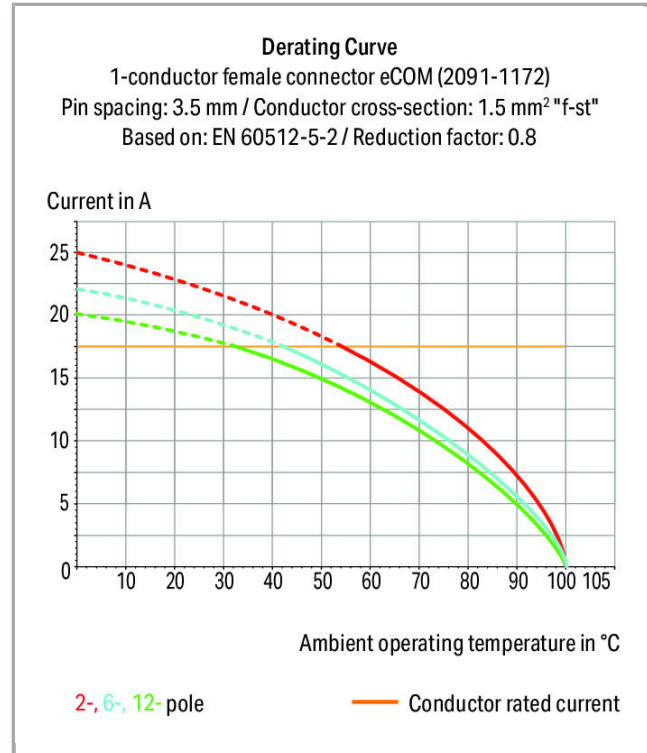



Fișă tehnică | Număr articol: 2091-1362/000-5000

1-conductor THT female header; 1.0 mm Ø solder pin; angled; Gripping plate; direct marking; 1.5 mm<sup>2</sup>; Pin spacing 3.5 mm; 12-pole; 1,50 mm<sup>2</sup>; light gray



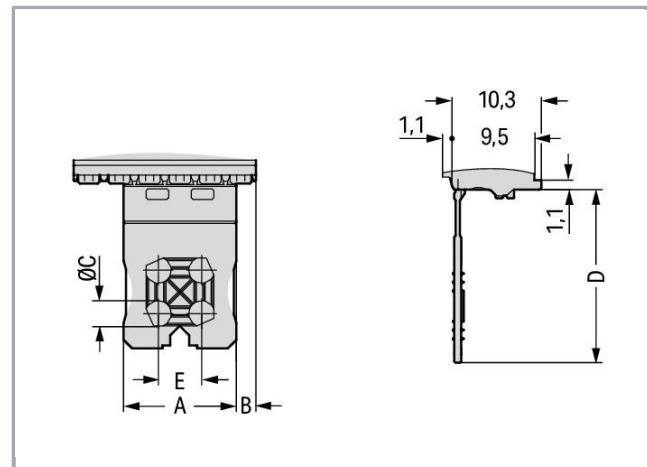
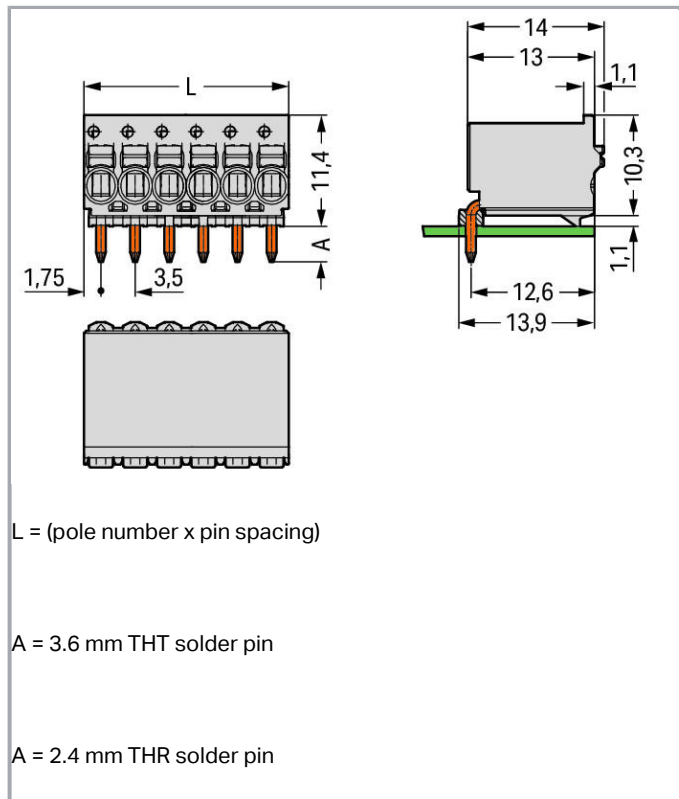
[www.wago.com/2091-1362/000-5000](http://www.wago.com/2091-1362/000-5000)



Supus modificărilor.

WAGO Kontakttechnik GmbH & Co. KG  
/Representative Office Romania  
Sos. Pipera-Tunari nr. 1/1  
building 1, 2nd floor | 077190 Voluntari, Ilfov  
Tel.: +40-(0)31 421 85 68 | Email: info-RO@wago.com

Aveți întrebări despre produsele noastre?  
Vă stăm la dispoziție pentru preluarea apelului la +40 (0) 31 421 85 68.



## Descriere articol

- Universal connection for all conductor types
- Simple, push-in termination of solid and ferruled conductors
- Easy-to-use design does not require special tools
- Ability to wire while mated or unmated
- Integrated test ports for testing parallel to conductor entry
- Custom-installed solder pins

### Safety information 1:

The **picoMAX® Pluggable Connection System** includes connectors without breaking capacity in accordance with DIN EN 61984. When used as intended, these connectors must not be connected/disconnected when live or under load. The circuit design should ensure header pins, which can be touched, are not live when unmated.

## Date

### Electrical data

Supus modificărilor.

### Ratings per IEC/EN 60664-1

| Ratings per                 | IEC/EN 60664-1   |
|-----------------------------|--|
| Nominal voltage (III/3)     | 160 V  |
| Rated surge voltage (III/3) | 2,5 kV   |
| Rated voltage (III/2)       | 160 V  |
| Rated surge voltage (III/2) | 2,5 kV   |
| Nominal voltage (II/2)      | 320 V  |
| Rated surge voltage (II/2)  | 2,5 kV   |
| Rated current               | 10 A   |
| Legend (ratings)            | (III / 2) $\triangleq$ Overvoltage category III / Pollution degree 2 |

### Approvals per UL 1059

|                                |         |
|--------------------------------|---------|
| Rated voltage UL (Use Group B) | 300 V   |
| Rated current UL (Use Group B) | 10 A    |
| Rated voltage UL (Use Group D) | 300 V   |
| Rated current UL (Use Group D) | 10 A    |
| Approvals per                  | UL 1059 |

### Connection data

|   |   |
|---|---|
| Connection technology                             | Push-in CAGE CLAMP <sup>®</sup>             |
| Actuation type                                    | Push-button                                 |
| Solid conductor                                   | 0,2 ... 1,5 mm <sup>2</sup> / 24 ... 14 AWG |
| Fine-stranded conductor                           | 0,2 ... 1,5 mm <sup>2</sup> / 24 ... 14 AWG |
| Fine-stranded conductor; with insulated ferrule   | 0,25 ... 0,75 mm <sup>2</sup>               |
| Fine-stranded conductor; with uninsulated ferrule | 0,25 ... 1,5 mm <sup>2</sup>                |
| Strip length                                      | 8 ... 9 mm / 0.31 ... 0.35 inch             |
| Conductor connection direction to PCB             | 0°  |
| Pole No.  | 12  |
| Total number of connection points                 | 12  |
| Total number of potentials                        | 12  |
| Number of connection types                        | 1   |
| Number of levels                                  | 1   |

### Geometrical Data

|             |                     |
|-------------|---------------------|
| Pin spacing | 3,5 mm / 0.138 inch |
|-------------|---------------------|

Supus modificărilor.

WAGO Kontakttechnik GmbH & Co. KG  
 /Representative Office Romania  
 Sos. Pipera-Tunari nr. 1/1  
 building 1, 2nd floor | 077190 Voluntari, Ilfov  
 Tel.: +40-(0)31 421 85 68 | Email: info-RO@wago.com

Aveți întrebări despre produsele noastre?  
 Vă stăm la dispoziție pentru preluarea apelului la +40 (0) 31 421 85 68.



|                                      |                          |
|--------------------------------------|--------------------------|
| Width                                | 42 mm / 1.654 inch       |
| Height                               | 11,4 mm / 0.449 inch     |
| Depth                                | 38 mm / 1.496 inch       |
| Solder pin length                    | 3,6 mm                   |
| Solder pin diameter                  | 1 mm                     |
| Drilled hole diameter with tolerance | 1,2 <sup>(+0,1)</sup> mm |

**Mechanical data**

|        |                     |
|--------|---------------------|
| Design | With gripping plate |
|--------|---------------------|

**Plug connection**

|                                    |                         |
|------------------------------------|-------------------------|
| Contact type (pluggable connector) | Female connector/socket |
| Connector (connection type)        | for PCB                 |
| Mismating protection               | No                      |
| Mating direction to the PCB        | 0°                      |

**PCB contact**

|             |     |
|-------------|-----|
| PCB contact | THT |
|-------------|-----|

**Material Data**

|                             |  |
|-----------------------------|--|
| Color                       | light gray                             |
| Material group              | I                                      |
| Insulation material         | Polyphthalamide (PPA GF)               |
| Flammability class per UL94 | V0                                     |
| Clamping spring material    | Chrome nickel spring steel (CrNi)      |
| Contact material            | Electrolytic copper (E <sub>Cu</sub> ) |
| Contact plating             | tin-plated                             |
| Fire load                   | 0,157 MJ                               |
| Weight                      | 7,5 g                                  |

**Environmental Requirements**

|                         |                 |
|-------------------------|-----------------|
| Limit temperature range | -60 ... +100 °C |
|-------------------------|-----------------|

**Commercial data**

|                |     |
|----------------|-----|
| Packaging type | BOX |
|----------------|-----|

Supus modificărilor.



WAGO Kontakttechnik GmbH & Co. KG  
 /Representative Office Romania  
 Sos. Pipera-Tunari nr. 1/1  
 building 1, 2nd floor | 077190 Voluntari, Ilfov  
 Tel.: +40-(0)31 421 85 68 | Email: info-RO@wago.com

Aveți întrebări despre produsele noastre?  
 Vă stăm la dispoziție pentru preluarea apelului la +40 (0) 31 421 85 68.


|                       |               |
|-----------------------|---------------|
| Country of origin     | DE            |
| GTIN                  | 4050821365211 |
| Customs tariff number | 85366990990   |

## Aprobări / certificate

### Country specific Approvals

| Emblemă  | Aprobare                              | Text de aprobare suplimentar | Nume certificat        |
|--|---------------------------------------|------------------------------|------------------------|
|  | CSA<br>DEKRA Certification B.V.       | C22.2                        | 2362521                |
|  | KEMA/KEUR<br>DEKRA Certification B.V. | EN 61984                     | 71-<br>102260<br>REV.1 |


### UL-Approvals

| Emblemă   | Aprobare                             | Text de aprobare suplimentar | Nume certificat     |
|---|--------------------------------------|------------------------------|---------------------|
|  | UL<br>Underwriters Laboratories Inc. | UL 1977                      | 20190909-<br>E45171 |

## Counterpart

## Produse compatibile

### Coding

|  |   |  |
|--|---|--|
|  | Nr. articol: 2091-1610<br>Coding key carrier; suitable for 3.5 mm pin spacing; orange | <a href="http://www.wago.com/2091-1610">www.wago.com/2091-1610</a> |
|--|---|--|

## Descărcări

### Documentation

#### Additional Information

|                        |             |               |            |
|------------------------|-------------|---------------|------------|
| Technical explanations | Apr 3, 2019 | pdf<br>3,6 MB | Descărcare |
|------------------------|-------------|---------------|------------|

Supus modificărilor.



## CAD/CAE-Data

### PCB Design

Symbol and Footprint 2091-1362/000-5000

URL

Descărcare

CAX data for your PCB design, consisting of "schematic symbols and PCB footprints", allow easy integration of the WAGO component into your development environment.

### Supported formats:

- Accel EDA 14 & 15
- Altium 6 to current version
- Cadence Allegro
- DesignSpark
- Eagle Libraries
- KiCad
- Mentor Graphics BoardStation
- Mentor Graphics Design Architect
- Mentor Graphics Design Expedition 99 and 2000
- OrCAD 9.X PCB and Capture
- PADS PowerPCB 3, 3.5, 4.X, and 5.X
- PADS PowerPCB and PowerLogic 3.0
- PCAD 2000, 2001, 2002, 2004, and 2006
- Pulsonix 8.5 or newer
- STL
- 3D STEP
- TARGET 3001!
- View Logic ViewDraw
- Quadcept
- Zuken CadStar 3 and 4
- Zuken CR-5000 and CR-8000

PCB Component Libraries (EDA), PCB CAD Library Ultra Librarian

---

## Installation Notes

### Marking

Supus modificărilor.

---

WAGO Kontakttechnik GmbH & Co. KG  
/Representative Office Romania  
Sos. Pipera-Tunari nr. 1/1  
building 1, 2nd floor | 077190 Voluntari, Ilfov  
Tel.: +40-(0)31 421 85 68 | Email: info-RO@wago.com

Aveți întrebări despre produsele noastre?  
Vă stăm la dispoziție pentru preluarea apelului la +40 (0) 31 421 85 68.



Pole marking via direct printing  
perpendicular to conductor entry.

### Familie de produse

**picoMAX eCOM**

Afișare globală produse din familie.

Supus modificărilor.