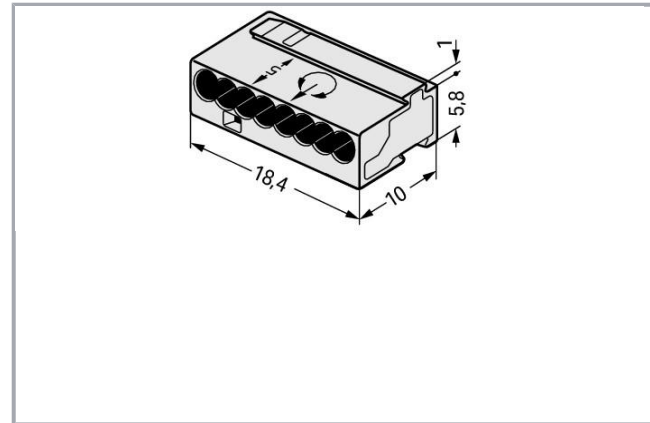


## Fișă tehnică | Număr articol: 243-308

MICRO PUSH WIRE® connector for junction boxes; for solid conductors; 0.8 mm Ø; 8-conductor; light gray housing; light gray cover; Surrounding air temperature: max 60°C; light gray

[www.wago.com/243-308](http://www.wago.com/243-308)



RoHS  Compliant

BOMcheck.net

Culoare:

### Descriere articol

#### Safety information 1:

When using conductors of the same diameter, Ø 0.5 mm/24 AWG or Ø 1 mm/18 AWG are also possible.

### Date

#### Electrical data

#### Ratings per IEC/EN 60664-1

Ratings per	EN 60664
Nominal voltage (II/2)	100 V
Rated surge voltage (II/2)	1,5 kV
Rated current	6 A
Legend (ratings)	(II / 2) ≙ Overvoltage category II / Pollution degree 2

#### Connection data

Connection technology

Supus modificărilor.

WAGO Kontakttechnik GmbH & Co. KG  
/Representative Office Romania  
Sos. Pipera-Tunari nr. 1/1  
building 1, 2nd floor | 077190 Voluntari, Ilfov  
Tel.: +40-(0)31 421 85 68 | Email: info-RO@wago.com

Aveți întrebări despre produsele noastre?  
Vă stăm la dispoziție pentru preluarea apelului la +40 (0) 31 421 85 68.



	PUSH WIRE®
Actuation type	Push-in
Connectable conductor materials	Copper
Conductor diameter	0,6 ... 0,8 mm
Strip length	5 ... 6 mm / 0.2 ... 0.24 inch
Total number of connection points	8
Total number of potentials	1
Number of connection types	1
Number of levels	1
Wiring type	Side-entry wiring

### Geometrical Data

Width	18,4 mm / 0.724 inch
Height	6,8 mm / 0.268 inch
Depth	10 mm / 0.394 inch

### Material Data

Color	light gray
Fire load	0,019 MJ
Weight	1,4 g

### Environmental Requirements

Surrounding air temperature (operation)	60 °C
Continuous operating temperature	105 °C

### Commercial data

Packaging type	BOX
Country of origin	DE
GTIN	4044918502689
Customs tariff number	85369010000

### Aprobări / certificate

#### Country specific Approvals

Emblemă	Aprobare	Text de aprobare suplimentar	Nume certificat
	CCA	EN 60998	NTR NL

Supus modificărilor.

WAGO Kontakttechnik GmbH & Co. KG  
 /Representative Office Romania  
 Sos. Pipera-Tunari nr. 1/1  
 building 1, 2nd floor | 077190 Voluntari, Ilfov  
 Tel.: +40-(0)31 421 85 68 | Email: info-RO@wago.com

Aveți întrebări despre produsele noastre?  
 Vă stăm la dispoziție pentru preluarea apelului la +40 (0) 31 421 85 68.



DEKRA Certification B.V.

7486

CSA  
DEKRA Certification B.V.

C22.2

70048857

CSA  
DEKRA Certification B.V.

C22.2



70048857

KEMA/KEUR  
DEKRA Certification B.V.


EN 60998

2193300.01

## Ship Approvals

Emblemă	Aprobare	Text de aprobare suplimentar	Nume certificat
	<b>ABS</b> American Bureau of Shipping	-	18- HG1755093- PDA
	<b>LR</b> Lloyds Register	EN 60998	04/20013 (E8)

## UL-Approvals

Emblemă	Aprobare	Text de aprobare suplimentar	Nume certificat
	<b>UR</b> Underwriters Laboratories Inc.	UL 1059	20190731- E45172

## Counterpart

## Produse compatibile

Supus modificărilor.

WAGO Kontakttechnik GmbH & Co. KG  
/Representative Office Romania  
Sos. Pipera-Tunari nr. 1/1  
building 1, 2nd floor | 077190 Voluntari, Ilfov  
Tel.: +40-(0)31 421 85 68 | Email: info-RO@wago.com

Aveți întrebări despre produsele noastre?  
Vă stăm la dispoziție pentru preluarea apelului la +40 (0) 31 421 85 68.

### General accessories



Nr. articol: 243-112

Mounting carrier; for 4 connectors; 243 Series; for DIN-35 rail mounting/screw mounting; orange

[www.wago.com/243-112](http://www.wago.com/243-112)



Nr. articol: 243-113

Mounting carrier; for 6 connectors; 243 Series; for DIN-35 rail mounting/screw mounting; orange

[www.wago.com/243-113](http://www.wago.com/243-113)

### Marking accessories

Nr. articol: 210-332/575-103

Marking strips; as a DIN A4 sheet; MARKED; 1-12 (160x); Height of marker strip: 3 mm; Strip length 182 mm; Horizontal marking; Self-adhesive; white

[www.wago.com/210-332/575-103](http://www.wago.com/210-332/575-103)

## Descărcări

### Documentation

#### Additional Information

Technical explanations

Apr 3, 2019

pdf  
2,1 MB

Descărcare

## CAD/CAE-Data

### CAE data

EPLAN Data Portal 243-308

URL

Descărcare


WSCAD Universe 243-308

URL


Descărcare

## Installation Notes

### Conductor termination




Strip solid conductors to 5 ... 6 mm (0.2 ... 0.24 inch).




Termination: Insert stripped solid conductor until it hits backstop.

Supus modificărilor.



Removal: Hold conductor to be removed and twist alternately left and right while pulling the connector.

#### Installation




#### Connector strips:

Assembling modular connectors into connector strips.


#### Commoning

Supus modificărilor.




Commoned connector strips

### Testing



Testing via test ports opposite to conductor entry.

Supus modificărilor.



**WAGO's 243 Series MICRO PUSH WIRE®**  
Connectors for junction boxes can be used in both communication and alarm systems according to the VdS (German Association of Property Insurers) guidelines.

No general approval is given to PUSH WIRE® connectors by the VdS association. The connectors must be tested together with the different parts of the system.

The requirements for connectors are specified in the VdS guidelines for junction boxes (VdS 2116) in section 8.7: "The junction box connectors must be designed to guarantee a reliable and stable connection."

The verification of the fulfillment of these requirements is documented in the VDE test report No. 2574-1440-4031 for the insulated 243 Series PUSH WIRE® Connectors for junction boxes.

Supus modificărilor.