

Fișă tehnică | Număr articol: 790-124

Shield clamping saddle; 27 mm wide; diameter of compatible conductor; 6 ...
24 mm

www.wago.com/790-124



Descriere articol

Safety information 1:

Supus modificărilor.

WAGO Kontakttechnik GmbH & Co. KG
/Representative Office Romania
Sos. Pipera-Tunari nr. 1/1
building 1, 2nd floor | 077190 Voluntari, Ilfov
Tel.: +40-(0)31 421 85 68 | Email: info-RO@wago.com

Aveți întrebări despre produsele noastre?
Vă stăm la dispoziție pentru preluarea apelului la +40 (0) 31 421 85 68.

Note: Not suitable for connecting ground conductors!

Date

Technical Data

Main product function	Shield clamping saddles
Safety information 1	Note: Not suitable for connecting ground conductors!

Geometrical Data

Width	27 mm / 1.063 inch
-------	--------------------

Material Data

Weight	21 g
Material	Steel V2A




Commercial data

Product Group	2 (Terminal Block Accessories)
Packaging type	BOX
Country of origin	DE
GTIN	4017332356961
Customs tariff number	85369010000

Counterpart

Produse compatibile

shield connection










	Nr. articol: 790-113 Carrier with grounding foot; 90° to carrier rail; 45 mm long; Cu 10 mm x 3 mm; suitable for 790 Series shield clamping saddles	www.wago.com/790-113
	Nr. articol: 790-114 Carrier with grounding foot; parallel to carrier rail; 45 mm long; Cu 10 mm x 3 mm; suitable for 790 Series shield clamping saddles and 791 Series shield clamps	www.wago.com/790-114
	Nr. articol: 790-115 Carrier with 2 grounding feet; parallel to carrier rail; 125 mm long; Cu 10 mm x 3 mm	www.wago.com/790-115

General accessories

Supus modificărilor.

WAGO Kontakttechnik GmbH & Co. KG
/Representative Office Romania
Sos. Pipera-Tunari nr. 1/1
building 1, 2nd floor | 077190 Voluntari, Ilfov
Tel.: +40-(0)31 421 85 68 | Email: info-RO@wago.com

Aveți întrebări despre produsele noastre?
Vă stăm la dispoziție pentru preluarea apelului la +40 (0) 31 421 85 68.

	Nr. articol: 790-100 Isolated mounting carrier; for busbar with screw M4 x 8 mm; gray	www.wago.com/790-100
	Nr. articol: 790-101 Isolated mounting carrier; for busbar with sheet metal screw (3.5 x 9) mm; gray	www.wago.com/790-101
Carrier rail		
	Nr. articol: 790-145 Carrier rail; with special perforations; 1000 mm long; tin-plated	www.wago.com/790-145
N-busbar		
	Nr. articol: 210-133 Busbar; tin-plated; 1000 mm long; Cu 10 mm x 3 mm	www.wago.com/210-133
	Nr. articol: 790-133 Busbar; tin-plated; 30 mm long; Cu 10 mm x 3 mm	www.wago.com/790-133
	Nr. articol: 790-134 Busbar; tin-plated; 50 mm long; Cu 10 mm x 3 mm	www.wago.com/790-134
	Nr. articol: 790-190 U-shaped busbar; Cu 10 mm x 3 mm; for 5 I/O; suitable for 750 Series I/O modules	www.wago.com/790-190
	Nr. articol: 790-191 U-shaped busbar; Cu 10 mm x 3 mm; for 8 I/O; suitable for 750 Series I/O modules	www.wago.com/790-191
	Nr. articol: 790-192 U-shaped busbar; Cu 10 mm x 3 mm; for 5 I/O; suitable for 750 Series I/O modules	www.wago.com/790-192
	Nr. articol: 790-193 U-shaped busbar; Cu 10 mm x 3 mm; for 8 I/O; suitable for 750 Series I/O modules	www.wago.com/790-193

Descărcări

CAD/CAE-Data

CAD data

2D/3D Models 790-124	URL	Descărcare
----------------------	---------------------	----------------------------

CAE data

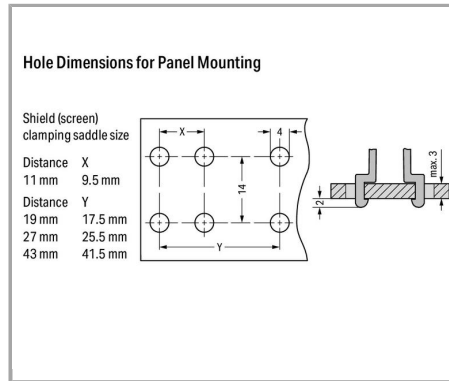
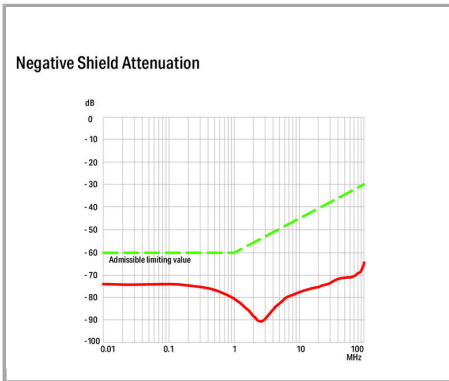
WSCAD Universe 790-124	URL	Descărcare
------------------------	---------------------	----------------------------

Installation Notes

Supus modificărilor.


WAGO Kontakttechnik GmbH & Co. KG
/Representative Office Romania
Sos. Pipera-Tunari nr. 1/1
building 1, 2nd floor | 077190 Voluntari, Ilfov
Tel.: +40-(0)31 421 85 68 | Email: info-RO@wago.com

Aveți întrebări despre produsele noastre?
Vă stăm la dispoziție pentru preluarea apelului la +40 (0) 31 421 85 68.




WAGO's shield connection system is highly effective because the clamping unit can be brought very close to the unshielded part of the cable.

Additionally, the spring material is part of the clamping saddle, providing a good electrical connection (the system also acts as a partial strain relief). The spring element integrated in the shield clamping saddle compensates for deformation and settling that results from a connected shield.



Assembly:




Removal:


The shield clamping saddle is shipped ready for direct connection to the (10 x 3) mm busbar or to a drilled mounting plate. After connection, tighten the knurled screw to complete the installation. Maximum tightening torque: 0.5 Nm

To remove the clamping saddle, unscrew until ratcheted mechanism is released, then slightly tip saddle and remove the clamping saddle.


Supus modificărilor.



Carrier with grounding foot* (790-113),
45 mm long, busbar 90° to the rail



Carrier with grounding foot* (790-114),
45 mm long, busbar parallel to the rail




Carrier with grounding foot* (790-115),
125 mm long, busbar parallel to the rail


* for all sizes of shield clamping saddles

* for all sizes of shield clamping saddles


* for all sizes of shield clamping saddles



Fitting an additional clamping saddle.




Tightening/removing a shield clamping
saddle.




After connection, tighten the knurled screw
to complete the installation.

Recommended tightening torque: 0.5 Nm


Supus modificărilor.




To remove the clamping saddle, unscrew until ratcheted mechanism is released, then slightly tip saddle and remove the clamping saddle.



Carrier with grounding foot – busbar parallel to the rail




Insulated mounting carriers for a common shield reference potential, independent of housing potential



U-shaped (10 x 3) mm copper busbar

Supus modificărilor.



Snap shield clamping saddles into any metal plate (max. thickness: 3 mm).

Supus modificărilor.