

## Fișă tehnică | Număr articol: 231-902

Comb-style jumper bar; for 5 mm and 5.08 mm pin spacing; reduces conductor size to 1.5 mm; gray

[www.wago.com/231-902](http://www.wago.com/231-902)



RoHS  Compliant

BOMcheck.net

Culoare: ■

### Date

#### Electrical data

#### Ratings per IEC/EN 60664-1

Ratings per	IEC/EN 60664-1
Rated voltage (III/2)	320 V
Rated surge voltage (III/2)	4 kV
Rated current	12 A
Legend (ratings)	(III / 2) ≙ Overvoltage category III / Pollution degree 2

#### Approvals per UL 1059

Approvals per	UL 1059
---------------	---------

Supus modificărilor.

WAGO Kontakttechnik GmbH & Co. KG  
/Representative Office Romania  
Sos. Pipera-Tunari nr. 1/1  
building 1, 2nd floor | 077190 Voluntari, Ilfov  
Tel.: +40-(0)31 421 85 68 | Email: info-RO@wago.com

Aveți întrebări despre produsele noastre?  
Vă stăm la dispoziție pentru preluarea apelului la +40 (0) 31 421 85 68.

### Connection data

Pole No.	2
Number of connection types	1

### Geometrical Data

Pin spacing	5/5,08 mm / 0.197/0.2 inch
Width	10 mm / 0.394 inch
Depth	5 mm / 0.197 inch

### Mechanical data

Suitable	for male and female connectors with CAGE CLAMP®
----------	---

### Material Data


Color	gray
Material group	I
Insulation material	Polyamide 66 (PA 66)
Flammability class per UL94	V0
Fire load	0,001 MJ
Weight	0,2 g

### Commercial data

Product Group	3 (Multi Conn. System)
Packaging type	BOX
Country of origin	DE
GTIN	4045454045425
Customs tariff number	85366990990

### Aprobări / certificate

#### Country specific Approvals

Emblemă	Aprobare	Text de aprobare suplimentar	Nume certificat
	CSA DEKRA Certification B.V.	C22.2	1466354

Supus modificărilor.




KEMA/KEUR  
DEKRA Certification B.V.

EN 61984

2190761.01

### Ship Approvals

Emblemă	Aprobare	Text de aprobare suplimentar	Nume certificat
	<b>ABS</b> American Bureau of Shipping	-	19-HG1869876-PDA

### Counterpart

#### Descărcări Documentation

##### Additional Information

Technical explanations	Apr 3, 2019	pdf 3,6 MB	Descărcare
------------------------	-------------	---------------	------------

#### CAD/CAE-Data

##### CAD data

2D/3D Models 231-902	URL	Descărcare
----------------------	-----	------------


#### Installation Notes

##### Assembly

Supus modificărilor.

WAGO Kontakttechnik GmbH & Co. KG  
/Representative Office Romania  
Sos. Pipera-Tunari nr. 1/1  
building 1, 2nd floor | 077190 Voluntari, Ilfov  
Tel.: +40-(0)31 421 85 68 | Email: info-RO@wago.com

Aveți întrebări despre produsele noastre?  
Vă stăm la dispoziție pentru preluarea apelului la +40 (0) 31 421 85 68.




Notice:

Insert jumper bar according to direction of symbols.

□ symbol correlates to the direction of the operating slot.

#### Assembly




Notice:

Insert jumper bar according to direction of symbols.

○ symbol correlates to the direction of the conductor entry.


#### Coding

Supus modificărilor.




Custom comb-style jumper bars are created by breaking off jumper contacts (3 contacts and more).

#### Assembly



Notice: Comb-style jumper bars reduce the conductor cross-section to 1.5 mm<sup>2</sup> "s" + "f-st."


#### Assembly



Operating tool for 231-902 Comb-Style Jumper Bars

Supus modificărilor.

#### Application



Both male and female connectors can be pre-assembled with comb-style jumper bars upon request.

Supus modificărilor.