



## Descriere articol

### Safety information 1:

Note: Not suitable for connecting ground conductors!

Supus modificărilor.

## Date

## Technical Data

Main product function	Shield clamping saddles
Safety information 1	Note: Not suitable for connecting ground conductors!

## Geometrical Data

Width	43 mm / 1.693 inch
-------	--------------------

## Material Data

Weight	30,8g
Material	Steel V2A





## Commercial data

Product Group	2 (Terminal Block Accessories)
Packaging type	BOX
Country of origin	DE
GTIN	4017332389662
Customs tariff number	85369010000

## Counterpart

## Produse compatibile










## N-busbar

	<b>Nr. articol: 210-133</b> Busbar; tin-plated; 1000 mm long; Cu 10 mm x 3 mm	<a href="http://www.wago.com/210-133">www.wago.com/210-133</a>
	<b>Nr. articol: 790-133</b> Busbar; tin-plated; 30 mm long; Cu 10 mm x 3 mm	<a href="http://www.wago.com/790-133">www.wago.com/790-133</a>
	<b>Nr. articol: 790-134</b> Busbar; tin-plated; 50 mm long; Cu 10 mm x 3 mm	<a href="http://www.wago.com/790-134">www.wago.com/790-134</a>
	<b>Nr. articol: 790-190</b> U-shaped busbar; Cu 10 mm x 3 mm; for 5 I/O; suitable for 750 Series I/O modules	<a href="http://www.wago.com/790-190">www.wago.com/790-190</a>

Supus modificărilor.

WAGO Kontakttechnik GmbH & Co. KG  
/Representative Office Romania  
Sos. Pipera-Tunari nr. 1/1  
building 1, 2nd floor | 077190 Voluntari, Ilfov  
Tel.: +40-(0)31 421 85 68 | Email: [info-RO@wago.com](mailto:info-RO@wago.com)

Aveți întrebări despre produsele noastre?  
Vă stăm la dispoziție pentru preluarea apelului la +40 (0) 31 421 85 68.

	<b>Nr. articol: 790-191</b> U-shaped busbar; Cu 10 mm x 3 mm; for 8 I/O; suitable for 750 Series I/O modules	<a href="http://www.wago.com/790-191">www.wago.com/790-191</a>
	<b>Nr. articol: 790-192</b> U-shaped busbar; Cu 10 mm x 3 mm; for 5 I/O; suitable for 750 Series I/O modules	<a href="http://www.wago.com/790-192">www.wago.com/790-192</a>
	<b>Nr. articol: 790-193</b> U-shaped busbar; Cu 10 mm x 3 mm; for 8 I/O; suitable for 750 Series I/O modules	<a href="http://www.wago.com/790-193">www.wago.com/790-193</a>
<b>shield connection</b>		
	<b>Nr. articol: 790-113</b> Carrier with grounding foot; 90° to carrier rail; 45 mm long; Cu 10 mm x 3 mm; suitable for 790 Series shield clamping saddles	<a href="http://www.wago.com/790-113">www.wago.com/790-113</a>
	<b>Nr. articol: 790-114</b> Carrier with grounding foot; parallel to carrier rail; 45 mm long; Cu 10 mm x 3 mm; suitable for 790 Series shield clamping saddles and 791 Series shield clamps	<a href="http://www.wago.com/790-114">www.wago.com/790-114</a>
	<b>Nr. articol: 790-115</b> Carrier with 2 grounding feet; parallel to carrier rail; 125 mm long; Cu 10 mm x 3 mm	<a href="http://www.wago.com/790-115">www.wago.com/790-115</a>
<b>General accessories</b>		
	<b>Nr. articol: 790-100</b> Isolated mounting carrier; for busbar with screw M4 x 8 mm; gray	<a href="http://www.wago.com/790-100">www.wago.com/790-100</a>
	<b>Nr. articol: 790-101</b> Isolated mounting carrier; for busbar with sheet metal screw (3.5 x 9) mm; gray	<a href="http://www.wago.com/790-101">www.wago.com/790-101</a>
<b>Carrier rail</b>		
	<b>Nr. articol: 790-145</b> Carrier rail; with special perforations; 1000 mm long; tin-plated	<a href="http://www.wago.com/790-145">www.wago.com/790-145</a>

## Descărcări

### CAD/CAE-Data

#### CAD data

2D/3D Models 790-140	<a href="#">URL</a>	<a href="#">Descărcare</a>
----------------------	---------------------	----------------------------

#### CAE data

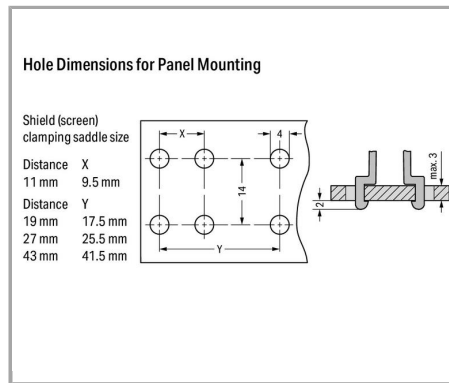
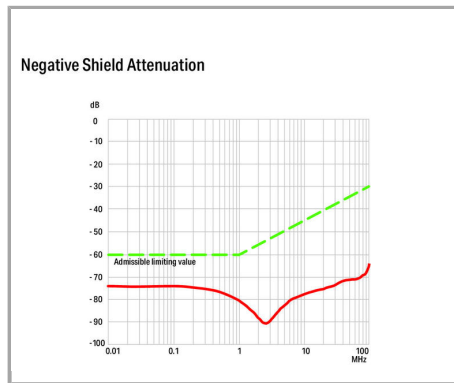
WSCAD Universe 790-140	<a href="#">URL</a>	<a href="#">Descărcare</a>
------------------------	---------------------	----------------------------

## Installation Notes

Supus modificărilor.


WAGO Kontakttechnik GmbH & Co. KG  
/Representative Office Romania  
Sos. Pipera-Tunari nr. 1/1  
building 1, 2nd floor | 077190 Voluntari, Ilfov  
Tel.: +40-(0)31 421 85 68 | Email: info-RO@wago.com

Aveți întrebări despre produsele noastre?  
Vă stăm la dispoziție pentru preluarea apelului la +40 (0) 31 421 85 68.




WAGO's shield connection system is highly effective because the clamping unit can be brought very close to the unshielded part of the cable.

Additionally, the spring material is part of the clamping saddle, providing a good electrical connection (the system also acts as a partial strain relief). The spring element integrated in the shield clamping saddle compensates for deformation and settling that results from a connected shield.



**Assembly:**




**Removal:**


The shield clamping saddle is shipped ready for direct connection to the (10 x 3) mm busbar or to a drilled mounting plate. After connection, tighten the knurled screw to complete the installation. Maximum tightening torque: 0.5 Nm

To remove the clamping saddle, unscrew until ratcheted mechanism is released, then slightly tip saddle and remove the clamping saddle.


Supus modificărilor.



Carrier with grounding foot\* (790-113),  
45 mm long, busbar 90° to the rail



Carrier with grounding foot\* (790-114),  
45 mm long, busbar parallel to the rail




Carrier with grounding foot\* (790-115),  
125 mm long, busbar parallel to the rail


\* for all sizes of shield clamping saddles

\* for all sizes of shield clamping saddles


\* for all sizes of shield clamping saddles



Fitting an additional clamping saddle.



Tightening/removing a shield clamping  
saddle.




After connection, tighten the knurled screw  
to complete the installation.


Recommended tightening torque: 0.5 Nm

Supus modificărilor.







To remove the clamping saddle, unscrew until ratcheted mechanism is released, then slightly tip saddle and remove the clamping saddle.



Carrier with grounding foot – busbar parallel to the rail




Insulated mounting carriers for a common shield reference potential, independent of housing potential



U-shaped (10 x 3) mm copper busbar

Supus modificărilor.



Snap shield clamping saddles into any metal plate (max. thickness: 3 mm).

Supus modificărilor.