


## Fișă tehnică | Număr articol: 713-1424

THT male header, 2-row; 0.8 x 0.8 mm solder pin; angled; 100% protected against mismatching; Pin spacing 3.5 mm; 2 x 4-pole; black

[www.wago.com/713-1424](http://www.wago.com/713-1424)



RoHS  
Compliant ✓

BOMcheck.net

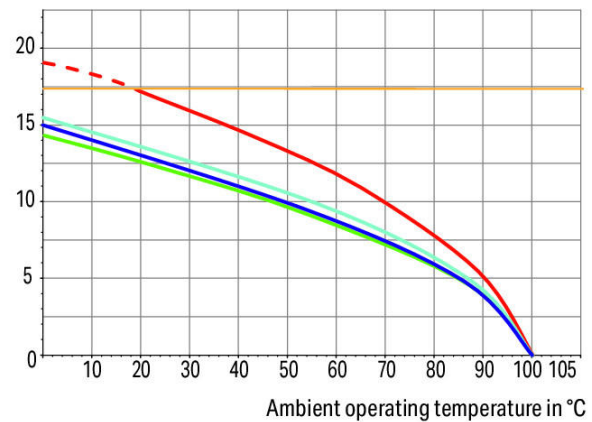
Culoare: ■

### Derating Curve

1-conductor female connector (713-1103) with  
THT male header (713-1403)

Pin spacing: 3.5 mm / Conductor cross-section: 1.5 mm<sup>2</sup> "f-st"  
Based on: EN 60512-5-2 / Reduction factor: 0.8

Current in A



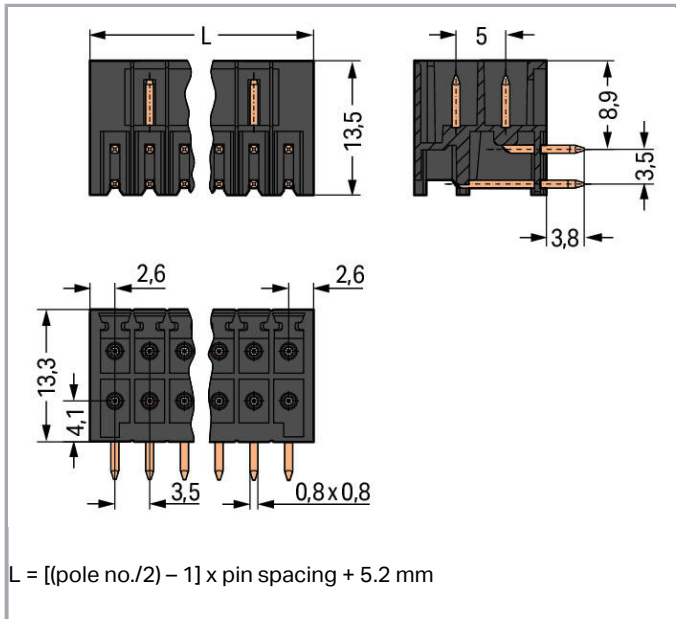
6-, 16-, 24-, 36-pole

Conductor rated current

Supus modificărilor.

WAGO Kontakttechnik GmbH & Co. KG  
/Representative Office Romania  
Sos. Pipera-Tunari nr. 1/1  
building 1, 2nd floor | 077190 Voluntari, Ilfov  
Tel.: +40-(0)31 421 85 68 | Email: info-RO@wago.com

Aveți întrebări despre produsele noastre?  
Vă stăm la dispoziție pentru preluarea apelului la +40 (0) 31 421 85 68.



## Descriere articol

- Male headers may be mounted horizontally or vertically via straight or angled solder pins
- Header housing is molded of THT-compatible insulation material for lead-free reflow soldering
- Separated pin slots prevent damage and make the headers touch-proof when unplugged
- 100% protected against mismatching
- Coding pins available

### Safety information 1:

The *MULTI CONNECTION SYSTEM (MCS)* is designed without breaking capacity for compliance with DIN EN 61984. When used as intended, MCS Connectors shall not be connected/disconnected when live or under load. The circuit design should ensure header pins, which can be touched, are not live when unmated.

## Date

### Electrical data

### Ratings per IEC/EN 60664-1

| Ratings per                 | IEC/EN 60664-1 |
|-----------------------------|----------------|
| Nominal voltage (III/3)     | 80 V           |
| Rated surge voltage (III/3) | 2,5 kV         |
| Rated voltage (III/2)       | 160 V          |
| Rated surge voltage (III/2) | 2,5 kV         |

Supus modificărilor.

WAGO Kontakttechnik GmbH & Co. KG  
 /Representative Office Romania  
 Sos. Pipera-Tunari nr. 1/1  
 building 1, 2nd floor | 077190 Voluntari, Ilfov  
 Tel.: +40-(0)31 421 85 68 | Email: info-RO@wago.com

Aveți întrebări despre produsele noastre?  
 Vă stăm la dispoziție pentru preluarea apelului la +40 (0) 31 421 85 68.



|                            |  |
|----------------------------|--|
| Nominal voltage (II/2)     | 250 V  |
| Rated surge voltage (II/2) | 2,5 kV   |
| Rated current              | 10 A   |
| Legend (ratings)           | (III / 2) $\triangleq$ Overvoltage category III / Pollution degree 2 |

### Approvals per UL 1059

|                                |         |
|--------------------------------|---------|
| Rated voltage UL (Use Group B) | 150 V   |
| Rated current UL (Use Group B) | 10 A    |
| Rated voltage UL (Use Group C) | 50 V    |
| Rated current UL (Use Group C) | 10 A    |
| Approvals per                  | UL 1059 |

### Approvals per CSA

|                                 |       |
|---------------------------------|-------|
| Rated voltage CSA (Use Group B) | 150 V |
| Rated current CSA (Use Group B) | 12 A  |

### Connection data

|                            |   |
|----------------------------|---|
| Pole No.                   | 8 |
| Total number of potentials | 8 |
| Number of connection types | 1 |
| Number of levels           | 2 |

### Geometrical Data

|                                      |                          |
|--------------------------------------|--------------------------|
| Pin spacing                          | 3.5 mm / 0.138 inch      |
| Width                                | 15.5 mm / 0.61 inch      |
| Height                               | 17.1 mm / 0.673 inch     |
| Height from the surface              | 13.3 mm / 0.524 inch     |
| Depth                                | 13.5 mm / 0.531 inch     |
| Solder pin length                    | 3,8 mm                   |
| Solder pin dimensions                | 0.8 x 0.8 mm             |
| Drilled hole diameter with tolerance | 1.2 <sup>(+0.1)</sup> mm |

### Plug connection

|                                    |                     |
|------------------------------------|---------------------|
| Contact type (pluggable connector) | Male connector/plug |
| Connector (connection type)        | for PCBs            |
| Mismating protection               | Yes                 |

Supus modificărilor.

WAGO Kontakttechnik GmbH & Co. KG  
 /Representative Office Romania  
 Sos. Pipera-Tunari nr. 1/1  
 building 1, 2nd floor | 077190 Voluntari, Ilfov  
 Tel.: +40-(0)31 421 85 68 | Email: info-RO@wago.com

Aveți întrebări despre produsele noastre?  
 Vă stăm la dispoziție pentru preluarea apelului la +40 (0) 31 421 85 68.

|                             |    |
|-----------------------------|----|
| Mating direction to the PCB | 0° |
|-----------------------------|----|

### PCB contact

|                                     |   |
|-------------------------------------|---|
| PCB contact                         | THT                                     |
| Solder pin arrangement              | over the entire male connector, in line |
| Number of solder pins per potential | 1                                       |

### Material Data

|                             |  |
|-----------------------------|--|
| Color                       | black                                  |
| Material group              | I                                      |
| Insulation material         | Polyphthalamide (PPA GF)               |
| Flammability class per UL94 | V0                                     |
| Contact material            | Electrolytic copper (E <sub>Cu</sub> ) |
| Contact plating             | tin-plated                             |
| Fire load                   | 0,05 MJ                                |
| Weight                      | 2,4 g                                  |

### Environmental Requirements


|                         |                 |
|-------------------------|-----------------|
| Limit temperature range | -60 ... +100 °C |
|-------------------------|-----------------|

### Commercial data

|                       |                        |
|-----------------------|------------------------|
| Product Group         | 3 (Multi Conn. System) |
| Packaging type        | BOX                    |
| Country of origin     | PL                     |
| GTIN                  | 4045454700157          |
| Customs tariff number | 85366990990            |

### Aprobări / certificate

#### Country specific Approvals

| Emblemă  | Aprobare                               | Text de aprobare suplimentar | Nume certificat |
|--|--|------------------------------|-----------------|
|  | <b>CCA</b><br>DEKRA Certification B.V. | EN 61984                     | 2169947.01      |
|  | <b>CSA</b><br>DEKRA Certification B.V. | C22.2 No. 158                | 2315087         |


Supus modificărilor.

WAGO Kontakttechnik GmbH & Co. KG  
/Representative Office Romania  
Sos. Pipera-Tunari nr. 1/1  
building 1, 2nd floor | 077190 Voluntari, Ilfov  
Tel.: +40-(0)31 421 85 68 | Email: info-RO@wago.com






Aveți întrebări despre produsele noastre?  
Vă stăm la dispoziție pentru preluarea apelului la +40 (0) 31 421 85 68.



## UL-Approvals

| Emblemă  | Aprobare                             | Text de aprobare suplimentar | Nume certificat     |
|--|--------------------------------------|------------------------------|---------------------|
|  | UL<br>Underwriters Laboratories Inc. | UL 1059                      | 20190122-<br>E45172 |

## Counterpart

|  |  |  |
|--|--|--|
|    | <b>Nr. articol</b> 713-1104<br>1-conductor female connector, 2-row; 100% protected against mismatching; 1.5 mm <sup>2</sup> ; Pin spacing 3.5 mm; 8-pole; 1,50 mm <sup>2</sup> ; black   | <a href="http://www.wago.com/713-1104">www.wago.com/713-1104</a>                   |
|    | <b>Nr. articol</b> 713-1104/000-047<br>1-conductor female connector, 2-row; 100% protected against mismatching; direct marking; 1.5 mm <sup>2</sup> ; Pin spacing 3.5 mm; 8-pole; 1,50 mm <sup>2</sup> ; black                       | <a href="http://www.wago.com/713-1104/000-047">www.wago.com/713-1104/000-047</a>   |
|  | <b>Nr. articol</b> 713-1104/000-9037<br>1-conductor female connector, 2-row; 100% protected against mismatching; direct marking; 1.5 mm <sup>2</sup> ; Pin spacing 3.5 mm; 8-pole; 1,50 mm <sup>2</sup> ; black                      | <a href="http://www.wago.com/713-1104/000-9037">www.wago.com/713-1104/000-9037</a> |
|  | <b>Nr. articol</b> 713-1104/032-047<br>1-conductor female connector, 2-row; 100% protected against mismatching; Strain relief plate; direct marking; 1.5 mm <sup>2</sup> ; Pin spacing 3.5 mm; 8-pole; 1,50 mm <sup>2</sup> ; black  | <a href="http://www.wago.com/713-1104/032-047">www.wago.com/713-1104/032-047</a>   |
|  | <b>Nr. articol</b> 713-1104/032-9037<br>1-conductor female connector, 2-row; 100% protected against mismatching; Strain relief plate; direct marking; 1.5 mm <sup>2</sup> ; Pin spacing 3.5 mm; 8-pole; 1,50 mm <sup>2</sup> ; black | <a href="http://www.wago.com/713-1104/032-9037">www.wago.com/713-1104/032-9037</a> |

## Produse compatibile

## Coding



**Nr. articol:** 714-101  
Coding key; orange

[www.wago.com/714-101](http://www.wago.com/714-101)

## Descărcări

## Documentation

## Additional Information

Supus modificărilor.

WAGO Kontakttechnik GmbH & Co. KG  
/Representative Office Romania  
Sos. Pipera-Tunari nr. 1/1  
building 1, 2nd floor | 077190 Voluntari, Ilfov  
Tel.: +40-(0)31 421 85 68 | Email: info-RO@wago.com

Aveți întrebări despre produsele noastre?  
Vă stăm la dispoziție pentru preluarea apelului la +40 (0) 31 421 85 68.



Technical explanations

Apr 3, 2019

pdf  
3,6 MB

Descărcare

## CAD/CAE-Data

### CAD data

2D/3D Models 713-1424

URL

Descărcare

### PCB Design

Symbol and Footprint 713-1424

URL

Descărcare

CAX data for your PCB design, consisting of "schematic symbols and PCB footprints", allow easy integration of the WAGO component into your development environment.

### Supported formats:

- Accel EDA 14 & 15
- Altium 6 to current version
- Cadence Allegro
- DesignSpark
- Eagle Libraries
- KiCad
- Mentor Graphics BoardStation
- Mentor Graphics Design Architect
- Mentor Graphics Design Expedition 99 and 2000
- OrCAD 9.X PCB and Capture
- PADS PowerPCB 3, 3.5, 4.X, and 5.X
- PADS PowerPCB and PowerLogic 3.0
- PCAD 2000, 2001, 2002, 2004, and 2006
- Pulsonix 8.5 or newer
- STL
- 3D STEP
- TARGET 3001!
- View Logic ViewDraw
- Quadcept
- Zuken CadStar 3 and 4
- Zuken CR-5000 and CR-8000

PCB Component Libraries (EDA), PCB CAD Library Ultra Librarian


Supus modificărilor.

WAGO Kontakttechnik GmbH & Co. KG  
/Representative Office Romania  
Sos. Pipera-Tunari nr. 1/1  
building 1, 2nd floor | 077190 Voluntari, Ilfov  
Tel.: +40-(0)31 421 85 68 | Email: info-RO@wago.com

Aveți întrebări despre produsele noastre?  
Vă stăm la dispoziție pentru preluarea apelului la +40 (0) 31 421 85 68.

## Installation Notes

### Coding



Coding a male header by inserting a coding pin.

## Familie de produse

*MCS* MINI HD

Afișare globală produse din familie.

Supus modificărilor.