

Fișă tehnică | Număr articol: 221-505

Mounting carrier; for 5-conductor terminal blocks; 221 Series - 4 mm²; for screw mounting; white

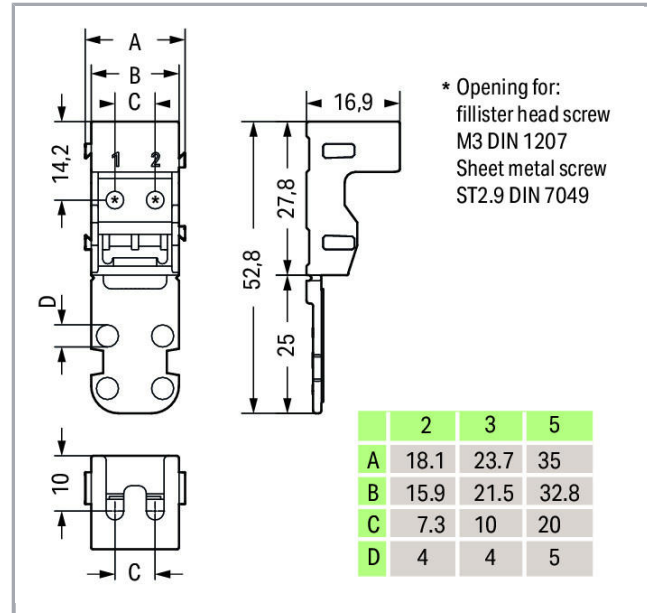
www.wago.com/221-505



RoHS Compliant ✓

BOMcheck.net

Culoare:



Date

Geometrical Data

Width	35 mm / 1.378 inch
Height from the surface	16,9 mm / 0.665 inch
Depth	52,8 mm / 2.079 inch

Material Data

Color	white
Insulation material	Polyamide 66 (PA 66)
Flammability class per UL94	V0
Weight	4,8 g

Supus modificărilor.

WAGO Kontakttechnik GmbH & Co. KG
/Representative Office Romania
Sos. Pipera-Tunari nr. 1/1
building 1, 2nd floor | 077190 Voluntari, Ilfov
Tel.: +40-(0)31 421 85 68 | Email: info-RO@wago.com

Aveți întrebări despre produsele noastre?
Vă stăm la dispoziție pentru preluarea apelului la +40 (0) 31 421 85 68.

Commercial data

Packaging type	BOX
Country of origin	CN
GTIN	4055143640831
Customs tariff number	39269097900

Counterpart

Descărcări

Documentation

Additional Information


Technical explanations	Apr 3, 2019	pdf 2,1 MB	Descărcare
------------------------	-------------	---------------	------------

CAD/CAE-Data


CAD data

2D/3D Models 221-505	URL	Descărcare
----------------------	-----	------------

Installation Notes




Inserting a connector into the mounting carrier.




Removing a connector from the mounting carrier.

Inserting a conductor

Supus modificărilor.




Inserting a conductor.




Horizontal screw mounting



Vertical screw mounting



Horizontal mounting via snap-in foot



Vertical mounting via snap-in foot

Strain Relief

Supus modificărilor.




Use a cable tie to secure the conductors to the strain relief plate.



The strain relief plate can be removed.

Testing



Testing a connector mounted on the carrier via test slot.


Application



Connecting a light to the mains.

Marking

Supus modificărilor.



Labeling

Supus modificărilor.