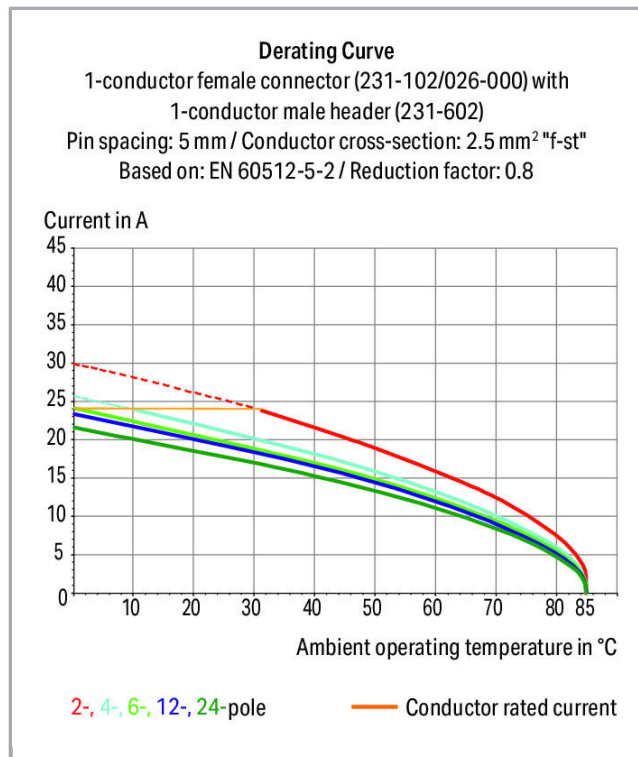


## Fișă tehnică | Număr articol: 231-634/018-000

1-conductor male connector; Snap-in mounting feet; 2.5 mm<sup>2</sup>; Pin spacing 5.08 mm; 4-pole; 2,50 mm<sup>2</sup>; orange

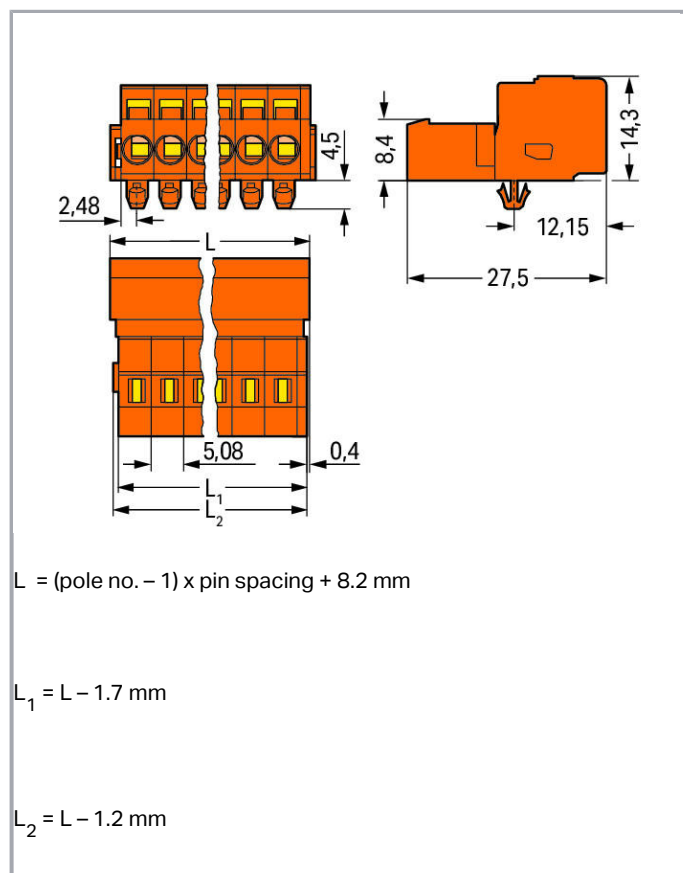
[www.wago.com/231-634/018-000](http://www.wago.com/231-634/018-000)



Supus modificărilor.

WAGO Kontakttechnik GmbH & Co. KG  
/Representative Office Romania  
Sos. Pipera-Tunari nr. 1/1  
building 1, 2nd floor | 077190 Voluntari, Ilfov  
Tel.: +40-(0)31 421 85 68 | Email: info-RO@wago.com

Aveți întrebări despre produsele noastre?  
Vă stăm la dispoziție pentru preluarea apelului la +40 (0) 31 421 85 68.



## Descriere articol

- Universal connection for all conductor types
- Easy cable pre-assembly and on-unit wiring via vertical and horizontal CAGE CLAMP® actuation
- For wire-to-wire and board-to-wire connections
- Versions available with snap-in mounting feet or flanges for panel or through-panel mounting
- With coding fingers

### Safety information 1:

The MCS – MULTI CONNECTION SYSTEM includes connectors without breaking capacity in accordance with DIN EN 61984. When used as intended, these connectors must not be connected/disconnected when live or under load. The circuit design should ensure header pins, which can be touched, are not live when unmated.

## Date

### Electrical data

Supus modificărilor.

WAGO Kontakttechnik GmbH & Co. KG  
 /Representative Office Romania  
 Sos. Pipera-Tunari nr. 1/1  
 building 1, 2nd floor | 077190 Voluntari, Ilfov  
 Tel.: +40-(0)31 421 85 68 | Email: info-RO@wago.com

Aveți întrebări despre produsele noastre?

Vă stăm la dispoziție pentru preluarea apelului la +40 (0) 31 421 85 68.



### Ratings per IEC/EN 60664-1

| Ratings per                 | IEC/EN 60664-1  |
|-----------------------------|---|
| Nominal voltage (III/3)     | 320 V   |
| Rated surge voltage (III/3) | 4 kV  |
| Rated voltage (III/2)       | 320 V   |
| Rated surge voltage (III/2) | 4 kV  |
| Nominal voltage (II/2)      | 630 V   |
| Rated surge voltage (II/2)  | 4 kV  |
| Rated current               | 12 A  |
| Legend (ratings)            | (III / 2) $\hat{=}$ Overvoltage category III / Pollution degree 2 |

### Approvals per UL 1059

|                                |         |
|--------------------------------|---------|
| Rated voltage UL (Use Group B) | 300 V   |
| Rated current UL (Use Group B) | 15 A    |
| Rated voltage UL (Use Group D) | 300 V   |
| Rated current UL (Use Group D) | 10 A    |
| Approvals per                  | UL 1059 |

### Approvals per UL 1977

|                       |       |
|-----------------------|-------|
| Rated voltage UL 1977 | 600 V |
| Rated current UL 1977 | 15 A  |

### Approvals per CSA

|                                 |       |
|---------------------------------|-------|
| Rated voltage CSA (Use Group B) | 300 V |
| Rated current CSA (Use Group B) | 15 A  |
| Rated voltage CSA (Use Group D) | 300 V |
| Rated current CSA (Use Group D) | 10 A  |

### Connection data

|   |  |
|---|--|
| Connection technology                             | CAGE CLAMP®                                  |
| Actuation type                                    | Operating tool                               |
| Solid conductor                                   | 0,08 ... 2,5 mm <sup>2</sup> / 28 ... 12 AWG |
| Fine-stranded conductor                           | 0,08 ... 2,5 mm <sup>2</sup> / 28 ... 12 AWG |
| Fine-stranded conductor; with insulated ferrule   | 0,25 ... 1,5 mm <sup>2</sup>                 |
| Fine-stranded conductor; with uninsulated ferrule | 0,25 ... 2,5 mm <sup>2</sup>                 |
| Strip length                                      | 8 ... 9 mm / 0.31 ... 0.35 inch              |

Supus modificărilor.

WAGO Kontakttechnik GmbH & Co. KG  
 /Representative Office Romania  
 Sos. Pipera-Tunari nr. 1/1  
 building 1, 2nd floor | 077190 Voluntari, Ilfov  
 Tel.: +40-(0)31 421 85 68 | Email: info-RO@wago.com

Aveți întrebări despre produsele noastre?  
 Vă stăm la dispoziție pentru preluarea apelului la +40 (0) 31 421 85 68.



|   |    |
|---|----|
| Pole No.                                      | 4  |
| Total number of connection points             | 4  |
| Total number of potentials                    | 4  |
| Number of connection types                    | 1  |
| Number of levels                              | 1  |
| Conductor entry direction to mating direction | 0° |

### Geometrical Data

|                         |                       |
|-------------------------|-----------------------|
| Pin spacing             | 5,08 mm / 0.2 inch    |
| Width                   | 23,52 mm / 0.926 inch |
| Height                  | 18,8 mm / 0.74 inch   |
| Height from the surface | 14,3 mm / 0.563 inch  |
| Depth                   | 27,5 mm / 1.083 inch  |

### Mechanical data

|                         |                                       |
|-------------------------|---------------------------------------|
| Housing sheet thickness | 0,6 ... 1,2 mm / 0.024 ... 0.047 inch |
| Mounting type           | Snap-in mounting foot                 |
| Mounting type           | Panel mounting                        |

### Plug connection

|                                    |                     |
|------------------------------------|---------------------|
| Contact type (pluggable connector) | Male connector/plug |
| Connector (connection type)        | for conductor       |
| Mismating protection               | No                  |

### Material Data

|                             |  |
|-----------------------------|--|
| Color                       | orange                                 |
| Material group              | I                                      |
| Insulation material         | Polyamide 66 (PA 66)                   |
| Flammability class per UL94 | V0                                     |
| Clamping spring material    | Chrome nickel spring steel (CrNi)      |
| Contact material            | Electrolytic copper (E <sub>Cu</sub> ) |
| Contact plating             | tin-plated                             |
| Fire load                   | 0,11 MJ                                |
| Weight                      | 6,2 g                                  |

Supus modificărilor.

WAGO Kontakttechnik GmbH & Co. KG  
 /Representative Office Romania  
 Sos. Pipera-Tunari nr. 1/1  
 building 1, 2nd floor | 077190 Voluntari, Ilfov  
 Tel.: +40-(0)31 421 85 68 | Email: info-RO@wago.com

Aveți întrebări despre produsele noastre?  
 Vă stăm la dispoziție pentru preluarea apelului la +40 (0) 31 421 85 68.

## Environmental Requirements



|                         |                 |
|-------------------------|-----------------|
| Limit temperature range | -60 ... +100 °C |
|-------------------------|-----------------|

## Commercial data



|                       |                        |
|-----------------------|------------------------|
| Product Group         | 3 (Multi Conn. System) |
| Packaging type        | BOX                    |
| Country of origin     | DE                     |
| GTIN                  | 4044918259828          |
| Customs tariff number | 85366990990            |

## Aprobări / certificate

### Country specific Approvals

| Emblemă  | Aprobare                              | Text de aprobare suplimentar | Nume certificat |
|--|---------------------------------------|------------------------------|-----------------|
|    | CSA<br>DEKRA Certification B.V.       | C22.2                        | 1466354         |
|  | KEMA/KEUR<br>DEKRA Certification B.V. | EN 61984                     | 2190761.01      |

### Ship Approvals

| Emblemă  | Aprobare   | Text de aprobare suplimentar | Nume certificat          |
|--|--|------------------------------|--------------------------|
|  | ABS<br>American Bureau of Shipping               | -                            | 19-<br>HG1869876-<br>PDA |
|  | DNV GL<br>Det Norske Veritas, Germanischer Lloyd | -                            | TAE000016Z               |

### UL-Approvals

| Emblemă | Aprobare                            | Text de aprobare suplimentar | Nume certificat |
|---------|-------------------------------------|------------------------------|-----------------|
|         | UL<br>UL International Germany GmbH | UL 1977                      | E45171          |

Supus modificărilor.

WAGO Kontakttechnik GmbH & Co. KG  
/Representative Office Romania  
Sos. Pipera-Tunari nr. 1/1  
building 1, 2nd floor | 077190 Voluntari, Ilfov  
Tel.: +40-(0)31 421 85 68 | Email: info-RO@wago.com

Aveți întrebări despre produsele noastre?  
Vă stăm la dispoziție pentru preluarea apelului la +40 (0) 31 421 85 68.



UR

UL 1059

E45172



Underwriters Laboratories Inc.

## Counterpart



Nr. articol: 231-304/026-000

1-conductor female plug; 2.5 mm<sup>2</sup>; Pin spacing 5.08 mm; 4-pole; 2,50 mm<sup>2</sup>; orange[www.wago.com/231-304/026-000](http://www.wago.com/231-304/026-000)

## Produse compatibile

### General accessories



Nr. articol: 231-669

Lockout caps; for covering unused clamping units; orange

[www.wago.com/231-669](http://www.wago.com/231-669)

### Jumper



Nr. articol: 231-902

Comb-style jumper bar; for 5 mm and 5.08 mm pin spacing; reduces conductor size to 1.5 mm; gray

[www.wago.com/231-902](http://www.wago.com/231-902)

Nr. articol: 231-903

Comb-style jumper bar; 3-way; suitable for 231 Series female connectors; with 5 mm pin spacing; insulated; gray

[www.wago.com/231-903](http://www.wago.com/231-903)

Nr. articol: 231-905

Comb-style jumper bar; 5-way; suitable for 231 Series female connectors; with 5 mm pin spacing; insulated; gray

[www.wago.com/231-905](http://www.wago.com/231-905)

Nr. articol: 231-907

Comb-style jumper bar; 7-way; suitable for 231 Series female connectors; with 5 mm pin spacing; insulated; gray

[www.wago.com/231-907](http://www.wago.com/231-907)

Nr. articol: 231-910

Comb-style jumper bar; 10-way; suitable for 231 Series female connectors; with 5 mm pin spacing;


[www.wago.com/231-910](http://www.wago.com/231-910)

Supus modificărilor.



insulated; gray

## Marking accessories

|  |   |  |
|--|---|--|
|    | <b>Nr. articol: 210-331/508-103</b><br>Marking strips; as a DIN A4 sheet; MARKED; 1-12 (200x); Height of marker strip: 2.3 mm/0.091 in;<br>Strip length 182 mm; Horizontal marking; Self-adhesive; white  | <a href="http://www.wago.com/210-331/508-103">www.wago.com/210-331/508-103</a> |
|    | <b>Nr. articol: 210-331/508-104</b><br>Marking strips; as a DIN A4 sheet; MARKED; 13-24 (200x); Height of marker strip: 2.3 mm/0.091 in;<br>Strip length 182 mm; Horizontal marking; Self-adhesive; white | <a href="http://www.wago.com/210-331/508-104">www.wago.com/210-331/508-104</a> |
|    | <b>Nr. articol: 210-332/508-202</b><br>Marking strips; as a DIN A4 sheet; MARKED; 1-16 (160x); Height of marker strip: 3 mm; Strip length<br>182 mm; Horizontal marking; Self-adhesive; white             | <a href="http://www.wago.com/210-332/508-202">www.wago.com/210-332/508-202</a> |
|    | <b>Nr. articol: 210-332/508-204</b><br>Marking strips; as a DIN A4 sheet; MARKED; 17-32 (160x); Height of marker strip: 3 mm; Strip length<br>182 mm; Horizontal marking; Self-adhesive; white            | <a href="http://www.wago.com/210-332/508-204">www.wago.com/210-332/508-204</a> |
|    | <b>Nr. articol: 210-332/508-205</b><br>Marking strips; as a DIN A4 sheet; MARKED; 1-32 (80x); Height of marker strip: 3 mm; Strip length<br>182 mm; Horizontal marking; Self-adhesive; white              | <a href="http://www.wago.com/210-332/508-205">www.wago.com/210-332/508-205</a> |
|   | <b>Nr. articol: 210-332/508-206</b><br>Marking strips; as a DIN A4 sheet; MARKED; 33-48 (160x); Height of marker strip: 3 mm; Strip length<br>182 mm; Horizontal marking; Self-adhesive; white            | <a href="http://www.wago.com/210-332/508-206">www.wago.com/210-332/508-206</a> |
|  | <b>Nr. articol: 210-833</b><br>Marking strips; on reel; 6 mm wide; plain; Self-adhesive; white  | <a href="http://www.wago.com/210-833">www.wago.com/210-833</a>                 |
|  | <b>Nr. articol: 210-834</b><br>Marking strips; on reel; 5 mm wide; plain; Self-adhesive; white  | <a href="http://www.wago.com/210-834">www.wago.com/210-834</a>                 |

## Strain relief plate


**Nr. articol: 232-634**  
 Strain relief housing; orange

[www.wago.com/232-634](http://www.wago.com/232-634)

## ferrule


**Nr. articol: 216-101**  
 Ferrule; Sleeve for 0.5 mm<sup>2</sup> / AWG 22; uninsulated; electro-tin plated

[www.wago.com/216-101](http://www.wago.com/216-101)

**Nr. articol: 216-102**  
 Ferrule; Sleeve for 0.75 mm<sup>2</sup> / AWG 20; uninsulated; electro-tin plated

[www.wago.com/216-102](http://www.wago.com/216-102)

**Nr. articol: 216-103**  
 Ferrule; Sleeve for 1 mm<sup>2</sup> / AWG 18; uninsulated; electro-tin plated

[www.wago.com/216-103](http://www.wago.com/216-103)

**Nr. articol: 216-104**  
 Ferrule; Sleeve for 1.5 mm<sup>2</sup> / AWG 16; uninsulated; electro-tin plated

[www.wago.com/216-104](http://www.wago.com/216-104)


















**Nr. articol: 216-106**  
 Ferrule; Sleeve for 2.5 mm<sup>2</sup> / AWG 14; uninsulated; electro-tin plated

[www.wago.com/216-106](http://www.wago.com/216-106)

Supus modificărilor.















WAGO Kontakttechnik GmbH & Co. KG  
 /Representative Office Romania  
 Sos. Pipera-Tunari nr. 1/1  
 building 1, 2nd floor | 077190 Voluntari, Ilfov  
 Tel.: +40-(0)31 421 85 68 | Email: info-RO@wago.com

Aveți întrebări despre produsele noastre?  
 Vă stăm la dispoziție pentru preluarea apelului la +40 (0) 31 421 85 68.


















|  |   |  |
|--|---|--|
|    | <b>Nr. articol: 216-121</b><br>Ferrule; Sleeve for 0.5 mm <sup>2</sup> / AWG 22; uninsulated; electro-tin plated  | <a href="http://www.wago.com/216-121">www.wago.com/216-121</a> |
|    | <b>Nr. articol: 216-122</b><br>Ferrule; Sleeve for 0.75 mm <sup>2</sup> / AWG 20; uninsulated; electro-tin plated   | <a href="http://www.wago.com/216-122">www.wago.com/216-122</a> |
|    | <b>Nr. articol: 216-123</b><br>Ferrule; Sleeve for 1 mm <sup>2</sup> / AWG 18; uninsulated; electro-tin plated  | <a href="http://www.wago.com/216-123">www.wago.com/216-123</a> |
|    | <b>Nr. articol: 216-124</b><br>Ferrule; Sleeve for 1.5 mm <sup>2</sup> / AWG 16; uninsulated; electro-tin plated  | <a href="http://www.wago.com/216-124">www.wago.com/216-124</a> |
|    | <b>Nr. articol: 216-131</b><br>Ferrule; Sleeve for 0.25 mm <sup>2</sup> / AWG 24; uninsulated; electro-tin plated   | <a href="http://www.wago.com/216-131">www.wago.com/216-131</a> |
|    | <b>Nr. articol: 216-132</b><br>Ferrule; Sleeve for 0.34 mm <sup>2</sup> / AWG 24; uninsulated; electro-tin plated   | <a href="http://www.wago.com/216-132">www.wago.com/216-132</a> |
|    | <b>Nr. articol: 216-141</b><br>Ferrule; Sleeve for 0.5 mm <sup>2</sup> / 20 AWG; uninsulated; electro-tin plated; electrolytic copper; gastight crimped; acc. to DIN 46228, Part 1/08.92  | <a href="http://www.wago.com/216-141">www.wago.com/216-141</a> |
|    | <b>Nr. articol: 216-142</b><br>Ferrule; Sleeve for 0.75 mm <sup>2</sup> / 18 AWG; uninsulated; electro-tin plated; electrolytic copper; gastight crimped; acc. to DIN 46228, Part 1/08.92 | <a href="http://www.wago.com/216-142">www.wago.com/216-142</a> |
|    | <b>Nr. articol: 216-143</b><br>Ferrule; Sleeve for 1 mm <sup>2</sup> / AWG 18; uninsulated; electro-tin plated; electrolytic copper; gastight crimped; acc. to DIN 46228, Part 1/08.92    | <a href="http://www.wago.com/216-143">www.wago.com/216-143</a> |
|   | <b>Nr. articol: 216-144</b><br>Ferrule; Sleeve for 1.5 mm <sup>2</sup> / AWG 16; uninsulated; electro-tin plated; electrolytic copper; gastight crimped; acc. to DIN 46228, Part 1/08.92  | <a href="http://www.wago.com/216-144">www.wago.com/216-144</a> |
|  | <b>Nr. articol: 216-151</b><br>Ferrule; Sleeve for 0.25 mm <sup>2</sup> / AWG 24; uninsulated; electro-tin plated   | <a href="http://www.wago.com/216-151">www.wago.com/216-151</a> |
|  | <b>Nr. articol: 216-152</b><br>Ferrule; Sleeve for 0.34 mm <sup>2</sup> / AWG 24; uninsulated; electro-tin plated   | <a href="http://www.wago.com/216-152">www.wago.com/216-152</a> |
|  | <b>Nr. articol: 216-201</b><br>Ferrule; Sleeve for 0.5 mm <sup>2</sup> / 20 AWG; insulated; electro-tin plated; white   | <a href="http://www.wago.com/216-201">www.wago.com/216-201</a> |
|  | <b>Nr. articol: 216-202</b><br>Ferrule; Sleeve for 0.75 mm <sup>2</sup> / 18 AWG; insulated; electro-tin plated; gray   | <a href="http://www.wago.com/216-202">www.wago.com/216-202</a> |
|  | <b>Nr. articol: 216-203</b><br>Ferrule; Sleeve for 1 mm <sup>2</sup> / AWG 18; insulated; electro-tin plated; red   | <a href="http://www.wago.com/216-203">www.wago.com/216-203</a> |
|  | <b>Nr. articol: 216-204</b><br>Ferrule; Sleeve for 1.5 mm <sup>2</sup> / AWG 16; insulated; electro-tin plated; black   | <a href="http://www.wago.com/216-204">www.wago.com/216-204</a> |
|  | <b>Nr. articol: 216-221</b><br>Ferrule; Sleeve for 0.5 mm <sup>2</sup> / 20 AWG; insulated; electro-tin plated; white   | <a href="http://www.wago.com/216-221">www.wago.com/216-221</a> |

Supus modificărilor.



|  |   |  |
|--|---|--|
|     | <b>Nr. articol: 216-222</b><br>Ferrule; Sleeve for 0.75 mm <sup>2</sup> / 18 AWG; insulated; electro-tin plated; gray   | <a href="http://www.wago.com/216-222">www.wago.com/216-222</a> |
|     | <b>Nr. articol: 216-223</b><br>Ferrule; Sleeve for 1 mm <sup>2</sup> / AWG 18; insulated; electro-tin plated; red   | <a href="http://www.wago.com/216-223">www.wago.com/216-223</a> |
|     | <b>Nr. articol: 216-224</b><br>Ferrule; Sleeve for 1.5 mm <sup>2</sup> / AWG 16; insulated; electro-tin plated; black   | <a href="http://www.wago.com/216-224">www.wago.com/216-224</a> |
|     | <b>Nr. articol: 216-241</b><br>Ferrule; Sleeve for 0.5 mm <sup>2</sup> / 20 AWG; insulated; electro-tin plated; electrolytic copper; gastight crimped; acc. to DIN 46228, Part 4/09.90; white | <a href="http://www.wago.com/216-241">www.wago.com/216-241</a> |
|     | <b>Nr. articol: 216-242</b><br>Ferrule; Sleeve for 0.75 mm <sup>2</sup> / 18 AWG; insulated; electro-tin plated; electrolytic copper; gastight crimped; acc. to DIN 46228, Part 4/09.90; gray | <a href="http://www.wago.com/216-242">www.wago.com/216-242</a> |
|     | <b>Nr. articol: 216-243</b><br>Ferrule; Sleeve for 1 mm <sup>2</sup> / AWG 18; insulated; electro-tin plated; electrolytic copper; gastight crimped; acc. to DIN 46228, Part 4/09.90; red     | <a href="http://www.wago.com/216-243">www.wago.com/216-243</a> |
|     | <b>Nr. articol: 216-244</b><br>Ferrule; Sleeve for 1.5 mm <sup>2</sup> / AWG 16; insulated; electro-tin plated; electrolytic copper; gastight crimped; acc. to DIN 46228, Part 4/09.90; black | <a href="http://www.wago.com/216-244">www.wago.com/216-244</a> |
|     | <b>Nr. articol: 216-262</b><br>Ferrule; Sleeve for 0.75 mm <sup>2</sup> / 18 AWG; insulated; electro-tin plated; electrolytic copper; gastight crimped; acc. to DIN 46228, Part 4/09.90; gray | <a href="http://www.wago.com/216-262">www.wago.com/216-262</a> |
|     | <b>Nr. articol: 216-263</b><br>Ferrule; Sleeve for 1 mm <sup>2</sup> / AWG 18; insulated; electro-tin plated; electrolytic copper; gastight crimped; acc. to DIN 46228, Part 4/09.90; red     | <a href="http://www.wago.com/216-263">www.wago.com/216-263</a> |
|    | <b>Nr. articol: 216-264</b><br>Ferrule; Sleeve for 1.5 mm <sup>2</sup> / AWG 16; insulated; electro-tin plated; electrolytic copper; gastight crimped; acc. to DIN 46228, Part 4/09.90; black | <a href="http://www.wago.com/216-264">www.wago.com/216-264</a> |
|   | <b>Nr. articol: 216-284</b><br>Ferrule; Sleeve for 1.5 mm <sup>2</sup> / AWG 16; insulated; electro-tin plated; electrolytic copper; gastight crimped; acc. to DIN 46228, Part 4/09.90; black | <a href="http://www.wago.com/216-284">www.wago.com/216-284</a> |
|  | <b>Nr. articol: 216-301</b><br>Ferrule; Sleeve for 0.25 mm <sup>2</sup> / AWG 24; insulated; electro-tin plated; yellow   | <a href="http://www.wago.com/216-301">www.wago.com/216-301</a> |
|   | <b>Nr. articol: 216-302</b><br>Ferrule; Sleeve for 0.34 mm <sup>2</sup> / 22 AWG; insulated; electro-tin plated; green  | <a href="http://www.wago.com/216-302">www.wago.com/216-302</a> |
|  | <b>Nr. articol: 216-321</b><br>Ferrule; Sleeve for 0.25 mm <sup>2</sup> / AWG 24; insulated; electro-tin plated; yellow   | <a href="http://www.wago.com/216-321">www.wago.com/216-321</a> |
|   | <b>Nr. articol: 216-322</b><br>Ferrule; Sleeve for 0.34 mm <sup>2</sup> / 22 AWG; insulated; electro-tin plated; green  | <a href="http://www.wago.com/216-322">www.wago.com/216-322</a> |
| <b>Insulation stop</b>   |   |  |
|  | <b>Nr. articol: 231-670</b><br>Insulation stop; 0.08-0.2 mm <sup>2</sup> / 0.2 mm <sup>2</sup> "s"; white   | <a href="http://www.wago.com/231-670">www.wago.com/231-670</a> |

Supus modificărilor.

|  |  |  |
|--|--|--|
|    | <b>Nr. articol: 231-671</b><br>Insulation stop; 0.25 - 0.5 mm <sup>2</sup> ; light gray                            | <a href="http://www.wago.com/231-671">www.wago.com/231-671</a> |
|    | <b>Nr. articol: 231-672</b><br>Insulation stop; 0.75 - 1 mm <sup>2</sup> ; dark gray                               | <a href="http://www.wago.com/231-672">www.wago.com/231-672</a> |
| <b>Mounting adapter</b>  |  |  |
|    | <b>Nr. articol: 209-148</b><br>Multi mounting adapter; for male and female connectors with snap-in mounting feet   | <a href="http://www.wago.com/209-148">www.wago.com/209-148</a> |
| <b>assembling</b>  |  |  |
|    | <b>Nr. articol: 209-137</b><br>Mounting adapter; can be used as end plate; 6.5 mm wide; gray                       | <a href="http://www.wago.com/209-137">www.wago.com/209-137</a> |
| <b>tools</b>   |  |  |
|    | <b>Nr. articol: 209-130</b><br>Operating tool; suitable for 264, 280 and 281 Series; 1-way; of insulating material | <a href="http://www.wago.com/209-130">www.wago.com/209-130</a> |
|    | <b>Nr. articol: 209-132</b><br>Operating tool; for connecting comb-style jumper bar; 2-way; of insulating material | <a href="http://www.wago.com/209-132">www.wago.com/209-132</a> |
|    | <b>Nr. articol: 210-250</b><br>Operating tool; for MCS MINI & MIDI with CAGE CLAMP® connection; red                | <a href="http://www.wago.com/210-250">www.wago.com/210-250</a> |
|    | <b>Nr. articol: 210-657</b><br>Operating tool; Blade: 3.5 x 0.5 mm; with a partially insulated shaft; short        | <a href="http://www.wago.com/210-657">www.wago.com/210-657</a> |
|  | <b>Nr. articol: 210-720</b><br>Operating tool; Blade: 3.5 x 0.5 mm; with a partially insulated shaft               | <a href="http://www.wago.com/210-720">www.wago.com/210-720</a> |
|  | <b>Nr. articol: 231-131</b><br>Push-button; loose  | <a href="http://www.wago.com/231-131">www.wago.com/231-131</a> |
|  | <b>Nr. articol: 231-159</b><br>Operating tool; natural   | <a href="http://www.wago.com/231-159">www.wago.com/231-159</a> |
|  | <b>Nr. articol: 231-231</b><br>Combination operating tool; red   | <a href="http://www.wago.com/231-231">www.wago.com/231-231</a> |
|  | <b>Nr. articol: 231-291</b><br>Operating tool; loose; red  | <a href="http://www.wago.com/231-291">www.wago.com/231-291</a> |
|  | <b>Nr. articol: 280-432</b><br>Operating tool; made of insulating material; 2-way                                  | <a href="http://www.wago.com/280-432">www.wago.com/280-432</a> |
|  | <b>Nr. articol: 280-433</b><br>Operating tool; made of insulating material; 3-way                                  | <a href="http://www.wago.com/280-433">www.wago.com/280-433</a> |
|  | <b>Nr. articol: 280-434</b><br>Operating tool; made of insulating material; 4-way                                  | <a href="http://www.wago.com/280-434">www.wago.com/280-434</a> |
|   | <b>Nr. articol: 280-435</b><br>Operating tool; made of insulating material; 5-way; gray                            | <a href="http://www.wago.com/280-435">www.wago.com/280-435</a> |

Supus modificărilor.

WAGO Kontakttechnik GmbH & Co. KG  
/Representative Office Romania  
Sos. Pipera-Tunari nr. 1/1  
building 1, 2nd floor | 077190 Voluntari, Ilfov  
Tel.: +40-(0)31 421 85 68 | Email: info-RO@wago.com

Aveți întrebări despre produsele noastre?  
Vă stăm la dispoziție pentru preluarea apelului la +40 (0) 31 421 85 68.



**Nr. articol: 280-436**  
Operating tool; made of insulating material; 6-way

[www.wago.com/280-436](http://www.wago.com/280-436)



**Nr. articol: 280-437**  
Operating tool; made of insulating material; 7-way

[www.wago.com/280-437](http://www.wago.com/280-437)



**Nr. articol: 280-438**  
Operating tool; made of insulating material; 8-way

[www.wago.com/280-438](http://www.wago.com/280-438)



**Nr. articol: 280-440**  
Operating tool; made of insulating material; 10-way

[www.wago.com/280-440](http://www.wago.com/280-440)

#### Coding



**Nr. articol: 231-129**  
Coding key; snap-on type; light gray

[www.wago.com/231-129](http://www.wago.com/231-129)

## Descărcări Documentation

### Additional Information

|                        |             |               |            |
|------------------------|-------------|---------------|------------|
| Technical explanations | Apr 3, 2019 | pdf<br>3,6 MB | Descărcare |
|------------------------|-------------|---------------|------------|

## CAD/CAE-Data

### CAD data

|                              |     |            |
|------------------------------|-----|------------|
| 2D/3D Models 231-634/018-000 | URL | Descărcare |
|------------------------------|-----|------------|

### CAE data

|                                   |     |            |
|-----------------------------------|-----|------------|
| EPLAN Data Portal 231-634/018-000 | URL | Descărcare |
|-----------------------------------|-----|------------|

## Installation Notes

### Inserting a conductor

Supus modificărilor.

WAGO Kontakttechnik GmbH & Co. KG  
/Representative Office Romania  
Sos. Pipera-Tunari nr. 1/1  
building 1, 2nd floor | 077190 Voluntari, Ilfov  
Tel.: +40-(0)31 421 85 68 | Email: info-RO@wago.com

Aveți întrebări despre produsele noastre?  
Vă stăm la dispoziție pentru preluarea apelului la +40 (0) 31 421 85 68.



Inserting a conductor via 3.5 mm screwdriver – CAGE CLAMP® actuation parallel to conductor entry.



Inserting a conductor via 3.5 mm screwdriver – CAGE CLAMP® actuation perpendicular to conductor entry.



Inserting a conductor into CAGE CLAMP® unit via operating lever (231-291).



Inserting a conductor via operating tool.

### Coding



Coding a male header – fitting coding key(s).


### Testing

Supus modificărilor.




Testing perpendicular to conductor entry via 2 or 2.3 mm Ø test plug – female connector with CAGE CLAMP®.

### Assembly




Male connector with strain relief plate



Strain relief housing shown with a male connector equipped with CAGE CLAMP®

### Marking



Labeling via direct marking or self-adhesive strips.

### Familie de produse

Supus modificărilor.



*MCS* MIDI Classic

Afișare globală produse din familie.

Supus modificărilor.

---

WAGO Kontakttechnik GmbH & Co. KG  
/Representative Office Romania  
Sos. Pipera-Tunari nr. 1/1  
building 1, 2nd floor | 077190 Voluntari, Ilfov  
Tel.: +40-(0)31 421 85 68 | Email: info-RO@wago.com

Aveți întrebări despre produsele noastre?  
Vă stăm la dispoziție pentru preluarea apelului la +40 (0) 31 421 85 68.