



Date

Electrical data

Ratings per IEC/EN 60664-1

Legend (ratings)

(III / 2) ≙ Overvoltage category III / Pollution degree 2

Supus modificărilor.



Approvals per UL 1059

Approvals per	UL 1059
---------------	---------

Connection data

Number of connection types	1
Jumper assignment	3-way

Geometrical Data

Pin spacing	10 mm / 0.394 inch
-------------	--------------------

Mechanical data

Suitable	for 745 Series 745 – 6 mm ² and 2706 Series
----------	--

Material Data

Contact material	Copper alloy
Contact plating	tin-plated
Weight	2,8 g

Commercial data

Product Group	4 (Printed Circuit)
Packaging type	BOX
Country of origin	CH
GTIN	4044918303477
Customs tariff number	85366990990

Counterpart

Descărcări

Documentation

Additional Information

Technical explanations	Apr 3, 2019	pdf 3,6 MB	Descărcare
------------------------	-------------	---------------	------------

Supus modificărilor.

WAGO Kontakttechnik GmbH & Co. KG
/Representative Office Romania
Sos. Pipera-Tunari nr. 1/1
building 1, 2nd floor | 077190 Voluntari, Ilfov
Tel.: +40-(0)31 421 85 68 | Email: info-RO@wago.com

Aveți întrebări despre produsele noastre?
Vă stăm la dispoziție pentru preluarea apelului la +40 (0) 31 421 85 68.

CAD/CAE-Data


CAD data

2D/3D Models 745-393


[URL](#)

[Descărcare](#)


Installation Notes



Inserting a comb-style jumper bar.



To insert a comb-style jumper bar, push it down using a screwdriver until it hits the backstop – 745 Series.



To remove the comb-style jumper bar, lift it up using a screwdriver – 745 Series.

Supus modificărilor.