

Fișă tehnică | Număr articol: 781-454

Staggered jumper; insulated; from 1 to 4; Spacing: 6 mm; gray


[www.wago.com/781-454](http://www.wago.com/781-454)



Supus modificărilor.

WAGO Kontakttechnik GmbH & Co. KG  
/Representative Office Romania  
Sos. Pipera-Tunari nr. 1/1  
building 1, 2nd floor | 077190 Voluntari, Ilfov  
Tel.: +40-(0)31 421 85 68 | Email: info-RO@wago.com


Aveți întrebări despre produsele noastre?  
Vă stăm la dispoziție pentru preluarea apelului la +40 (0) 31 421 85 68.



Supus modificărilor.

WAGO Kontakttechnik GmbH & Co. KG  
/Representative Office Romania  
Sos. Pipera-Tunari nr. 1/1  
building 1, 2nd floor | 077190 Voluntari, Ilfov  
Tel.: +40-(0)31 421 85 68 | Email: info-RO@wago.com

Aveți întrebări despre produsele noastre?  
Vă stăm la dispoziție pentru preluarea apelului la +40 (0) 31 421 85 68.

**Date****Electrical data****Ratings per IEC/EN 60664-1**

Nominal voltage (III/3)	400 V
Rated surge voltage (III/3)	6 kV
Rated current	32 A

**Connection data**

Jumper assignment	1 to 4
-------------------	--------

**Geometrical Data**

Width	17.4 mm / 0.685 inch
Depth	6 mm / 0.236 inch

**Material Data**

Color	gray
Fire load	0,014 MJ
Weight	2,3 g

**Commercial data**

Product Group	17 (TOP JOB installation terminal blocks)
Packaging type	BOX
Country of origin	DE
GTIN	4044918270946
Customs tariff number	85366990990

Supus modificărilor.

WAGO Kontakttechnik GmbH & Co. KG  
 /Representative Office Romania  
 Sos. Pipera-Tunari nr. 1/1  
 building 1, 2nd floor | 077190 Voluntari, Ilfov  
 Tel.: +40-(0)31 421 85 68 | Email: info-RO@wago.com

Aveți întrebări despre produsele noastre?  
 Vă stăm la dispoziție pentru preluarea apelului la +40 (0) 31 421 85 68.

## Counterpart

## Descărcări Documentation

### Additional Information

Technical explanations

Apr 3, 2019

pdf  
2,1 MB

[Descărcare](#)

## CAD/CAE-Data

### CAD data

2D/3D Models 781-454

[URL](#)

[Descărcare](#)

### CAE data


WSCAD Universe 781-454

[URL](#)


[Descărcare](#)

## Installation Notes

### Jumpered



Staggered jumpers for sophisticated circuit requirements – push jumpers down until fully inserted.



Staggered jumpers for sophisticated circuit requirements – push jumpers down until fully inserted.

Supus modificărilor.