


Fișă tehnică | Număr articol: 221-501

Mounting carrier; for Ex applications; 221 Series - 4 mm²; for DIN-35 rail mounting/screw mounting; light gray

www.wago.com/221-501



RoHS Compliant

[BOMcheck.net](https://www.bomcheck.net)

Culoare:

Date

Geometrical Data

Width	17,5 mm / 0.689 inch
Height from upper-edge of DIN-rail	25,5 mm / 1.004 inch
Depth	67,2 mm / 2.646 inch

Material Data

Color	light gray
Insulation material	Polyamide 66 (PA 66)
Flammability class per UL94	V0
Fire load	0,289 MJ
Weight	9,6 g

Commercial data

Packaging type	BOX
Country of origin	CN
GTIN	4055143753449

Supus modificărilor.

WAGO Kontakttechnik GmbH & Co. KG
/Representative Office Romania
Sos. Pipera-Tunari nr. 1/1
building 1, 2nd floor | 077190 Voluntari, Ilfov
Tel.: +40-(0)31 421 85 68 | Email: info-RO@wago.com

Aveți întrebări despre produsele noastre?
Vă stăm la dispoziție pentru preluarea apelului la +40 (0) 31 421 85 68.

Customs tariff number

39269097900

Counterpart

Descărcări Documentation

Additional Information


Technical explanations

Apr 3, 2019

pdf
2,1 MB


Descărcare

Installation Notes




Removing a conductor.

Installation




Inserting a connector into the mounting carrier.




Removing a connector from the mounting carrier.

Supus modificărilor.




Mounting type (440 V)

Using spacers between the connectors.




Mounting type (440 V)

Vertical mounting on DIN-35 rail




Mounting type (440 V)

Horizontal screw mounting on a flat surface




Mounting type (440 V)

Mounting the carrier via non-conductive screws.




Mounting type (275 V)

No spacers are used between the connectors.



Mounting type (275 V)

Mounting the carrier using conductive screws.



Easily test inserted connectors in the carrier
– without considering the type of mounting.

Supus modificărilor.