

Fișă tehnică | Număr articol: 249-135

Test plug module; without locking device; modular; for 2-conductor terminal blocks; gray

www.wago.com/249-135



Supus modificărilor.

WAGO Kontakttechnik GmbH & Co. KG
/Representative Office Romania
Sos. Pipera-Tunari nr. 1/1
building 1, 2nd floor | 077190 Voluntari, Ilfov
Tel.: +40-(0)31 421 85 68 | Email: info-RO@wago.com

Aveți întrebări despre produsele noastre?
Vă stăm la dispoziție pentru preluarea apelului la +40 (0) 31 421 85 68.

RoHS 
CompliantCuloare: 

Descriere articol

Safety information 1:

Middle pressure, 2.2 N per pole

Date

Electrical data

Test voltage	48 V
Test current	0,5 A

Geometrical Data

Width	5 mm / 0.197 inch
Module width	5 mm / 0.197 inch

Material Data

Color	gray
Weight	1,1 g

Commercial data

Product Group	2 (Terminal Block Accessories)
Packaging type	BOX
Country of origin	DE
GTIN	4045454620653
Customs tariff number	85366990990

Counterpart

Produse compatibile

[check](#)

Supus modificărilor.

WAGO Kontakttechnik GmbH & Co. KG
/Representative Office Romania
Sos. Pipera-Tunari nr. 1/1
building 1, 2nd floor | 077190 Voluntari, Ilfov
Tel.: +40-(0)31 421 85 68 | Email: info-RO@wago.com

Aveți întrebări despre produsele noastre?
Vă stăm la dispoziție pentru preluarea apelului la +40 (0) 31 421 85 68.



Nr. articol: 210-136

Test plug; 2 mm Ø; with 500 mm cable; red

www.wago.com/210-136



Nr. articol: 210-137

Test plug; 2.3 mm Ø; with 500 mm cable; yellow

www.wago.com/210-137

Descărcări

Documentation

Additional Information

Technical explanations	Apr 3, 2019	pdf 2,1 MB	Descărcare
------------------------	-------------	---------------	------------

CAD/CAE-Data

CAD data


2D/3D Models 249-135	URL	Descărcare
----------------------	-----	------------

CAE data

WSCAD Universe 249-135	URL	Descărcare
------------------------	-----	------------

Installation Notes


Installation




Snapping individual modules together to assemble a multi-pole test plug module.

Testing

Supus modificărilor.



Testing via test plug modules snapped onto a terminal strip – wired or unwired. As touch contact is made with the CAGE CLAMP® (spring steel) unit, this testing type is limited to maximum 0.5 A.



Testing after the conductors have been terminated.

Distance between locking devices must be approximately 35 ... 40 mm.

Supus modificărilor.