



telegraph

sketch ::: 20240513141257

mctavish





1. 1. 1.

2. 2. 2.

3. 3. 3.

4. 4. 4.

5. 5. 5.

6. 6. 6.

7. 7. 7.

8. 8. 8.

9. 9. 9.

10. 10. 10.

11. 11. 11.

12. 12. 12.

13. 13. 13.

14. 14. 14.

15. 15. 15.


16. 16. 16.


17. 17. 17.


18. 18. 18.


19. 19. 19.

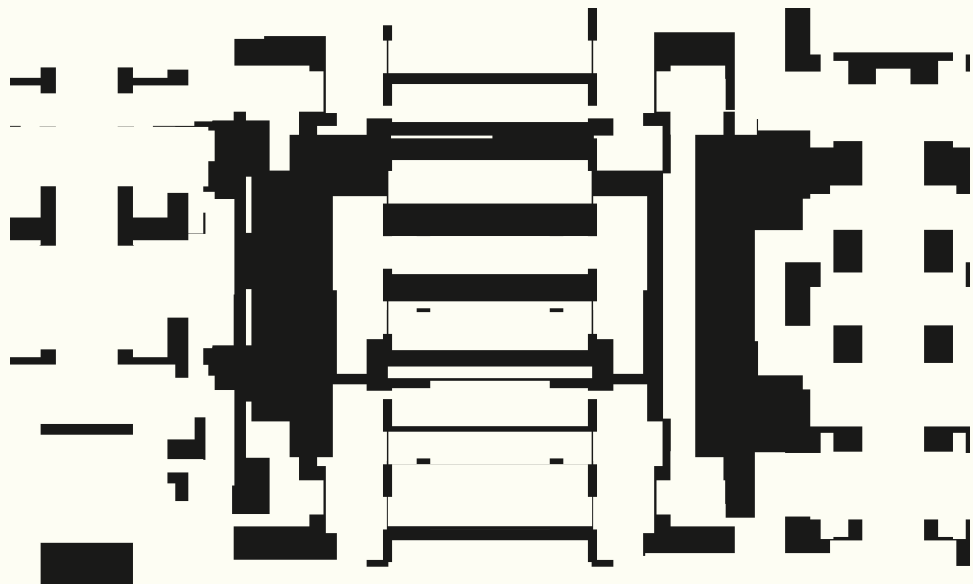
20. 20. 20.



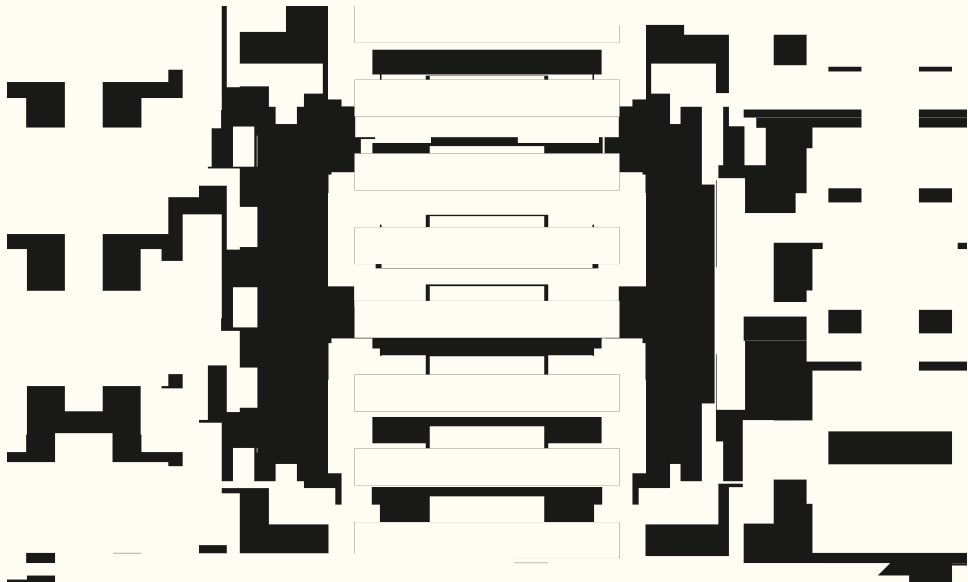


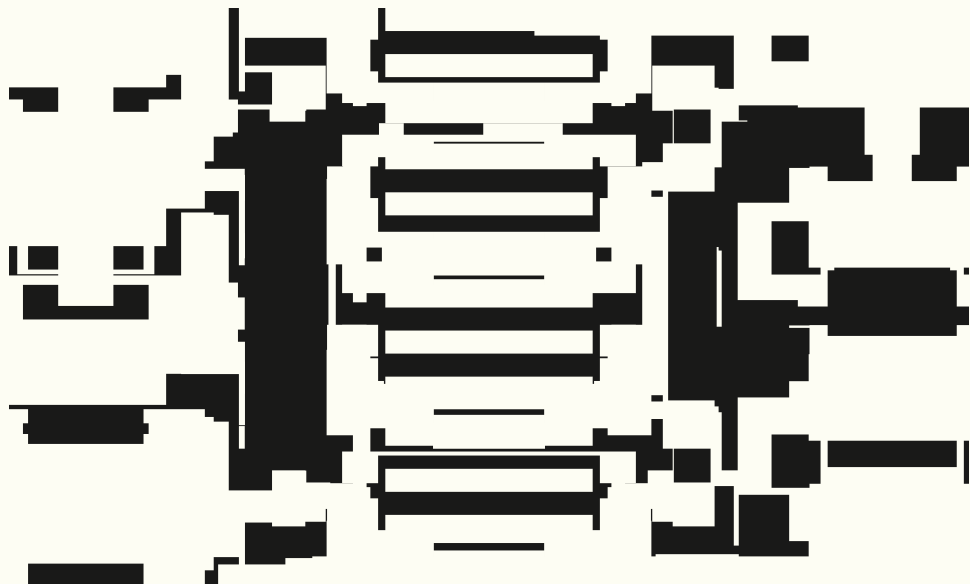
































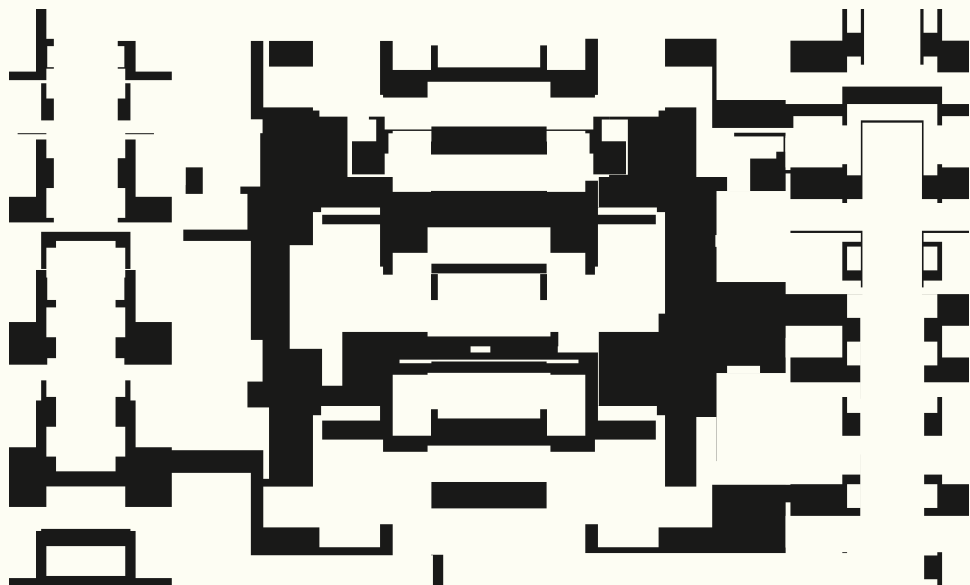














































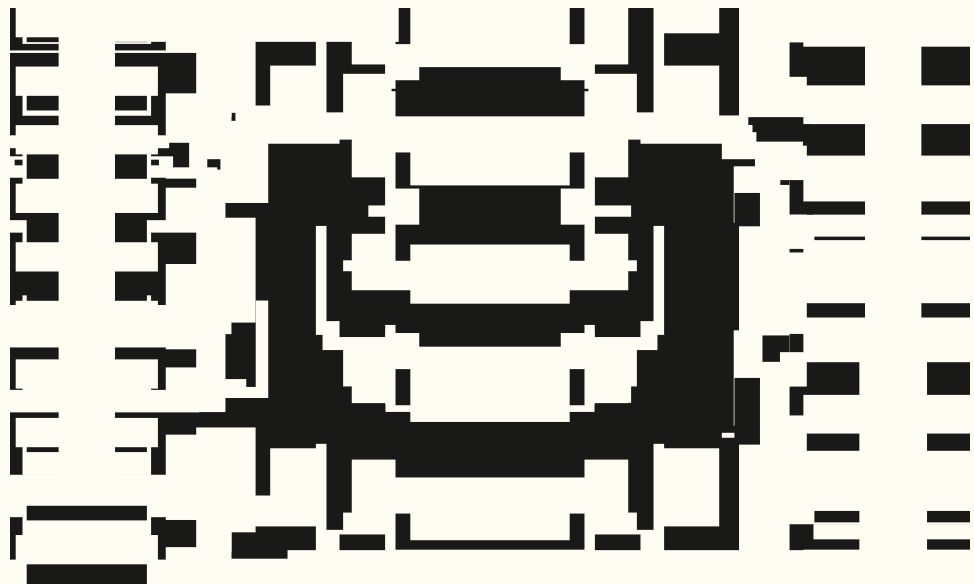












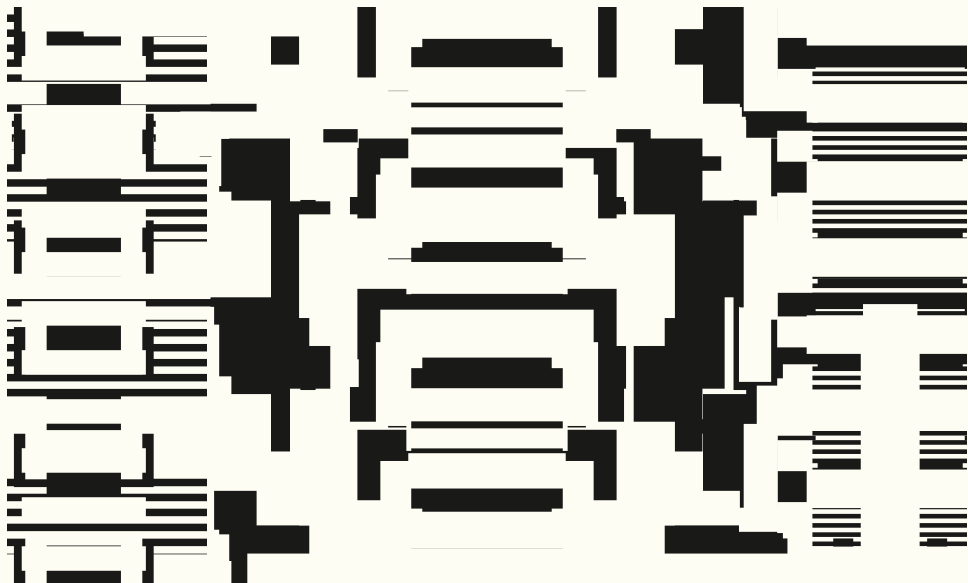
1. The first part of the document discusses the importance of maintaining accurate records of all transactions and activities. It emphasizes that proper record-keeping is essential for ensuring transparency and accountability in financial operations.


2. The second part of the document outlines the various methods and techniques used to collect and analyze data. It highlights the need for consistent and reliable data collection processes to support effective decision-making.


3. The third part of the document focuses on the analysis and interpretation of the collected data. It discusses the various statistical and analytical tools used to identify trends, patterns, and insights from the data.


4. The fourth part of the document addresses the challenges and limitations of data analysis. It acknowledges that while data analysis provides valuable insights, it is not without its own set of challenges and limitations.


5. The fifth part of the document provides a summary of the key findings and conclusions drawn from the analysis. It emphasizes the importance of using the insights gained from the analysis to inform and improve future operations.











卷之四十五

卷之四十五

卷之四十五

卷之四十五

卷之四十五


卷之四十五


卷之四十五


卷之四十五


卷之四十五

卷之四十五









THE UNIVERSITY OF CHICAGO

PHYSICS DEPARTMENT

5300 S. DICKINSON DRIVE

CHICAGO, ILLINOIS 60637

TEL: 773-936-3700

FAX: 773-936-3700

WWW.PHYSICS.UCHICAGO.EDU

PHYSICS 435

THE
MUSEUM
OF
THE
CITY OF
NEW YORK
AND
THE
METROPOLITAN MUSEUM OF ART

THE
METROPOLITAN MUSEUM OF ART
NEW YORK

THE
METROPOLITAN MUSEUM OF ART
NEW YORK

THE
METROPOLITAN MUSEUM OF ART
NEW YORK

THE
METROPOLITAN MUSEUM OF ART
NEW YORK

THE
METROPOLITAN MUSEUM OF ART
NEW YORK

1000

1000

1000

1000

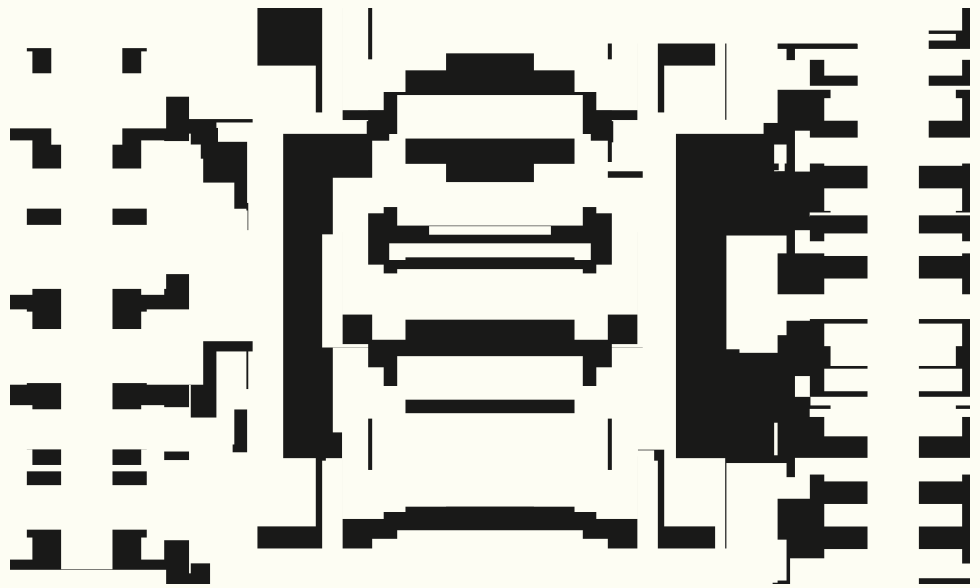
1000

1000

1000

1000

1000



卷之四

四

四

四

四

四

四

四

四

四

四

四


四

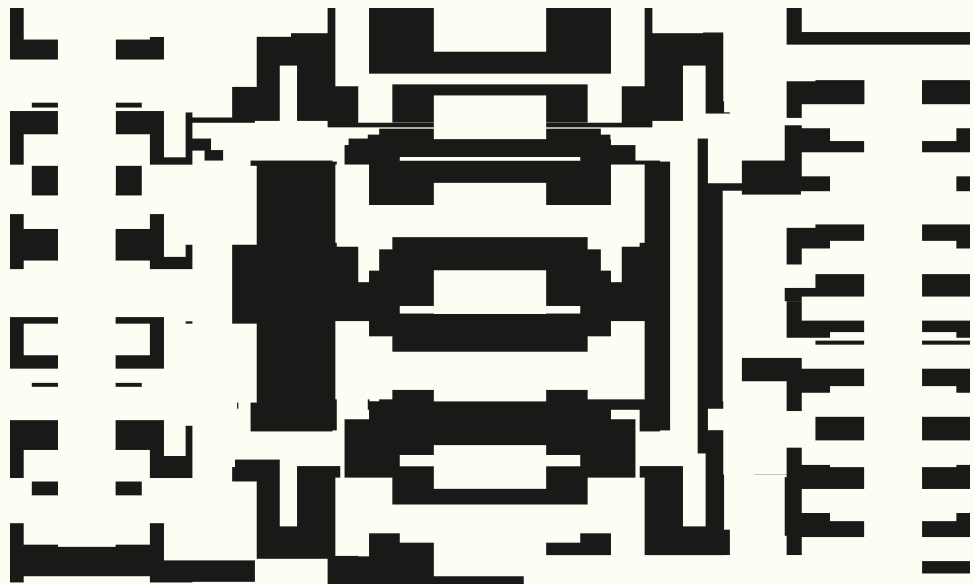
四

四

四

四





1100
1000
900
800
700
600
500
400
300
200
100
0

