

CATCH! COMPANION RESOURCES



This Resource Pack
Includes:

- **Fluency Grids**
- **Vocabulary Cards**
- **Roll and Read Phrases**
- **Choose the Spelling**
- **Read and Match**
- **Retelling Scramble**
- **Sentence Scramble**

THANK YOU FOR DOWNLOADING!

Credit:



TERMS of use:

Thank you for downloading my resource! Because this is a free download, please feel free to share; however, make sure to give credit where credit is due. Do not replicate or sell any part of this resource nor claim it as your own.

SHARE ON SOCIAL:

We would love to see how you use this product in your classroom. Please give us a tag on Instagram-
@hughesheartforfirst @chargemommybooks

HUGHES HEART FOR FIRST RESOURCES:

DOT THE SCHWA

Name: _____

Read each word. Re-write each syllable. Then, decide which vowel is the schwa.

item		
children		
even		
travel		

DOT THE SCHWA

Name: _____

Read each word. Re-write each syllable. Then, decide which vowel is the schwa vowel and dot it!

balloon	panda	pedal
about	away	salad
zebra	human	alone

syllable activities

LET'S READ: Let's Read it

an nap cap
pan can

ouch

LET'S SPELL:

Let's Spell

oi

Thomas
mil
log

Name: _____

C OR K?

Write the word to match the picture.

C OR K?

is spelled with a c or a k. Then, match the picture to the word.

rab
sin

spelling generalizations

Find AND COLOR

digraphs th, ch, sh

Let's Read!

The dish is in the shop.

Stash the cash in the shed.

that **then**
an **path**

digraph sh

small group resources

for more literacy resources:

CLICK HERE!

Hughes Heart For First

Let's Write it!

should

My heart word is

should

Heart Word Mini Book

She put the cup in the sink.

I can put on my sock.

Let's Write it!

put

Say it, Tap it, Map it!

heart word resources

Name: _____

FLOSS RULE FLUENCY GRID

floss	bell	grass	buzz	off
off	grass	floss	bell	buzz
buzz	bell	off	grass	floss
bell	floss	buzz	off	grass

Name: _____

tch FLUENCY GRID

stretch	fetch	latch	match	switch
fetch	latch	stretch	switch	match
switch	fetch	match	latch	stretch
fetch	stretch	switch	match	latch

Name: _____

NK WORDS FLUENCY GRID

pink	sunk	blink	stink	thank
sunk	thank	pink	blink	stink
blink	sunk	thank	stink	pink
sunk	pink	blink	thank	stink

Name: _____

dge word FLUENCY GRID

ledge	ridge	wedge	fridge	lodge
ridge	lodge	ledge	wedge	fridge
fridge	ridge	wedge	lodge	ledge
ridge	ledge	fridge	wedge	lodge

Name: _____

y AS LONG E WORD FLUENCY GRID

lazy	furry	windy	candy	sticky
furry	sticky	lazy	windy	candy
candy	furry	windy	sticky	lazy
furry	lazy	candy	windy	sticky






Name: _____

y AS LONG I WORD FLUENCY GRID

by	my	try	why	fly
my	fly	by	try	why
fly	my	try	why	by
my	by	fly	try	why

Name: _____

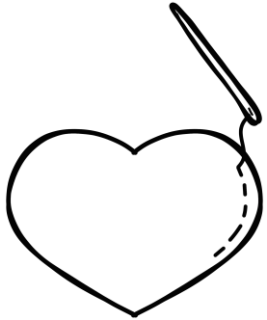
ROLL AND READ



trudge up the hill	in the grass	the ball falls	winds up	chucks the ball
why did you	catch the ball	spots the ball	does not budge	hits a trunk
set to pitch	lifts his mitt	falls off	Jill yells	reminds Butch
be lazy	whizz by	lets the ball fly	Jill scolds	finds the ball



hatch




stitch



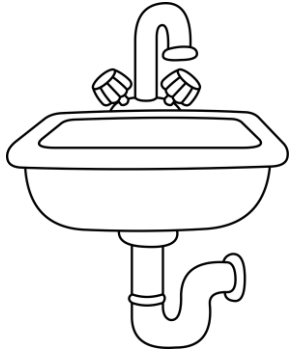
catch



patch



bank




sink



wink



think




edge




hedge



fudge




badge



dress




fill



spill




toss




child




wild



mold



sold



fry




shy



cry



sky



fry



shy



cry




sky



jelly



happy



bunny



grumpy

tch

nk

dge

FLSZ

Closed Syllable Exception

Sounds of Y

Name: _____

WORD MAPPING

Say each word. Next, segment each sound in the word. Then, write the correct letter representation for each sound in the sound boxes. Finally, write each word.



--	--	--

.....



--	--	--	--

.....




--	--	--

.....



--	--	--

.....




--	--	--	--

.....

Name: _____

WORD MAPPING

Say each word. Next, segment each sound in the word. Then, write the correct letter representation for each sound in the sound boxes. Finally, write each word.




--	--

.....




--	--	--

.....



--	--	--	--

.....



--	--	--

.....




--	--	--

.....

Name: _____

WORD MAPPING

Say each word. Next, segment each sound in the word. Then, write the correct letter representation for each sound in the sound boxes. Finally, write each word.



--	--	--	--




--	--	--



--	--	--	--



--	--	--



--	--	--	--

.....

.....

.....

Name: _____

WORD MAPPING

Say each word. Next, segment each sound in the word. Then, write the correct letter representation for each sound in the sound boxes. Finally, write each word.



--	--	--



--	--	--



--	--	--



--	--	--



--	--	--	--

.....

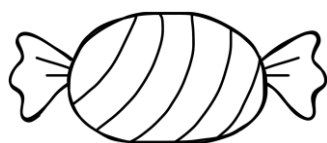
.....

.....

Name: _____

WORD MAPPING


Say each word. Next, segment each sound in the word. Then, write the correct letter representation for each sound in the sound boxes. Finally, write each word.



--	--	--	--	--



--	--	--	--



--	--	--	--



--	--	--	--



--	--	--	--

.....

.....

.....

Name: _____

WORD MAPPING

Say each word. Next, segment each sound in the word. Then, write the correct letter representation for each sound in the sound boxes. Finally, write each word.



--	--	--



--	--	--



--	--	--



--	--	--



--	--

.....

.....

.....

Name: _____

HOW'S it SPeLLeD?

We know 2 ways to spell the /ch/ sound. Read each word and add the correct spelling for /ch/ on each line.

i_____

lun_____

ma_____

scra_____

ca_____

hun_____

mun_____

sti_____

ha_____

in_____

ran_____

bran_____

Name: _____

How'S it SPeLLeD?

Read each word and add the correct spelling for /j/ on each line.

__am

e__

__ob

bri__

fri__

ba__

__ump

fu__

ju__

__ust

__azz

lo__

Name: _____

SAME LETTER, different SOUND

Read each word. If the y represents long i, color it blue. If the y represents long e, color it red.

fly

messy

silly

baby

empty

sly

funny

fry

try

shy

by

sticky

Name: _____

FLSZ RULE SORT

Read each word and trace it. Then, find the picture that matches.

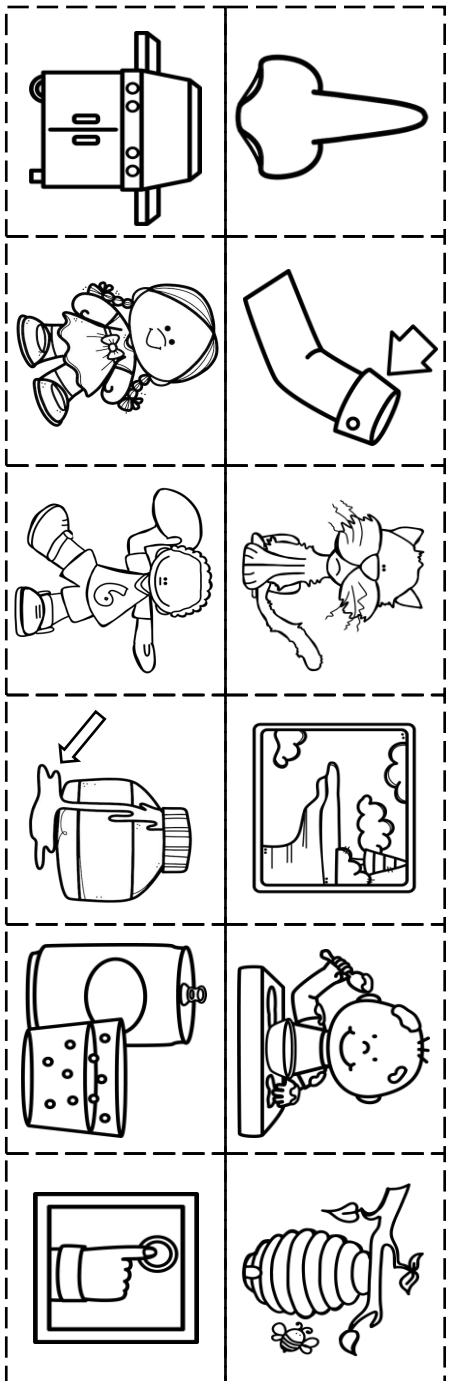

-ff	-ll	-ss	-zz
sniff	grill	mess	buzz
cuff	doll	loss	fizz
cliff	spill	press	frizz

Name: _____

F L S Z R U L E S O R T

Cut and glue the pictures in the correct FLSZ rule category. Then, spell each word.

-FF	-LL	-SS	-ZZ
<hr/> <hr/> <hr/>	<hr/> <hr/> <hr/>	<hr/> <hr/> <hr/>	<hr/> <hr/> <hr/>
<hr/> <hr/> <hr/>	<hr/> <hr/> <hr/>	<hr/> <hr/> <hr/>	<hr/> <hr/> <hr/>
<hr/> <hr/> <hr/>	<hr/> <hr/> <hr/>	<hr/> <hr/> <hr/>	<hr/> <hr/> <hr/>



There are extra copies on this page to accommodate usage with multiple students.

Name: _____

SENTENCE SCRAMBLE

Unscramble the sentence and rewrite it.

★	★	★	★
★	★	★	★

♡	♡	♡	♡
♡	♡	♡	♡

★ chucks	★ Butch	★ ball	★ for
★ the	★ Jill	★ catch	★ to
♡ up	♡ Butch	♡ but	♡ budge
♡ winds	♡ Jill	♡ does	♡ not
★ chucks	★ Butch	★ ball	★ for
★ the	★ Jill	★ catch	★ to
♡ up	♡ Butch	♡ but	♡ budge
♡ winds	♡ Jill	♡ does	♡ not

Name: _____

Retelling SCRAMBLE

Oh no! The story sentences got all mixed up! Read each sentence and put them back in order.

1.

2.

3.

4.

Jill yells at Butch to catch the ball.

Butch chucks the ball to Jill.

Jill and Budge trudge up a hill to toss the ball.

Jill lets the ball fly. Butch lifts his mitt.

Jill yells at Butch to catch the ball.

Butch chucks the ball to Jill.

Jill and Budge trudge up a hill to toss the ball.

Jill lets the ball fly. Butch lifts his mitt.

Name: _____

Read AND MATCH

Read the sentence. Then, cut and paste the picture that matches.

Jill winds up.
"Butch, Catch!"



Clunk. The ball hits
the trunk.



Butch lifts his mitt.



The ball falls with
a thunk in the
grass.



Jill lets the ball fly.



Butch and Jill
trudge up a hill.

