


CHARGE INTO READING

Decodable Reader
with literacy activities

Not Yet

Digraphs



Brooke Vitale

Ostap Lazarovych

CHARGE INTO READING

Decodable Reader
with literacy activities

Not Yet

Digraphs



Brooke Vitale • Ostap Lazarovych

CHARGE MOMMY
BOOKS
Riverside, CT

**The following digraph words
appear in this story:**

back	bunch	quilt	that
bang	checks	quips	the
bench	chest	rocks	then
blocks	clock	sings	wham
bricks	crash	stack	whips
Brock	neck	stacks	

**The following high-frequency words
appear in this story:**
he, onto

Copyright © 2023 Charge Mommy Books, LLC. All rights reserved.

Charge into Reading is a trademark of Charge Mommy Books, LLC.


No part of this book may be reproduced or transmitted in any form or by any means, electronic or mechanical, including photocopying, recording, or by any information storage and retrieval system, without written permission from the publisher.

For information address contact@chargemommybooks.com


For more information, visit chargemommybooks.com

Created in consultation with literacy specialist Marisa Ware, MSEd

Brock gets his bricks
from the bench.



Brock stacks the bricks.
Brock checks the bricks.



"Not yet," Brock quips.



Brock stacks his blocks
on the bricks.



Brock checks the stack.
“Not yet,” Brock sings.




Brock stacks a bunch of
rocks on the blocks.




Then Brock steps back.
“Not yet.”



Brock sets a clock on the rocks.
Then Brock steps back.




Brock checks the clock.
"Yes!"




Brock gets a quilt
from the chest.
He clips the quilt at his neck.



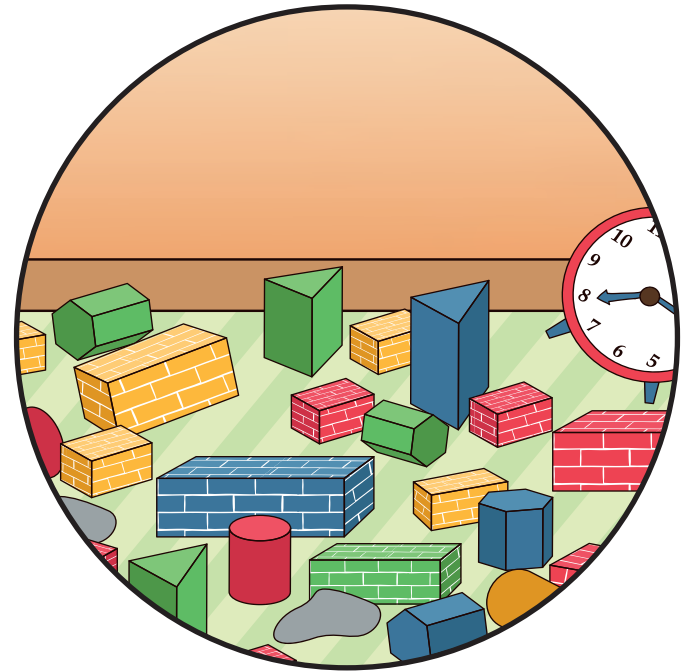
Then Brock runs at the blocks.
The quilt whips at his back.




Wham, crash, bang!



The clock, the rocks, the bricks, and the blocks crash onto the rug.



Brock grins.
"That was fun!"



Let's Talk Literacy!


Read the sentence below. Then circle the picture that matches the sentence.

Brock runs at the blocks.




Let's Talk Literacy!

Each of the words below contains a **digraph**. Sound out each word. Then draw a line from **each word** to its **matching picture**.



bath brick lunch quiz ship swing



Let's Talk Literacy!

Write the word that goes with each picture. Remember to **keep your digraphs together** in one box!



--	--	--



--	--	--	--



--	--	--	--

Answers: ch-i-p / b-l-o-ck / s-l-o-t

Let's Talk Literacy!







Say the name of each picture below.
Then circle the words with a **digraph**.



Answers: brick, chest, fish, phone, tooth

Let's Talk Literacy!

Each picture word below includes a **digraph**. Circle the **B** if the digraph is at the **beginning of the word** and the **E** if the digraph is at the **end of the word**.

B		E	B		E
B		E	B		E
B		E	B		E

Answers: brush, photo, clock, king, quiz, ring

Let's Talk Literacy!

Unscramble the letters to form a word with a **digraph**. Then draw a line from the word to its matching picture. Keep the digraph together on one line.

grin



kwic



mishrp



stloh



cukd



Answers: ring, wick, shrimp, sloth, duck

Let's Talk Literacy!

Fill in the **missing CK word** from each sentence.

fish quit sing neck


1. Tuck has a crick in his _____.
2. Quin _____ his job.
3. Trish has a bunch of _____.
4. The king has a song to _____.

Answers: neck, quit, fish, sing

Let's Talk Literacy!

Find your way from the **start** of the maze to the **end** by following the picture words that use a **digraph**.

start



end

Answers: brick, lunch, bench, king, clock, cherries, lock, socks, block, block, phone