

WATER THE HORSES COMPANION RESOURCES



This Resource Pack
Includes:

- **Fluency Grids**
- **Vocabulary Cards**
- **Roll and Read Phrases**
- **Read and Match**
- **Retelling Scramble**
- **R Controlled Sort**
- **W + Bossy R Sort**
- **Sentence Scramble**

THANK YOU FOR DOWNLOADING!

Credit:



TERMS of use:

Thank you for downloading my resource! Because this is a free download, please feel free to share; however, make sure to give credit where credit is due. Do not replicate or sell any part of this resource nor claim it as your own.

SHARE ON SOCIAL:

We would love to see how you use this product in your classroom. Please give us a tag on Instagram-
@hughesheartforfirst @chargemommybooks

HUGHES HEART FOR FIRST RESOURCES:

DOT THE SCHWA

Name: _____

Read each word. Re-write each syllable. Then, decide which vowel is the schwa.

item		
children		
even		
travel		

DOT THE SCHWA

Name: _____

Read each word. Re-write each syllable. Then, decide which vowel is the schwa vowel and dot it!

balloon	panda	pedal
about	away	salad
zebra	human	alone

LET'S READ: et'S ReAd it

an nap cap
pan can

ouch

LET'S SPELL:

Let'S Sp

oi

Name: _____

C OR K?

Write the word to match the picture.

C OR K?

Word is spelled with a c or a k. Then, match the picture to the word.

mas rab
mil sin
log

syllable activities

spelling generalizations

Find AND COLOR

digraphs th, ch, sh

Let'S ReAd!

The dish is in the shop.

Stash the cash in the shed.

that then
an path

digraph sh

for more literacy resources:

CLICK HERE!

Hughes Heart For First

Let's Write it!

should

My heart word is

should

Heart Word Mini Book

She put the cup in the sink.

I can put on my sock.

Let's Write it!

put

Say it, Tap it, Map it!

Heart Word Mini Book

small group resources

heart word resources

SLURP

To eat or drink with a loud sucking noise.



SLATHER

To spread on a large amount of something.




WARN

To tell someone ahead of time about a problem or danger.




HURL

To throw with great force.



BURLAP

A coarse, heavy, woven fabric used for bagging or wrapping.



HARVEST

The process of gathering plants grown for food (crops).



Name: _____

BOSSY R- /AR/ FLUENCY GRID

dark	yard	farm	start	barn
yard	barn	dark	farm	start
farm	yard	start	barn	dark
yard	dark	farm	start	barn

Name: _____

BOSSY R- /er/ FLUENCY GRID

her	bird	hurl	chirp	squirt
bird	squirt	her	hurl	chirp
hurl	bird	chirp	squirt	her
bird	her	hurl	chirp	squirt

Name: _____

BOSSY R- /OR/ FLUENCY GRID

warn	corn	porch	snort	horse
corn	horse	warn	porch	snort
porch	corn	snort	horse	warn
corn	warn	porch	snort	horse

Name: _____

BOSSY R MULTISYLLABIC FLUENCY GRID

morning	wonder	gather	forget	garlic
wonder	garlic	morning	gather	forget
gather	wonder	forget	garlic	morning
wonder	morning	gather	forget	garlic

Name: _____

BOSSY R MULTISYLLABIC FLUENCY GRID






harvest	garden	offer	thunder	herself
garden	herself	harvest	offer	thunder
offer	garden	thunder	herself	harvest
garden	harvest	offer	thunder	herself

Name: _____

FLUENCY GRID

Name: _____

ROLL AND READ



on the farm	harvest the garden	slurps her yogurt	slathers on butter	do not forget
water the horses	thunder claps	birds are chirping	on the porch	the burlap sack
gathers the eggs	I forgot to	looks at the yard	her cat whiskers	offers them kernels
in the barn	sets a bucket under	the pigs snort	milk squirts	hurls herself

dark

farm

blurts

slurp

her

yogurt

butter

yard

start

morning

chores

forget

water

horse

first

warns

whiskers

porch

furball

birds

chirping

hurls

or

wonders

garden

harvests

corn

peppers

garlic

burlap

snort

offers

kernels

barn

under

squirts

gathers

turns

for

thunder

/er/

/or/

/ar/

Name: _____

WORD CHAINING


Spell the first word. Then decide which sound changes to move from the first word to the second. Write the second word. Continue this sequence.



--	--	--



--	--	--



--	--	--



--	--	--



--	--	--

Name: _____

WORD CHAINING

Spell the first word. Then decide which sound changes to move from the first word to the second. Write the second word. Continue this sequence.




--	--	--

.....



--	--	--

.....



--	--	--

.....



--	--	--

.....



--	--	--

.....

Name: _____

WHAT IN THE WORLD- W

W is a wacky letter! When it comes right before a bossy -ar or -er or it changes their sound. Sort the w words and read.

w + or = /er/

w + ar = /or/

warm

wart

warm

wart

worm

word

worm

word

warn

world

warn

world

work

war

work

war

warm

wart

warm

wart

worm

word

worm

word

warn

world

warn

world

work

war

work

war

This page prints four word sets.

Name: _____

Suffix -er

Suffix -er has two meanings. Read the words and sort them based on the meaning -er adds.

er = Someone Who

er = More

stronger

baker

stronger

baker

kicker

bigger

kicker

bigger

faster

quicker

faster

quicker

singer

worker

singer

worker

stronger

baker

stronger

baker

kicker

bigger

kicker

bigger

faster

quicker

faster

quicker

singer

worker

singer

worker

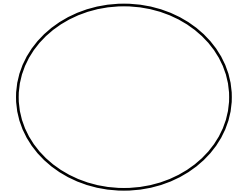
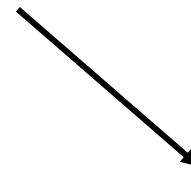
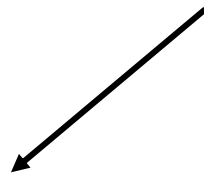
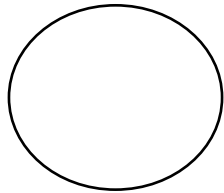
This page prints four word sets.

Name: _____

BREAK it UP!

Follow the steps to break a multisyllabic word into its syllable parts.

harvest



1. UNDERLINE THE VOWELS.
2. BRING DOWN THE CONSONANTS BETWEEN THE VOWELS.
3. DECIDE WHICH SYLLABLE PATTERN THE WORD FOLLOWS.
4. DETERMINE THE SOUND THE VOWELS WILL MAKE.
5. READ THE SYLLABLE PARTS
6. BLEND THE PARTS TOGETHER AND READ THE WHOLE WORD.

vc/cv v/cv vc/v v/v

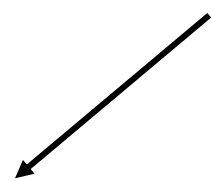
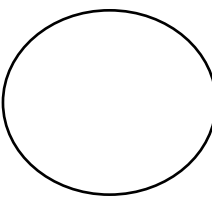
Closed Open C+le Bossy R Vowel Team CVCE

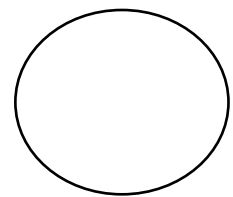
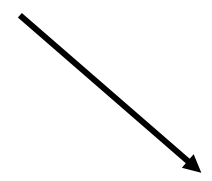
Name: _____

BREAK it UP!

Follow the steps to break a multisyllabic word into its syllable parts.

yogurt





1. UNDERLINE THE VOWELS.
2. BRING DOWN THE CONSONANTS BETWEEN THE VOWELS.
3. DECIDE WHICH SYLLABLE PATTERN THE WORD FOLLOWS.
4. DETERMINE THE SOUND THE VOWELS WILL MAKE.
5. READ THE SYLLABLE PARTS
6. BLEND THE PARTS TOGETHER AND READ THE WHOLE WORD.

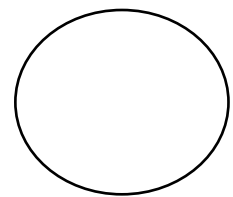
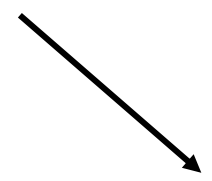
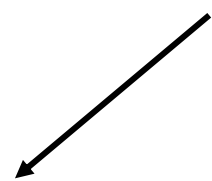
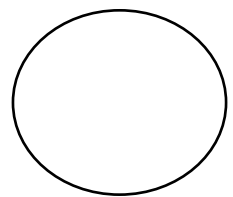
vc/cv v/cv vc/v v/v Closed Open C+le Bossy R Vowel Team CVCE

Name: _____

BREAK it UP!

Follow the steps to break a multisyllabic word into its syllable parts.

forget



Blank box for the first syllable of the word 'forget'.

Blank box for the second syllable of the word 'forget'.

1. UNDERLINE THE VOWELS.
2. BRING DOWN THE CONSONANTS BETWEEN THE VOWELS.
3. DECIDE WHICH SYLLABLE PATTERN THE WORD FOLLOWS.
4. DETERMINE THE SOUND THE VOWELS WILL MAKE.
5. READ THE SYLLABLE PARTS
6. BLEND THE PARTS TOGETHER AND READ THE WHOLE WORD.

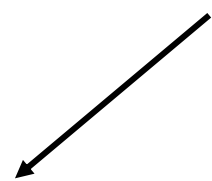
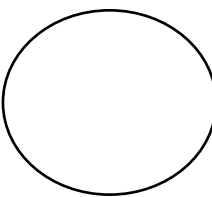
vc/cv v/cv vc/v v/v Closed Open C+le Bossy R Vowel Team CVCE

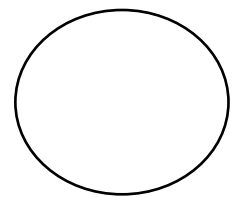
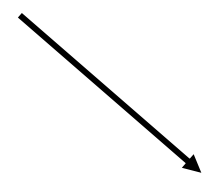
Name: _____

BREAK it UP!

Follow the steps to break a multisyllabic word into its syllable parts.

garden





1. UNDERLINE THE VOWELS.
2. BRING DOWN THE CONSONANTS BETWEEN THE VOWELS.
3. DECIDE WHICH SYLLABLE PATTERN THE WORD FOLLOWS.
4. DETERMINE THE SOUND THE VOWELS WILL MAKE.
5. READ THE SYLLABLE PARTS
6. BLEND THE PARTS TOGETHER AND READ THE WHOLE WORD.

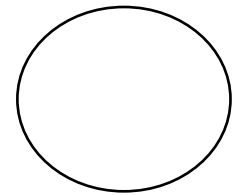
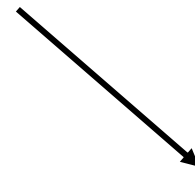
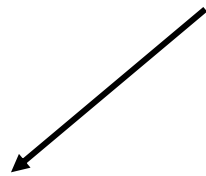
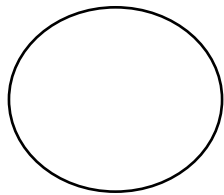
vc/cv v/cv vc/v v/v Closed Open C+le Bossy R Vowel Team CVCE

Name: _____

BREAK it UP!

Follow the steps to break a multisyllabic word into its syllable parts.

garlic



Empty box for the first syllable of 'garlic'.

Empty box for the second syllable of 'garlic'.

1. UNDERLINE THE VOWELS.
2. BRING DOWN THE CONSONANTS BETWEEN THE VOWELS.
3. DECIDE WHICH SYLLABLE PATTERN THE WORD FOLLOWS.
4. DETERMINE THE SOUND THE VOWELS WILL MAKE.
5. READ THE SYLLABLE PARTS
6. BLEND THE PARTS TOGETHER AND READ THE WHOLE WORD.

vc/cv v/cv vc/v v/v

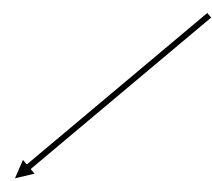
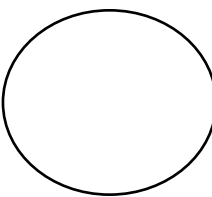
Closed Open C+le Bossy R Vowel Team CVCE

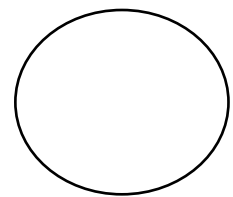
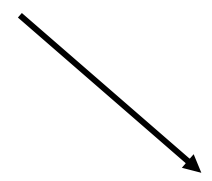
Name: _____

BREAK it UP!

Follow the steps to break a multisyllabic word into its syllable parts.

kernels





1. UNDERLINE THE VOWELS.
2. BRING DOWN THE CONSONANTS BETWEEN THE VOWELS.
3. DECIDE WHICH SYLLABLE PATTERN THE WORD FOLLOWS.
4. DETERMINE THE SOUND THE VOWELS WILL MAKE.
5. READ THE SYLLABLE PARTS
6. BLEND THE PARTS TOGETHER AND READ THE WHOLE WORD.

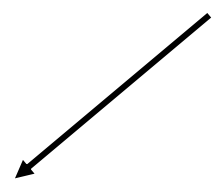
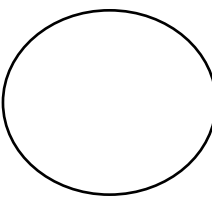
vc/cv v/cv vc/v v/v Closed Open C+le Bossy R Vowel Team CVCE

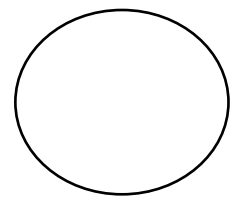
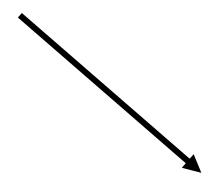
Name: _____

BREAK it UP!

Follow the steps to break a multisyllabic word into its syllable parts.

bucket





1. UNDERLINE THE VOWELS.
2. BRING DOWN THE CONSONANTS BETWEEN THE VOWELS.
3. DECIDE WHICH SYLLABLE PATTERN THE WORD FOLLOWS.
4. DETERMINE THE SOUND THE VOWELS WILL MAKE.
5. READ THE SYLLABLE PARTS
6. BLEND THE PARTS TOGETHER AND READ THE WHOLE WORD.

vc/cv v/cv vc/v v/v Closed Open C+le Bossy R Vowel Team CVCE

Name: _____

SENTENCE SCRAMBLE

Unscramble the sentence and rewrite it.

★	★	★	★
★	★	★	

♥	♥	♥	♥
♥	♥	♥	♥

★ gathers	★ corn	★ Harper	★ the
★ and	★ garlic	★ peppers	
♡ do	♡ horses	♡ forget	♡ to
♡ the	♡ not	♡ water	
★ gathers	★ corn	★ Harper	★ the
★ and	★ garlic	★ peppers	
♡ do	♡ horses	♡ forget	♡ to
♡ the	♡ not	♡ water	

Name: _____

Retelling SCRAMBLE

Oh no! The story sentences got all mixed up! Read each sentence and put them back in order.

1.

2.

3.

4.

It is time for Harper to start the morning chores. Mom warns Harper not to forget to water the horses.

Harper harvests the garden, offers corn to the pigs, milks Bertha, and gathers eggs.

It is dark on the farm. Harper slurps her yogurt and slathers her bagel in acorn butter.

Harper turns for home, but she forgot to water the horses!

It is time for Harper to start the morning chores. Mom warns Harper not to forget to water the horses.

Harper harvests the garden, offers corn to the pigs, milks Bertha, and gathers eggs.

It is dark on the farm. Harper slurps her yogurt and slathers her bagel in acorn butter.

Harper turns for home, but she forgot to water the horses!

Name: _____

Read AND MATCH

Read the sentence. Then, cut and paste the picture that matches.

Whiskers hurls herself at the birds.



“Do not forget to water the horses”
Mother warns.



Harper harvests the crops.





Harper wonders what she forgot to do.



The pigs snort as Harper offers them kernels of corn.



Milk squirts into the bucket.



Name: _____

Retelling Page

Subject

Predicate

Details

1. _____

2. _____

3. _____
