



BUBBLE x Shopify Integration

Easily receive BUBBLE orders and prepaid shipping labels directly into your Shopify Store

5-STEP BUBBLE X SHOPIFY INTEGRATION:

Create Your BUBBLE Account 3

Add the BUBBLE Private App to Your Shopify Store 4-5

Enable a Set of Permissions Within Your Shopify Store 6

Retrieve API Credentials + Shopify Store Name 7

Lastly, Enter your Integration Details in your Brand Dashboard ... 8

ONCE INTEGRATED, HOW TO GET ORDERS:

SKU Setup Recommendation 11

BUBBLE Order Alerts 12

BUBBLE Orders in the Dashboard 13

Retrieving BUBBLE Packing Slips 14


STEP #01: Create Your BUBBLE Account

Visit [SELL.BUBBLEGOODS.COM](https://sell.bubblegoods.com) to create your BUBBLE account, and get approved. You MUST have an account to push the Shopify integration

BUBBLE

Get your products into the healthiest marketplace in the world

START SELLING ON BUBBLE






NATIONAL AUDIENCE
Wellness obsessed audience



BUBBLE APPROVED
Selective standards and rigorous curation process



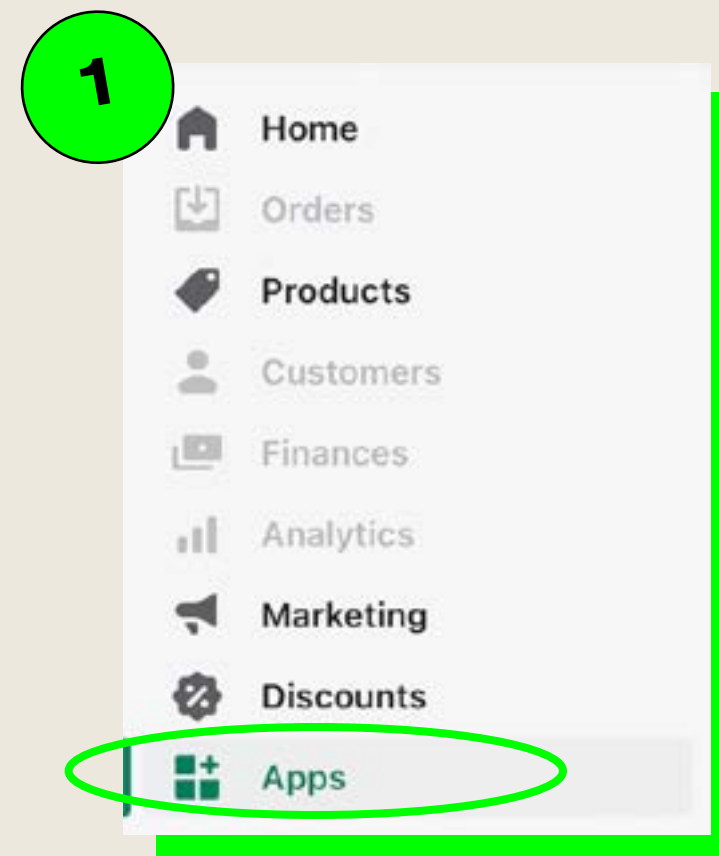
DIRECT TO CONSUMER
Fastest growing revenue channel for CPG companies

STEP #02: Add the BUBBLE Private App to Shopify

Before you can create a custom app for your store, you need to enable custom app development. Only the STORE OWNER can enable custom app development

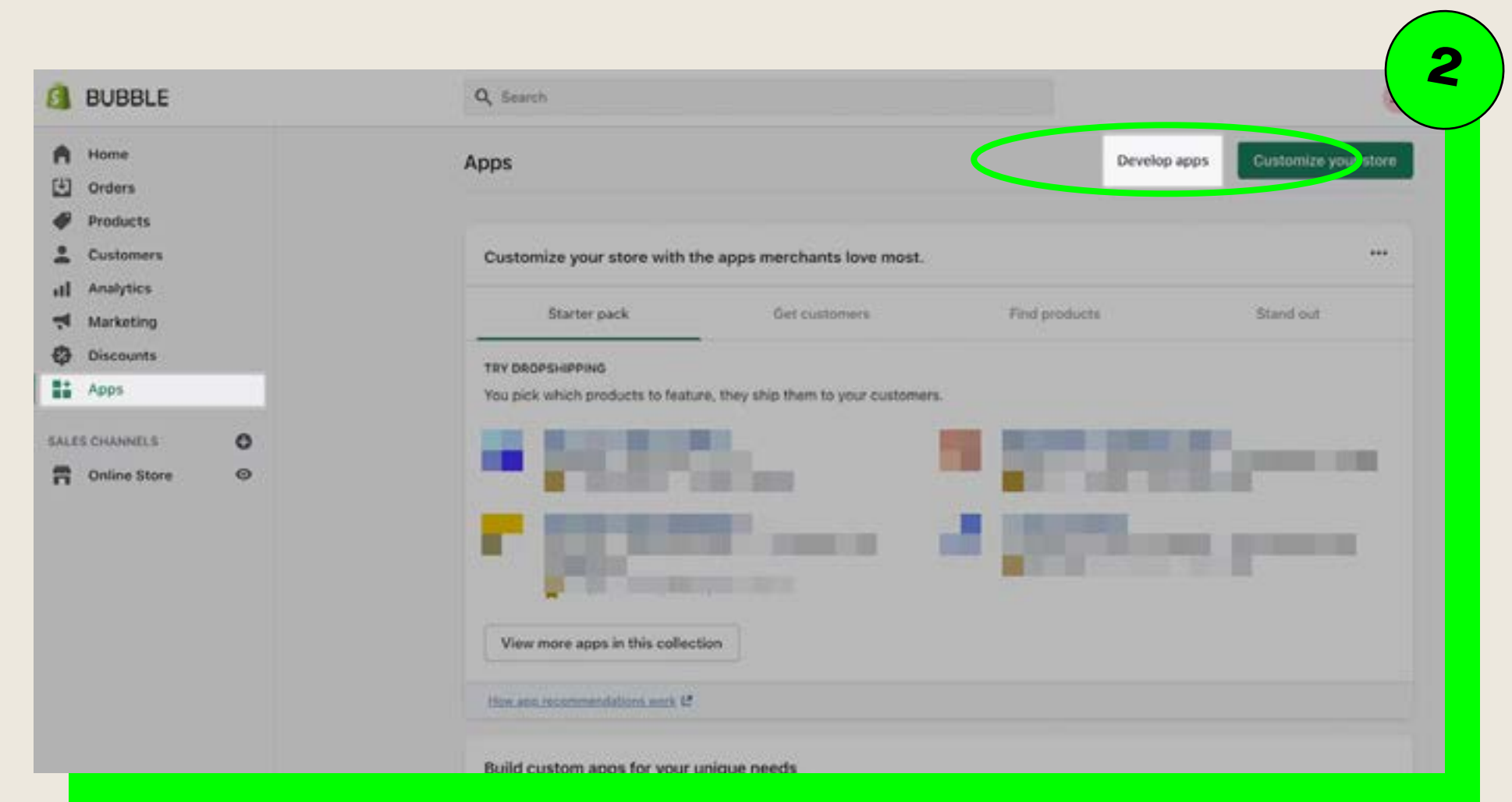
1. LOG IN TO YOUR SHOPIFY ACCOUNT

Navigate to the “Apps” section of your Shopify menu



2. CLICK “DEVELOP APPS”

3. CLICK “ALLOW CUSTOM APP DEVELOPMENT”



4. READ THE WARNING AND INFORMATION PROVIDED, AND THEN CLICK ALLOW CUSTOM APP DEVELOPMENT

5. FROM YOUR SHOPIFY ADMIN, GO TO APPS

STEP #02: Add the BUBBLE Private App to Shopify

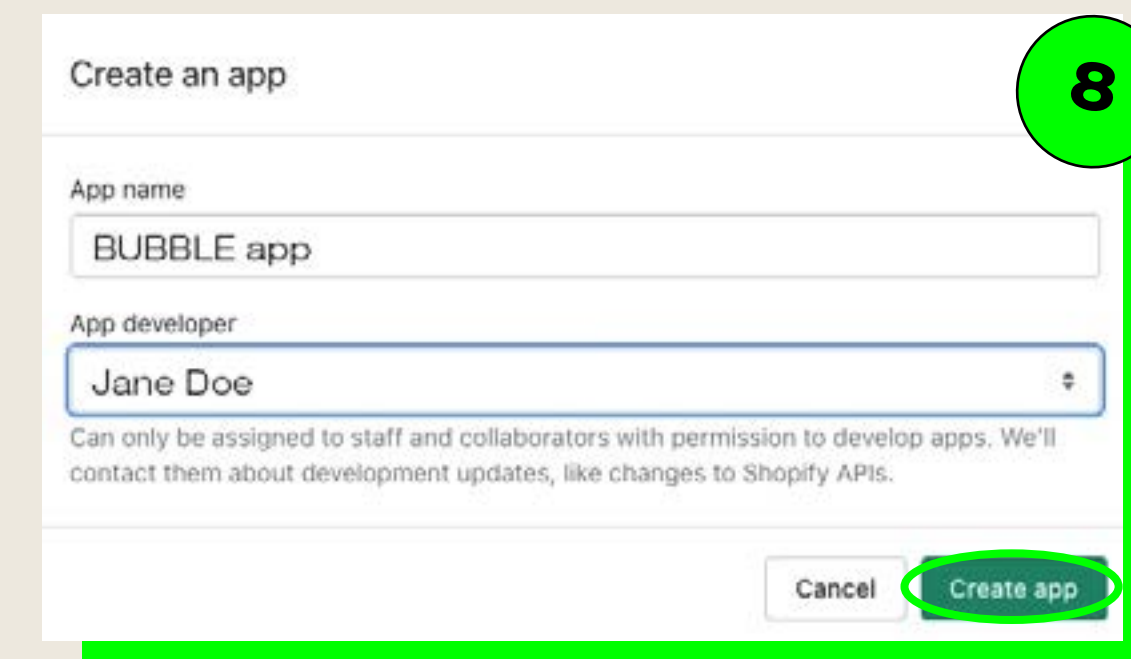
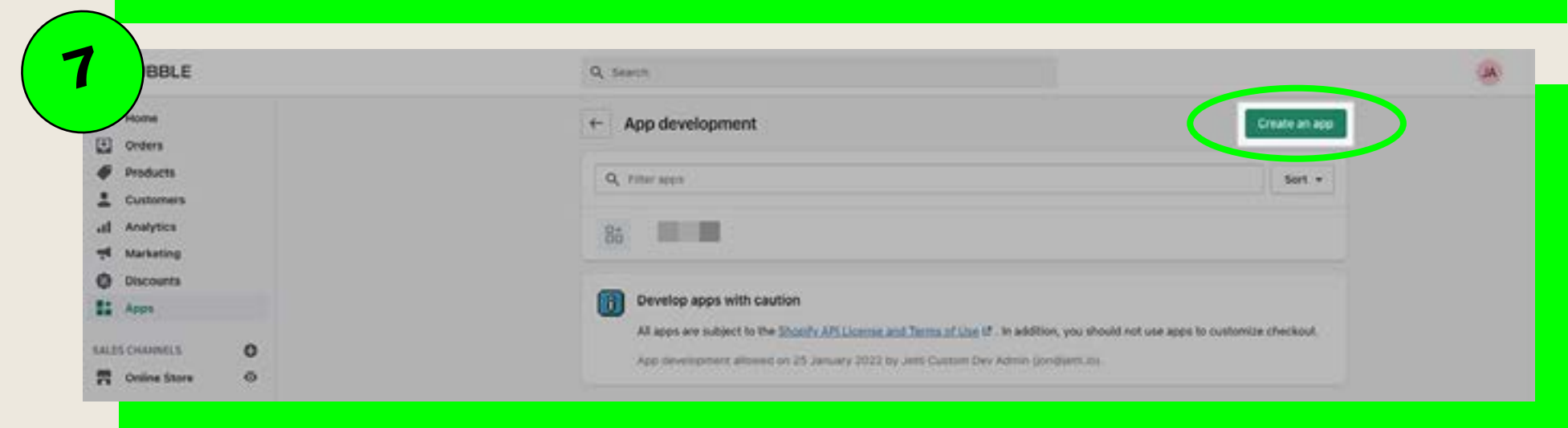
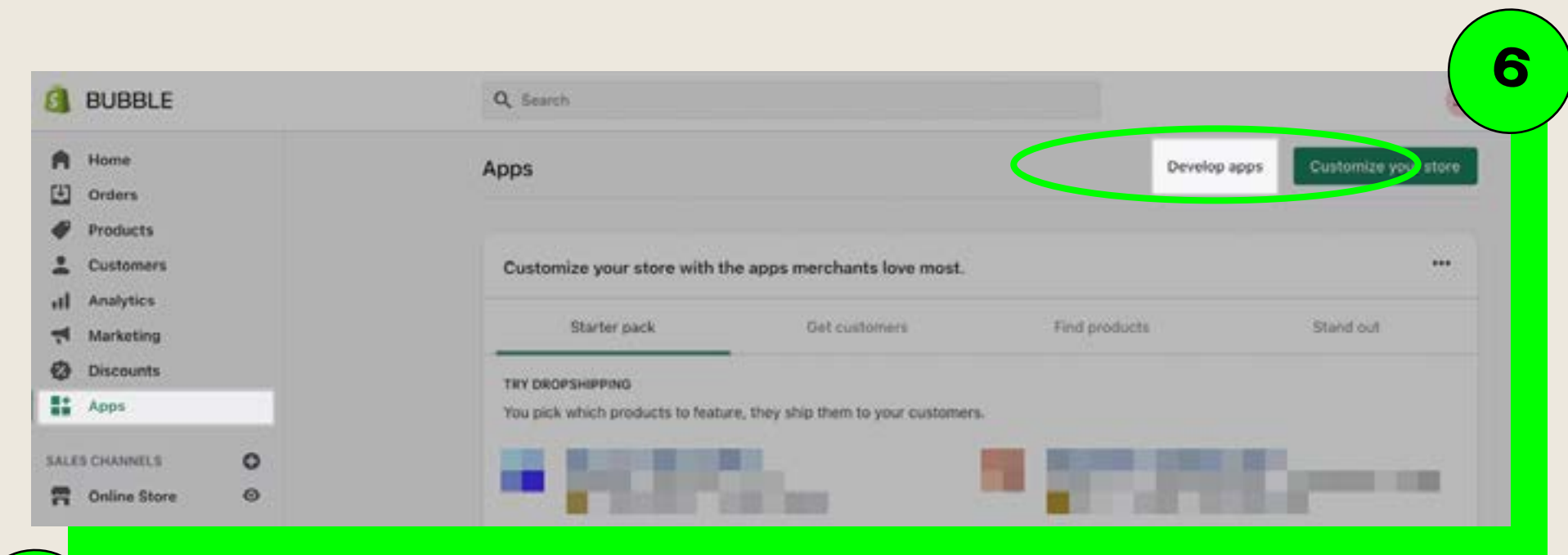
6. CLICK DEVELOP APPS.

7. CLICK CREATE AN APP

8. IN THE MODAL WINDOW

Enter the App name (BUBBLE App) and select an App developer. The app developer can be the store owner or any staff or collaborator account with the Develop apps permission.

9. CLICK CREATE AN APP



STEP #03: Enable a Set of Permissions Within Your Shopify Store

Click SELECT Configure Admin API scopes, and select the following permissions:

1. INVENTORY - READ_INVENTORY

2. ORDERS - WRITE_ORDERS AND READ_ORDERS

3. PRODUCTS - READ_PRODUCTS

4. CLICK SAVE

Inventory

View or manage inventory across multiple locations

☐ write_inventory
☒ read_inventory

Orders

! Includes personally identifiable information

View or manage orders, transactions, fulfillments, and abandoned checkouts

☒ write_orders
☒ read_orders

Products

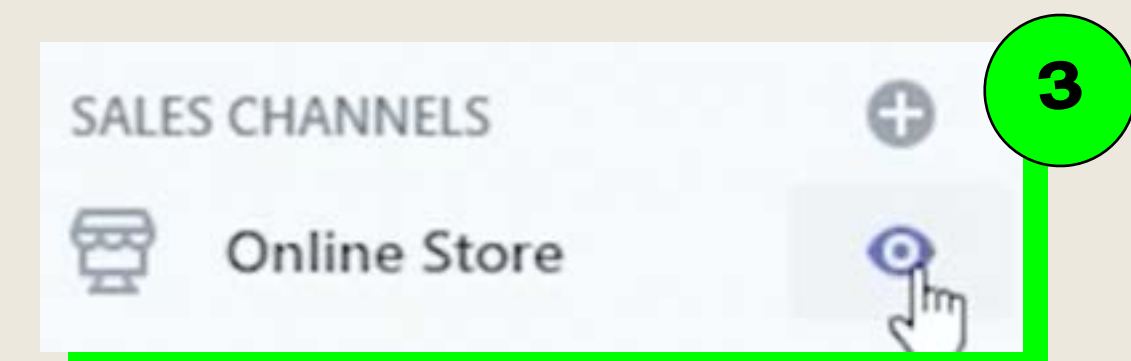
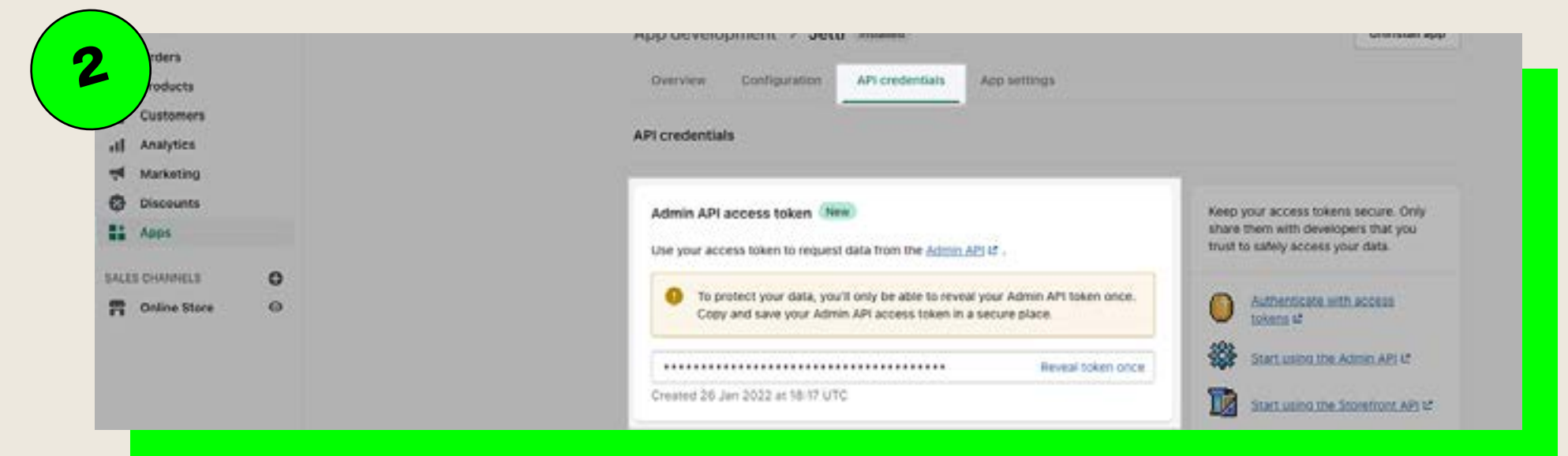
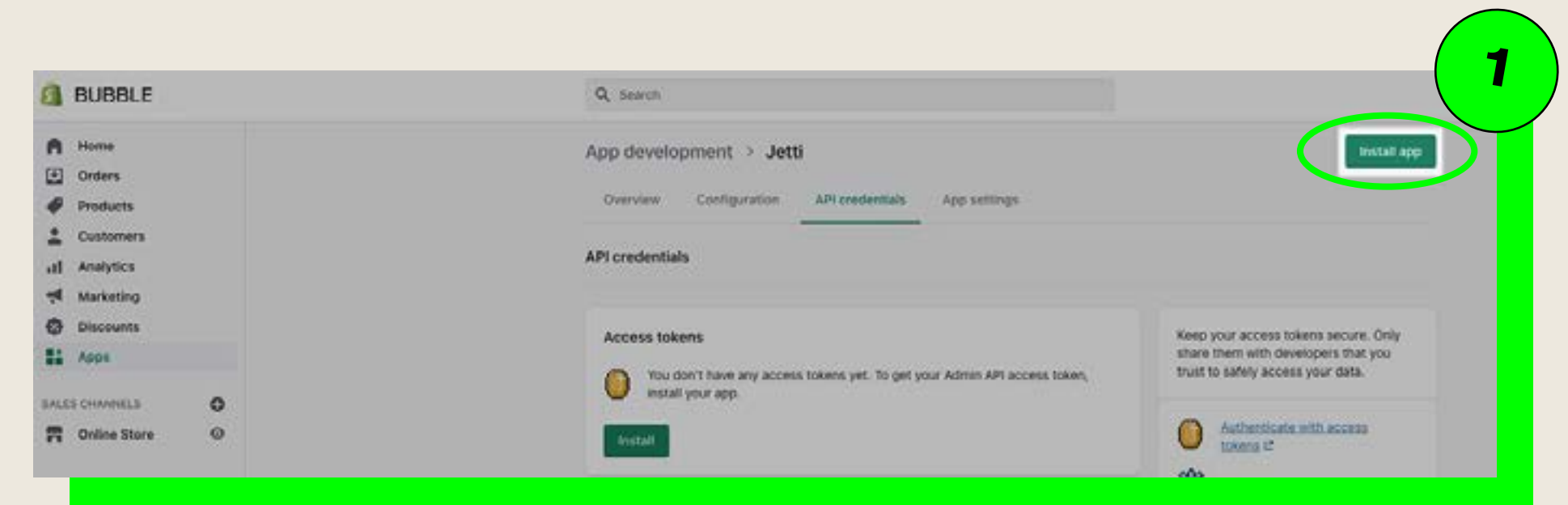
View or manage products, variants, and collections

☐ write_products
☒ read_products

STEP #04: Retrieve API Credentials + Shopify Store Name

COPY DOWN YOUR API CREDENTIALS AND SHOPIFY STORE NAME

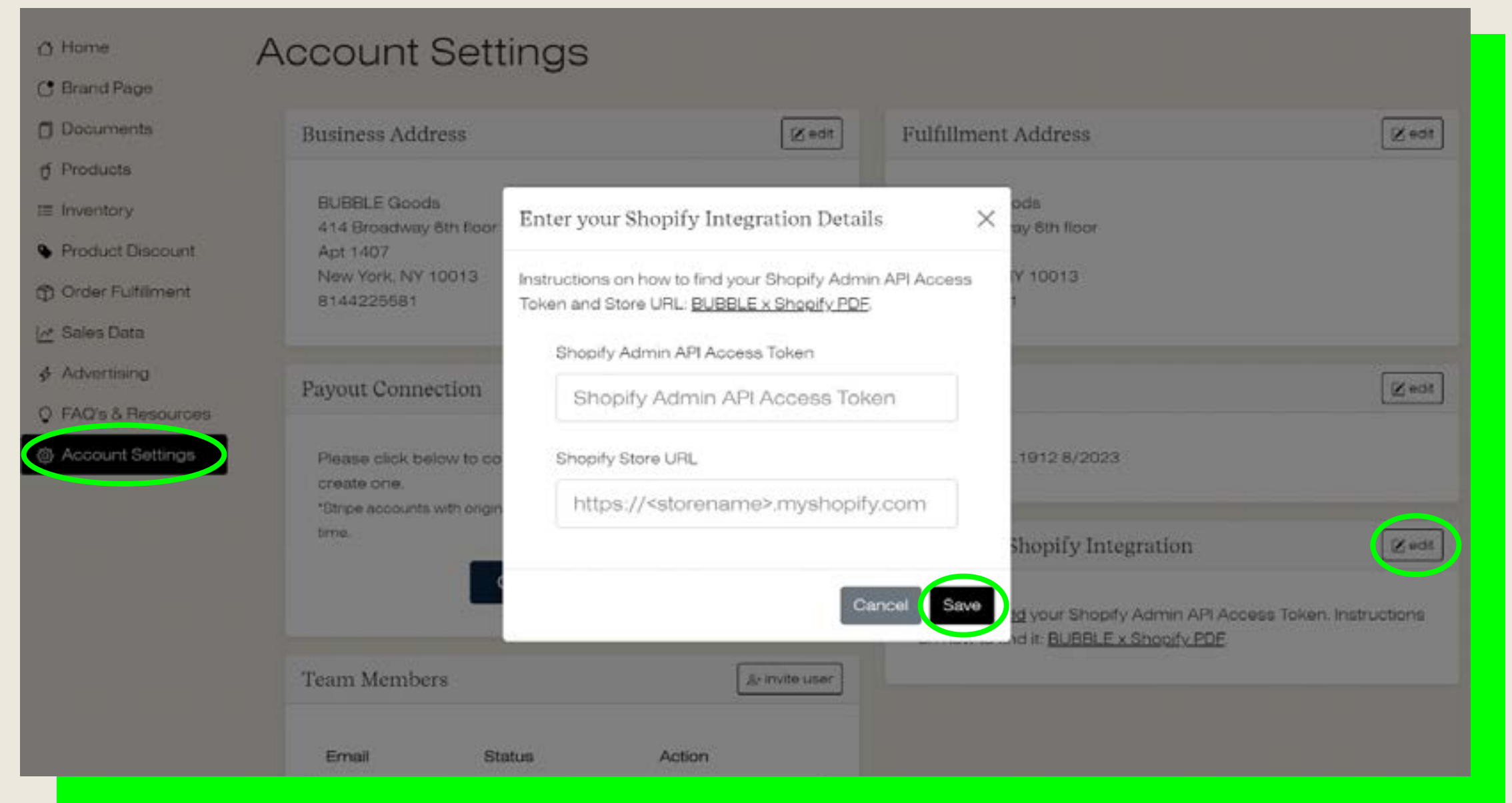
1. Click Install App
2. Under the API CREDENTIALS tab copy the Admin API access token. This key can only be accessed one time so please make sure to copy it before navigating away from the page. If you do not copy it you will need to click uninstall and then reinstall and copy the new key
3. If you are unsure where to find your Shopify store URL you can do so by clicking on the eye icon here and this will open up the page to show the correct Shopify URL. (e.g. dropship.myshopify.com).



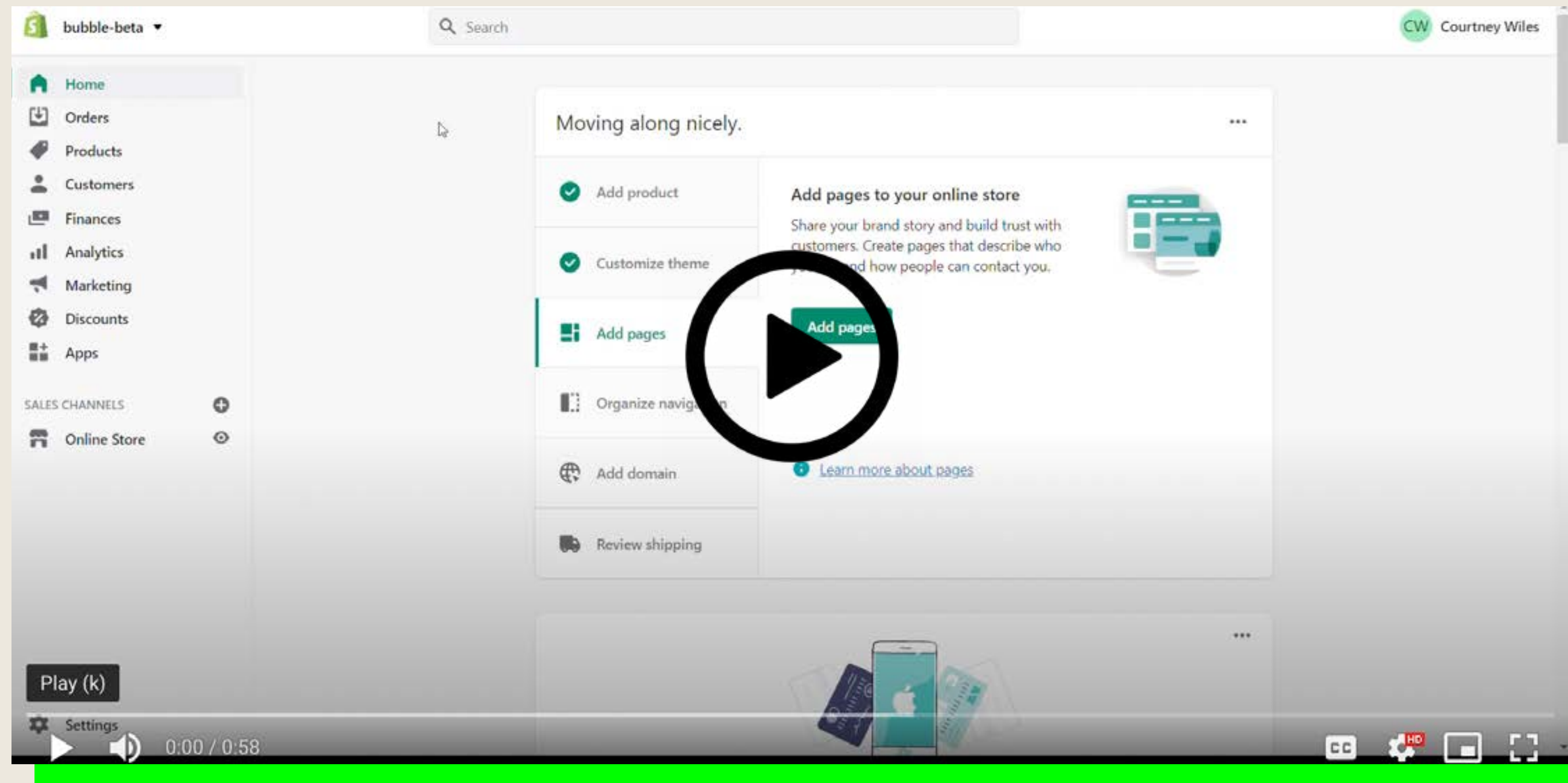
STEP #05: Lastly, Enter your Integration Details in Your Brand Dashboard!

As the final step, please enter your integration details in the BUBBLE x Shopify Integration section of your BRAND DASHBOARD

1. Log in to your BUBBLE BRAND DASHBOARD
2. Navigate to the “Account Settings” section of your menu. Click “EDIT” under BUBBLE x Shopify Integration
3. Enter your information from Step #04 and CLICK SAVE



Video Version of These Steps



Integration FAQ's

How Can I Tell The Difference Between My Website Orders In Shopify and BUBBLE Orders?

We highly recommend setting up your SKU's on BUBBLE with a different name, or marker to denote a BUBBLE Order if syncing through Shopify so that fulfillment, sales, and inventory tracking is easier to manage for your team:

Example SKU Name:



BUBB-Granola-12oz-1PK

VS.

Granola-12oz-1PK

How Will I Know A BUBBLE Order Has Come Through?

1. Even with the Shopify integration, you will get an email alert to the email address that your BUBBLE account was made with
2. You can cross reference orders in your Shopify (hopefully with the adjusted SKU name) with orders in your BUBBLE Dashboard on a weekly basis

What About Orders in the BUBBLE Dashboard?

There is NOTHING for you to do here!

In your BUBBLE dashboard, you will see orders that appear unshipped, however once packages are scanned in by the shipping carrier, orders are automatically marked as shipped.

BUBBLE

Charlotte's Cookie

Home

Brand Page

Documents

Products

Inventory

Product Discount

Order Fulfillment

Sales Data

Advertising

FAQ's & Resources

Account Settings

Live Page @ BUBBLE

Order Fulfillment

Awaiting Shipment

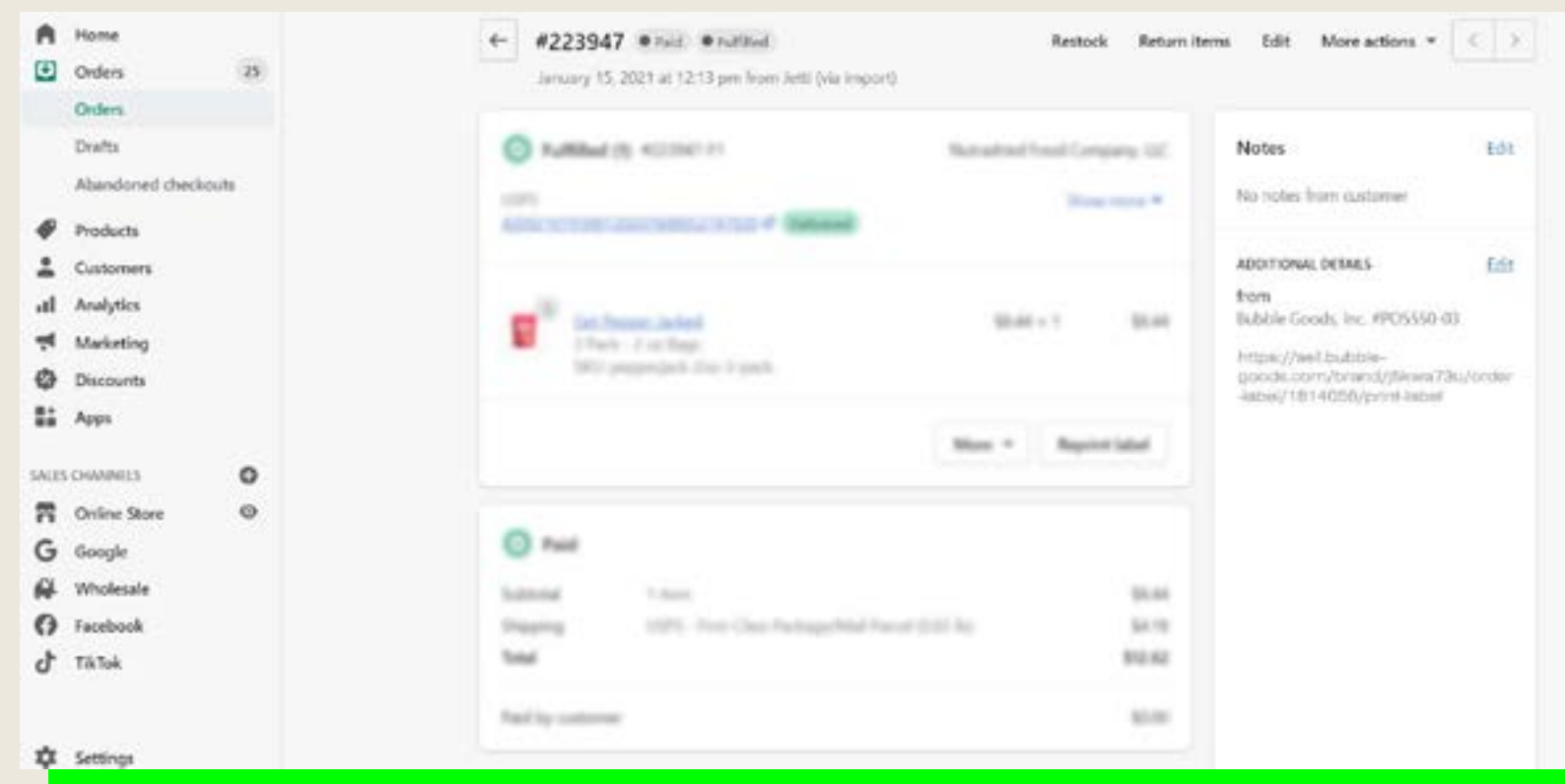
Shipped

Reference #	Date	Shipping To	Actions
0001-01	Wed 6 Dec 21 8:55 pm (2 months ago)	Lathams, Townsend Pennsylvania, 15065	<div>Get Label & Packing Slip</div>
0001-01	Tue 7 Dec 21 2:44 pm (2 months ago)	Reynolds Woods Michigan, 48121	<div>Get Label & Packing Slip</div>
0001-01	Tue 28 Sep 21 8:58 pm (2 months ago)	Margaretta Zerkowicz Illinois, 61800	<div>Get Label & Packing Slip</div>
0001-01	Tue 21 Sep 21 8:54 pm (2 months ago)	Geoffrey Grove Massachusetts, 02467	<div>Get Label & Packing Slip</div>
0001-01	Sun 18 Aug 21 8:55 pm (2 months ago)	Erica Stone Texas, 75235	<div>Get Label & Packing Slip</div>
0001-01	Sun 20 May 21 8:47 pm (2 months ago)	Paul Smith California, 94047	<div>Get Label & Packing Slip</div>
0001-01	Fri 20 May 21 8:35 pm (2 months ago)	Geoffrey Grove Massachusetts, 02467	<div>Get Label & Packing Slip</div>

How Do I Get The Packing Slips for BUBBLE Orders In My Shopify Account?

TO RETRIEVE YOUR BUBBLE PACKING SLIP:

1. Go into your Shopify Store
2. Head over to the “ORDERS” tab
3. Click on the order tagged “BUBBLE”
4. In the opened order, head to the “ADDITIONAL DETAILS” area
5. Copy and paste the URL into your browser to download your packing slip to print!



Get Into It!

For any questions please contact SUPPORT@BUBBLEGOODS.COM