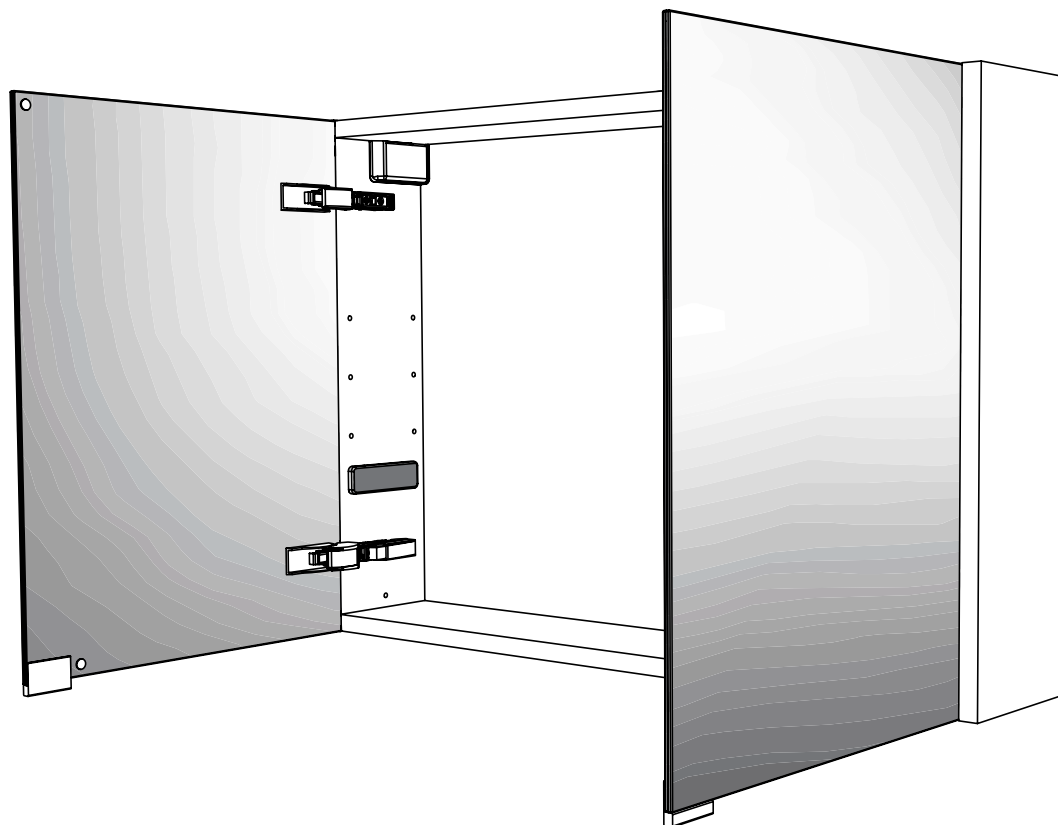


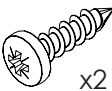
# Barre aimantée pour armoires de toilette

## Magnetic bar for bathroom cabinets




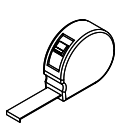
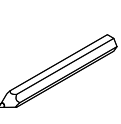


Instructions de montage  
Mounting instructions



### Quincaillerie / Hardware

CAC_0000694										
 x2										
Ø4x16 A										

### Nécessaire / Necessary

 x 1	 10 min									
-----------------------------------------------------------------------------------------	--------------------------------------------------------------------------------------------	-------------------------------------------------------------------------------------	-------------------------------------------------------------------------------------	-------------------------------------------------------------------------------------	-------------------------------------------------------------------------------------	--------------------------------------------------------------------------------------	--	--	--	--

### Références / References

BA10

1 Choisissez un emplacement / Choose a location



Installer la barre aimantée uniquement sur les côtés du meuble, à un emplacement qui n'est pas déjà percé. Installation interdite sur le dos et les portes / Install the magnetic bar only on the unit sides, at a location that is not already drilled. Installation forbidden on the back and the doors.

