

# 2011-12 BYU BASKETBALL GAME NOTES

# Game 27 — BYU (20-6, 8-3) vs. Pepperdine (8-16, 2-11)

Provo, Utah • Marriott Center (22,700)

TV: BYUtv

TV Talent: Dave McCann (play-by-play) and Steve Cleveland (analyst)

Live Video: BYUtv.org

Radio: KSL 102.7 FM / 1160 AM

BYU Radio - Sirius XM 143

Radio Talent: Greg Wrubell (play-by-play) and Mark Durrant (analyst)

Live Audio: KSL.com

Live Stats: BYUcougars.com



## 2011-12 SCHEDULE

All times local to site

### OCTOBER

26	Wed	Cougar Tipoff (Exhibition)	74-71
29	Sat	Midwestern State (Ex-BYUtv) W	91-74

### NOVEMBER

4	Fri	Dixie State (Ex-BYUtv) W	96-85
11	Fri	@ Utah State (KCSG) L	62-69
15	Tue	BYU-Hawaii (BYUtv) W	73-52
18	Fri	Longwood (BYUtv)* W	92-60
22	Tue	Prairie View A&M (BYUtv)* W	90-51
25	Fri	vs. Nevada (BYUtv)* W	76-55
26	Sat	vs. Wisconsin* L	56-73
30	Wed	vs. Northern Arizona (BYUtv) ^ W	87-52

Tim's Toyota Center

### DECEMBER

3	Sat	vs. Oregon (ESPNU) W	79-65
---	-----	----------------------	-------

EnergySolutions Arena

7	Wed	Weber State (BYUtv) W	94-66
10	Sat	@ Utah (FSN) W	61-42
17	Sat	Baylor (BYUtv) L	83-86
20	Tue	Buffalo (BYUtv) W	93-78
22	Thu	UC Santa Barbara (BYUtv) W	89-75
27	Tue	Cal State San Marcos (BYUtv) W	79-51
29	Thu	@ Saint Mary's (ESPN2) L	82-98
31	Sat	San Diego (BYUtv) W	88-52

### JANUARY

5	Thu	@ Loyola Marymount W	73-65
7	Sat	San Francisco (BYUtv) W	81-56
14	Sat	Santa Clara (ESPNU) W	95-78
16	Mon	@ San Diego (BYUtv) W	82-63
19	Thu	Loyola Marymount (BYUtv) L	68-82
21	Sat	@ Pepperdine (BYUtv) W	77-64
25	Wed	@ Virginia Tech (ESPN3) W	70-68
28	Sat	Saint Mary's (ESPNU) L	66-80

### FEBRUARY

2	Thu	Gonzaga (ESPN2) W	83-73
4	Sat	@ Portland (BYUtv) W	79-60
11	Sat	Pepperdine (BYUtv)	4 pm
16	Thu	@ San Francisco (ESPNU)	7 pm
18	Sat	@ Santa Clara (ESPNU)	4 pm
23	Thu	@ Gonzaga (ESPN2)	8 pm
25	Sat	Portland (BYUtv)	4 pm
29	Wed	WCC Championships	TBA

### MARCH

1	Thu	WCC Championships	TBA
2	Fri	WCC Championships (ESPNU)	TBA
3	Sat	WCC Championships (ESPN2)	TBA
5	Mon	WCC Championships (ESPN/ESPN2)	TBA

\* Chicago Invitational Challenge

^ Lumberjack Classic

## BYU ATHLETIC COMMUNICATIONS

30 Smith Fieldhouse • Provo, Utah 84602 • BYUcougars.com • (801) 422-8948

MBB Contact: Kyle Chilton • O: (801) 422-4909 • C: (801) 372-2080 • kyle\_chilton@byu.edu

BYU Cougars	Pepperdine	Series Information	Up Next
2011-12 Record ..... 20-6	2011-12 Record ..... 8-16	BYU leads ..... 5-4	at San Francisco .....
WCC Record ..... 8-3	WCC Record ..... 2-11	Last Meeting .....	Thursday, Feb. 16, 7 p.m. PST .
Head Coach ..... Dave Rose	Head Coach ..... Marty Wilson	..... BYU won 77-64, 1/21/12	TV .....
Alma Mater. .... Houston, 1983	Alma Mater. .... Pepperdine, 1989	In Provo .....	Online Video ..... ESPN3.com
Career Record. ... 179-51 (7th)	Career Record. .... 8-16 (1st)	At Pepperdine .....	Radio ..... KSL Newsradio
Record at BYU .....	Record at Pepperdine ... Same	Neutral .....	Online Audio ..... KSL.com

## QUICK HITS

- Dave Rose is second in program history in wins (179) and first in winning percentage (.778).
- Brandon Davies posted a near triple-double with 18 points, 13 rebounds and a career-best eight steals, one off the BYU single-game record set by Mark Bigelow in 1998 against Arizona.
- BYU has stepped up the defensive intensity over the last three games, having forced an average of 22.3 turnovers while averaging 15.0 steals per game.

## PROJECTED STARTERS



### #10 • Matt Carlino • G

6-2 • 175 • Fr.  
Scottsdale, Ariz.  
Bloomington South HS

Pts	Reb	Ast	Stl
12.8	3.3	4.4	1.3

Has scored in double figures in 11 games, including each of the last four games ... has hit a 3-pointer in 13 of 16 games ... has posted 6-plus assists five times ... made collegiate debut on Dec. 17 against Baylor ... posted a double-double against Buffalo with 10 points, 11 assists ... had 21 points, 8 assists vs. SCU ... posted 18 points, 5 assists vs. Gonzaga



### #20 • Anson Winder • G

6-3 • 195 • Fr.  
Las Vegas, Nev.  
Bishop Gorman HS

Pts	Reb	Ast	Stl
4.2	1.4	2.0	1.1

Has started 8 games, including 6 at point guard and two at shooting guard ... has scored in double figures 3 times ... has posted 3-plus steals 7 times ... tied the BYU record for consecutive 3-pointers made in a single game with 6 vs. Buffalo ... scored a career-best 20 points vs. the Bulls ... had 10 points, 5 assists and 3 steals vs. Gonzaga



### #1 • Charles Abou • G

6-5 • 215 • Sr.  
Abidjan, Cote d'Ivoire  
Brewster Academy

Pts	Reb	Ast	Stl
10.7	5.8	2.8	1.1

Has started all 26 games ... shooting .423 from the field, .358 from 3 ... has scored in double figures 13 times this season ... had a double-double with 19 points, 16 rebounds vs. Longwood ... had 12 rebounds vs. Oregon ... totaled 14 points, 7 boards, 7 assists at San Diego ... has posted 4-plus assists nine times and 2-plus steals eight times



### #34 • Noah Hartsock • F

6-8 • 230 • Sr.  
Bartlesville, Okla.  
Bartlesville HS

Pts	Reb	Ast	Blk
17.6	5.7	1.5	1.6

Leads the team in scoring and blocked shots ... is shooting .567 from the field and .850 from the free throw line ... has scored in double figures in 25 of 26 games this season ... has scored 20-plus points 10 times ... has shot .500 or better in all but five games and .600 or better in 10 games ... WCC Player of the Month for December



### #0 • Brandon Davies • F

6-9 • 235 • Jr.  
Provo, Utah  
Provo HS

Pts	Reb	Ast	Blk
14.4	8.0	2.3	1.3

In WCC play is first in the league in scoring (18.3) and second in rebounding (9.3) ... has five double-doubles ... averaging at least one of everything (pts, reb, ast, stl, blk) ... shooting .495 from the field and .697 from the free throw line ... has scored in double figures in 14-straight games ... two-time WCC Player of the Week (Jan. 2 and Feb. 6)

## OFF THE BYU BENCH

2	Craig Cusick	G	6-2	185	Jr.	3.3	1.3	Orem, Utah (Utah)
5	Chris Collinsworth	F	6-9	235	So.	0.0	0.5	Provo, Utah (Provo HS)
12	Josh Sharp	F	6-7	185	Fr.	1.5	1.7	Highland, Utah (Utah)
13	Brock Zylstra	G	6-6	210	Jr.	8.4	4.2	La Verne, Calif. (Bonita HS)
14	Nick Martineau	G	6-0	170	Jr.	0.6	0.4	Fruit Heights, Utah (Davis HS)
21	Stephen Rogers	F	6-8	195	Jr.	7.2	1.9	Mesa, Ariz. (Mesa CC)
24	Damarcus Harrison	G	6-5	190	Fr.	3.3	1.0	Greenwood, S.C. (Christ School)
33	Nate Austin	F/C	6-10	215	Fr.	4.3	3.7	Alpine, Utah (Lone Peak HS)

### Redshirts

3	Austin Nelson	G	6-0	160	Fr.	—	—	Henderson, Nev. (Coronado HS)
15	Jaren Sweeney	G/F	6-5	190	Fr.	—	—	Mesa, Ariz. (Mountain View HS)
42	Ian Harward	F/C	6-10	215	Fr.	—	—	Orem, Utah (Orem HS)

Posted career highs of 12 points and 4 steals at Portland  
Had his right knee scoped on Dec. 13, out 6 to 12 weeks from that date  
Played 5 minutes at Portland and scored 1 point  
Had 12 points, 5 rebounds and 1 steal at Portland  
Did not play at Portland  
Did not play at Portland  
Played 5 minutes at Portland  
Had 4 points and 1 rebound at Portland

Coronado's all-time leader in scoring and assists  
Earned first-team all-state honors and helped Mountain View to a state title  
Prepped at Orem High School where he averaged 14.0 points as a senior



**BYU SERIES VS. PEPPERDINE**

Overall Series Record: BYU leads, 5-4  
 BYU Record in Provo: 3-1  
 BYU Record at Pepperdine: 2-3  
 BYU Record at Neutral Sites: N/A  
 BYU Record under Dave Rose: 3-0

12-29-44	at Pepperdine	51-56	L
12-15-49	at Pepperdine*	39-45	L
12-14-85	Pepperdine ^	73-83	L
12-13-97	Pepperdine ^	53-52	W
1-5-02	at Pepperdine(OT)	79-82	L
1-2-03	Pepperdine	84-68	W
12-15-07	Pepperdine	86-67	W
11-18-08	at Pepperdine	82-53	W
1-21-12	at Pepperdine	77-64	W

\*Los Angeles Invitational  
 ^ Cougar Classic

**COMPARING THE STATS**

Season Averages Overall	BYU	Pepperdine
Points Scored/Game	79.2	59.0
Points Allowed/Game	65.9	64.2
FG Percentage	.471	.395
FG Percentage Defense	.405	.424
3FG Percentage	.351	.329
3FG/Game	6.8	5.0
3FG Percentage Defense	.311	.344
FT Percentage	.710	.683
Rebounds/Game	39.2	35.9
Rebounds Allowed/Game	33.5	32.7
Assists/Game	17.7	12.1
Turnovers	13.3	13.7
Steals/Game	8.5	4.7
Blocks/Game	4.3	3.3

**PEPPERDINE'S PROBABLE STARTERS**

Name	Ht.	Pos.	Ppg	Rpg
Harold Hector	6-7	F	3.7	2.3
Taylor Darby	6-8	F	11.7	5.8
Corbin Moore	6-10	C	10.1	8.7
Jordan Baker	6-4	G	8.6	2.4
Caleb Willis	6-2	G	6.2	3.5

**BY THE NUMBERS**

**6** The number of double-doubles for Brandon Davies this season. His latest was an 18-point, 13-rebound effort at Portland. The six double-doubles also include BYU's first 20-20 game since 1975 when he posted 21 points and 22 rebounds vs. San Diego.

**6** The number of different players who have scored 20-plus points in a single game this season. Brandon Davies - five times including a career-best 29 at Pepperdine; Charles Abouo had 22 vs. Nevada; Noah Hartsock - 10 times with a career-high 28 vs. LMU; Brock Zylstra - three times with a career-best 26 vs. Buffalo; Anson Winder - 20 vs. Buffalo and Matt Carlino - twice with a career-high 22 vs. UC Santa Barbara.

**7** The number of 20-win seasons for BYU head coach Dave Rose, including this season. He is the only coach in BYU history to begin his career with seven-straight 20-win seasons and the only coach with a total of seven 20-win seasons. Rose also has five 25-win seasons, a program record.

**15.0** BYU's average number of steals per game over the last three games (Saint Mary's, Gonzaga and Portland). The Cougars totaled 12 steals in the first half against Gonzaga and finished with 14. The next game, BYU set a program record with 18 steals at Portland. Brandon Davies finished the game with eight steals, the second most in a single game by an individual in BYU history.

**22.3** The average number of turnovers BYU has forced over the last three games. The Cougars forced 24 turnovers against Saint Mary's, 19 against Gonzaga and 24 at Portland. BYU averaged 15.7 turnovers forced per game.

**53** The number of free throw attempts for BYU at Portland, a program record. The previous mark was 52 vs. Weber State in 1997. The Cougars hit 38 free throws at Portland, two off the record of 40 made against Weber State in 1997.

**62.7** The percentage of field goals BYU has assisted on this season (459 assists on 732 field goals). The Cougars set their season best ratio with assists on 93.1 percent of their field goals against San Francisco (27 assists on 29 field goals). The 93.1 percent mark is the third-highest ratio in program history.

**63.2** Craig Cusick's 3-point shooting percentage in conference play, first in the West Coast Conference. He hit nine of his first 10 attempts and recently hit 2 of 4 at Portland.

**107** BYU's win total the last four seasons (25 in 2008-09, 30 in 2009-10, 32 in 2010-11, 20 this season). Charles Abouo has played in all 107 of those wins to place second in program history behind Jimmer Fredette (112). Noah Hartsock is also a member of the 100-win club with 102 wins played in, behind Jackson Emery (106) and Jonathan Tavernari (103).

**164** The number of career blocks for senior Noah Hartsock, fourth all-time in program history. Hartsock had a season-best four blocks vs. Wisconsin, vs. Oregon and at Utah. Greg Kite is first with 208 blocks, Shawn Bradley is second with 177 and Russell Larson is third with 166.

**179** BYU head coach Dave Rose's win total. He is second all-time in career wins at BYU behind Stan Watts (371 victories from 1949-72), a member of the Basketball Hall of Fame.

**LAST TIME OUT: BYU AT PORTLAND**

PORTLAND, Ore. – In a road game that felt much like a home game due to the number of Cougar faithful in attendance, the BYU men's basketball team defeated the University of Portland, 79-60, on the road at the Chiles Center on Saturday night. The Cougars are now 20-6 overall — their seventh-straight 20-win season — and 8-3 in West Coast Conference play.

Five BYU players scored in double-figures in the victory. Brandon Davies led the way with 18 points and grabbed 13 boards, giving the junior his sixth double-double this season and the 10th of his career. Davies also recorded a career-high eight steals, four assists and one block. Matt Carlino contributed 13 points while Craig Cusick, Brock Zylstra and Noah Hartsock added 12 points each. Interestingly, each of Hartsock's 12 points came from the free throw line.

The Cougars came out energized and ready to play taking an early 6-0 lead over the Pilots. Much to the credit of Portland's aggressive defense the Pilots battled back to take a 10-9 lead with 14:02 remaining in the first half. With his team trailing by one, Cusick came into the game and pro-

vided an instant spark for BYU, tying his previous career-high by scoring 10 points on 4 of 6 shooting. A Cusick trey gave BYU a 21-14 lead.

The Cougars would hang onto that lead and another three-pointer, this time by Charles Abouo, extended the BYU lead to 8 with 5:28 left in the half. Still, determined to win in front of their home crowd, the Pilots would not be defeated easily as they continued to chip away at the Cougar lead. Portland would go into the half trailing by just five points.

Fouls plagued BYU in the first half as leading scorer, Hartsock, played just four minutes due to receiving two early fouls. Foul trouble continued into the second half as Abouo received two fouls in the first 1:08 of the second half, which sent the senior forward to the bench with four fouls. With 18:42 remaining, the Pilots reclaimed the lead with the score 35-34.

A young Portland line-up continued to give the Cougars their best but after spending the majority of the first half on the bench, Hartsock began to power his way to the free throw line, converting 10-for-10 free throws to give BYU a 49-43 lead nine minutes into the second half.



**2011-12 BYU QUICK FACTS****UNIVERSITY INFO**

Location: Provo, Utah 84602  
 Elevation: 4,553 feet  
 Enrollment: 32,955 (Daytime)  
 Founded: October 15, 1875  
 Owned: The Church of Jesus Christ of Latter-day Saints  
 Nickname: Cougars  
 Mascot: Cosmo  
 Colors: Blue and White  
 Arena (capacity): Marriott Center (22,700)  
 Conference: West Coast Conference  
 President: Cecil O. Samuelson (Utah, 1966)  
 Athletic Director: Tom Holmoe (BYU, 1983)  
 Athletic Website: byucougars.com  
 Tickets: 422-BYU1 or 1-800-322-BYU1

**BYU COACHING STAFF**

Head Coach: Dave Rose  
 Alma Mater (year): Houston (1983)  
 Record at School (years): 179-51 (7th year)  
 Career Division I Record (years): same  
 Basketball Office Fax: (801) 422-5965  
 Assistant Coaches (Alma Mater, year)  
     Terry Nashif (BYU, 2005)  
     Tim LaComb (Utah, 2006)  
     Mark Pope (Kentucky, 1996)  
 Dir. of Basketball Operations: Mike Hall (BYU, 2005)

**2010-11 REVIEW**

2010-11 Overall Record: 32-5  
 Conference Record/Finish: 14-2 (T-1st MWC)  
 2011 Postseason: (2-1) Lost, NCAA Regional Semifinals (New Orleans) vs. Florida, 74-83 (OT)  
 2011 Final National Ranking: 10/13

**2011-12 PREVIEW**

Lettermen Returning/Lost: 7/5  
 Newcomers: 7  
 Returning Redshirt Freshmen: 2  
 Starters Returning/Lost: 3/3  
 Returning Scoring: 38.6% (1162 of 3,012 pts)  
 Returning Rebounding: 60.0% (856 of 1,425 reb)  
 Returning Assists: 33.3% (179 of 538 ast)  
 Returning Blocks: 82.0% (123 of 150)  
 Returning Minutes: 45.2% (3,379 of 7,474)

**BYU HISTORY**

First Year of Basketball: 1903  
 Overall All-Time Record: 1660-1011 (.621)  
 Winning Seasons: 84 (last 2011)  
 Regular Season Conf. Championships: 29 (last 2011)  
 Postseason Appearances (record): 36 (26-37)  
 Total NCAA Appearances (record): 26 (14-29)  
 Last NCAA Appearance: 2011  
     Second Round: W vs. Wofford, 74-66  
     Third Round: W vs. Gonzaga, 89-67  
     Sweet 16: L vs. Florida, 74-83 (OT)  
 Total NIT Appearances (Record): 10 (12-8)  
 Last NIT Appearance: 2006  
 Result: (0-1) lost at Houston, 77-67

**1,000 AND COUNTING**

On Jan. 21, 2012, Noah Hartsock scored 20 points at Pepperdine and became the 43rd BYU player to score 1,000 career points. See where he currently ranks all-time at BYU.

37. Mark Handy (1973-77)	1,098
38. Bruce Burton (1960-1963)	1,089
<b>39. Noah Hartsock (2008-present)</b>	<b>1,076</b>

**OLD RELIABLE**

Since the seventh game of his sophomore season (2009-10), Noah Hartsock has started 92 of 93 games, including all 26 this season. The only game he did not start during that stretch was the first game of last season when he scored 21 points against Fresno State, a career high at the time. Along the way, Hartsock has climbed the rankings into BYU's top-four shot blockers and recently became the 43rd member of BYU's 1,000-point club and the fifth Cougar to play in 100 victories. He has also scored in double figures in 25 of 26 games this season.

**FRESHMEN FINDING THEIR WAY**

Several freshmen have made significant contributions this season. Some of the top performances by BYU's freshmen this season are listed below.

Name	Opponent	Stats
Anson Winder	vs. Nevada	9 points, 4 rebounds, 4 assists, 4 steals
Anson Winder	vs. Northern Arizona	3 points, 9 assists, 2 blocks, 3 steals
Anson Winder	vs. Oregon	10 points, 2 3s, 6 assists, 1 steal
Anson Winder	Gonzaga	10 points, 5 assists, 4 rebounds, 3 steals
Damarcus Harrison	Baylor	8 points, 3 boards, 1 assist, 1 block, 1 steal
Damarcus Harrison	Cal State San Marcos	8 points, 3 rebounds, 2 assists, 2 steals
Nate Austin	vs. Northern Arizona	11 points, 5 of 6 shooting, 4 rebounds
Nate Austin	vs. Oregon	9 points, 4 of 7 shooting, 6 rebounds
Nate Austin	Weber State	15 points, 7 of 8 shooting, 9 rebounds, 1 block
Nate Austin	Buffalo	7 points, 9 rebounds, 1 assist, 1 steal
Nate Austin	at Loyola Marymount	8 points, 4 of 5 shooting, 6 rebounds
Nate Austin	San Francisco	4 points, 9 rebounds, 1 assist, 1 steal
Matt Carlino	Baylor	18 points, 4 of 8 3s, 2 assists, 1 block, 1 steal
Matt Carlino	Buffalo	10 points, 11 assists, 7 rebounds, 3 steals
Matt Carlino	UC Santa Barbara	22 points, 6 assists, 1 block, 2 steals
Matt Carlino	Cal State San Marcos	19 points, 2 rebounds, 3 steals
Matt Carlino	at Saint Mary's	13 points, 6 assists, 4 rebounds
Matt Carlino	at Loyola Marymount	9 points, 7 assists, 1 steal
Matt Carlino	San Francisco	12 points, 4 assists, 2 steals
Matt Carlino	Santa Clara	21 points, 3 rebounds, 8 assists, 1 block, 1 steal
Matt Carlino	Gonzaga	18 points, 5 assists, 3 steals

**NO, I WON'T GET OUT OF YOUR WAY**

Junior forward Brandon Davies has made a habit of making the opposition pay when they drive to the basket. On the season he has taken 29 charges, including a season-best four at Utah State. He took three charges against BYU-Hawaii, at Saint Mary's and vs. Loyola Marymount and two charges three times. Nate Austin has taken his fair share of charges as well with a total of 21. He took three charges against Longwood, Buffalo and Saint Mary's and two three times.

**ALL-TIME BLOCKS LEADERS**

Noah Hartsock has established himself as one of the best shot blockers in BYU history. He is currently fourth all-time in program history.

Blocks	Seasons	GP	Blocks	Blocks/G
1. Greg Kite	1979-83	112	208	1.9
2. Shawn Bradley	1990-91	34	177	5.2
3. Russell Larson	1991-95	129	166	1.3
4. Noah Hartsock	2008-present	126	164	1.3

**CARLINO'S DEBUT**

Matt Carlino made his long awaited debut against No. 6 Baylor on Dec. 17, 2011. He totaled 18 points, four 3-pointers and two assists. Here are some of the top debuts by BYU freshmen.

Shawn Bradley	11/14/90	East Tennessee State	23 points, 14 rebounds, 5 blocks, 8-15 FGs
Mike Rose	11/21/03	Southern Utah	26 points, 8-13 3-pointers, 6 assists
Russell Larson	11/26/91	Utah State	21 points, 12 rebounds, 3 blocks, 8-10 FGs
<b>Matt Carlino</b>	<b>12/17/11</b>	<b>No. 6 Baylor</b>	<b>18 points, 4-8 3s, 2 assists, 1 block, 1 steal</b>
Danny Ainge	11/26/77	UCLA	13 points, 6 rebounds, 2 assists
Mark Bigelow	11/13/98	Wofford	12 points, 6 rebounds, 2 assists, 4-6 FGs
Devin Durrant	11/24/78	Hawaii	13 points, 5 rebounds, 3 assists, 1 block, 1 steal



**AMONG THE NATION'S BEST**

BYU men's basketball is one of the most successful programs in the nation in recent history. See below.

**Best Combined Record 09-10 and 10-11**

Team	W	L	Pct.
1. Kansas	68	6	.919
2. Duke	67	10	.870
3. Ohio State	63	11	.851
4. <i>BYU</i>	62	11	.849
5. Kentucky	64	12	.842

**Teams With 25 Wins, Last Five Seasons**

- *BYU*
- Butler
- Kansas
- Pittsburgh

**NEW HOME**

The 2011-12 season is BYU's first as a member of the West Coast Conference. The Cougars have played each member of the league at least twice all time. See below for BYU's all-time record vs. its new conference and its record under Dave Rose vs. those teams.

Opponent	All-time	Rose vs.	In 11-12
Gonzaga	2-1	2-0	1-0
LMU	2-3	2-2	1-1
Pepperdine	5-4	3-0	1-0
Portland	6-0	4-0	1-0
St. Mary's	8-4	1-2	0-2
San Diego	4-0	2-0	2-0
USF	6-5	2-0	1-0
Santa Clara	16-5	1-0	1-0
<i>Total</i>	<i>49-22</i>	<i>17-4</i>	<i>8-3</i>

**ROSTER BREAKDOWN**

Starters Returning	Pos.	Yr.	In 2010-11		
			Ppg	Rpg	Exp
Charles Abouo	G/F	Sr.	7.2	4.8	3L
Brandon Davies	F	Jr.	11.1	6.2	2L
Noah Hartsock	F	Sr.	8.6	5.9	3L

Other Returnees	Pos.	Yr.	In 2010-11		
			Ppg	Rpg	Exp
Matt Carlino**	G	Fr.	—	—	RS
Chris Collinsworth	F	So.	5.9	5.6	2L
Craig Cusick ^	G	Jr.	—	—	PS
Nick Martineau	G	Jr.	0.7	0.4	2L
Stephen Rogers	F	Jr.	4.1	2.2	1L
Anson Winder**	G	Fr.	—	—	RS
Brock Zylstra	G	Jr.	1.1	1.3	2L

\*\* Redshirted in 2010-11  
 ^ A member of the practice squad in 2010-11

Newcomers	Pos.	Yr.
Nate Austin	F/C	Fr.
Damarcus Harrison	G	Fr.
Ian Harward	F/C	Fr.
Austin Nelson	G	Fr.
Josh Sharp	F	Fr.
Jaren Sweeney	G/F	Fr.

**BYU BASKETBALL ON KSL NEWSRADIO/BYU RADIO**

(102.7 FM and 1160 AM; SiriusXM 143)

The "Voice of the Cougars" is KSL Newsradio's Greg Wrubell, in his 16th season as the play-by-play broadcaster for BYU Basketball. Joining Wrubell on the broadcasts is former Cougar letterman Mark Durrant, in his 15th year as game analyst. All game broadcasts start one hour prior to tipoff with "Cougar Pregame Live."

**Other Ways to Listen**

Fans can listen to the radio broadcasts via ksl.com and byuradio.org, and via the KSL and KSLGameCenter apps for iPhone and Android. Those in the Marriott Center can listen to home game broadcasts by tuning their portable radios to KSL's delay-free and static-free in-arena translator at 1100 AM.

**Network Affiliates**

- KMGR 95.9 FM - Manti, Utah
- KDXU 890 AM - St. George, Utah
- KSUB 590 AM - Cedar City, UT
- KTHK 105.5 FM - Blackfoot, Idaho Falls, Pocatello, Idaho

**"BYU BASKETBALL WITH HEAD COACH DAVE ROSE" ON KSL NEWSRADIO/BYU RADIO**

Dave Rose's weekly radio show is broadcast live from Legends Grille on the BYU campus, Tuesdays from 7 to 8 p.m. MST. The show will feature appearances by BYU players and coaches, and a question-and-answer segment with Coach Rose.

**"BYU BASKETBALL WITH HEAD COACH DAVE ROSE" ON KSL 5 TV**

Dave Rose's weekly television show airs Sunday evenings at 11 p.m. MST. The show will include weekly features on BYU players and coaches, and an "X's and O's" segment with Coach Rose.

**SHARING THE ROCK**

In BYU's 81-56 victory over San Francisco on Jan. 7, the Cougars had one of the best games in program history in terms of sharing the basketball. BYU hit 29 shots against the Dons and assisted on 27, including all 16 baskets in the first half and the first 18 of the game. The 27 assists on 29 made shots is a ratio of .931, the third best in a single-game in program history. The BYU record for a single game was set in 2001 against Idaho when BYU had assists on 20 of 21 baskets (.952).

**#winning**

BYU has achieved a high level of success under Dave Rose. See some of the accomplishments below.

- 7-consecutive 20-win seasons
- 5-consecutive 25-win seasons
- 2-consecutive 30-win seasons
- 114 wins from 2007 to 2011 — most wins in a four-year stretch in program history
- From the 2008-09 season to now, BYU has won 107 games and Charles Abouo has played in every victory and every game during that stretch
- Noah Hartsock has played in 102 of the 107 victories from 2008-09 to now (he missed six games in 2008-09 due to an ankle sprain and BYU was 5-1 in those games)
- Abouo (107) and Noah Hartsock (102) have joined Jimmer Fredette (112), Jackson Emery (106) and Jonathan Tavernari (103) as the only Cougars in program history to have played in 100 victories
- BYU advanced to the Sweet 16 in 2011 for the first time since 1981
- Under Rose, BYU has won four conference titles and finished second his other two years as head coach
- Rose is the only BYU coaches to win 20-plus games in each of his first seven seasons
- BYU basketball has 10 25-win seasons in its 110-year history and Rose has been the head coach of five of those teams





**BYU'S 2011-12 RECORD WHEN**

At home	11-3
On the road	6-2
On a neutral floor	3-1
On Television	19-6
On BYUtv	15-2
On ESPN2	1-1
On ESPNU	2-1
On FSN	1-0
On KCSG	0-1
On Big Ten Network	0-1
On Monday	1-0
On Tuesday	4-0
On Wednesday	3-0
On Thursday	3-2
On Friday	2-1
On Saturday	7-3
Coming off a win	14-5
Coming off a loss	6-0
Had two or more days between last game	14-3
Had only one day between last game	6-1
Playing the next day after a game	0-1
BYU scores 100 or more points	0-0
BYU scores between 90-99 points	5-0
BYU scores between 80-89 points	6-2
BYU scores between 70-79 points	8-0
BYU scores between 60-69 points	1-3
BYU scores below 60 points	0-1
Opponent scores 90 or more points	0-1
Opponent scores between 80-89 points	0-3
Opponent scores between 70-79 points	4-1
Opponent scores between 60-69 points	8-1
Opponent scores between 50-59 points	7-0
Opponent scores below 50 points	1-0
BYU leads at half	19-1
Opponent leads at half	0-5
Score tied at half	1-0
BYU leads with 5 minutes left	19-0
Opponent leads with 5 min. left	0-6
Score tied with 5 minutes left	1-0
BYU leads with 1 minute left	20-0
Opponent leads with 1 min. left	0-6
Score tied with 1 minute left	0-0
Game goes into overtime	0-0
BYU shoots 50 % or better	9-0
Opponent shoots 50 % or better	0-4
BYU outshoots opponent	17-1
Opponent outshoots BYU	3-5
Teams shoot equal from the field	0-0
BYU outrebounds opponent	17-1
Opponent outrebounds BYU	2-5
BYU and opponent tie in rebounds	1-0
vs. top-25 ranked opponent	1-3
vs. 2011 regular-season conference champions	1-3
vs. 2011 postseason teams	8-4

# PLAYERS IN DOUBLE FIGURES	11-12	CONF
One Player	0-1	0-0
Two Players	3-0	1-0
Three Players	6-4	2-3
Four Players	8-1	4-0
Five Players	2-0	1-0
Six Players	1-0	0-0

LATE FREE THROWS	5:00-2:00	2:00-0:00/OT
Charles Abouo	7-9 (.778)	8-8 (1.000)
Noah Hartsock	10-10 (1.000)	4-4 (1.00)
Brandon Davies	10-15 (.667)	3-5 (.600)
Nick Martineau	—	1-2 (.500)
Josh Sharp	2-4 (.500)	6-8 (.750)
Nate Austin	2-5 (.400)	5-8 (.625)
Damarcus Harrison	—	1-2 (.500)
Anson Winder	2-3 (.667)	7-9 (.778)
Craig Cusick	—	11-13 (.846)
Matt Carlino	4-8 (.500)	8-10 (.800)
Brock Zylstra	1-2 (.500)	4-7 (.571)
Team	38-56 (.679)	58-76 (.763)

DUNKS	11-12	CAREER
Charles Abouo	3	16
Brandon Davies	22	46
Chris Collinsworth	0	4
Noah Hartsock	4	9
Brock Zylstra	1	2
Stephen Rogers	1	2
Josh Sharp	1	1
Anson Winder	1	1
Nate Austin	3	3
Damarcus Harrison	3	3
BYU	39	
Opponents	26	

**BYU STARTING LINEUPS**

OPPONENT	(1)	(2)	(3)	(4)	(5)
at Utah State	Zylstra	Rogers	Abouo	Hartsock	Davies
BYU-Hawaii	Zylstra	Rogers	Abouo	Hartsock	Davies
Longwood	Cusick	Zylstra	Abouo	Hartsock	Davies
Prairie View A&M	Cusick	Zylstra	Abouo	Hartsock	Davies
vs. Nevada	Winder	Zylstra	Abouo	Hartsock	Davies
vs. Wisconsin	Winder	Zylstra	Abouo	Hartsock	Davies
vs. Northern Arizona	Winder	Zylstra	Abouo	Hartsock	Davies
vs. Oregon	Winder	Zylstra	Abouo	Hartsock	Davies
Weber State	Winder	Zylstra	Abouo	Hartsock	Davies
at Utah	Winder	Zylstra	Abouo	Hartsock	Davies
Baylor	Cusick	Zylstra	Abouo	Hartsock	Davies
Buffalo	Carlino	Zylstra	Abouo	Hartsock	Davies
UC Santa Barbara	Carlino	Zylstra	Abouo	Hartsock	Davies
Cal State San Marcos	Carlino	Zylstra	Abouo	Hartsock	Davies
at Saint Mary's	Carlino	Zylstra	Abouo	Hartsock	Davies
San Diego	Carlino	Zylstra	Abouo	Hartsock	Davies
at Loyola Marymount	Carlino	Zylstra	Abouo	Hartsock	Davies
San Francisco	Carlino	Zylstra	Abouo	Hartsock	Davies
Santa Clara	Carlino	Zylstra	Abouo	Hartsock	Davies
at San Diego	Carlino	Zylstra	Abouo	Hartsock	Davies
Loyola Marymount	Carlino	Zylstra	Abouo	Hartsock	Davies
at Pepperdine	Carlino	Zylstra	Abouo	Hartsock	Davies
at Virginia Tech	Carlino	Zylstra	Abouo	Hartsock	Davies
Saint Mary's	Carlino	Zylstra	Abouo	Hartsock	Davies
Gonzaga	Carlino	Winder	Abouo	Hartsock	Davies
at Portland	Carlino	Winder	Abouo	Hartsock	Davies
Pepperdine					
at San Francisco					
at Santa Clara					
Gonzaga					
Portland					

**WON-LOSS RECORDS/STARTING LINEUPS**

RECORD	(1)	(2)	(3)	(4)	(5)
2-0	Carlino	Winder	Abouo	Hartsock	Davies
1-1	Zylstra	Rogers	Abouo	Hartsock	Davies
2-1	Cusick	Zylstra	Abouo	Hartsock	Davies
5-1	Winder	Zylstra	Abouo	Hartsock	Davies
10-3	Carlino	Zylstra	Abouo	Hartsock	Davies

**FREE THROW STREAKS**

Abouo	14	12/31/11 - 1/19/12	Hartsock	8	12/3/11 - 12/7/11
Davies	11	11/22/11 - 12/10/11	Abouo	8	11/22/11 - 12/7/11
Hartsock	10	11/25/11 - 12/3/11	Hartsock	8	12/22/11 - 12/27/11
Hartsock	10	12/7/11 - 12/20/11	Winder	8	12/22/11 - 1/25/12
Hartsock	9	1/14/12 - 1/19/12	Davies	7	11/11/11 - 11/15/11
Hartsock	9	1/19/12 - 1/25/12	Davies	7	12/10/11 - 12/17/11
Hartsock	9	1/25/12 - 2/2/12	Davies	7	1/21/12
Abouo	9	12/22/11 - 12/27/11			
Davies	8	1/25/12			
Hartsock	8	11/11/11 - 11/18/11			

**MARGIN OF VICTORY**

MARGIN	WINS	LOSSES
1 point		
2 points	1	
3 points		1
4 points		
5 points		
6 points		
7 points		1
8 points	1	
9 points		
10 points	1	
11 points		
12 points		
13 points	1	
14 points	2	2
15 points	1	
16-19 points	4 (19, 17, 19, 19)	2 (17, 16)
20-24 points	2 (21, 21)	
25-29 points	3 (28, 28, 25)	
30-plus points	4 (32, 35, 36, 39)	

**STREAKS**

STREAK	11-12	OVERALL
Current won/loss streak	2 wins	same
At home	1 win	same
On the road	5 wins	same
On a neutral floor	2 wins	same
At home vs. Nonconference	3 wins	same
At home vs. WCC	1 win	same
On the road vs. Nonconference	2 wins	same
On the road vs. WCC	4 wins	same
On a neutral floor vs. Nonconference	2 wins	same
On a neutral floor vs. WCC	—	—
at regular-season tournament	1 loss	same
at WCC Tournament	—	—
at NCAA Tournament	—	1 loss
at NIT	—	2 losses
Games With a Three-Point Make	26	501

**GAMES PLAYED**

	2011-12	CAREER
Charles Abouo	26 (20-6)	132 (107-25)
Noah Hartsock	26 (20-6)	126 (102-24)
Brandon Davies	26 (20-6)	90 (77-13)
Brock Zylstra	26 (20-6)	75 (62-13)
Nick Martineau	14 (13-1)	60 (54-6)
Stephen Rogers	15 (12-3)	51 (43-8)
Chris Collinsworth	2 (1-1)	46 (36-10)
Craig Cusick	26 (20-6)	same
Josh Sharp	20 (15-5)	same
Damarcus Harrison	23 (17-6)	same
Nate Austin	26 (20-6)	same
Anson Winder	25 (20-5)	same
Matt Carlino	16 (12-4)	same

**GAMES STARTED**

	2011-12	CAREER
Noah Hartsock	26 (20-6)	92 (76-16)
Brandon Davies	26 (20-6)	53 (44-9)
Charles Abouo	26 (20-6)	52 (43-9)
Brock Zylstra	24 (18-6)	same
Matt Carlino	15 (12-3)	same
Anson Winder	8 (7-1)	same
Craig Cusick	3 (2-1)	same
Stephen Rogers	2 (1-1)	same



**2011-12 SCORING BY HALF (BYU-OPPONENT)**

	1ST HALF	(MARGIN)	FG %	2ND HALF	(MARGIN)	FG %	OT	(MARGIN)	FG %	FINAL	(MARGIN)	FG %
at Utah State	28-30	-2	50.0-47.6	34-39	-5	44.0-44.4	—	—	—	62-69	-7	46.8-45.8
BYU-Hawaii	40-17	+23	50.0-19.4	33-35	-2	47.8-40.5	—	—	—	73-52	+21	49.1-30.9
Longwood	35-29	+6	44.0-39.3	57-31	+26	63.6-42.9	—	—	—	92-60	+32	55.2-41.1
Prairie View A&M	34-25	+9	43.5-32.3	56-26	+30	67.9-26.3	—	—	—	90-51	+39	56.9-29.0
vs. Nevada	34-27	+7	46.7-34.5	42-28	+14	63.0-40.7	—	—	—	76-55	+21	54.4-37.5
vs. Wisconsin	32-34	-2	50.0-42.9	24-39	-15	36.0-60.0	—	—	—	56-73	-17	43.1-50.9
vs. Northern Arizona	44-21	+23	48.5-33.3	43-31	+12	54.5-41.4	—	—	—	87-52	+35	51.5-37.7
vs. Oregon	38-31	+7	37.8-41.7	41-34	+7	41.2-36.4	—	—	—	79-65	+14	39.4-38.6
Weber State	47-34	+13	40.9-32.4	47-32	+15	63.6-34.5	—	—	—	94-66	+28	50.6-33.3
at Utah	25-17	+8	26.9-18.2	36-25	+11	52.2-33.3	—	—	—	61-42	+19	38.8-26.9
Baylor	42-38	+4	45.7-46.4	41-48	-7	48.5-54.3	—	—	—	83-86	-3	47.1-50.8
Buffalo	47-39	+8	51.4-53.8	46-39	+7	55.2-52.8	—	—	—	93-78	+15	53.1-52.8
UC Santa Barbara	38-32	+6	48.6-50.0	51-43	+8	47.8-50.0	—	—	—	89-75	+14	48.3-50.0
Cal State San Marcos	32-23	+9	44.8-34.5	47-28	+19	54.5-38.5	—	—	—	79-51	+28	50.0-36.4
at Saint Mary's	43-53	-10	54.3-57.1	39-45	-6	42.4-53.6	—	—	—	82-98	-16	48.5-55.4
San Diego	34-24	+10	38.7-22.2	54-28	+26	60.7-23.5	—	—	—	88-52	+36	49.2-23.0
at Loyola Marymount	34-34	0	35.1-37.5	39-31	+8	53.8-31.4	—	—	—	73-65	+8	42.9-34.3
San Francisco	42-20	+22	61.5-25.8	39-36	+3	46.4-40.7	—	—	—	81-56	+25	53.7-32.8
Santa Clara	45-42	+3	53.6-51.7	50-36	+14	60.0-41.4	—	—	—	95-78	+17	56.9-46.6
at San Diego	37-29	+8	41.2-40.0	45-34	+11	50.0-41.2	—	—	—	82-63	+19	45.2-40.7
Loyola Marymount	28-34	-6	35.5-41.9	40-48	-8	41.4-45.5	—	—	—	68-82	-14	38.3-43.4
at Pepperdine	42-29	+13	50.0-35.5	35-35	0	42.1-50.0	—	—	—	77-64	+13	46.9-42.6
at Virginia Tech	29-25	+4	30.0-25.8	41-43	-2	36.1-64.0	—	—	—	70-68	+2	33.3-42.9
Saint Mary's	28-40	-12	37.0-53.6	38-40	-2	44.1-60.0	—	—	—	66-80	-14	41.0-55.8
Gonzaga	38-24	+14	44.4-26.9	45-49	-4	54.5-51.4	—	—	—	83-73	+10	49.3-41.0
at Portland	32-27	+5	38.5-45.8	47-33	+14	32.1-44.0	—	—	—	79-60	+19	35.2-44.9
Pepperdine												
at San Francisco												
at Santa Clara												
at Gonzaga												
Portland												
<b>SEASON TOTALS</b>	<b>36.5-29.9</b>	<b>+6.5</b>	<b>44.1-37.9</b>	<b>42.7-36.0</b>	<b>+6.7</b>	<b>50.3-43.1</b>	<b>—</b>	<b>—</b>	<b>—</b>	<b>79.2-65.9</b>	<b>+13.2</b>	<b>47.1-40.5</b>

**2011-12 OFFENSIVE TRENDS (BYU-OPPONENT)**

	PTS/PAINT	(MARGIN)	PTS OFF T.O.	(MARGIN)	2ND CHANCE PTS	(MARGIN)	FASTBREAK PTS	(MARGIN)	BENCH PTS	(MARGIN)	BIG RUN	BIG LEAD
at Utah State	22-20	+2	15-21	-6	7-9	-2	0-0	0	6-11	-5	5-0/11-0	4/11
BYU-Hawaii	30-22	+8	15-4	+11	11-8	+3	6-0	+6	18-13	+5	13-0/5-0	26/--
Longwood	26-12	+14	16-4	+12	25-3	+22	4-2	+2	44-16	+28	9-0/7-0	32/6
Prairie View A&M	30-24	+6	14-7	+7	12-10	+2	10-4	+6	41-19	+22	18-0/4-0	41/3
vs. Nevada	40-28	+12	22-10	+12	13-7	+6	16-2	+14	6-5	+1	16-0/9-0	24/2
vs. Wisconsin	30-24	+6	11-20	-9	12-9	+3	11-2	+9	19-23	-4	7-0/11-0	4/22
vs. Northern Arizona	28-26	+2	28-10	+18	10-2	+8	10-6	+4	27-24	+3	15-0/5-0	37/4
vs. Oregon	27-22	+5	17-9	+9	19-8	+11	6-0	+6	25-16	+9	13-0/8-0	21/8
Weber State	42-22	+20	14-9	+6	15-11	+4	10-2	+8	34-20	+14	8-0/10-0	34/3
at Utah	12-20	-8	8-2	+6	12-6	+6	2-0	+2	21-9	+12	10-0/5-0	22/4
Baylor	41-24	+17	20-26	-6	24-12	+12	11-2	+9	27-19	+8	11-0/6-0	13/9
Buffalo	28-34	-6	20-21	-1	17-9	+8	14-0	+14	31-15	+16	8-0/9-0	21/11
UC Santa Barbara	34-37	-3	18-19	-1	4-9	-5	8-3	+5	4-9	-5	9-0/7-0	15/5
Cal State San Marcos	46-24	+22	28-9	+19	12-6	+6	14-6	+8	20-17	+3	10-0/7-0	28/--
at Saint Mary's	33-32	+1	18-22	-4	18-13	+5	11-8	+3	15-13	+2	7-0/13-0	3/22
San Diego	32-14	+18	16-7	+9	9-10	-1	13-0	+13	21-29	-8	13-0/5-0	36/2
at Loyola Marymount	20-24	-4	16-20	-4	12-13	-1	0-4	-4	21-14	+7	8-0/12-0	13/8
San Francisco	21-24	-3	15-21	-6	9-2	+7	7-4	+3	19-24	-5	14-0/6-0	31/--
Santa Clara	50-30	+20	17-14	+3	9-6	+3	16-0	+16	10-9	+1	7-0/6-0	17/2
at San Diego	2-8	-6	16-15	+1	18-12	+6	0-0	0	18-17	+1	9-0/7-0	22/7
Loyola Marymount	28-18	+10	17-13	+4	7-10	-3	4-4	0	4-12	-8	6-0/11-0	4/14
at Pepperdine	30-30	0	10-8	+2	7-5	+2	7-6	+1	8-10	-2	12-0/6-0	15/9
at Virginia Tech	20-26	-6	23-6	+17	11-6	+5	6-7	-1	12-25	-13	11-0/9-0	12/6
Saint Mary's	34-32	+2	18-17	+1	14-12	+2	2-4	-2	15-22	-7	7-0/10-0	2/23
Gonzaga	44-36	+8	22-11	+11	6-8	-2	10-4	+6	12-37	-25	8-0/8-0	19/3
at Portland	24-22	+2	25-9	+16	8-9	-1	2-2	0	29-18	+11	11-0/5-0	19/4
Pepperdine												
at San Francisco												
at Santa Clara												
at Gonzaga												
Portland												
<b>SEASON TOTALS</b>	<b>774-635</b>	<b>+139</b>	<b>459-334</b>	<b>+125</b>	<b>321-215</b>	<b>+106</b>	<b>200-72</b>	<b>+128</b>	<b>507-485</b>	<b>+22</b>		
<b>TIMES LED, RECORD (W/L/T)</b>	<b>12-6/7-0/1-0</b>		<b>16-2/4-4/0-0</b>		<b>15-4/4-3/0-0</b>		<b>16-3/3-1/1-2</b>		<b>14-2/6-4/0-0</b>			





**2011-12 WCC STANDINGS (AS OF 2/5/12)**

	WCC	Pct	Overall
Saint Mary's	11-0	1.000	22-2
Gonzaga	8-2	.800	18-4
BYU	8-3	.727	20-6
Loyola Marymount	8-3	.727	15-9
San Francisco	5-6	.455	15-10
San Diego	4-7	.364	9-14
Portland	3-8	.273	6-18
Pepperdine	2-10	.167	8-15
Santa Clara	0-10	.000	8-15

**2011-12 WCC PLAYERS OF THE WEEK**

Nov. 14	Ashley Hamilton, Loyola Marymount
Nov. 21	Kevin Pangos, Gonzaga
Nov. 28	Evan Roquemore, Santa Clara
Dec. 5	Noah Hartsock, BYU
Dec. 12	Angelo Caloiaro, San Francisco
Dec. 19	Elias HARRIS, Gonzaga
Dec. 26	Kevin Pangos, Gonzaga
Jan. 2	Brandon Davies, BYU
Jan. 9	Rob Jones, Saint Mary's
Jan. 16	Matthew Dellavedova, Saint Mary's
Jan. 23	Anthony Ireland, Loyola Marymount
Jan. 30	Perris Blackwell, San Francisco
Feb. 6	Brandon Davies, BYU

**PRESEASON WCC MEDIA POLL**

School (First-place votes)	Points
1. Gonzaga University (7)	63
2. Saint Mary's College (1)	56
3. Brigham Young University (1)	52
4. University of San Francisco	42
5. Santa Clara University	35
6. Loyola Marymount University	27
7. University of Portland	25
8. Pepperdine University	13
9. University of San Diego	11

**PRESEASON ALL-WCC**

Player	School	Yr.	Pos.
Brandon Davies	BYU	Jr.	F
Matthew Dellavedova	Saint Mary's	Jr.	G
Kevin Foster	Santa Clara	RS-Jr.	G
Rashad Green	San Francisco	Sr.	G
Elias Harris	Gonzaga	Jr.	F
Rob Jones	Saint Mary's	RS-Sr.	F
Nemanja Mitrovic	Portland	Sr.	G
Robert Sacre	Gonzaga	RS-Sr.	C
Drew Viney	Loyola Marymount	RS-Sr.	F
Michael Williams	San Francisco	Jr.	G

Note: Team listed alphabetically

Click/scan to view the WCC men's basketball page on WCCsports.com



**TEAM**

WCC STATS (2/5/12)	ALL	CONF
Scoring Offense	1st	2nd
Scoring Defense	4th	5th
Scoring Margin	2nd	3rd
FT Percentage	5th	4th
FG Percentage	2nd	4th
FG Percentage Defense	1st	2nd
3FG Percentage	5th	6th
3FG Percentage Defense	2nd	2nd
3-Point FG Made/Game	3rd	6th
Rebounding Offense	1st	1st
Rebounding Defense	6th	T5th
Rebounding Margin	3rd	3rd
Blocked Shots	1st	4th
Assists	1st	1st
Steals	1st	1st
Turnover Margin	1st	2nd
Assist/Turnover Ratio	2nd	2nd
Offensive Rebounds	6th	2nd
Defensive Rebounds	1st	1st
Defensive Reb Pct	1st	2nd
Offensive Reb Pct	6th	5th

NCAA STATS (2/5/12)	RANK	ACTUAL
Won-Lost Percentage	43	76.9
Scoring Offense	15	79.2
Scoring Defense	144	65.9
Scoring Margin	16	13.2
Field-Goal Percentage	44	47.1
Field-Goal Pct Defense	64	40.5
3-Point Field Goals/Game	113	6.8
3-Point Field-Goal Pct	126	35.1
Three Pt FG Defense	51	31.1
Free-Throw Percentage	103	71.0
Rebound Margin	35	5.7
Assists Per Game	5	17.7
Assist Turnover Ratio	15	1.33
Blocked Shots Per Game	71	4.3
Steals Per Game	34	8.5
Turnovers Per Game	135	13.3
Turnover Margin	52	2.4
Personal Fouls Per Game	168	18.3

**INDIVIDUAL**

WCC (2/5/12)	TOP BYU PLAYER - ALL	TOP BYU PLAYER - CONF
Scoring	Noah Hartsock - 2nd	Brandon Davies - 1st
Rebounding	Brandon Davies - 3rd	Brandon Davies - 2nd
FG Percentage	Noah Hartsock - 2nd	Noah Hartsock - 8th
Assists	Charles Abouo - 13th	Matt Carlino - 5th
FT Percentage	Noah Hartsock - 3rd	Noah Hartsock - T3rd
Steals	Brock Zylstra - 8th	Brandon Davies - 4th
3FG Percentage	Brock Zylstra - 7th	Craig Cusick - 1st
3FG Made/Game	Brock Zylstra - 8th	Matt Carlino - T11th
Blocked Shots	Noah Hartsock - 1st	Brandon Davies - 2nd
Assist/TO Ratio	—	Matt Carlino - 2nd
Offensive Rebounds	Brandon Davies - 5th	Brandon Davies - 4th
Defensive Rebounds	Brandon Davies - 4th	Brandon Davies - 2nd
Minutes Played	Noah Hartsock - 7th	Noah Hartsock - 7th

NCAA (2/5/12)	BYU PLAYER - RANK	ACTUAL
Points Per Game	Brandon Davies - 235	14.4
Field Goal Percentage	Noah Hartsock - 26	56.7
	Brandon Davies - 86	49.5
Free Throw Percentage	Noah Hartsock - 52	85.0
Rebounds Per Game	Brandon Davies - 84	8.0
Blocked Shots Per Game	Noah Hartsock - 87	1.6
	Brandon Davies - 169	1.3
Steals Per Game	Brandon Davies - 225	1.5

Click/scan to view the NCAA Division I Men's Basketball statistics



**2011-12 NUMERICAL ROSTER**

Click/scan to view the BYU men's basketball roster on [BYUcougars.com](http://BYUcougars.com)



**PRONUNCIATION GUIDE**

CHARLES ABOUO a-BOO-oh	ANSON WINDER AN-son WINE-der
MATT CARLINO car-LEE-no	BROCK ZYLSTRA ZIL-stra
DAMARCUS HARRISON duh-MARCUS	TERRY NASHIF NASH-if
IAN HARWARD har-WORD	ROBERT RAMOS RAY-mus
NICK MARTINEAU MART-in-oh	

No.	Name	Pos.	Ht.	Wt.	Yr.	Hometown (Previous School)
0	Brandon Davies	F	6-9	235	Jr.	Provo, Utah (Provo HS)
1	Charles Abouo	G/F	6-5	215	Sr.	Abidjan, Cote d'Ivoire (Brewster Academy)
2	Craig Cusick	G	6-2	185	Jr.	Orem, Utah (Utah)
3	Austin Nelson	G	6-0	160	Fr.	Henderson, Nev. (Coronado HS)
5	Chris Collinsworth	F	6-9	235	So.	Provo, Utah (Provo HS)
10	Matt Carlino	G	6-2	175	Fr.	Scottsdale, Ariz. (Bloomington South HS)
12	Josh Sharp	F	6-7	185	Fr.	Highland, Utah (Utah)
13	Brock Zylstra	G/F	6-6	210	Jr.	La Verne, Calif. (Bonita HS)
14	Nick Martineau	G	6-0	170	Jr.	Fruit Heights, Utah (Davis HS)
15	Jaren Sweeney	G/F	6-5	190	Fr.	Mesa, Ariz. (Mountain View HS)
20	Anson Winder	G	6-3	195	Fr.	Las Vegas, Nev. (Bishop Gorman HS)
21	Stephen Rogers	F	6-8	195	Jr.	Mesa, Ariz. (Mesa CC)
24	Damarcus Harrison	G	6-5	190	Fr.	Greenwood, S.C. (Christ School)
33	Nate Austin	F/C	6-10	215	Fr.	Alpine, Utah (Lone Peak HS)
34	Noah Hartsock	F	6-8	230	Sr.	Bartlesville, Okla. (Bartlesville HS)
42	Ian Harward	F/C	6-10	215	Fr.	Orem, Utah (Orem HS)

Head Coach: Dave Rose, 7th year (Houston, 1983)  
 Assistant Coaches: Terry Nashif (BYU, 2005); Tim LaComb (Utah, 2006), Mark Pope (Kentucky, 1996)  
 Director of Basketball Operations: Mike Hall (BYU, 2005)  
 Team Trainer: Robert Ramos (BYU, 1995)

2011-12 SEASON / CAREER HIGHS				
#	PLAYER	POINTS	REBOUNDS	ASSISTS
0	DAVIES, Brandon Career:	29 at Pepperdine same	22 vs. San Diego same	6 vs. San Francisco 6 at Air Force (10-11), vs. USF (11-12)
1	ABOUO, Charles Career:	22 vs. Nevada 25 vs. Wyoming (10-11)	16 vs. Longwood same	7 vs. San Francisco, at San Diego same
2	CUSICK, Craig Career:	12 at Portland same	4, at Loyola Marymount same	8 vs. Weber State same
5	COLLINSWORTH, Chris Career:	— 15 vs. Chicago State	1 vs. BYU-Hawaii 11 at UNLV (07-08)	1 at Utah State 3 four times, last vs. Chicago State (10-11)
10	CARLINO, Matt Career:	22 vs. UC Santa Barbara same	7 vs. Buffalo, at San Diego same	11 vs. Buffalo same
12	SHARP, Josh Career:	5 vs. BYU-Hawaii, vs. PVAMU same	6 vs. BYU-Hawaii, vs. PVAMU same	3 vs. Longwood same
13	ZYLSTRA, Brock Career:	26 vs. Buffalo same	7 vs. Baylor, vs. UCSB, at USD, at Pepp.	5 vs. UC Santa Barbara same
14	MARTINEAU, Nick Career:	3 vs. Longwood 6 vs. Loyola Marymount (07-08)	3 vs. CSUSM same	2 vs. PVAMU, vs. CSUSM 4 vs. Loyola Marymount (07-08)
20	WINDER, Anson Career:	20 vs. Buffalo same	4 vs. Nevada, vs. SMC, vs. Gonzaga same	9 vs. Northern Arizona same
21	ROGERS, Stephen Career:	18 vs. PVAMU same	6 vs. Northern Arizona 8 vs. UNLV (10-11)	3 at USU, vs. Longwood, vs. NAU, vs. SCU same
24	HARRISON, Damarcus Career:	11 vs. Longwood same	3 vs. Baylor, vs. CSUSM same	2 vs. BYUH, vs. PVAMU, vs. UCSB, vs. CSUSM same
33	AUSTIN, Nate Career:	15 vs. Weber State same	9 vs. Weber State, vs. San Francisco same	2 at Saint Mary's, vs. Santa Clara same
34	HARTSOCK, Noah Career:	28 vs. Loyola Marymount same	14 vs. Gonzaga same	5 vs. BYU-Hawaii 6 vs. Eastern New Mexico (09-10)





**CAREER HIGHLIGHTS**

- 179-51 overall record for a BYU record .778 winning percentage
- With 159 victories in his first six seasons is tied for third all-time for best career starts (through six seasons) by wins in NCAA history and second in BYU history for career victories
- Four Mountain West Conference regular season titles, a BYU and MWC record
- Three-time MWC Coach of the Year (2006, 2007, 2011)
- Two-time USBWA District VIII Coach of the Year (2006, 2011)
- Honorable Mention for National Coach of the Year by Scout.com (2006)
- Five-consecutive trips to the NCAA Tournament, a BYU record
- Five-consecutive 25-win seasons, a BYU record
- Holds top two spots for wins in a season in BYU history with 32 in 2010-11 and 30 in 2009-10
- Took BYU to the Sweet 16 in 2011 for the first time since 1981
- Coached Jimmer Fredette, the 2011 Consensus National Player of the Year (received the Wooden Award, Naismith Trophy, Oscar Robertson Trophy and other national awards)
- Naismith Coach of the Year Finalist in 2011
- Finalist for the Clair Bee Award in 2010

**COACHING EXPERIENCE**

- BYU Head Coach (2005-present)
- BYU Associate Head Coach (2000-2005)
- BYU Assistant Coach (1997-2000)
- Dixie State Head Coach (1990-1997)
- Dixie State Assistant Coach (1987-1990)
- Assistant coach at Pine View High School (1986-87)
- Head coach at Millard High School (1983-86)

**SERVICE**

- NABC Game Pillar Award for Service in 2008
- 63rd recipient of the Dale Rex Memorial Award
- Honorary Chair of the Children with Cancer Christmas Foundation
- Was the first coach in the state of Utah to participate in the American Cancer Society's nationwide Coaches vs. Cancer campaign
- Lobbied before Congress for more funding for cancer research in September 2010

**EDUCATION**

- Houston (1983, B.A.)

**PLAYING CAREER**

- Played baseball and basketball at Dixie State College
- Played for Houston from 1980-83 (played in 1980-81 and 82-82, redshirted in 1981-82)
- Co-Captain on the famous "Phi-Slamma Jamma" team that featured Hakeem Olajuwon and Clyde Drexler
- Helped Houston achieve a No. 1 ranking and reach the national championship game in 1983

**MISSION**

- Manchester England (1977-79)

**PERSONAL/FAMILY**

- Wife: Cheryl
- Children: Daughter Chanell and husband Brock Reichner, son Garrett and wife Brooke, daughter Taylor
- Dave and Cheryl Rose have five grandchildren



Click/scan to view Dave Rose's profile on [BYUcougars.com](http://BYUcougars.com)



ROSE DIVISION I COACHING LEDGER							
SCHOOL	SEASON	OVERALL	PCT.	MWC/WCC	PCT.	MWC/WCC TOURNEY	NCAA/NIT
BYU	2005-06	20-9	.690	12-4	.750	0-1	0-1 NIT
BYU	2006-07	25-9	.735	13-3	.813	2-1	0-1 NCAA
BYU	2007-08	27-8	.771	14-2	.875	2-1	0-1 NCAA
BYU	2008-09	25-8	.758	12-4	.750	1-1	0-1 NCAA
BYU	2009-10	30-6	.833	13-3	.813	1-1	1-1 NCAA
BYU	2010-11	32-5	.865	14-2	.875	2-1	2-1 NCAA
BYU	2011-12	20-6	.769	8-3	.727	—	—
<b>TOTAL</b>		<b>179-51</b>	<b>.778</b>	<b>86-21</b>	<b>.802</b>	<b>8-6 (.571)</b>	<b>3-6</b>





**DAVIES NOTES**

**Last time Out**

- Posted double-double with 18 points and 13 boards while picking up a career-high 8 steals, 4 assists and 1 block at Portland

**In 2011-12**

- Has started every game, scored in double figures 21 times and in 14-straight games
- WCC Player of the Week for Feb. 6, averaging 16.5 points, 9 rebounds and 4.5 steals
- WCC Player of the Week for Jan. 2, averaging 21.0 points and 14.0 boards with two double-doubles
- Six double-doubles this season (Pts/Reb); vs. Baylor (18/13), vs. CSUSM (14/13), vs. San Diego (21/22), at LMU (15/10), at San Diego (12/12) and at Portland (18/13)
- Set career-high of 22 rebounds and added 21 points vs. San Diego
- Averages 14.4 points, 8.0 rebounds, 2.3 assists, 1.3 blocks and 1.5 steals
- 49.5 percent FG shooting and 69.7 percent FT shooting
- Named to the All-WCC Preseason team

Click/scan for Davies' bio on BYUCougars.com



**Other**

- Mother is Linda Kathleen Davies and has one brother and one sister
- Also recruited by Utah, Gonzaga, Utah State, Cal Berkeley, Washington State, Penn State and Santa Clara
- Played for Craig Drury at Provo High School where he helped lead the Bulldogs to state titles as a sophomore and junior and a second-place finish as a senior

**0 — BRANDON DAVIES**

**6-9 • 235 • Junior • Forward**  
Provo, Utah (Provo HS)

**11-12 SEASON HIGHS**

Points: 29, at Pepperdine – 1/21/12  
Points 1st half: 15, at Saint Mary's – 12/29/11  
Points 2nd half: 17, at Pepperdine – 1/21/12  
Rebounds: 22, San Diego – 12/31/11  
Assists: 6, vs. San Francisco – 1/7/12  
Steals: 8, at Portland – 2/4/12  
Blocks: 3, Weber State – 12/7/11  
FG made: 11, at Saint Mary's – 12/29/11  
FG attempts: 18, at SMC – 12/29/11, vs. SMC – 1/28/12  
3FG made: —  
3FG attempts: 1, Baylor – 12/17/11  
FT made: 15, at Pepperdine – 1/21/12  
FT attempts: 18, at Pepperdine – 1/21/12

**CAREER HIGHS**

Points: 29, at Pepperdine – 1/21/12  
Rebounds: 22, San Diego – 12/31/11  
Assists: 6, at Air Force – 02/09/11, vs. San Francisco – 1/7/12  
Steals: 8, at Portland – 2/4/12  
Blocks: 3, four times, last, Weber State – 12/7/11  
FG made: 11, at Saint Mary's – 12/29/11  
FG attempts: 18, at Saint Mary's – 12/29/11  
3FG made: —  
3FG attempts: 1, Utah – 01/30/10, Baylor – 12/17/11  
FT made: 15, at Pepperdine – 1/21/12  
FT attempts: 18, at Pepperdine – 1/21/12

**MISCELLANEOUS**

	11-12	Career
Double-Figure Pts:	21 (16-5)	47 (40-7)
20-plus Pts:	5 (4-1)	8 (7-1)
Double-Figure Reb:	6 (5-1)	10 (9-1)
Double-Doubles:	6 (5-1)	10 (9-1)
3-plus Steals:	4 (3-1)	5 (4-1)
3-plus Blocks:	1 (1-0)	4 (4-0)
3-plus 3-point FGs:	0 (0-0)	0 (0-0)
Scoring Leader:	7 (5-2)	8 (6-2)
Rebound Leader:	13 (10-3)	27 (22-5)
Assist Leader:	3 (3-0)	5 (5-0)

**2011-12 GAME-BY-GAME**

Opponent	Date	GS	Min	FG	FGA	Pct	3FG	FGA	Pct	FT	FTA	Pct	Off	Def	TR	Avg	PF	FO	A	TO	Blk	Stl	Pts	Avg	
at Utah State	11/11/11	*	24	4	10	.400	0	0	.000	5	9	.556	2	3	5	5.0	3	0	1	3	1	2	13	13.0	
BYU-HAWAII	11/15/11	*	28	10	13	.769	0	0	.000	5	6	.833	3	6	9	7.0	3	0	3	5	2	1	25	19.0	
LONGWOOD	11/18/11	*	20	1	3	.333	0	0	.000	0	0	.000	2	2	4	6.0	3	0	4	5	0	0	2	13.3	
PRAIRIE VIEW A&M	11/22/11	*	26	4	8	.500	0	0	.000	5	6	.833	3	5	8	6.5	3	0	3	4	2	1	13	13.3	
vs Nevada	11/25/11	*	25	4	8	.500	0	0	.000	2	2	1.000	0	3	3	5.8	5	1	4	0	1	0	10	12.6	
vs Wisconsin	11/26/11	*	30	4	10	.400	0	0	.000	1	1	1.000	0	4	4	5.5	2	0	1	4	0	3	9	12.0	
vs Northern Arizona	11/30/11	*	28	6	9	.667	0	0	.000	2	2	1.000	2	7	9	6.0	1	0	3	0	0	1	14	12.3	
vs Oregon	12/03/11	*	20	2	10	.200	0	0	.000	2	2	1.000	1	4	5	5.9	5	1	2	1	1	0	6	11.5	
WEBER STATE	12/07/11	*	22	5	11	.455	0	0	.000	1	1	1.000	3	6	9	6.2	4	0	0	2	3	1	11	11.4	
at Utah	12/10/11	*	25	1	4	.250	0	0	.000	1	2	.500	3	6	9	6.5	3	0	1	1	1	1	3	10.6	
BAYLOR	12/17/11	*	36	6	15	.400	0	1	.000	6	9	.667	5	8	13	7.1	3	0	1	1	1	1	18	11.3	
BUFFALO	12/20/11	*	22	1	3	.333	0	0	.000	0	2	.000	3	1	4	6.8	3	0	1	0	2	1	2	10.5	
UC SANTA BARBARA	12/22/11	*	32	7	16	.438	0	0	.000	3	3	1.000	2	4	6	6.8	2	0	1	2	0	4	17	11.0	
CS SAN MARCOS	12/27/11	*	26	7	11	.636	0	0	.000	0	0	.000	4	9	13	7.2	1	0	2	2	1	0	14	11.2	
at Saint Mary's (CA)	12/29/11	*	30	11	18	.611	0	0	.000	6	8	.750	3	4	7	7.2	4	0	0	3	1	5	28	12.3	
SAN DIEGO	12/31/11	*	35	8	13	.615	0	0	.000	5	8	.625	6	16	22	8.1	3	0	4	3	2	1	21	12.9	
at Loyola Marymount	01/05/12	*	29	6	12	.500	0	0	.000	3	5	.600	0	10	10	8.2	4	0	2	6	2	0	15	13.0	
SAN FRANCISCO	01/07/12	*	22	5	9	.556	0	0	.000	2	4	.500	2	4	6	8.1	4	0	6	2	2	1	12	12.9	
SANTA CLARA	01/14/12	*	29	9	13	.692	0	0	.000	5	7	.714	0	5	5	7.9	4	0	2	2	1	2	23	13.5	
at San Diego	01/16/12	*	32	3	9	.333	0	0	.000	6	10	.600	6	6	12	8.2	2	0	2	2	2	1	12	13.4	
LOYOLA MARYMOUNT	01/19/12	*	31	4	8	.500	0	0	.000	6	8	.750	2	7	9	8.2	5	1	2	2	2	0	14	13.4	
at Pepperdine	01/21/12	*	35	7	14	.500	0	0	.000	15	18	.833	0	6	6	8.1	3	0	4	3	2	0	29	14.1	
at Virginia Tech	01/25/12	*	24	3	9	.333	0	0	.000	11	12	.917	2	3	5	8.0	4	0	4	3	1	1	17	14.3	
SAINT MARY'S	01/28/12	*	32	6	18	.333	0	0	.000	2	4	.500	4	3	7	7.9	4	0	1	6	1	2	14	14.3	
GONZAGA	02/02/12	*	31	7	12	.583	0	0	.000	1	3	.333	2	3	5	7.8	4	0	1	4	1	1	15	14.3	
at Portland	02/04/12	*	38	7	13	.538	0	0	.000	4	10	.400	5	8	13	8.0	2	0	4	4	1	8	18	14.4	
Totals			26	732	138	279	.495	0	1	.000	99	142	.697	65	143	208	8.0	84	3	59	70	33	38	375	14.4

**CAREER STATISTICS (ALL GAMES)**

Year	GP	GS	Min	Avg	FG	FGA	Pct	3FG	FGA	Pct	FT	FTA	Pct	Off	Def	TR	Avg	PF	FO	A	TO	Blk	Stl	Pts	Avg
2009-10	35	1	474	13.5	69	128	.539	0	1	.000	50	88	.568	30	74	104	3.0	91	1	9	47	14	13	188	5.4
2010-11	29	26	721	24.9	115	219	.525	0	0	.000	93	138	.674	63	117	180	6.2	90	4	43	44	27	20	323	11.1
2011-12	26	26	732	28.2	138	279	.495	0	1	.000	99	142	.697	65	143	208	8.0	84	3	59	70	33	38	375	14.4
<b>TOTAL</b>	<b>90</b>	<b>53</b>	<b>1927</b>	<b>21.4</b>	<b>322</b>	<b>626</b>	<b>.514</b>	<b>0</b>	<b>2</b>	<b>.000</b>	<b>242</b>	<b>368</b>	<b>.658</b>	<b>158</b>	<b>334</b>	<b>492</b>	<b>5.5</b>	<b>265</b>	<b>8</b>	<b>111</b>	<b>161</b>	<b>74</b>	<b>71</b>	<b>886</b>	<b>9.8</b>

**CAREER STATISTICS (CONFERENCE GAMES)**

Year	GP	GS	Min	Avg	FG	FGA	Pct	3FG	FGA	Pct	FT	FTA	Pct	Off	Def	TR	Avg	PF	FO	A	TO	Blk	Stl	Pts	Avg
2009-10	15	0	187	12.5	29	63	.460	0	1	.000	22	41	.537	13	35	48	3.2	35	0	3	21	5	6	80	5.3
2010-11	14	14	395	28.2	54	111	.486	0	0	.000	51	74	.689	30	72	102	7.3	46	2	29	25	16	13	159	11.4
2011-12	11	11	344	31.3	73	139	.525	0	0	.000	55	85	.647	30	72	102	9.3	39	1	28	37	17	21	201	18.3
<b>TOTAL</b>	<b>40</b>	<b>25</b>	<b>926</b>	<b>23.2</b>	<b>156</b>	<b>313</b>	<b>.498</b>	<b>0</b>	<b>1</b>	<b>.000</b>	<b>128</b>	<b>200</b>	<b>.640</b>	<b>73</b>	<b>179</b>	<b>252</b>	<b>6.3</b>	<b>120</b>	<b>3</b>	<b>60</b>	<b>83</b>	<b>38</b>	<b>40</b>	<b>440</b>	<b>11.0</b>





**1 — CHARLES ABOUO**  
 6-5 • 215 • Senior • Guard/Forward  
 Abidjan, Cote d'Ivoire (Brewster Academy)

**ABOUO NOTES**

**Last time Out**

- Had 7 points, 7 rebounds, 2 steals and 1 block at Portland

**In 2011-12**

- Has started every game and scored in double figures 13 times
- Averages 10.7 points, 5.8 rebounds, 2.8 assists and 1.1 steals
- Narrowly missed double-doubles vs. Baylor (17 pts, 9 reb), at Pepperdine (15 pts, 9 reb), at Virginia Tech (9 points, 8 reb)
- Posted a double-double with 19 points on 6 of 9 shooting and a career-best 16 rebounds, 4 assists and 2 blocks vs. Longwood
- Scored a season-high 22 points, tied a career high with four 3s and added 8 boards, 4 assists and 3 steals against Nevada
- 42.3 percent FG shooting and 74.2 FT shooting

**Other**

- Parents are Ernest and Yvonne Abouo
- Played for the Utah Pump and Run AAU team with BYU players Chris Collinworth and Nick Martineau
- Also recruited by San Diego State, Wichita State, Utah State, Loyola, Montana, Tulsa and Virginia Commonwealth
- Played for the Cote d'Ivoire Senior National Team during the summers of 2009 and 2010
- Played in the 2010 World Championships in Turkey with the Cote d'Ivoire National Team.
- Helped Brewster Academy (Wolfeboro, N.H.) set a school record with a 31-4 overall record in 2007-08

Click scan for Abouo's bio on BYUcougars.com



**11-12 SEASON HIGHS**

Points: 22, vs Nevada -- 11/25/11  
 Points 1st half: 15, at Pepperdine -- 1/21/12  
 Points 2nd half: 16 vs Nevada -- 11/25/11  
 Rebounds: 16, Longwood -- 11/18/11  
 Assists: 7, vs. San Francisco -- 1/7/12, at San Diego -- 1/16/12  
 Steals: 3, BYU-Hawaii -- 11/15/11, vs. Nevada -- 11/25/11  
 Blocks: 2 Longwood -- 11/18/11  
 FG made: 8 vs. Nevada -- 11/25/11  
 FG attempts: 15, vs. Oregon -- 12/3/11  
 3FG made: 4 vs. Nevada -- 11/25/11  
 3FG attempts: 6, vs. Oregon -- 12/3/11  
 FT made: 9, UCSB -- 12/22/11  
 FT attempts: 10, San Diego -- 12/31/11

**CAREER HIGHS**

Points: 25, Wyoming -- 03/05/11  
 Rebounds: 16, Longwood -- 11/18/11  
 Assists: 7, vs. San Francisco -- 1/7/12, at San Diego -- 1/16/12  
 Steals: 3, three times, last, vs. Nevada -- 11/25/11  
 Blocks: 2, Colorado State -- 02/23/11; Longwood -- 11/18/11  
 FG made: 9, Wyoming -- 03/05/11  
 FG attempts: 15, vs. Oregon -- 12/3/11  
 3FG made: 4, at SDSU -- 02/26/11; vs Nevada -- 11-25-11  
 3FG attempts: 6, Utah State -- 11/17/10, vs. Oregon -- 12/3/11  
 FT made: 9, UCSB -- 12/22/11  
 FT attempts: 10, vs Arizona -- 12/11/10, San Diego -- 12/31/11

**MISCELLANEOUS**

	11-12	Career
Double-Figure Pts:	13 (10-3)	27 (23-4)
20-plus Pts:	1 (1-0)	4 (4-0)
Double-Figure Reb:	2 (2-0)	4 (4-0)
Double-Doubles:	1 (1-0)	2 (2-0)
3-plus Steals:	2 (2-0)	3 (3-0)
3-plus Blocks:	0 (0-0)	0 (0-0)
3-plus 3-point FGs:	3 (2-1)	5 (4-1)
Scoring Leader:	2 (2-0)	2 (2-0)
Rebound Leader:	6 (5-1)	15 (14-1)
Assist Leader:	5 (5-0)	6 (6-0)

**2011-12 GAME-BY-GAME**

Opponent	Date	GS	Min	FG	FGA	Pct	3FG	FGA	Pct	FT	FTA	Pct	Off	Def	TR	Avg	PF	FO	A	TO	Blk	Stl	Pts	Avg	
at Utah State	11/11/11	*	36	4	6	.667	3	5	.600	5	7	.714	3	3	6	6.0	4	0	3	3	0	0	16	16.0	
BYU-HAWAII	11/15/11	*	20	1	4	.250	0	0	.000	2	5	.400	0	6	6	6.0	4	0	3	4	0	3	4	10.0	
LONGWOOD	11/18/11	*	27	6	9	.667	2	3	.667	5	8	.625	5	11	16	9.3	0	0	4	1	2	0	19	13.0	
PRAIRIE VIEW A&M	11/22/11	*	24	4	6	.667	2	3	.667	3	5	.600	2	5	7	8.8	0	0	3	1	0	2	13	13.0	
vs Nevada	11/25/11	*	38	8	12	.667	4	5	.800	2	2	1.000	2	6	8	8.6	2	0	4	5	0	3	22	14.8	
vs Wisconsin	11/26/11	*	34	2	6	.333	0	2	.000	2	2	1.000	1	3	4	7.8	3	0	2	4	1	0	6	13.3	
vs Northern Arizona	11/30/11	*	14	3	8	.375	1	3	.333	2	2	1.000	0	3	3	7.1	2	0	1	2	0	1	9	12.7	
vs Oregon	12/03/11	*	31	3	15	.200	2	6	.333	0	0	.000	5	7	12	7.8	2	0	3	1	0	1	8	12.1	
WEBER STATE	12/07/11	*	23	6	10	.600	3	4	.750	0	1	.000	0	4	4	7.3	2	0	4	0	0	2	15	12.4	
at Utah	12/10/11	*	25	4	6	.667	1	2	.500	2	2	1.000	2	4	6	7.2	3	0	0	2	1	1	11	12.3	
BAYLOR	12/17/11	*	22	7	10	.700	1	4	.250	2	2	1.000	6	3	9	7.4	4	0	2	5	1	0	17	12.7	
BUFFALO	12/20/11	*	24	3	10	.300	1	3	.333	1	2	.500	2	4	6	7.3	4	0	4	4	0	2	8	12.3	
UC SANTA BARBARA	12/22/11	*	26	3	7	.429	1	1	1.000	9	9	1.000	2	4	6	7.2	4	0	2	2	0	2	16	12.6	
CS SAN MARCOS	12/27/11	*	21	1	7	.143	0	4	.000	1	4	.250	3	2	5	7.0	2	0	4	2	0	0	3	11.9	
at Saint Mary's (CA)	12/29/11	*	20	4	9	.444	1	2	.500	0	1	.000	2	2	4	6.8	4	0	0	2	0	0	9	11.7	
SAN DIEGO	12/31/11	*	30	3	8	.375	1	4	.250	8	10	.800	1	3	4	6.6	2	0	3	1	0	1	15	11.9	
at Loyola Marymount	01/05/12	*	33	3	13	.231	1	4	.250	0	0	.000	2	5	7	6.6	3	0	4	0	0	1	7	11.6	
SAN FRANCISCO	01/07/12	*	26	1	5	.200	0	1	.000	0	0	.000	0	2	2	6.4	0	0	7	0	0	2	2	11.1	
SANTA CLARA	01/14/12	*	21	3	6	.500	1	2	.500	6	6	1.000	0	1	1	6.1	4	0	3	1	0	1	13	11.2	
at San Diego	01/16/12	*	34	6	13	.462	0	3	.000	2	2	1.000	1	6	7	6.2	2	0	7	0	0	0	14	11.4	
LOYOLA MARYMOUNT	01/19/12	*	24	3	9	.333	0	4	.000	4	5	.800	1	1	2	6.0	5	1	2	3	0	2	10	11.3	
at Pepperdine	01/21/12	*	37	5	8	.625	2	4	.500	3	4	.750	2	7	9	6.1	1	0	4	1	0	0	15	11.5	
at Virginia Tech	01/25/12	*	31	3	13	.231	1	7	.143	2	2	1.000	3	5	8	6.2	2	0	2	1	0	1	9	11.3	
SAINT MARY'S	01/28/12	*	23	2	3	.667	0	0	.000	2	4	.500	2	0	2	6.0	5	1	1	1	0	1	6	11.1	
GONZAGA	02/02/12	*	19	1	4	.250	0	1	.000	2	2	1.000	0	1	1	5.8	4	0	1	1	0	0	4	10.8	
at Portland	02/04/12	*	17	1	6	.167	1	4	.250	4	6	.667	2	5	7	5.8	4	0	0	1	1	2	7	10.7	
Totals			26	680	90	213	.423	29	81	358	69	93	.742	49	103	152	5.8	72	2	73	48	6	28	278	10.7


**CAREER STATISTICS (ALL GAMES)**

Year	GP	GS	Min	Avg	FG	FGA	Pct	3FG	FGA	Pct	FT	FTA	Pct	Off	Def	TR	Avg	PF	FO	A	TO	Blk	Stl	Pts	Avg
2008-09	33	1	354	10.7	30	75	.400	9	21	.429	27	42	.643	13	49	62	1.9	33	1	13	22	3	9	96	2.9
2009-10	36	2	464	12.9	57	122	.467	11	27	.407	39	55	.709	40	70	110	3.1	56	1	31	29	9	19	164	4.6
2010-11	37	22	772	20.9	88	212	.415	24	83	.289	68	90	.756	52	127	179	4.8	83	2	30	40	11	29	268	7.2
2011-12	26	26	680	26.2	90	213	.423	29	81	.358	69	93	.742	49	103	152	5.8	72	2	73	48	6	28	278	10.7
<b>TOTAL</b>	<b>132</b>	<b>51</b>	<b>2270</b>	<b>17.2</b>	<b>265</b>	<b>622</b>	<b>.426</b>	<b>73</b>	<b>212</b>	<b>.344</b>	<b>203</b>	<b>280</b>	<b>.725</b>	<b>154</b>	<b>349</b>	<b>503</b>	<b>3.8</b>	<b>244</b>	<b>6</b>	<b>147</b>	<b>139</b>	<b>29</b>	<b>85</b>	<b>806</b>	<b>6.1</b>

**CAREER STATISTICS (CONFERENCE GAMES)**

Year	GP	GS	Min	Avg	FG	FGA	Pct	3FG	FGA	Pct	FT	FTA	Pct	Off	Def	TR	Avg	PF	FO	A	TO	Blk	Stl	Pts	Avg
2008-09	16	1	137	8.6	14	34	.412	5	10	.500	5	11	.455	4	16	20	1.3	14	0	3	7	1	2	38	2.4
2009-10	16	0	220	13.8	31	61	.508	5	13	.385	14	19	.737	21	38	59	3.7	25	0	17	10	5	10	81	5.1
2010-11	16	7	333	20.8	46	96	.479	14	36	.389	29	40	.725	19	49	68	4.3	40	0	8	13	5	15	135	8.4
2011-12	11	11	284	25.8	32	84	.381	7	29	.241	31	40	.775	13	33	46	4.2	34	2	32	11	1	10	102	9.3
<b>TOTAL</b>	<b>59</b>	<b>19</b>	<b>974</b>	<b>16.5</b>	<b>123</b>	<b>275</b>	<b>.447</b>	<b>31</b>	<b>88</b>	<b>.352</b>	<b>79</b>	<b>110</b>	<b>.718</b>	<b>57</b>	<b>136</b>	<b>193</b>	<b>3.3</b>	<b>113</b>	<b>2</b>	<b>60</b>	<b>41</b>	<b>12</b>	<b>37</b>	<b>356</b>	<b>6.0</b>





**2 — CRAIG CUSICK**  
6-2 • 185 • Junior • Guard  
Orem, Utah (Utah)

**CUSICK NOTES**

**Last time Out**

- Posted a career-high 12 points, 4 steals and 3 rebounds at Portland

**In 2011-12**

- Has played in every game of the season and started three
- Averages 3.3 points, 1.8 assists and 1.3 rebounds
- Made 12 of 19 treys (63.2 percent) in conference play
- 45.0 percent FG shooting and 44.7 percent 3-point shooting
- Scored 10 points at Utah with two 3-pointers
- Career-high 8 assists vs. Weber State and followed up with 6 at Utah
- Hit career-high 3 treys at Loyola Marymount

**Other**

- A member of the BYU practice squad in 2010-11
- Named first-team all-state by the Salt Lake Tribune as a junior and senior
- Named first-team all-state by the Deseret News as a senior and second team as a junior
- Leading scorer in 4A and 5A in 2005-06
- Averaged 22 points, 6.5 rebounds and 5 assists per game as a senior
- Orem High School's all-time leading scorer

Click/scan for Cusick's bio on [BYUcougars.com](http://BYUcougars.com)



**11-12 SEASON/CAREER HIGHS**

Points: 12, at Portland – 2/4/12  
 Points 1st half: 10, at Portland – 2/4/12  
 Points 2nd half: 9, at Loyola Marymount – 1/5/12  
 Rebounds: 4, at Loyola Marymount – 1/5/12  
 Assists: 8, Weber State – 12/7/11  
 Steals: 4, at Portland – 2/4/12  
 Blocks: —  
 FG made: 4, at Portland – 2/4/12  
 FG attempts: 9, at Portland – 2/4/12  
 3FG made: 3, at Loyola Marymount – 1/5/12  
 3FG attempts: 4, three times, last, at Portland – 2/4/12  
 FT made: 4, at Utah – 12/10/11  
 FT attempts: 6, at Pepperdine – 1/21/12

**2011-12 GAME-BY-GAME**

Opponent	Date	GS	Min	FG	FGA	Pct	3FG	FGA	Pct	FT	FTA	Pct	Off	Def	TR	Avg	PF	FO	A	TO	Blk	Stl	Pts	Avg
at Utah State	11/11/11	9	0	0	.000	0	0	.000	0	2	2	1.000	0	0	0	0	1	0	1	0	0	1	2	2.0
BYU-HAWAII	11/15/11	23	2	5	.400	1	4	.250	1	2	.500	0	3	3	1.5	1	0	0	0	0	1	6	4.0	
LONGWOOD	11/18/11	* 16	1	3	.333	1	3	.333	0	0	.000	0	2	2	1.7	3	0	1	0	0	0	3	3.7	
PRAIRIE VIEW A&M	11/22/11	* 19	1	2	.500	1	2	.500	0	0	.000	0	3	3	2.0	0	0	2	0	0	0	3	3.5	
vs Nevada	11/25/11	2	0	0	.000	0	0	.000	0	1	.000	0	0	0	1.6	0	0	0	0	0	1	0	2.8	
vs Wisconsin	11/26/11	20	1	1	1.000	0	0	.000	0	0	.000	1	0	1	1.5	3	0	4	1	0	1	2	2.7	
vs Northern Arizona	11/30/11	13	1	3	.333	0	2	.000	0	0	.000	0	1	1	1.4	0	0	2	2	0	1	2	2.6	
vs Oregon	12/03/11	3	0	0	.000	0	0	.000	0	0	.000	0	1	1	1.4	0	0	0	0	0	0	0	2.3	
WEBER STATE	12/07/11	21	0	1	.000	0	0	.000	0	0	.000	0	2	2	1.4	4	0	8	0	0	1	0	2.0	
at Utah	12/10/11	28	2	5	.400	2	4	.500	4	5	.800	0	3	3	1.6	3	0	6	2	0	0	10	2.8	
BAYLOR	12/17/11	* 18	1	3	.333	0	2	.000	0	0	.000	0	0	0	1.5	1	0	4	1	0	0	2	2.7	
BUFFALO	12/20/11	13	0	1	.000	0	1	.000	0	0	.000	0	0	0	1.3	1	0	3	1	0	0	0	2.5	
UC SANTA BARBARA	12/22/11	8	0	0	.000	0	0	.000	1	2	.500	0	0	0	1.2	0	0	0	1	0	0	1	2.4	
CS SAN MARCOS	12/27/11	15	2	3	.667	0	1	.000	1	1	1.000	0	1	1	1.2	0	0	1	1	0	1	5	2.6	
at Saint Mary's (CA)	12/29/11	15	2	2	1.000	1	1	1.000	0	0	.000	0	1	1	1.2	4	0	3	1	0	1	5	2.7	
SAN DIEGO	12/31/11	19	1	1	1.000	1	1	1.000	0	0	.000	0	1	1	1.2	0	0	3	1	0	1	3	2.8	
at Loyola Marymount	01/05/12	18	3	6	.500	3	3	1.000	0	0	.000	0	4	4	1.4	1	0	0	2	0	1	9	3.1	
SAN FRANCISCO	01/07/12	10	1	3	.333	1	2	.500	0	0	.000	0	1	1	1.3	0	0	1	1	0	0	3	3.1	
SANTA CLARA	01/14/12	19	1	1	1.000	1	1	1.000	0	0	.000	0	0	0	1.3	2	0	0	1	0	0	3	3.1	
at San Diego	01/16/12	18	3	3	1.000	2	2	1.000	0	0	.000	0	1	1	1.3	0	0	0	0	0	0	8	3.4	
LOYOLA MARYMOUNT	01/19/12	17	0	3	.000	0	2	.000	0	0	.000	0	0	0	1.2	1	0	4	1	0	2	0	3.2	
at Pepperdine	01/21/12	23	0	0	.000	0	0	.000	4	6	.667	0	2	2	1.2	1	0	2	0	0	1	4	3.2	
at Virginia Tech	01/25/12	5	0	0	.000	0	0	.000	0	0	.000	0	0	0	1.2	1	0	0	0	0	0	0	3.1	
SAINT MARY'S	01/28/12	13	1	2	.500	1	2	.500	0	0	.000	0	0	0	1.1	0	0	1	0	0	1	3	3.1	
GONZAGA	02/02/12	15	0	3	.000	0	1	.000	0	0	.000	0	3	3	1.2	1	0	2	0	0	2	0	3.0	
at Portland	02/04/12	29	4	9	.444	2	4	.500	2	4	.500	1	2	3	1.3	1	0	0	2	0	4	12	3.3	
Totals		3	409	27	60	.450	17	38	.447	15	23	.652	2	31	33	1.3	29	0	48	18	0	20	86	3.3

**MISCELLANEOUS**

	11-12	Career
Double-Figure Pts:	2 (2-0)	2 (2-0)
20-plus Pts:	0 (0-0)	0 (0-0)
Double-Figure Reb:	0 (0-0)	0 (0-0)
Double-Doubles:	0 (0-0)	0 (0-0)
3-plus Steals:	1 (1-0)	1 (1-0)
3-plus Blocks:	0 (0-0)	0 (0-0)
3-plus 3-point FGs:	1 (1-0)	1 (1-0)
Scoring Leader:	0 (0-0)	0 (0-0)
Rebound Leader:	0 (0-0)	0 (0-0)
Assist Leader:	5 (2-3)	5 (2-3)

<b>CAREER STATISTICS (ALL GAMES)</b>																									
Year	GP	GS	Min	Avg	FG	FGA	Pct	3FG	FGA	Pct	FT	FTA	Pct	Off	Def	TR	Avg	PF	FO	A	TO	Blk	Stl	Pts	Avg
2011-12	26	3	409	15.7	27	60	.450	17	38	.447	15	23	.652	2	31	33	1.3	29	0	48	18	0	20	86	3.3
<b>TOTAL</b>	<b>26</b>	<b>3</b>	<b>409</b>	<b>15.7</b>	<b>27</b>	<b>60</b>	<b>.450</b>	<b>17</b>	<b>38</b>	<b>.447</b>	<b>15</b>	<b>23</b>	<b>.652</b>	<b>2</b>	<b>31</b>	<b>33</b>	<b>1.3</b>	<b>29</b>	<b>0</b>	<b>48</b>	<b>18</b>	<b>0</b>	<b>20</b>	<b>86</b>	<b>3.3</b>

<b>CAREER STATISTICS (CONFERENCE GAMES)</b>																									
Year	GP	GS	Min	Avg	FG	FGA	Pct	3FG	FGA	Pct	FT	FTA	Pct	Off	Def	TR	Avg	PF	FO	A	TO	Blk	Stl	Pts	Avg
2011-12	11	0	196	17.8	16	33	.485	12	19	.632	6	10	.600	1	15	16	1.5	11	0	16	9	0	13	50	4.5
<b>TOTAL</b>	<b>11</b>	<b>0</b>	<b>196</b>	<b>17.8</b>	<b>16</b>	<b>33</b>	<b>.485</b>	<b>12</b>	<b>19</b>	<b>.632</b>	<b>6</b>	<b>10</b>	<b>.600</b>	<b>1</b>	<b>15</b>	<b>16</b>	<b>1.5</b>	<b>11</b>	<b>0</b>	<b>16</b>	<b>9</b>	<b>0</b>	<b>13</b>	<b>50</b>	<b>4.5</b>







**COLLINSWORTH NOTES**

**Last time Out**

- Did not play at Portland

**In 2011-12**

- Played in first two games of 2011-12 season
- Is currently out with a knee injury

**Other**

- Parents are Jeff and Alisa and has two sisters and two brothers, brother Kyle played as a freshman for BYU in 2010-11 and is currently serving a mission in Russia
- Served a mission for The Church of Jesus Christ of Latter-day Saints in Australia
- Named the 2007 Gatorade Utah Boys' Basketball Player of the Year and helped Provo win the state title with 27 points in the title game
- As a senior was first-team all-state and received Deseret News 4A and All-Valley MVP honors
- Averaged 16.6 points and 12 rebounds per game despite playing most of the season with a fracture in his right index finger
- Averaged 14.1 points, 6.5 rebounds and 3.3 assists per game to go along with 38 steals and 28 blocks as a junior

Click/scan for Collinsworth's bio on [BYUcougars.com](http://BYUcougars.com)



**5 — CHRIS COLLINSWORTH**

6-9 • 235 • Sophomore • Forward  
Provo, Utah (Provo HS)

**11-12 SEASON HIGHS**

Points: —  
Points 1st half: —  
Points 2nd half: —  
Rebounds: 1, BYU-Hawaii – 11/15/11  
Assists: 1 at Utah State – 11/11/11  
Steals: —  
Blocks: 1, BYU-Hawaii – 11/15/11  
FG made: —  
FG attempts: 1 at Utah State – 11/11/11  
3FG made: —  
3FG attempts: 1 at Utah State – 11/11/11  
FT made: —  
FT attempts: —

**CAREER HIGHS**

Points: 15, Chicago State – 11/20/10  
Rebounds: 11, at UNLV – 01/15/08  
Assists: 3, 4 times  
Steals: 2, twice, last vs. Chicago State – 11/20/10  
Blocks: 2, 3 times, last vs Colorado State – 03/13/08  
FG made: 5, Chicago State – 11/20/10  
FG attempts: 8, Chicago State – 11/20/10  
3FG made: 1, 7 times  
3FG attempts: 3, 4 times  
FT made: 7, at Weber State – 12/21/10  
FT attempts: 8, at Weber State – 12/21/10

**MISCELLANEOUS**

	11-12	Career
Double-Figure Pts:	0 (0-0)	4 (4-0)
20-plus Pts:	0 (0-0)	0 (0-0)
Double-Figure Reb:	0 (0-0)	3 (2-1)
Double-Doubles:	0 (0-0)	1 (1-0)
3-plus Steals:	0 (0-0)	0 (0-0)
3-plus Blocks:	0 (0-0)	0 (0-0)
3-plus 3-point FGs:	0 (0-0)	1 (1-0)
Scoring Leader:	0 (0-0)	0 (0-0)
Rebound Leader:	0 (0-0)	11 (8-3)
Assist Leader:	0 (0-0)	1 (0-1)

**2011-12 GAME-BY-GAME**

Opponent	Date	GS	Min	FG	FGA	Pct	3FG	FGA	Pct	FT	FTA	Pct	Off	Def	TR	Avg	PF	FO	A	TO	Blk	Stl	Pts	Avg
at Utah State	11/11/11	5	0	1	.000	0	1	.000	0	0	0	.000	0	0	0	0.0	3	0	1	2	0	0	0	0.0
BYU-HAWAII	11/15/11	7	0	1	.000	0	0	.000	0	0	0	.000	0	1	1	0.5	0	0	0	1	1	0	0	0.0
LONGWOOD	11/18/11	DNP																						
PRAIRIE VIEW A&M	11/22/11	DNP																						
vs. Nevada	11/25/11	DNP																						
vs. Wisconsin	11/26/11	DNP																						
vs. Northern Arizona	11/30/11	DNP																						
vs. Oregon	12/03/11	DNP																						
WEBER STATE	12/07/11	DNP																						
at Utah	12/10/11	DNP																						
BAYLOR	12/17/11	DNP																						
BUFFALO	12/20/11	DNP																						
UC SANTA BARBARA	12/22/11	DNP																						
CS SAN MARCOS	12/27/11	DNP																						
at Saint Mary's (CA)	12/29/11	DNP																						
SAN DIEGO	12/31/11	DNP																						
at Loyola Marymount	01/05/12	DNP																						
SAN FRANCISCO	01/07/12	DNP																						
SANTA CLARA	01/14/12	DNP																						
at San Diego	01/16/12	DNP																						
LOYOLA MARYMOUNT	01/19/12	DNP																						
at Pepperdine	01/21/12	DNP																						
at Virginia Tech	01/25/12	DNP																						
SAINT MARY'S	01/28/12	DNP																						
GONZAGA	02/02/12	DNP																						
at Portland	02/04/12	DNP																						
Totals		0	12	0	2	.000	0	1	.000	0	0	.000	0	1	1	0.5	3	0	1	3	1	0	0	0.0


**CAREER STATISTICS (ALL GAMES)**

Year	GP	GS	Min	Avg	FG	FGA	Pct	3FG	FGA	Pct	FT	FTA	Pct	Off	Def	TR	Avg	PF	FO	A	TO	Blk	Stl	Pts	Avg
2007-08	35	6	557	15.9	42	112	.375	6	33	.182	22	51	.431	47	122	169	4.8	53	0	19	32	14	9	112	3.2
2010-11	9	4	147	16.3	16	39	.410	1	8	.125	20	27	.741	16	34	50	5.6	16	1	12	8	0	4	53	5.9
2011-12	2	0	12	6.0	0	2	.000	0	1	.000	0	0	.000	0	1	1	0.5	3	0	1	3	1	0	0	0.0
<b>TOTAL</b>	<b>46</b>	<b>10</b>	<b>716</b>	<b>15.6</b>	<b>58</b>	<b>153</b>	<b>.379</b>	<b>7</b>	<b>42</b>	<b>.167</b>	<b>42</b>	<b>78</b>	<b>.538</b>	<b>63</b>	<b>157</b>	<b>220</b>	<b>4.8</b>	<b>72</b>	<b>1</b>	<b>32</b>	<b>43</b>	<b>15</b>	<b>13</b>	<b>165</b>	<b>3.6</b>

**CAREER STATISTICS (CONFERENCE GAMES)**

Year	GP	GS	Min	Avg	FG	FGA	Pct	3FG	FGA	Pct	FT	FTA	Pct	Off	Def	TR	Avg	PF	FO	A	TO	Blk	Stl	Pts	Avg
2007-08	16	1	242	15.1	20	57	.351	3	15	.200	7	20	.350	23	61	84	5.3	19	0	6	9	5	4	50	3.1
<b>TOTAL</b>	<b>16</b>	<b>1</b>	<b>242</b>	<b>15.1</b>	<b>20</b>	<b>57</b>	<b>.351</b>	<b>3</b>	<b>15</b>	<b>.200</b>	<b>7</b>	<b>20</b>	<b>.350</b>	<b>23</b>	<b>61</b>	<b>84</b>	<b>5.3</b>	<b>19</b>	<b>0</b>	<b>6</b>	<b>9</b>	<b>5</b>	<b>4</b>	<b>50</b>	<b>3.1</b>





**10 — MATT CARLINO**  
 6-2 • 175 • Freshman • Guard  
 Scottsdale, Ariz. (Bloomington South HS)

**CARLINO NOTES**

**Last time Out**

- Scored 13 points and had 4 assists, 4 rebounds, 1 block and 1 steal at Portland

**In 2011-12**

- Averaging 12.8 points, 4.4 assists, 3.3 rebounds and 1.3 steals
- Scored in double figures in 11 games
- Shooting 41.5 percent from the field and 34.6 percent from three
- Went for 18 points and 5 assists vs. No. 24 Gonzaga
- Scored 22 points and added 6 assists, 1 block and 2 steals vs. UC Santa Barbara
- Posted a double-double vs. Buffalo with 10 points and 11 assists and added 7 rebounds and 3 steals
- Totaled 22 points, 8 assists, 1 block and 1 steal vs. Santa Clara

**Other**

- Redshirted at BYU in 2010-11 after transferring from UCLA
- Father, Mark, played basketball at Arizona State and uncle Brock Brunkhorst played basketball at Arizona
- Lists former Utah Jazz great, John Stockton, and New York Yankees' closer Mariano Rivera as his sports heroes
- Led Bloomington South to a 23-1 record while averaging 13.4 points, 5.9 rebounds and 4.3 assists per game
- Led Bloomington South to the 4A State Regional Finals and a No. 1 ranking for much of the season
- Named to Indiana Junior All-Star Team and to All-Conference Indiana Team

Click/scan for Carlino's bio on BYUcougars.com



**11-12 SEASON/CAREER HIGHS**

Points: 22, UCSB – 12/22/11  
 Points 1st half: 10, UCSB – 12/22/11  
 Points 2nd half: 16, CSUSM – 12/27/11  
 Rebounds: 7, Buffalo – 12/20/11, at San Diego – 1/16/12  
 Assists: 11, Buffalo – 12/20/11  
 Steals: 3, four times, last, Gonzaga – 2/2/12  
 Blocks: 1, five times, last, at Portland – 2/4/12  
 FG made: 8, UCSB – 12/22/11  
 FG attempts: 15, three times, last, vs. SMC – 1/28/12  
 3FG made: 4, Baylor – 12/17/11  
 3FG attempts: 8, Baylor – 12/17/11, at Va. Tech – 1/25/12  
 FT made: 7, at Portland – 2/4/12  
 FT attempts: 8, at Portland – 2/4/12

**2011-12 GAME-BY-GAME**

Opponent	Date	GS	Min	FG	FGA	Pct	3FG	FGA	Pct	FT	FTA	Pct	Off	Def	TR	Avg	PF	FO	A	TO	Blk	Stl	Pts	Avg	
at Utah State	11/11/11		DNP																						
BYU-HAWAII	11/15/11		DNP																						
LONGWOOD	11/18/11		DNP																						
PRAIRIE VIEW A&M	11/22/11		DNP																						
vs. Nevada	11/25/11		DNP																						
vs. Wisconsin	11/26/11		DNP																						
vs. Northern Arizona	11/30/11		DNP																						
vs. Oregon	12/03/11		DNP																						
WEBER STATE	12/07/11		DNP																						
at Utah	12/10/11		DNP																						
BAYLOR	12/17/11	24	7	14	.500	4	8	.500	0	0	.000	0	1	1	1.0	4	0	2	4	1	1	18	18.0		
BUFFALO	12/20/11	*	29	3	9	.333	2	5	.400	2	2	1.000	1	6	7	4.0	3	0	11	5	0	3	10	14.0	
UC SANTA BARBARA	12/22/11	*	32	8	14	.571	3	5	.600	3	5	.600	0	2	2	3.3	1	0	6	3	1	2	22	16.7	
CS SAN MARCOS	12/27/11	*	21	6	7	.857	3	4	.750	4	4	1.000	0	2	2	3.0	2	0	0	2	0	3	19	17.3	
at Saint Mary's (CA)	12/29/11	*	27	5	15	.333	3	6	.500	0	0	.000	1	3	4	3.2	4	0	6	3	0	0	13	16.4	
SAN DIEGO	12/31/11	*	20	3	7	.429	2	5	.400	0	0	.000	0	6	6	3.7	5	1	3	2	1	3	8	15.0	
at Loyola Marymount	01/05/12	*	24	2	9	.222	1	7	.143	4	6	.667	1	1	2	3.4	0	0	7	1	0	1	9	14.1	
SAN FRANCISCO	01/07/12	*	31	4	6	.667	2	3	.667	2	2	1.000	0	1	1	3.1	1	0	4	2	0	2	12	13.9	
SANTA CLARA	01/14/12	*	33	7	12	.583	3	6	.500	4	6	.667	0	3	3	3.1	2	0	8	2	1	1	21	14.7	
at San Diego	01/16/12	*	25	5	9	.556	2	4	.500	2	2	1.000	1	6	7	3.5	2	0	2	4	1	0	14	14.6	
LOYOLA MARYMOUNT	01/19/12	*	30	2	10	.200	1	7	.143	0	0	.000	1	3	4	3.5	4	0	3	3	0	0	5	13.7	
at Pepperdine	01/21/12	*	20	0	4	.000	0	1	.000	0	0	.000	0	1	1	3.3	1	0	2	0	0	0	0	12.6	
at Virginia Tech	01/25/12	*	35	3	15	.200	1	8	.125	0	0	.000	1	5	6	3.5	2	0	5	1	0	0	7	12.2	
SAINT MARY'S	01/28/12	*	28	6	15	.400	0	5	.000	3	4	.750	1	2	3	3.5	5	1	3	0	0	0	15	12.4	
GONZAGA	02/02/12	*	28	7	13	.538	1	2	.500	3	4	.750	0	0	0	3.3	3	0	5	3	0	3	18	12.7	
at Portland	02/04/12	*	27	3	11	.273	0	4	.000	7	8	.875	1	3	4	3.3	2	0	4	2	1	1	13	12.8	
Totals			15	434	71	171	.415	28	81	.346	34	43	.791	8	45	53	3.3	41	2	71	37	6	20	204	12.8

**MISCELLANEOUS**


	11-12	Career
Double-Figure Pts:	11 (8-3)	11 (8-3)
20-plus Pts:	2 (2-0)	2 (2-0)
Double-Figure Reb:	0 (0-0)	0 (0-0)
Double-Doubles:	1 (1-0)	1 (1-0)
3-plus Steals:	4 (4-0)	4 (4-0)
3-plus Blocks:	0 (0-0)	0 (0-0)
3-plus 3-point FGs:	5 (3-2)	5 (3-2)
Scoring Leader:	3 (1-2)	3 (1-2)
Rebound Leader:	0 (0-0)	0 (0-0)
Assist Leader:	9 (7-2)	9 (7-2)

CAREER STATISTICS (ALL GAMES)																									
Year	GP	GS	Min	Avg	FG	FGA	Pct	3FG	FGA	Pct	FT	FTA	Pct	Off	Def	TR	Avg	PF	FO	A	TO	Blk	Stl	Pts	Avg
2011-12	16	15	434	27.1	71	171	.415	28	81	.346	34	43	.791	8	45	53	3.3	41	2	71	37	6	20	204	12.8
TOTAL	16	15	434	27.1	71	171	.415	28	81	.346	34	43	.791	8	45	53	3.3	41	2	71	37	6	20	204	12.8

CAREER STATISTICS (CONFERENCE GAMES)																									
Year	GP	GS	Min	Avg	FG	FGA	Pct	3FG	FGA	Pct	FT	FTA	Pct	Off	Def	TR	Avg	PF	FO	A	TO	Blk	Stl	Pts	Avg
2011-12	11	11	293	26.6	44	112	.393	15	51	.294	25	32	.781	6	29	35	3.2	29	2	47	22	4	11	128	11.6
TOTAL	11	11	293	26.6	44	112	.393	15	51	.294	25	32	.781	6	29	35	3.2	29	2	47	22	4	11	128	11.6





**12 — JOSH SHARP**  
 6-7 • 185 • Freshman • Forward  
 Highland, Utah (Utah)

**SHARP NOTES**

**Last time Out**

- Played 5 minutes and scored 1 point at Portland

**In 2011-12**

- Has played in 20 of 26 games this year
- Has had at least 1 offensive rebound in nine games
- Averages 1.5 points and 1.7 rebounds
- Knocked down first career 3-pointer vs. Prairie View A&M
- 47.4 percent FG shooting

**Other**

- Parents are Joe and Debbie Sharp
- Served a mission for The Church of Jesus Christ of Latter-day Saints in Houston
- Played for Quincy Lewis at Lone Peak High School
- Helped the Knights to back-to-back state titles in 2007-08
- Named first-team all-state by the Deseret News and Salt Lake Tribune
- A team captain as a senior
- Averaged 13.5 points and 6.3 rebounds as a senior
- Redshirted the 2008-09 season at Utah

Click/scan for Sharp's bio on BYUcougars.com



**11-12 SEASON/CAREER HIGHS**

Points: 5, BYU-Hawaii -- 11/15/11  
 Points 1st half: 4, Buffalo -- 12/20/11  
 Points 2nd half: 5, BYU-Hawaii -- 11/15/11, PVAMU -- 11/22/11  
 Rebounds: 6, BYU-Hawaii -- 11/15/11; PVAMU -- 11/22/11  
 Assists: 3, Longwood -- 11/18/11  
 Steals: 1, three times, last, San Diego -- 12/31/11  
 Blocks: 1, vs. San Francisco -- 1/7/12, San Diego -- 12/31/11  
 FG made: 2, three times, last, Buffalo -- 12/20/11  
 FG attempts: 4, at Utah State -- 11/11/11  
 3FG made: 1, Prairie View A&M -- 11/22/11  
 3FG attempts: 1, four times, last, CSUSM -- 1/27/11  
 FT made: 2, three times, last, Santa Clara -- 1/14/12  
 FT attempts: 4, CSUSM -- 12/27/11

**MISCELLANEOUS**

	11-12	Career
Double-Figure Pts:	0 (0-0)	0 (0-0)
20-plus Pts:	0 (0-0)	0 (0-0)
Double-Figure Reb:	0 (0-0)	0 (0-0)
Double-Doubles:	0 (0-0)	0 (0-0)
3-plus Steals:	0 (0-0)	0 (0-0)
3-plus Blocks:	0 (0-0)	0 (0-0)
3-plus 3-point FGs:	0 (0-0)	0 (0-0)
Scoring Leader:	0 (0-0)	0 (0-0)
Rebound Leader:	0 (0-0)	0 (0-0)
Assist Leader:	0 (0-0)	0 (0-0)

**2011-12 GAME-BY-GAME**

Opponent	Date	GS	Min	FG	FGA	Pct	3FG	FGA	Pct	FT	FTA	Pct	Off	Def	TR	Avg	PF	FO	A	TO	Blk	Stl	Pts	Avg	
at Utah State	11/11/11	15	1	4	.250	0	0	.000	0	0	.000	0	0	0	0	0	0	0	0	0	0	0	2	2.0	
BYU-HAWAII	11/15/11	12	2	3	.667	0	0	.000	1	3	.333	2	4	6	5.0	2	0	1	0	0	0	1	5	3.5	
LONGWOOD	11/18/11	17	0	1	.000	0	0	.000	1	2	.500	1	3	4	4.7	3	0	3	1	0	0	0	1	2.7	
PRAIRIE VIEW A&M	11/22/11	22	2	2	1.000	1	1	1.000	0	0	.000	1	5	6	5.0	2	0	1	1	0	0	0	5	3.3	
vs Nevada	11/25/11	10	0	0	.000	0	0	.000	0	0	.000	0	1	1	4.2	1	0	0	2	0	0	0	0	2.6	
vs Wisconsin	11/26/11	1	0	0	.000	0	0	.000	0	0	.000	1	0	1	3.7	0	0	0	0	0	0	0	0	2.2	
vs Northern Arizona	11/30/11	16	1	2	.500	0	1	.000	0	0	.000	1	0	1	3.3	3	0	2	3	0	0	0	2	2.1	
vs Oregon	12/03/11	2	0	0	.000	0	0	.000	0	0	.000	0	0	0	2.9	1	0	0	1	0	0	0	0	1.9	
WEBER STATE	12/07/11	3	0	0	.000	0	0	.000	0	0	.000	0	0	0	2.6	0	0	0	1	0	0	0	0	1.7	
at Utah	12/10/11																								
BAYLOR	12/17/11																								
BUFFALO	12/20/11	14	2	3	.667	0	1	.000	0	0	.000	0	0	0	2.3	0	0	1	0	0	0	0	4	1.9	
UC SANTA BARBARA	12/22/11	3	0	0	.000	0	0	.000	0	0	.000	0	0	0	2.1	0	0	0	0	0	0	0	0	1.7	
CS SAN MARCOS	12/27/11	15	1	3	.333	0	1	.000	2	4	.500	2	2	4	2.3	0	0	1	1	0	1	1	4	1.9	
at Saint Mary's (CA)	12/29/11	1	0	0	.000	0	0	.000	2	2	1.000	1	0	1	2.2	0	0	0	0	0	0	0	2	1.9	
SAN DIEGO	12/31/11	5	0	0	.000	0	0	.000	0	0	.000	1	1	2	2.1	0	0	1	1	1	1	1	0	1.8	
at Loyola Marymount	01/05/12																								
SAN FRANCISCO	01/07/12	11	0	1	.000	0	0	.000	1	2	.500	0	0	0	2.0	1	0	0	0	0	1	0	1	1.7	
SANTA CLARA	01/14/12	2	0	0	.000	0	0	.000	2	2	1.000	0	1	1	1.9	0	0	0	0	0	0	0	2	1.8	
at San Diego	01/16/12	6	0	0	.000	0	0	.000	1	2	.500	0	0	0	1.8	1	0	0	0	0	0	0	1	1.7	
LOYOLA MARYMOUNT	01/19/12	2	0	0	.000	0	0	.000	0	0	.000	0	1	1	1.8	0	0	0	1	0	0	0	0	1.6	
at Pepperdine	01/21/12																								
at Virginia Tech	01/25/12																								
SAINT MARY'S	01/28/12	1	0	0	.000	0	0	.000	0	0	.000	1	0	1	1.7	0	0	0	0	0	0	0	0	1.5	
GONZAGA	02/02/12																								
at Portland	02/04/12	5	0	0	.000	0	0	.000	1	2	.500	0	0	0	1.7	0	0	0	0	0	0	0	1	1.5	
Totals			0	163	9	19	.474	1	4	.250	11	19	.579	13	20	33	1.7	16	0	10	12	2	3	30	1.5

CAREER STATISTICS (ALL GAMES)																									
Year	GP	GS	Min	Avg	FG	FGA	Pct	3FG	FGA	Pct	FT	FTA	Pct	Off	Def	TR	Avg	PF	FO	A	TO	Blk	Stl	Pts	Avg
2011-12	20	0	163	8.2	9	19	.474	1	4	.250	11	19	.579	13	20	33	1.7	16	0	10	12	2	3	30	1.5
<b>TOTAL</b>	<b>20</b>	<b>0</b>	<b>163</b>	<b>8.2</b>	<b>9</b>	<b>19</b>	<b>.474</b>	<b>1</b>	<b>4</b>	<b>.250</b>	<b>11</b>	<b>19</b>	<b>.579</b>	<b>13</b>	<b>20</b>	<b>33</b>	<b>1.7</b>	<b>16</b>	<b>0</b>	<b>10</b>	<b>12</b>	<b>2</b>	<b>3</b>	<b>30</b>	<b>1.5</b>

CAREER STATISTICS (CONFERENCE GAMES)																									
Year	GP	GS	Min	Avg	FG	FGA	Pct	3FG	FGA	Pct	FT	FTA	Pct	Off	Def	TR	Avg	PF	FO	A	TO	Blk	Stl	Pts	Avg
2011-12	8	0	33	4.1	0	1	.000	0	0	.000	7	10	.700	3	3	6	0.8	2	0	1	2	2	1	7	0.9
<b>TOTAL</b>	<b>8</b>	<b>0</b>	<b>33</b>	<b>4.1</b>	<b>0</b>	<b>1</b>	<b>.000</b>	<b>0</b>	<b>0</b>	<b>.000</b>	<b>7</b>	<b>10</b>	<b>.700</b>	<b>3</b>	<b>3</b>	<b>6</b>	<b>0.8</b>	<b>2</b>	<b>0</b>	<b>1</b>	<b>2</b>	<b>2</b>	<b>1</b>	<b>7</b>	<b>0.9</b>





**13 — BROCK ZYLSTRA**  
 6-6 • 210 • Junior • Guard  
 La Verne, Calif. (Bonita HS)

**ZYLSTRA NOTES**

**Last time Out**

- Scored 12 points and had 5 boards and 1 steal at Portland

**In 2011-12**

- Played in every game and started all but 2
- Shot a perfect 8 of 8 from the field and made 6 treys vs. San Francisco. The six consecutive threes made ties a BYU record for consecutive 3-pointers in a single game (Jonathan Tavernari 2007, Nate Call 1991)
- Scored a career-high 26 points against Buffalo to go with 4 assists and 4 steals
- Averages 8.4 points, 4.2 rebounds, 2.1 assists and 1.3 steals
- Has at least 1 steal in 21 games
- 46.6 percent FG shooting and 39.0 percent 3-point FG shooting

**Other**

- Parents are Dave and Maxine Zylstra
- Wife's name is Sarah and they have a daughter, Sophia
- Served a mission for The Church of Jesus Christ of Latter-day Saints in New Zealand
- Recruited by Yale, Harvard, UC Davis, UC Irvine, UC Santa Barbara and Dartmouth
- Averaged 22 points, 12 rebounds, three steals and one block per game as a senior at Bonita HS

Click/scan for Zylstra's bio on [BYUcougars.com](http://BYUcougars.com)



**11-12 SEASON HIGHS**

Points: 26, Buffalo -- 12/20/11  
 Points 1st half: 15, vs. Northern Arizona -- 11/30/11  
 Points 2nd half: 14, at San Diego -- 1/16/12  
 Rebounds: 7, four times, last, at Pepperdine -- 1/21/12  
 Assists: 5, UCSB -- 12/22/11  
 Steals: 4, Buffalo -- 12/20/11  
 Blocks: 1, Weber State -- 12/7/11, UCSB, 12/22/11  
 FG made: 9, Buffalo -- 12/20/11  
 FG attempts: 16, Buffalo -- 12/20/11  
 3FG made: 6, vs. San Francisco -- 1/7/12  
 3FG attempts: 10, Buffalo -- 12/20/11  
 FT made: 4, Buffalo -- 12/20/11  
 FT attempts: 4, Buffalo -- 12/20/11, UCSB -- 12/22/11

**CAREER HIGHS**

Points: 26, Buffalo -- 12/20/11  
 Rebounds: 7, four times, last, at Pepperdine -- 1/21/12  
 Assists: 5, UCSB -- 12/22/11  
 Steals: 4, Buffalo -- 12/20/11  
 Blocks: 1, three times, last, UCSB -- 12/22/11  
 FG made: 9, Buffalo -- 12/20/11  
 FG attempts: 16, Buffalo -- 12/20/11  
 3FG made: 6, vs. San Francisco -- 1/7/12  
 3FG attempts: 10, Buffalo -- 12/20/11  
 FT made: 4, Buffalo -- 12/20/11  
 FT attempts: 4, four times, last, San Diego -- 12/31/11

**MISCELLANEOUS**

	11-12	Career
Double-Figure Pts:	6 (6-0)	7 (7-0)
20-plus Pts:	4 (4-0)	4 (4-0)
Double-Figure Reb:	0 (0-0)	0 (0-0)
Double-Doubles:	0 (0-0)	0 (0-0)
3-plus Steals:	3 (2-1)	3 (2-1)
3-plus Blocks:	0 (0-0)	0 (0-0)
3-plus 3-point FGs:	5 (5-0)	6 (6-0)
Scoring Leader:	4 (4-0)	4 (4-0)
Rebound Leader:	1 (1-0)	1 (1-0)
Assist Leader:	0 (0-0)	0 (0-0)

**2011-12 GAME-BY-GAME**

Opponent	Date	GS	Min	FG	FGA	Pct	3FG	FGA	Pct	FT	FTA	Pct	Off	Def	TR	Avg	PF	FO	A	TO	Blk	Stl	Pts	Avg	
at Utah State	11/11/11	*	31	1	4	.250	0	3	.000	0	0	.000	0	3	3	3.0	3	0	1	5	0	1	2	2.0	
BYU-HAWAII	11/15/11	*	32	3	9	.333	1	4	.250	0	0	.000	3	3	6	4.5	2	0	1	5	0	1	7	4.5	
LONGWOOD	11/18/11	*	18	2	5	.400	2	3	.667	0	0	.000	1	0	1	3.3	1	0	1	0	0	1	6	5.0	
PRAIRIE VIEW A&M	11/22/11	*	14	2	4	.500	2	4	.500	2	2	1.000	1	3	4	3.5	3	0	1	2	0	1	8	5.8	
vs Nevada	11/25/11	*	30	3	7	.429	2	5	.400	0	0	.000	1	1	2	3.2	1	0	2	0	0	1	8	6.2	
vs Wisconsin	11/26/11	*	22	2	7	.286	0	4	.000	0	0	.000	1	4	5	3.5	1	0	0	0	0	1	4	5.8	
vs Northern Arizona	11/30/11	*	26	8	10	.800	5	6	.833	2	2	1.000	1	2	3	3.4	3	0	1	1	0	1	23	8.3	
vs Oregon	12/03/11	*	26	2	6	.333	1	4	.250	2	3	.667	0	0	0	3.0	1	0	3	0	0	2	7	8.1	
WEBER STATE	12/07/11	*	27	6	11	.545	3	5	.600	0	0	.000	0	6	6	3.3	1	0	2	0	1	1	15	8.9	
at Utah	12/10/11	*	28	2	6	.333	2	5	.400	0	0	.000	1	1	2	3.2	1	0	4	1	0	0	6	8.6	
BAYLOR	12/17/11	*	38	1	4	.250	1	2	.500	1	2	.500	0	7	7	3.5	1	0	3	3	0	1	4	8.2	
BUFFALO	12/20/11	*	36	9	16	.563	4	10	.400	4	4	1.000	0	2	2	3.4	1	0	4	2	0	4	26	9.7	
UC SANTA BARBARA	12/22/11	*	32	3	5	.600	2	4	.500	1	4	.250	1	6	7	3.7	3	0	5	4	1	1	9	9.6	
CS SAN MARCOS	12/27/11	*	21	1	2	.500	1	2	.500	0	0	.000	1	3	4	3.7	0	0	2	1	0	2	3	9.1	
at Saint Mary's (CA)	12/29/11	*	32	2	3	.667	0	1	.000	0	1	.000	1	1	2	3.6	4	0	3	1	0	0	4	8.8	
SAN DIEGO	12/31/11	*	28	2	6	.333	1	5	.200	3	4	.750	1	5	6	3.8	2	0	3	1	0	0	8	8.8	
at Loyola Marymount	01/05/12	*	29	0	1	.000	0	1	.000	0	0	.000	1	4	5	3.8	4	0	3	2	0	0	0	8.2	
SAN FRANCISCO	01/07/12	*	25	8	8	1.000	6	6	1.000	0	0	.000	0	6	6	3.9	2	0	3	3	0	1	22	9.0	
SANTA CLARA	01/14/12	*	29	3	6	.500	1	3	.333	0	0	.000	0	4	4	3.9	2	0	2	1	0	1	7	8.9	
at San Diego	01/16/12	*	33	6	11	.545	5	8	.625	0	0	.000	0	7	7	4.1	0	0	1	2	0	3	17	9.3	
LOYOLA MARYMOUNT	01/19/12	*	35	2	7	.286	1	5	.200	2	4	.500	3	3	6	4.2	3	0	0	1	0	2	7	9.2	
at Pepperdine	01/21/12	*	36	1	6	.167	0	4	.000	3	5	.600	2	5	7	4.3	1	0	1	1	0	2	5	9.0	
at Virginia Tech	01/25/12	*	27	1	5	.200	1	5	.200	0	0	.000	0	0	0	4.1	4	0	2	0	0	0	3	8.7	
SAINT MARY'S	01/28/12	*	28	0	5	.000	0	4	.000	1	2	.500	3	1	4	4.1	1	0	3	2	1	3	1	8.4	
GONZAGA	02/02/12	*	25	2	3	.667	0	1	.000	0	0	.000	0	4	4	4.1	2	0	1	1	0	2	4	8.2	
at Portland	02/04/12	*	28	3	5	.600	0	2	.000	6	9	.667	2	3	5	4.2	3	0	0	1	0	1	12	8.4	
Totals			24	736	75	161	.466	41	105	.390	27	42	.643	24	84	108	4.2	50	0	54	40	3	33	218	8.4

CAREER STATISTICS (ALL GAMES)																									
Year	GP	GS	Min	Avg	FG	FGA	Pct	3FG	FGA	Pct	FT	FTA	Pct	Off	Def	TR	Avg	PF	FO	A	TO	Blk	Stl	Pts	Avg
2009-10	20	0	63	3.2	7	18	.389	0	3	.000	5	8	.625	2	11	13	0.7	4	0	2	4	1	1	19	1.0
2010-11	29	0	150	5.2	10	32	.313	6	22	.273	7	12	.583	5	19	24	0.8	13	0	9	4	0	8	33	1.1
2011-12	26	24	736	28.3	75	161	.466	41	105	.390	27	42	.643	24	84	108	4.2	50	0	54	40	3	33	218	8.4
<b>TOTAL</b>	<b>75</b>	<b>24</b>	<b>949</b>	<b>12.7</b>	<b>92</b>	<b>211</b>	<b>.436</b>	<b>47</b>	<b>130</b>	<b>.362</b>	<b>39</b>	<b>62</b>	<b>.629</b>	<b>31</b>	<b>114</b>	<b>145</b>	<b>1.9</b>	<b>67</b>	<b>0</b>	<b>65</b>	<b>48</b>	<b>4</b>	<b>42</b>	<b>270</b>	<b>3.6</b>

CAREER STATISTICS (CONFERENCE GAMES)																									
Year	GP	GS	Min	Avg	FG	FGA	Pct	3FG	FGA	Pct	FT	FTA	Pct	Off	Def	TR	Avg	PF	FO	A	TO	Blk	Stl	Pts	Avg
2009-10	8	0	24	3.0	3	7	.429	0	1	.000	2	4	.500	1	1	2	0.3	2	0	1	2	0	0	8	1.0
2010-11	11	0	40	3.6	2	7	.286	0	3	.000	3	7	.429	2	5	7	0.6	4	0	2	0	0	2	7	0.6
2011-12	11	9	328	29.8	29	60	.483	14	39	.359	15	25	.600	13	43	56	5.1	24	0	20	16	1	15	87	7.9
<b>TOTAL</b>	<b>30</b>	<b>9</b>	<b>392</b>	<b>13.1</b>	<b>34</b>	<b>74</b>	<b>.459</b>	<b>14</b>	<b>43</b>	<b>.326</b>	<b>20</b>	<b>36</b>	<b>.556</b>	<b>16</b>	<b>49</b>	<b>65</b>	<b>2.2</b>	<b>30</b>	<b>0</b>	<b>23</b>	<b>18</b>	<b>1</b>	<b>17</b>	<b>102</b>	<b>3.4</b>







**14 — NICK MARTINEAU**  
**6-0 • 170 • Junior • Guard**  
**Fruit Heights, Utah (Davis HS)**

**MARTINEAU NOTES**

**Last time Out**

- Did not play at Portland

**In 2011-12**

- Had 3 rebounds, 2 assists and 1 steal vs. CSUSM
- Played 7 minutes vs. Prairie View A&M and tallied 2 rebounds, 2 assists and 1 steal
- Played 2 minutes vs. BYU-Hawaii and scored 1 point (1-2 FT)
- Made one 3-pointer vs. Longwood and vs. San Diego

**Other**

- Parents are Chris and Sherrie and has three brothers and one sister
- Wife's name is Karli
- Served a mission for The Church of Jesus Christ of Latter-day Saints in Chile
- Also garnered recruiting attention as a wide receiver in football
- Also recruited by Southern Utah, Penn, Columbia, Princeton, Stanford, Air Force, Utah State and Utah
- Averaged 15 points and six assists per game at Davis High School, earning first-team all-state honors as a senior
- Named Salt Lake Tribune second-team all-state and Deseret News third-team all-state his junior season
- Earned first-team all-state accolades as a wide receiver in football
- Honored by the National Football Foundation Hall of Fame

Click/scan for Martineau's bio on BYUcougars.com



**11-12 SEASON HIGHS**

Points: 3, Longwood – 11/18/11, San Diego – 12/31/11  
 Points 1st half: —  
 Points 2nd half: 3, Longwood – 11/18/11, San Diego – 12/31/11  
 Rebounds: — 3, CSUSM – 12/27/11  
 Assists: — 2, Prairie View A&M – 11/22/11, CSUSM – 12/27/11  
 Steals: — 1, Prairie View A&M – 11/22/11, CSUSM – 12/27/11  
 Blocks: —  
 FG made: — 1, three times, last, San Diego – 12/31/11  
 FG attempts: — 2, CSUSM – 12/27/11  
 3FG made: — 1, Longwood – 11/18/11, San Diego – 12/31/11  
 3FG attempts: — 1, three times, last, San Diego – 12/31/11  
 FT made: 1, BYU-Hawaii – 11/15/11  
 FT attempts: 2, BYU-Hawaii – 11/15/11

**CAREER HIGHS**

Points: 6, Loyola Marymount – 01/03/08  
 Rebounds: 3, CSUSM – 12/27/11  
 Assists: 4, Loyola Marymount – 01/03/08  
 Steals: 2, Chicago State – 11/20/10  
 Blocks: --  
 FG made: 2, Mississippi Valley – 11/23/10  
 FG attempts: 3, twice, last vs Hawaii – 12/04/10  
 3FG made: 1, 6 times, last, San Diego – 12/31/11  
 3FG attempts: 2, 3 times, last vs Fresno Pacific – 01/01/11  
 FT made: 4, Loyola Marymount – 01/03/08  
 FT attempts: 4, Loyola Marymount – 01/03/08

**MISCELLANEOUS**

	11-12	Career
Double-Figure Pts:	0 (0-0)	0 (0-0)
20-plus Pts:	0 (0-0)	0 (0-0)
Double-Figure Reb:	0 (0-0)	0 (0-0)
Double-Doubles:	0 (0-0)	0 (0-0)
3-plus Steals:	0 (0-0)	0 (0-0)
3-plus Blocks:	0 (0-0)	0 (0-0)
3-plus 3-point FGs:	0 (0-0)	0 (0-0)
Scoring Leader:	0 (0-0)	0 (0-0)
Rebound Leader:	0 (0-0)	0 (0-0)
Assist Leader:	0 (0-0)	0 (0-0)

**2011-12 GAME-BY-GAME**

Opponent	Date	GS	Min	FG FGA	Pct	3FG FGA	Pct	FT FTA	Pct	Off	Def	TR	Avg	PF	FO	A	TO	Blk	Stl	Pts	Avg			
at Utah State	11/11/11		DNP																					
BYU-HAWAII	11/15/11	2	0	0	.000	0	0	.000	1	2	.500	0	0	0	0.0	0	0	0	0	1	1.0			
LONGWOOD	11/18/11	3	1	1	1.000	1	1	1.000	0	0	.000	0	0	0	0.0	0	0	0	0	3	2.0			
PRAIRIE VIEW A&M	11/22/11	7	0	0	.000	0	0	.000	0	0	.000	0	2	2	0.7	0	2	0	1	0	1.3			
vs Nevada	11/25/11	1	0	1	.000	0	0	.000	0	0	.000	0	0	0	0.5	0	0	0	0	0	1.0			
vs Wisconsin	11/26/11	1	0	0	.000	0	0	.000	0	0	.000	0	0	0	0.4	0	0	0	0	0	0.8			
vs Northern Arizona	11/30/11	5	0	1	.000	0	0	.000	0	0	.000	0	0	0	0.3	0	1	1	0	0	0.7			
vs. Oregon	12/3/11		DNP																					
WEBER STATE	12/07/11	5	1	1	1.000	0	0	.000	0	0	.000	0	0	0	0.3	0	0	1	1	0	2	0.9		
at Utah	12/10/11	1	0	0	.000	0	0	.000	0	0	.000	0	1	1	0.4	0	0	0	0	0	0.8			
BAYLOR	12/17/11		DNP																					
BUFFALO	12/20/11	1	0	1	.000	0	0	.000	0	0	.000	0	0	0	0.3	0	0	0	0	0	0.7			
UC SANTA BARBARA	12/22/11	1	0	0	.000	0	0	.000	0	0	.000	0	0	0	0.3	0	0	0	0	0	0.6			
CS SAN MARCOS	12/27/11	5	0	2	.000	0	1	.000	0	0	.000	1	2	3	0.5	1	0	2	1	0	0.5			
at Saint Mary's (CA)	12/29/11		DNP																					
SAN DIEGO	12/31/11	5	1	1	1.000	1	1	1.000	0	0	.000	0	0	0	0.5	0	0	0	0	3	0.8			
at Loyola Marymount	01/05/12		DNP																					
SAN FRANCISCO	01/07/12	3	0	1	.000	0	0	.000	0	0	.000	0	0	0	0.5	0	0	0	0	0	0.7			
SANTA CLARA	01/14/12		DNP																					
at San Diego	01/16/12	2	0	0	.000	0	0	.000	0	0	.000	0	0	0	0.4	0	0	0	0	0	0.6			
LOYOLA MARYMOUNT	01/19/12		DNP																					
at Pepperdine	01/21/12		DNP																					
at Virginia Tech	01/25/12		DNP																					
SAINT MARY'S	01/28/12		DNP																					
GONZAGA	02/02/12		DNP																					
at Portland	02/04/12		DNP																					
Totals		0	42	3	9	.333	2	3	.667	1	2	.500	1	5	6	0.4	1	0	6	3	0	2	9	0.6

**CAREER STATISTICS (ALL GAMES)**

Year	GP	GS	Min	Avg	FG FGA	Pct	3FG FGA	Pct	FT FTA	Pct	Off	Def	TR	Avg	PF	FO	A	TO	Blk	Stl	Pts	Avg			
2007-08	20	0	115	5.8	4	14	.286	1	5	.200	4	6	.667	2	6	8	0.4	13	0	14	9	0	3	13	0.7
2010-11	25	0	121	4.8	6	22	.273	3	12	.250	2	2	1.000	0	11	11	0.4	7	0	14	4	0	5	17	0.7
2011-12	14	0	42	3.0	3	9	.333	2	3	.667	1	2	.500	1	5	6	0.4	1	0	6	3	0	2	9	0.6
<b>TOTAL</b>	<b>59</b>	<b>0</b>	<b>278</b>	<b>4.7</b>	<b>13</b>	<b>45</b>	<b>.289</b>	<b>6</b>	<b>20</b>	<b>.300</b>	<b>7</b>	<b>10</b>	<b>.700</b>	<b>3</b>	<b>22</b>	<b>25</b>	<b>0.4</b>	<b>21</b>	<b>0</b>	<b>34</b>	<b>16</b>	<b>0</b>	<b>10</b>	<b>39</b>	<b>0.7</b>

**CAREER STATISTICS (CONFERENCE GAMES)**

Year	GP	GS	Min	Avg	FG FGA	Pct	3FG FGA	Pct	FT FTA	Pct	Off	Def	TR	Avg	PF	FO	A	TO	Blk	Stl	Pts	Avg	
2007-08	7	0	24	3.4	0	4	.000	0	2	.000	0	1	1	0.1	2	0	0	3	0	2	0	0	0.0
2010-11	8	0	11	1.4	0	3	.000	0	1	.000	0	0	0	0.0	2	0	1	0	0	0	0	0	0.0
2011-12	3	0	10	3.3	1	2	.500	1	1	1.000	0	0	0	0.0	0	0	0	0	0	0	0	3	1.0
<b>TOTAL</b>	<b>18</b>	<b>0</b>	<b>45</b>	<b>2.5</b>	<b>1</b>	<b>9</b>	<b>.111</b>	<b>1</b>	<b>4</b>	<b>.250</b>	<b>0</b>	<b>1</b>	<b>1</b>	<b>0.1</b>	<b>4</b>	<b>0</b>	<b>1</b>	<b>3</b>	<b>0</b>	<b>2</b>	<b>3</b>	<b>0.2</b>	





**20 — ANSON WINDER**  
 6-3 • 195 • Freshman • Guard  
 Las Vegas, Nev. (Bishop Gorman HS)

**WINDER NOTES**

**Last time Out**

- Had 1 assist and 1 steal at Portland

**In 2011-12**

- Started 8 games and has played in 25 games
- BYU's assist leader in 7 games
- Got first start in 14 games vs. Gonzaga and posted 10 points, 5 assists, 4 boards and 3 steals
- Hit 7 of 8 from the field and 6 of 7 from downtown for a career-best 20 points vs. Buffalo
- Had 9 points, 4 rebounds, 4 assists and 4 steals against Nevada, his first career start
- Averages 4.2 points, 2.0 assists, 1.4 rebounds and 1.1 steals

**Other**

- Parents are Chuck Winder and Teresa Williams
- Also recruited by Nevada, SMU, Portland, UC Riverside and Idaho
- Helped lead Bishop Gorman to back-to-back Nevada 4A state titles
- Averaged 17 points and seven boards as a senior and led Bishop Gorman to a 30-2 record
- Earned first-team all-Southwest League and first-team all-Sunset Division honors
- As a junior averaged 13.8 points, 8.2 rebounds and 3.0 assists and helped Bishop Gorman to a 28-5 record
- Earned all-tournament honors at the Wyoming Energy Classic

Click/scan for Winder's bio on BYUcougars.com



**11-12 SEASON/CAREER HIGHS**

Points: 20, Buffalo -- 12/20/11  
 Points 1st half: 17, Buffalo -- 12/20/11  
 Points 2nd half: 7 vs. Oregon -- 12/3/11  
 Rebounds: 4, vs Nevada -- 11/25/11, Gonzaga -- 2/2/12  
 Assists: 9, vs Northern Arizona -- 11/30/11  
 Steals: 4, vs Nevada -- 11-25-11  
 Blocks: 2, vs Northern Arizona -- 11/30/11  
 FG made: 7, Buffalo -- 12/20/11  
 FG attempts: 9, vs Nevada Wolf Pack -- 11-25-11  
 3FG made: 6, Buffalo -- 12/20/11  
 3FG attempts: 7, Buffalo -- 12/20/11  
 FT made: 3, Prairie View A&M -- 11/22/11, UCSB -- 12/22/11  
 FT attempts: 5, Longwood -- 11/18/11

**MISCELLANEOUS**

	11-12	Career
Double-Figure Pts:	4 (4-0)	4 (4-0)
20-plus Pts:	1 (1-0)	1 (1-0)
Double-Figure Reb:	0 (0-0)	0 (0-0)
Double-Doubles:	0 (0-0)	0 (0-0)
3-plus Steals:	7 (5-2)	7 (5-2)
3-plus Blocks:	0 (0-0)	0 (0-0)
3-plus 3-point FGs:	1 (1-0)	1 (1-0)
Scoring Leader:	0 (0-0)	0 (0-0)
Rebound Leader:	0 (0-0)	0 (0-0)
Assist Leader:	7 (7-0)	7 (7-0)

**2011-12 GAME-BY-GAME**

Opponent	Date	GS	Min	FG	FGA	Pct	3FG	FGA	Pct	FT	FTA	Pct	Off	Def	TR	Avg	PF	FO	A	TO	Blk	Stl	Pts	Avg	
at Utah State	11/11/11		DNP																						
BYU-HAWAII	11/15/11	2	0	0	.000	0	0	.000	0	0	.000	0	1	1	1.0	0	0	0	0	0	0	0	0	0.0	
LONGWOOD	11/18/11	25	2	5	.400	2	4	.500	2	5	.400	0	1	1	1.0	1	0	5	0	0	0	0	8	4.0	
PRAIRIE VIEW A&M	11/22/11	21	3	5	.600	2	4	.500	3	3	1.000	0	3	3	1.7	2	0	4	2	0	0	11	6.3		
vs Nevada	11/25/11	* 38	4	9	.444	0	4	.000	1	2	.500	0	4	4	2.3	2	0	4	3	0	4	9	7.0		
vs Wisconsin	11/26/11	* 21	0	0	.000	0	0	.000	0	0	.000	0	0	0	1.8	0	0	3	1	0	0	0	5.6		
vs Northern Arizona	11/30/11	* 22	1	3	.333	0	1	.000	1	2	.500	0	2	2	1.8	1	0	9	3	2	3	3	5.2		
vs Oregon	12/03/11	* 37	4	8	.500	2	5	.400	0	1	.000	1	1	2	1.9	0	0	6	3	0	1	10	5.9		
WEBER STATE	12/07/11	* 19	0	3	.000	0	3	.000	0	0	.000	0	1	1	1.8	1	0	1	0	1	0	0	5.1		
at Utah	12/10/11	* 12	0	5	.000	0	4	.000	1	2	.500	1	1	2	1.8	1	0	0	2	0	0	1	4.7		
BAYLOR	12/17/11	3	0	0	.000	0	0	.000	1	2	.500	0	0	0	1.6	0	0	0	0	0	0	0	1	4.3	
BUFFALO	12/20/11	19	7	8	.875	6	7	.857	0	0	.000	0	0	0	1.5	0	0	2	3	0	1	20	5.7		
UC SANTA BARBARA	12/22/11	13	0	2	.000	0	2	.000	3	4	.750	0	3	3	1.6	0	0	0	0	0	0	0	3	5.5	
CS SAN MARCOS	12/27/11	14	0	6	.000	0	4	.000	0	0	.000	0	1	1	1.5	1	0	1	0	0	0	0	5.1		
at Saint Mary's (CA)	12/29/11	21	3	7	.429	2	3	.667	0	0	.000	0	1	1	1.5	0	0	1	0	0	3	8	5.3		
SAN DIEGO	12/31/11	16	0	2	.000	0	2	.000	0	0	.000	0	0	0	1.4	1	0	5	2	0	1	0	4.9		
at Loyola Marymount	01/05/12	9	0	2	.000	0	2	.000	2	2	1.000	0	1	1	1.4	1	0	0	1	0	3	2	4.8		
SAN FRANCISCO	01/07/12	9	1	2	.500	1	1	1.000	2	2	1.000	0	2	2	1.4	4	0	2	2	0	0	5	4.8		
SANTA CLARA	01/14/12	4	0	0	.000	0	0	.000	0	0	.000	0	1	1	1.4	0	0	0	1	0	1	0	4.5		
at San Diego	01/16/12	5	0	0	.000	0	0	.000	0	0	.000	0	1	1	1.4	0	0	0	0	0	0	0	4.3		
LOYOLA MARYMOUNT	01/19/12	9	1	5	.200	0	4	.000	0	0	.000	0	0	0	1.3	0	0	0	0	0	0	1	2	4.2	
at Pepperdine	01/21/12	4	0	1	.000	0	1	.000	0	0	.000	0	0	0	1.2	0	0	0	0	0	0	0	4.0		
at Virginia Tech	01/25/12	14	1	3	.333	0	1	.000	1	2	.500	0	1	1	1.2	0	0	0	0	0	0	3	3	3.9	
SAINT MARY'S	01/28/12	25	3	5	.600	1	2	.500	1	2	.500	1	3	4	1.3	3	0	0	0	0	3	8	4.1		
GONZAGA	02/02/12	* 27	4	8	.500	1	4	.250	1	2	.500	0	4	4	1.5	2	0	5	0	0	3	10	4.3		
at Portland	02/04/12	* 16	0	2	.000	0	2	.000	0	0	.000	0	0	0	1.4	2	0	1	0	0	1	0	4.2		
Totals			8	405	34	.374	17	60	.283	19	31	.613	3	32	35	1.4	22	0	49	23	3	28	104	4.2	

CAREER STATISTICS (ALL GAMES)																									
Year	GP	GS	Min	Avg	FG	FGA	Pct	3FG	FGA	Pct	FT	FTA	Pct	Off	Def	TR	Avg	PF	FO	A	TO	Blk	Stl	Pts	Avg
2011-12	25	8	405	16.2	34	91	.374	17	60	.283	19	31	.613	3	32	35	1.4	22	0	49	23	3	28	104	4.2
<b>TOTAL</b>	<b>25</b>	<b>8</b>	<b>405</b>	<b>16.2</b>	<b>34</b>	<b>91</b>	<b>.374</b>	<b>17</b>	<b>60</b>	<b>.283</b>	<b>19</b>	<b>31</b>	<b>.613</b>	<b>3</b>	<b>32</b>	<b>35</b>	<b>1.4</b>	<b>22</b>	<b>0</b>	<b>49</b>	<b>23</b>	<b>3</b>	<b>28</b>	<b>104</b>	<b>4.2</b>

CAREER STATISTICS (CONFERENCE GAMES)																									
Year	GP	GS	Min	Avg	FG	FGA	Pct	3FG	FGA	Pct	FT	FTA	Pct	Off	Def	TR	Avg	PF	FO	A	TO	Blk	Stl	Pts	Avg
2011-12	11	2	145	13.2	12	34	.353	5	21	.238	6	8	.750	1	13	14	1.3	13	0	14	6	0	16	35	3.2
<b>TOTAL</b>	<b>11</b>	<b>2</b>	<b>145</b>	<b>13.2</b>	<b>12</b>	<b>34</b>	<b>.353</b>	<b>5</b>	<b>21</b>	<b>.238</b>	<b>6</b>	<b>8</b>	<b>.750</b>	<b>1</b>	<b>13</b>	<b>14</b>	<b>1.3</b>	<b>13</b>	<b>0</b>	<b>14</b>	<b>6</b>	<b>0</b>	<b>16</b>	<b>35</b>	<b>3.2</b>





**21 — STEPHEN ROGERS**  
 6-8 • 195 • Junior • Forward  
 Mesa, Ariz. (Mesa CC)

**ROGERS NOTES**

**Last time Out**

- Did not play at Portland

**In 2011-12**

- Out with knee injury
- Has played in 15 games and started two
- Scored 15 points in 18 minutes vs. Weber State
- Had 17 points vs. Longwood and 18 vs. Prairie View A&M
- Averages 7.2 points, 2.1 rebounds and 1.6 assists
- 47.7 percent FG shooting

**Other**

- Parents are Kimball and Sharon Rogers and is the youngest of seven children
- Wife's name is Ginny
- Served a mission for The Church of Jesus Christ of Latter-day Saints in Cleveland, Ohio
- Earned junior college All-America honors while leading Mesa CC to a 25-7 record (2009-10)
- Averaged 21.3 points, 5.3 rebounds, 1.5 assists and 1.3 steals and made 85 threes and shot .499 from the field, .427 from three and .810 from the free throw line
- Redshirted one season at Arizona State prior to playing at Mesa

Click/scan for Rogers' bio on BYUcougars.com



**11-12 SEASON HIGHS**

Points: 18, Prairie View A&M – 11/22/11  
 Points 1st half: 8, Prairie View A&M – 11/22/11  
 Points 2nd half: 14, Longwood – 11/18/11  
 Rebounds: 6, vs. Northern Arizona – 11/30/11  
 Assists: 3, four times, last, Santa Clara – 01/14/12  
 Steals: 3, Longwood – 11/18/11  
 Blocks: 2 BYU-Hawaii – 11/15/11  
 FG made: 7, Longwood – 11/18/11  
 FG attempts: 10, vs. Oregon – 12/3/11, Weber State – 12/7/11  
 3FG made: 4, vs. Oregon – 12/3/11  
 3FG attempts: 7, vs. Oregon – 12/3/11  
 FT made: 3, Prairie View A&M – 11/22/11  
 FT attempts: 4, Prairie View A&M – 11/22/11

**CAREER HIGHS**

Points: 18, Prairie View A&M – 11/22/11  
 Rebounds: 8, UNLV – 02/05/11  
 Assists: 3, four times, last, Santa Clara – 01/14/12  
 Steals: 3, Longwood – 11/18/11  
 Blocks: 2, three times, last, Weber State, 12/7/11  
 FG made: 7, Longwood – 11/18/11  
 FG attempts: 10, three times, last, Weber State – 12/7/11  
 3FG made: 4, vs. Oregon – 12/3/11  
 3FG attempts: 7, vs. Oregon – 12/3/11  
 FT made: 11, Fresno Pacific – 01/01/11  
 FT attempts: 11, Fresno Pacific – 01/01/11

**MISCELLANEOUS**

	11-12	Career
Double-Figure Pts:	4 (4-0)	10 (10-0)
20-plus Pts:	0 (0-0)	0 (0-0)
Double-Figure Reb:	0 (0-0)	0 (0-0)
Double-Doubles:	0 (0-0)	0 (0-0)
3-plus Steals:	1 (1-0)	1 (1-0)
3-plus Blocks:	0 (0-0)	0 (0-0)
3-plus 3-point FGs:	3 (3-0)	6 (6-0)
Scoring Leader:	1 (1-0)	2 (2-0)
Rebound Leader:	0 (0-0)	1 (1-0)
Assist Leader:	0 (0-0)	0 (0-0)

**2011-12 GAME-BY-GAME**

Opponent	Date	GS	Min	FG FGA	Pct	3FG FGA	Pct	FT FTA	Pct	Off	Def	TR	Avg	PF	FO	A	TO	Blk	Stl	Pts	Avg				
at Utah State	11/11/11	*	29	3 7	.429	0 4	.000	1 2	.500	0	0	0	0.0	5	1	3	1	1	1	7	7.0				
BYU-HAWAII	11/15/11	*	22	2 5	.400	1 2	.500	0 0	.000	0	2	2	1.0	3	0	1	2	2	0	5	6.0				
LONGWOOD	11/18/11		18	7 9	.778	3 5	.600	0 0	.000	2	0	2	1.3	0	0	3	0	0	3	17	9.7				
PRAIRIE VIEW A&M	11/22/11		21	6 9	.667	3 5	.600	3 4	.750	0	2	2	1.5	1	0	2	0	1	1	18	11.8				
vs Nevada	11/25/11		11	1 4	.250	0 1	.000	0 0	.000	0	4	4	2.0	0	0	2	2	0	0	2	9.8				
vs Wisconsin	11/26/11		12	3 6	.500	0 1	.000	0 0	.000	0	2	2	2.0	0	0	0	2	0	0	6	9.2				
vs Northern Arizona	11/30/11		27	3 6	.500	2 5	.400	0 0	.000	0	6	6	2.6	2	0	3	0	0	0	8	9.0				
vs Oregon	12/03/11		21	5 10	.500	4 7	.571	2 3	.667	0	1	1	2.4	1	0	2	2	0	2	16	9.9				
WEBER STATE	12/07/11		18	6 10	.600	1 3	.333	2 2	1.000	0	0	0	2.1	0	0	0	1	0	1	15	10.4				
at Utah	12/10/11		19	2 8	.250	1 5	.200	0 2	.000	0	3	3	2.2	2	0	2	1	1	0	5	9.9				
BAYLOR	12/17/11																								
BUFFALO	12/20/11																								
UC SANTA BARBARA	12/22/11																								
CS SAN MARCOS	12/27/11																								
at Saint Mary's (CA)	12/29/11																								
SAN DIEGO	12/31/11																								
at Loyola Marymount	01/05/12		7	0 3	.000	0 2	.000	2 2	1.000	1	0	1	2.1	1	0	1	0	0	0	2	9.2				
SAN FRANCISCO	01/07/12		8	1 1	1.000	1 1	1.000	0 0	.000	0	3	3	2.2	3	0	1	1	0	0	3	8.7				
SANTA CLARA	01/14/12		12	1 6	.167	0 3	.000	0 0	.000	0	3	3	2.2	0	0	3	0	0	1	2	8.2				
at San Diego	01/16/12		5	1 1	1.000	0 0	.000	0 0	.000	0	0	0	2.1	0	0	0	0	0	0	2	7.7				
LOYOLA MARYMOUNT	01/19/12																								
at Pepperdine	01/21/12																								
at Virginia Tech	01/25/12																								
SAINT MARY'S	01/28/12		3	0 1	.000	0 0	.000	0 0	.000	0	0	0	1.9	1	0	0	1	1	0	0	7.2				
GONZAGA	02/02/12																								
at Portland	02/04/12																								
Totals			2	233	41	86	.477	16	44	.364	10	15	.667	3	26	29	1.9	19	1	23	13	6	9	108	7.2

CAREER STATISTICS (ALL GAMES)																						
Year	GP	GS	Min	Avg	FG FGA	Pct	3FG FGA	Pct	FT FTA	Pct	Off	Def	TR	Avg	PF	FO	A	TO	Blk	Stl	Pts	Avg
2010-11	36	0	368	10.2	43 105	.410	21 61	.344	41 48	.854	17	61	78	2.2	26	0	12	22	8	10	148	4.1
2011-12	15	2	233	15.5	41 86	.477	16 44	.364	10 15	.667	3	26	29	1.9	19	1	23	13	6	9	108	7.2
<b>TOTAL</b>	<b>51</b>	<b>2</b>	<b>601</b>	<b>11.8</b>	<b>84 191</b>	<b>.440</b>	<b>37 105</b>	<b>.352</b>	<b>51 63</b>	<b>.810</b>	<b>20</b>	<b>87</b>	<b>107</b>	<b>2.1</b>	<b>45</b>	<b>1</b>	<b>35</b>	<b>35</b>	<b>14</b>	<b>19</b>	<b>256</b>	<b>5.0</b>

CAREER STATISTICS (CONFERENCE GAMES)																						
Year	GP	GS	Min	Avg	FG FGA	Pct	3FG FGA	Pct	FT FTA	Pct	Off	Def	TR	Avg	PF	FO	A	TO	Blk	Stl	Pts	Avg
2010-11	16	0	172	10.8	23 53	.434	10 30	.333	10 10	1.000	7	26	33	2.1	14	0	5	11	2	5	66	4.1
2011-12	5	0	35	7.0	3 12	.250	1 6	.167	2 2	1.000	1	6	7	1.4	5	0	5	2	1	1	9	1.8
<b>TOTAL</b>	<b>21</b>	<b>0</b>	<b>207</b>	<b>9.9</b>	<b>26 65</b>	<b>.400</b>	<b>11 36</b>	<b>.306</b>	<b>12 12</b>	<b>1.000</b>	<b>8</b>	<b>32</b>	<b>40</b>	<b>1.9</b>	<b>19</b>	<b>0</b>	<b>10</b>	<b>13</b>	<b>3</b>	<b>6</b>	<b>75</b>	<b>3.6</b>





**HARRISON NOTES**

**Last time Out**

- Played 5 minutes at Portland

**In 2011-12**

- Has played in 23 of 26 games this season
- Helped provide spark off the bench with back-to-back buckets including a trey vs. Gonzaga
- Scored 8 points off the bench vs. Baylor
- Scored 11 points vs. Longwood, draining 3 of 5 three-pointers
- Scored 9 points vs. Wisconsin
- Averages 3.3 points

**Other**

- Also recruited by Clemson, Florida State, Marquette and Wisconsin
- As a senior helped Christ School to a 32-5 overall record, a 12-0 league record and the NCISAA State Title
- Named NCISAA 3A All-State
- Earned first-team Asheville Citizen-Times All-WNC honors
- Shared team MVP honors with Marshall Plumlee (Duke)
- A Jordan Brand Classic Regional All-Star
- Named CAA All-Conference and CAA Player of the Year

Click/scan for Harrison's bio on BYUcougars.com



**24 — DAMARCUS HARRISON**

6-5 • 190 • Freshman • Guard  
Greenwood, S.C. (Christ HS)

**11-12 SEASON/CAREER HIGHS**

Points: 11, Longwood – 11/18/11  
Points 1st half: 8, Baylor – 12/17/11  
Points 2nd half: 6, three times, last, San Diego – 12/31/11  
Rebounds: 3, Baylor – 12/17/11, CSUSM – 12/27/11  
Assists: 2, Four times, last, CSUSM – 12/27/11  
Steals: 2, vs. Oregon – 12/3/11, CSUSM – 12/27/11  
Blocks: 1, Baylor – 12/17/11  
FG made: 4, CSUSM – 12/27/11  
FG attempts: 8, vs. NAU – 11/30/11, CSUSM – 12/27/11  
3FG made: 3, Longwood – 11/18/11  
3FG attempts: 5, Longwood – 11/18/11  
FT made: 2, Longwood – 11/18/11  
FT attempts: 4, Baylor – 12/17/11

**MISCELLANEOUS**

	11-12	Career
Double-Figure Pts:	1 (1-0)	1 (1-0)
20-plus Pts:	0 (0-0)	0 (0-0)
Double-Figure Reb:	0 (0-0)	0 (0-0)
Double-Doubles:	0 (0-0)	0 (0-0)
3-plus Steals:	0 (0-0)	0 (0-0)
3-plus Blocks:	0 (0-0)	0 (0-0)
3-plus 3-point FGs:	1 (1-0)	1 (1-0)
Scoring Leader:	0 (0-0)	0 (0-0)
Rebound Leader:	0 (0-0)	0 (0-0)
Assist Leader:	0 (0-0)	0 (0-0)

**2011-12 GAME-BY-GAME**

Opponent	Date	GS	Min	FG	FGA	Pct	3FG	FGA	Pct	FT	FTA	Pct	Off	Def	TR	Avg	PF	FO	A	TO	Blk	Stl	Pts	Avg	
at Utah State	11/11/11	4	0	1	.000	0	0	.000	0	0	0	.000	0	0	0	0.0	1	0	1	0	0	0	0	0.0	
BYU-HAWAII	11/15/11	15	2	6	.333	1	2	.500	1	1	1.000	1	1	2	1.0	1	0	2	3	0	0	6	3.0		
LONGWOOD	11/18/11	13	3	7	.429	3	5	.600	2	2	1.000	0	0	0	0.7	0	0	1	1	0	0	11	5.7		
PRAIRIE VIEW A&M	11/22/11	14	2	5	.400	0	2	.000	1	3	.333	0	1	1	0.8	3	0	2	1	0	1	5	5.5		
vs Nevada	11/25/11	8	2	4	.500	0	1	.000	0	0	.000	1	1	2	1.0	1	0	1	0	1	0	4	5.2		
vs Wisconsin	11/26/11	19	3	7	.429	1	2	.500	2	2	1.000	0	1	1	1.0	1	0	0	1	0	1	9	5.8		
vs Northern Arizona	11/30/11	14	2	8	.250	0	2	.000	0	0	.000	0	1	1	1.0	0	0	0	0	0	1	4	5.6		
vs Oregon	12/03/11	5	0	1	.000	0	1	.000	0	2	.000	0	1	1	1.0	0	0	1	0	2	0	4	4.9		
WEBER STATE	12/07/11	11	1	6	.167	0	3	.000	0	0	.000	0	0	0	0.9	0	0	1	0	0	0	2	4.6		
at Utah	12/10/11	8	1	5	.200	1	4	.250	0	0	.000	0	0	0	0.8	1	0	0	0	0	0	3	4.4		
BAYLOR	12/17/11	15	3	7	.429	1	3	.333	1	4	.250	1	2	3	1.0	2	0	1	1	1	1	8	4.7		
BUFFALO	12/20/11	DNP																							
UC SANTA BARBARA	12/22/11	8	0	2	.000	0	2	.000	0	0	.000	0	0	0	0.9	0	0	2	0	0	1	0	4.3		
CS SAN MARCOS	12/27/11	21	4	8	.500	0	4	.000	0	1	.000	1	2	3	1.1	0	0	2	3	0	2	8	4.6		
at Saint Mary's (CA)	12/29/11	5	0	2	.000	0	0	.000	0	0	.000	0	0	0	1.0	0	0	1	2	0	0	0	4.3		
SAN DIEGO	12/31/11	5	3	4	.750	0	0	.000	0	0	.000	0	2	2	1.1	0	0	0	0	0	0	6	4.4		
at Loyola Marymount	01/05/12	DNP																							
SAN FRANCISCO	01/07/12	9	1	5	.200	1	3	.333	0	0	.000	0	1	1	1.1	1	0	0	1	0	0	3	4.3		
SANTA CLARA	01/14/12	2	0	2	.000	0	1	.000	0	0	.000	0	1	1	1.1	0	0	0	0	0	0	0	4.1		
at San Diego	01/16/12	1	0	0	.000	0	0	.000	0	0	.000	0	1	1	1.1	0	0	0	1	0	0	0	3.8		
LOYOLA MARYMOUNT	01/19/12	5	0	1	.000	0	0	.000	0	0	.000	0	0	0	1.0	1	0	0	0	0	0	0	3.6		
at Pepperdine	01/21/12	DNP																							
at Virginia Tech	01/25/12	9	1	2	.500	1	2	.500	0	0	.000	0	1	1	1.0	3	0	0	0	0	0	3	3.6		
SAINT MARY'S	01/28/12	2	0	0	.000	0	0	.000	0	0	.000	0	0	0	1.0	1	0	0	1	0	0	0	3.4		
GONZAGA	02/02/12	8	2	2	1.000	1	1	1.000	0	0	.000	1	2	3	1.0	0	0	2	2	0	1	5	3.5		
at Portland	02/04/12	5	0	0	.000	0	0	.000	0	0	.000	0	0	0	1.0	0	0	0	0	0	0	0	3.3		
Totals			0	206	30	85	.353	10	38	.263	7	15	.467	5	18	23	1.0	16	0	14	20	1	10	77	3.3

CAREER STATISTICS (ALL GAMES)																									
Year	GP	GS	Min	Avg	FG	FGA	Pct	3FG	FGA	Pct	FT	FTA	Pct	Off	Def	TR	Avg	PF	FO	A	TO	Blk	Stl	Pts	Avg
2011-12	23	0	206	9.0	30	85	.353	10	38	.263	7	15	.467	5	18	23	1.0	16	0	14	20	1	10	77	3.3
<b>TOTAL</b>	<b>23</b>	<b>0</b>	<b>206</b>	<b>9.0</b>	<b>30</b>	<b>85</b>	<b>.353</b>	<b>10</b>	<b>38</b>	<b>.263</b>	<b>7</b>	<b>15</b>	<b>.467</b>	<b>5</b>	<b>18</b>	<b>23</b>	<b>1.0</b>	<b>16</b>	<b>0</b>	<b>14</b>	<b>20</b>	<b>1</b>	<b>10</b>	<b>77</b>	<b>3.3</b>

CAREER STATISTICS (CONFERENCE GAMES)																									
Year	GP	GS	Min	Avg	FG	FGA	Pct	3FG	FGA	Pct	FT	FTA	Pct	Off	Def	TR	Avg	PF	FO	A	TO	Blk	Stl	Pts	Avg
2011-12	9	0	42	4.7	6	16	.375	2	5	.400	0	0	.000	1	7	8	0.9	3	0	3	7	0	1	14	1.6
<b>TOTAL</b>	<b>9</b>	<b>0</b>	<b>42</b>	<b>4.7</b>	<b>6</b>	<b>16</b>	<b>.375</b>	<b>2</b>	<b>5</b>	<b>.400</b>	<b>0</b>	<b>0</b>	<b>.000</b>	<b>1</b>	<b>7</b>	<b>8</b>	<b>0.9</b>	<b>3</b>	<b>0</b>	<b>3</b>	<b>7</b>	<b>0</b>	<b>1</b>	<b>14</b>	<b>1.6</b>







**33 — NATE AUSTIN**  
6-10 • 215 • Freshman • Forward/Center  
Alpine, Utah (Lone Peak HS)

**AUSTIN NOTES**

**Last time Out**

- Posted 4 points and 1 rebound at Portland

**In 2011-12**

- Has played in every game this season
- Career-high 15 points came on 7 of 8 shooting vs. Weber State
- Hit 3-pointers in four-straight games (Northern Arizona, Oregon, Weber State, Utah)
- Averages 4.3 points and 3.7 rebounds
- 55.7 percent FG shooting

**Other**

- Served a mission for The Church of Jesus Christ of Latter-day Saints in McAllen, Texas
- Also recruited by Boise State and Utah State
- Helped Lone Peak to a 22-3 record as a senior
- Averaged 11.5 points while helping the Knights to a trip to the state title game in 2009
- Helped Lone Peak win the 2008 state title
- Played with fellow Cougars Tyler Haws and Josh Sharp at Lone Peak
- Played for Salt Lake Metro club team directed by Dave Hammer and coached by Marty Haws
- At Las Vegas Spring Showcase scored 24 points and grabbed 22 rebounds in a gold bracket quarterfinal game

Click/scan for Austin's bio on [BYUcougars.com](http://BYUcougars.com)



**11-12 SEASON/CAREER HIGHS**

Points: 15, Weber State -- 12/07/11  
 Points 1st half: 9, vs. Oregon -- 12/3/11  
 Points 2nd half: 13, Weber State -- 12/7/11  
 Rebounds: 9, three times, last, vs. San Francisco -- 1/7/12  
 Assists: 2, at Saint Mary's -- 12/29/11, Santa Clara -- 1/14/12  
 Steals: 1, four times, last, San Diego -- 12/31/11  
 Blocks: 2, CSUSM -- 12/27/11  
 FG made: 7, Weber State -- 12/07/11  
 FG attempts: 8, Weber State -- 12/07/11  
 3FG made: 1, 5 times, last, San Diego -- 12/31/11  
 3FG attempts: 2, four times, last, San Diego -- 12/31/11  
 FT made: 3, Buffalo -- 12/20/11  
 FT attempts: 4, three times, last, LMU -- 1/19/12

**MISCELLANEOUS**

	11-12	Career
Double-Figure Pts:	2 (2-0)	2 (2-0)
20-plus Pts:	0 (0-0)	0 (0-0)
Double-Figure Reb:	0 (0-0)	0 (0-0)
Double-Doubles:	0 (0-0)	0 (0-0)
3-plus Steals:	0 (0-0)	0 (0-0)
3-plus Blocks:	0 (0-0)	0 (0-0)
3-plus 3-point FGs:	0 (0-0)	0 (0-0)
Scoring Leader:	0 (0-0)	0 (0-0)
Rebound Leader:	3 (3-0)	3 (3-0)
Assist Leader:	0 (0-0)	0 (0-0)

**2011-12 GAME-BY-GAME**

Opponent	Date	GS	Min	FG	FGA	Pct	3FG	FGA	Pct	FT	FTA	Pct	Off	Def	TR	Avg	PF	FO	A	TO	Blk	Stl	Pts	Avg	
at Utah State	11/11/11	11	1	1	1.000	0	0	.000	0	0	.000	0	1	2	3	3.0	1	0	0	1	1	0	2	2.0	
BYU-HAWAII	11/15/11	5	0	0	.000	0	0	.000	0	0	.000	1	1	2	2.5	3	0	0	2	0	0	0	0	1.0	
LONGWOOD	11/18/11	13	2	4	.500	0	0	.000	0	0	.000	2	1	3	2.7	3	0	1	2	1	0	4	2.0		
PRAIRIE VIEW A&M	11/22/11	8	0	1	.000	0	0	.000	2	4	.500	0	0	0	2.0	2	0	0	1	0	1	0	2	2.0	
vs Nevada	11/25/11	4	0	0	.000	0	0	.000	0	0	.000	0	0	0	1.6	1	0	0	0	1	1	0	0	1.6	
vs Wisconsin	11/26/11	1	0	0	.000	0	0	.000	2	2	1.000	0	0	0	1.3	0	0	0	0	0	0	0	2	1.7	
vs Northern Arizona	11/30/11	9	5	6	.833	1	2	.500	0	0	.000	1	3	4	1.7	3	0	1	0	0	0	0	11	3.0	
vs Oregon	12/03/11	18	4	7	.571	1	2	.500	0	0	.000	2	4	6	2.3	5	1	0	0	0	0	0	9	3.8	
WEBER STATE	12/07/11	21	7	8	.875	1	2	.500	0	3	.000	2	7	9	3.0	3	0	0	0	1	0	0	15	5.0	
at Utah	12/10/11	18	1	1	1.000	1	1	1.000	0	0	.000	0	5	5	3.2	3	0	1	0	0	0	0	3	4.8	
BAYLOR	12/17/11	7	0	1	.000	0	0	.000	0	0	.000	1	2	3	3.2	2	0	0	0	1	0	0	0	4.4	
BUFFALO	12/20/11	24	2	4	.500	0	1	.000	3	4	.750	2	7	9	3.7	4	0	1	1	0	1	0	7	4.6	
UC SANTA BARBARA	12/22/11	8	0	1	.000	0	1	.000	0	2	.000	0	0	0	3.4	2	0	0	3	0	0	0	0	4.2	
CS SAN MARCOS	12/27/11	13	1	3	.333	0	0	.000	1	2	.500	0	2	2	3.3	3	0	1	0	2	0	3	4.1		
at Saint Mary's (CA)	12/29/11	12	0	1	.000	0	0	.000	0	2	.000	2	2	4	3.3	1	0	2	0	0	0	0	0	3.9	
SAN DIEGO	12/31/11	14	3	6	.500	1	2	.500	2	2	1.000	0	1	1	3.2	5	1	0	0	1	1	9	4.2		
at Loyola Marymount	01/05/12	15	4	5	.800	0	0	.000	0	0	.000	4	2	6	3.4	2	0	0	0	0	0	0	8	4.4	
SAN FRANCISCO	01/07/12	16	2	4	.500	0	1	.000	0	2	.000	2	7	9	3.7	1	0	1	0	1	0	4	4.4		
SANTA CLARA	01/14/12	16	1	1	1.000	0	0	.000	1	2	.500	4	3	7	3.8	2	0	2	0	0	0	0	3	4.3	
at San Diego	01/16/12	10	2	4	.500	1	1	1.000	2	3	.667	3	2	5	3.9	2	0	1	2	0	0	0	7	4.5	
LOYOLA MARYMOUNT	01/19/12	10	0	2	.000	0	2	.000	2	4	.500	0	2	2	3.8	1	0	0	0	0	0	0	2	4.3	
at Pepperdine	01/21/12	9	2	2	1.000	0	0	.000	0	1	.000	2	3	5	3.9	3	0	0	0	0	0	0	4	4.3	
at Virginia Tech	01/25/12	17	3	7	.429	0	0	.000	0	0	.000	3	1	4	3.9	2	0	0	1	0	0	0	6	4.4	
SAINT MARY'S	01/28/12	14	2	3	.667	0	0	.000	0	1	.000	2	1	3	3.8	3	0	0	1	0	1	4	4.4		
GONZAGA	02/02/12	12	1	5	.200	0	2	.000	1	1	1.000	0	2	2	3.8	4	0	0	0	0	1	3	4.3		
at Portland	02/04/12	11	1	2	.500	0	0	.000	2	2	1.000	1	0	1	3.7	3	0	0	1	0	0	4	4.3		
Totals			0	316	44	79	.557	6	17	.353	18	37	.486	35	60	95	3.7	64	2	11	15	9	6	112	4.3

CAREER STATISTICS (ALL GAMES)																									
Year	GP	GS	Min	Avg	FG	FGA	Pct	3FG	FGA	Pct	FT	FTA	Pct	Off	Def	TR	Avg	PF	FO	A	TO	Blk	Stl	Pts	Avg
2011-12	26	0	316	12.2	44	79	.557	6	17	.353	18	37	.486	35	60	95	3.7	64	2	11	15	9	6	112	4.3
<b>TOTAL</b>	<b>26</b>	<b>0</b>	<b>316</b>	<b>12.2</b>	<b>44</b>	<b>79</b>	<b>.557</b>	<b>6</b>	<b>17</b>	<b>.353</b>	<b>18</b>	<b>37</b>	<b>.486</b>	<b>35</b>	<b>60</b>	<b>95</b>	<b>3.7</b>	<b>64</b>	<b>2</b>	<b>11</b>	<b>15</b>	<b>9</b>	<b>6</b>	<b>112</b>	<b>4.3</b>

CAREER STATISTICS (CONFERENCE GAMES)																									
Year	GP	GS	Min	Avg	FG	FGA	Pct	3FG	FGA	Pct	FT	FTA	Pct	Off	Def	TR	Avg	PF	FO	A	TO	Blk	Stl	Pts	Avg
2011-12	11	0	139	12.6	18	35	.514	2	8	.250	10	20	.500	20	25	45	4.1	27	1	6	4	2	3	48	4.4
<b>TOTAL</b>	<b>11</b>	<b>0</b>	<b>139</b>	<b>12.6</b>	<b>18</b>	<b>35</b>	<b>.514</b>	<b>2</b>	<b>8</b>	<b>.250</b>	<b>10</b>	<b>20</b>	<b>.500</b>	<b>20</b>	<b>25</b>	<b>45</b>	<b>4.1</b>	<b>27</b>	<b>1</b>	<b>6</b>	<b>4</b>	<b>2</b>	<b>3</b>	<b>48</b>	<b>4.4</b>





**HARTSOCK NOTES**

Click/scan for Hartsock's bio on [BYUcougars.com](http://BYUcougars.com)



**Last time Out**

- Went 12 of 12 from the free throw line and had 4 rebounds, 1 block and 1 steal at Portland

**In 2011-12**

- Has started every game this season and scored in double figures in all but one
- WCC Player of the Month (December)
- Posted double-double vs. Gonzaga with 24 points and a career-high 14 rebounds
- Recorded back-to-back double-double games vs. Oregon and Weber State (23 pts/12 reb vs. Oregon and 19 pts/12 reb vs. Weber State)
- Has had 3 or more blocks in 8 games (three with 4 blocks) and recorded at least 1 block in every game but five
- Averages 17.6 points, 5.7 rebounds, 1.6 blocks and 1.6 assists
- 56.7 percent FG shooting and 85.0 percent FT shooting

**Other**

- Parents are David and Leslie Hartsock and has five brothers and one sister
- Wife Kendalyn plays volleyball at BYU
- Served a mission for The Church of Jesus Christ of Latter-day Saints in Salt Lake City
- McDonald's High School All-America nominee at Bartlesville High School

**34 — NOAH HARTSOCK**

6-8 • 230 • Senior • Forward  
Bartlesville, Okla. (Bartlesville HS)

**11-12 SEASON HIGHS**

Points: 28, Loyola Marymount – 1/19/12  
Points 1st half: 15, Loyola Marymount – 1/19/12  
Points 2nd half: 17, at Loyola Marymount – 1/5/12  
Rebounds: 14, Gonzaga – 2/2/12  
Assists: 5, vs. BYU-Hawaii – 11/15/11  
Steals: 2, five times, last, CSUSM – 12/27/11  
Blocks: 4, three times, last, at Utah – 12/10/11  
FG made: 11, Loyola Marymount – 1/19/12  
FG attempts: 19, Gonzaga – 2/2/12  
3FG made: 2, vs. Nevada – 11/25/11  
3FG attempts: 6, at San Diego – 1/16/12  
FT made: 12, at Portland – 2/4/12  
FT attempts: 12, at Portland – 2/4/12

**CAREER HIGHS**

Points: 28, Loyola Marymount – 1/19/12  
Rebounds: 14, Gonzaga – 2/2/12  
Assists: 6, Eastern New Mexico – 01/02/10  
Steals: 3, vs Florida – 03/24/11  
Blocks: 5, at Creighton – 12/01/10  
FG made: 11, Loyola Marymount – 1/19/12  
FG attempts: 19, Gonzaga – 2/2/12  
3FG made: 3, three times, last, vs. Gonzaga – 03/19/11  
3FG attempts: 6, at San Diego – 1/16/12  
FT made: 12, at Portland – 2/4/12  
FT attempts: 12, at Portland – 2/4/12

**MISCELLANEOUS**

	11-12	Career
Double-Figure Pts:	25 (19-6)	50 (41-9)
20-plus Pts:	10 (9-1)	11 (10-1)
Double-Figure Reb:	3 (3-0)	7 (7-0)
Double-Doubles:	3 (3-0)	6 (6-0)
3-plus Steals:	0 (0-0)	1 (0-1)
3-plus Blocks:	8 (7-1)	23 (21-2)
3-plus 3-point FGs:	0 (0-0)	3 (3-0)
Scoring Leader:	11 (7-4)	12 (8-4)
Rebound Leader:	5 (4-1)	29 (24-5)
Assist Leader:	2 (1-1)	7 (5-2)

**2011-12 GAME-BY-GAME**

Opponent	Date	GS	Min	FG	FGA	Pct	3FG	FGA	Pct	FT	FTA	Pct	Off	Def	TR	Avg	PF	FO	A	TO	Blk	Stl	Pts	Avg	
at Utah State	11/11/11	*	36	8	13	.615	0	1	.000	2	2	1.000	1	4	5	5.0	3	0	4	3	1	2	18	18.0	
BYU-HAWAII	11/15/11	*	32	4	7	.571	0	1	.000	6	6	1.000	2	7	9	7.0	0	0	5	0	2	2	14	16.0	
LONGWOOD	11/18/11	*	30	7	11	.636	1	2	.500	3	6	.500	0	5	5	6.3	0	0	0	0	1	1	18	16.7	
PRAIRIE VIEW A&M	11/22/11	*	24	5	9	.556	1	1	1.000	1	2	.500	0	3	3	5.5	2	0	0	1	3	0	12	15.5	
vs Nevada	11/25/11	*	33	9	12	.750	2	2	1.000	1	2	.500	0	6	6	5.6	4	0	2	2	1	1	21	16.6	
vs Wisconsin	11/26/11	*	39	7	14	.500	0	1	.000	4	4	1.000	3	3	6	5.7	3	0	1	1	4	0	18	16.8	
vs Northern Arizona	11/30/11	*	26	4	10	.400	1	3	.333	2	2	1.000	2	2	4	5.4	1	0	2	0	3	2	11	16.0	
vs Oregon	12/03/11	*	37	8	14	.571	0	1	.000	7	8	.875	4	8	12	6.3	4	0	2	1	4	0	23	16.9	
WEBER STATE	12/07/11	*	30	7	16	.438	0	0	.000	5	6	.833	4	8	12	6.9	1	0	3	2	3	0	19	17.1	
at Utah	12/10/11	*	36	6	9	.667	1	2	.500	6	6	1.000	2	5	7	6.9	2	0	1	1	4	0	19	17.3	
BAYLOR	12/17/11	*	37	7	14	.500	0	1	.000	1	1	1.000	3	2	5	6.7	2	0	1	1	1	2	15	17.1	
BUFFALO	12/20/11	*	18	7	9	.778	0	1	.000	2	3	.667	0	1	1	6.3	3	0	2	0	0	1	16	17.0	
UC SANTA BARBARA	12/22/11	*	37	7	11	.636	0	0	.000	7	8	.875	1	4	5	6.2	3	0	1	0	1	0	21	17.3	
CS SAN MARCOS	12/27/11	*	28	8	10	.800	0	0	.000	4	5	.800	1	3	4	6.0	0	0	2	1	1	2	20	17.5	
at Saint Mary's (CA)	12/29/11	*	37	6	11	.545	0	0	.000	1	2	.500	2	3	5	5.9	3	0	0	3	1	1	13	17.2	
SAN DIEGO	12/31/11	*	23	5	11	.455	0	0	.000	5	6	.833	0	3	3	5.8	2	0	0	2	0	1	15	17.1	
at Loyola Marymount	01/05/12	*	36	9	12	.750	0	1	.000	3	5	.600	1	6	7	5.8	2	0	1	4	1	1	21	17.3	
SAN FRANCISCO	01/07/12	*	30	5	9	.556	0	1	.000	4	4	1.000	0	6	6	5.8	2	0	2	2	1	0	14	17.1	
SANTA CLARA	01/14/12	*	33	8	11	.727	1	1	1.000	4	6	.667	2	3	5	5.8	3	0	1	3	0	0	21	17.3	
at San Diego	01/16/12	*	29	2	12	.167	1	6	.167	2	2	1.000	0	1	1	5.6	2	0	3	3	1	0	7	16.8	
LOYOLA MARYMOUNT	01/19/12	*	37	11	15	.733	0	1	.000	6	7	.857	1	4	5	5.5	4	0	2	1	0	0	28	17.3	
at Pepperdine	01/21/12	*	36	8	14	.571	0	1	.000	4	4	1.000	0	3	3	5.4	1	0	1	3	3	1	20	17.5	
at Virginia Tech	01/25/12	*	38	7	12	.583	1	1	1.000	7	8	.875	2	5	7	5.5	1	0	1	1	3	2	22	17.7	
SAINT MARY'S	01/28/12	*	31	5	9	.556	0	0	.000	5	5	1.000	1	2	3	5.4	3	0	0	3	0	2	15	17.5	
GONZAGA	02/02/12	*	35	10	19	.526	0	0	.000	4	5	.800	2	12	14	5.7	3	0	3	1	2	1	24	17.8	
at Portland	02/04/12	*	24	0	6	.000	0	0	.000	12	12	1.000	2	2	4	5.7	3	0	0	1	1	1	12	17.6	
Totals			26	832	170	300	.567	9	28	321	108	127	.850	36	111	147	5.7	57	0	40	40	42	23	457	17.6

**CAREER STATISTICS (ALL GAMES)**

Year	GP	GS	Min	Avg	FG	FGA	Pct	3FG	FGA	Pct	FT	FTA	Pct	Off	Def	TR	Avg	PF	FO	A	TO	Blk	Stl	Pts	Avg
2008-09	27	0	304	11.3	25	43	.581	0	0	.000	16	27	.593	25	38	63	2.3	43	0	7	14	15	6	66	2.4
2009-10	36	30	878	24.4	97	175	.554	1	4	.250	38	44	.864	56	128	184	5.1	78	1	42	21	46	18	233	6.5
2010-11	37	36	1100	29.7	123	247	.498	26	60	.433	48	58	.828	72	148	220	5.9	84	0	59	35	61	21	320	8.6
2011-12	26	26	832	32.0	170	300	.567	9	28	.321	108	127	.850	36	111	147	5.7	57	0	40	40	42	23	457	17.6
<b>TOTAL</b>	<b>126</b>	<b>92</b>	<b>3114</b>	<b>24.7</b>	<b>415</b>	<b>765</b>	<b>.542</b>	<b>36</b>	<b>92</b>	<b>.391</b>	<b>210</b>	<b>256</b>	<b>.820</b>	<b>189</b>	<b>425</b>	<b>614</b>	<b>4.9</b>	<b>262</b>	<b>1</b>	<b>148</b>	<b>110</b>	<b>164</b>	<b>68</b>	<b>1076</b>	<b>8.5</b>

**CAREER STATISTICS (CONFERENCE GAMES)**

Year	GP	GS	Min	Avg	FG	FGA	Pct	3FG	FGA	Pct	FT	FTA	Pct	Off	Def	TR	Avg	PF	FO	A	TO	Blk	Stl	Pts	Avg
2008-09	15	0	162	10.8	10	19	.526	0	0	.000	7	14	.500	15	19	34	2.3	21	0	4	9	7	5	27	1.8
2009-10	16	16	391	24.4	41	82	.500	0	3	.000	21	23	.913	22	56	78	4.9	33	0	18	9	23	6	103	6.4
2010-11	16	16	513	32.1	42	94	.447	12	33	.364	22	26	.846	30	75	105	6.6	43	0	30	15	23	4	118	7.4
2011-12	11	11	351	31.9	69	129	.535	2	11	.182	50	58	.862	11	45	56	5.1	28	0	13	26	10	8	190	17.3
<b>TOTAL</b>	<b>58</b>	<b>43</b>	<b>1417</b>	<b>24.4</b>	<b>162</b>	<b>324</b>	<b>.500</b>	<b>14</b>	<b>47</b>	<b>.298</b>	<b>100</b>	<b>121</b>	<b>.826</b>	<b>78</b>	<b>195</b>	<b>273</b>	<b>4.7</b>	<b>125</b>	<b>0</b>	<b>65</b>	<b>59</b>	<b>63</b>	<b>23</b>	<b>438</b>	<b>7.6</b>



<b>5 PLAYERS SCORED IN DOUBLE FIGURES</b> 2/4/12 at Portland, 79-60 W, Davies - 18, Carlino - 13, Hartsock - 12, Cusick - 12, Zylstra - 12	<b>LAST TIME OPPONENT DID NOT MAKE A TREY</b> 2/2/08 at Wyoming (0-15)	<b>LOST BY 25-PLUS POINTS</b> 1/15/08 at UNLV (29) 70-41
<b>6 PLAYERS SCORED IN DOUBLE FIGURES</b> 12/7/11 vs. Weber State, 94-66 W, Hartsock - 19, Austin - 15, Abouo - 15, Rogers - 15, Zylstra - 15, Davies - 11	<b>BYU HAD SIX OR FEWER TURNOVERS</b> 1/11/11 at Utah, 5	<b>PLAYED AN OVERTIME GAME</b> 3/24/11 vs. Florida, 74-83 (OT)
<b>NO PLAYERS SCORED IN DOUBLE FIGURES</b> 2/21/05 at Air Force, 39-70 L	<b>BYU COMMITTED 25-PLUS TURNOVERS</b> 12/15/07 vs. Pepperdine, 86-67 W (29)	<b>WON IN SINGLE OVERTIME</b> 2/26/08 at New Mexico, 70-69
<b>ONE PLAYER RECORDED A DOUBLE-DOUBLE</b> 2/4/12 at Portland, Brandon Davies, 18 points, 13 rebounds	<b>BYU COMMITTED 11 OR LESS TEAM FOULS IN A GAME</b> 1/21/12 at Pepperdine, 11	<b>LOST IN OVERTIME</b> 3/24/11 vs. Florida, 74-83 (OT)
<b>TWO PLAYERS RECORD A DOUBLE-DOUBLE</b> 2/2/08 at Wyoming Trent Plaisted, 17 points, 10 rebounds Jonathan Tavernari, 10 points, 10 rebounds	<b>BYU SCORED 90 POINTS</b> 1/14/12 vs. Santa Clara, 95-78 W	<b>PLAYED A DOUBLE OT GAME</b> 11/26/10 vs. South Florida, 77-75 (2OT)
<b>TWO DOUBLE-DIGIT REBOUNDERS</b> 11/23/10 vs. Mississippi Valley State Brandon Davies-10, Charles Abouo-10	<b>BYU SCORED 100 POINTS</b> 3/5/11 vs. Wyoming, 102-78 W	<b>PLAYED A TRIPLE OT GAME</b> 2/28/98 at UTEP 76-75 W 3OT
<b>SIX PLAYERS HAD 5 OR MORE REBOUNDS</b> 1/1/11 vs. Fresno Pacific, C. Collinsworth-8, Rogers-5, Emery-5, Hartsock-5, Abouo-5, Davies-5	<b>BYU SCORED 110 POINTS</b> 12/22/09 vs. Nevada 110-104 W	<b>WON 15 STRAIGHT GAMES</b> 2009-10 (15)
<b>FIVE PLAYERS HAD 6 OR MORE REBOUNDS</b> 11/20/10 vs. Chicago State, Abouo-8, K. Collinsworth-7, Rogers-7, Anderson-6, C. Collinsworth-6, Davies-6	<b>BYU SCORED LESS THAN 40 POINTS IN A GAME</b> 1/15/08 at UNLV 41-70 L	<b>WON 10 STRAIGHT GAMES</b> 2010-11 (10)
<b>FOUR PLAYERS HAD 9 OR MORE REBOUNDS</b> 12/30/06 vs. Seton Hall, Cummard-12, Plaisted-9 Young-9, Ainge-9	<b>HELD OPPONENT TO LESS THAN 50 POINTS IN A GAME</b> 12/10/11 at Utah 61-42 W	<b>LOST 3 STRAIGHT GAMES</b> 2004-05 (three times) last time - @ New Mexico, @ Air Force, @ Utah
<b>TWO PLAYERS FOULED OUT</b> 1/28/12 vs. Saint Mary's Matt Carlino, Charles Abouo	<b>BYU SCORED LESS THAN 40 POINTS IN A GAME</b> 11/23/10 vs. Mississippi Valley State 83-36 W	<b>LOST 4 STRAIGHT GAMES</b> 2004-05 @ New Mexico, @ Air Force, @ Utah, UNLV
<b>THREE OR MORE PLAYERS FOULED OUT</b> 1/3/09 vs. Wake Forest Chris Miles, Gavin MacGregor, Charles Abouo	<b>SHOT 60% FG</b> 3/6/10 at TCU, (.623), 38-61	<b>LOST 5 STRAIGHT</b> 2004-05 @ UNM, @ AFA, @ Utah, UNLV, vs. UNM (at MWC)
<b>A BYU PLAYER RECEIVED A TECHNICAL FOUL</b> 2/4/12 at Portland - Brandon Davies	<b>OPPONENT SHOT 60% FG</b> 12/22/05 at Utah State, (.600), 36-60	<b>LOST 9 STRAIGHT</b> 1997-98
<b>AN OPPONENT PLAYER RECEIVED A TECHNICAL FOUL</b> 12/29/11 vs. Saint Mary's - Stephen Holt	<b>SHOT 70% FG IN A HALF</b> 3/6/10 at TCU, (.720), 18-25	<b>LOST 10 STRAIGHT GAMES</b> 1996-97 (21) - school record
<b>A BYU COACH RECEIVED A TECHNICAL FOUL</b> 1/28/12 vs. Saint Mary's - Dave Rose	<b>DID NOT MISS A 2-POINT ATTEMPT IN A HALF</b> 2/23/04 vs. Air Force, 13-13 inside the arc, (14-17, .824 overall)	<b>PLAYED AN NCAA TOURNAMENT GAME</b> 3/24/11 vs. Florida-Regional Semifinals, 74-83 (OT)
<b>AN OPPONENT COACH RECEIVED A TECHNICAL FOUL</b> 12/20/11 vs. Buffalo - Reggie Witherspoon	<b>SHOT LESS THAN 30% FG</b> 2/21/05 at Air Force, (.280), 14-50	<b>WON AN NCAA TOURNAMENT GAME</b> 3/19/11 vs. Gonzaga-NCAA 3rd Round, 89-67
<b>A BYU PLAYER EJECTED FROM A GAME</b> 11/23/02 vs. Kansas State Travis Hansen (2 technical fouls)	<b>SHOT 100% FT</b> 11/26/11 vs. Wisconsin (11-11)	<b>WON TWO NCAA TOURNAMENT GAMES</b> 1980-81 Princeton 60-51, UCLA 78-55, Notre Dame 51-50, then lost to Virginia 60-74 2010-11 Wofford 74-66, Gonzaga 89-67
<b>AN OPPONENT PLAYER EJECTED FROM A GAME</b> 1/30/10 vs. Utah - Marshall Henderson (flagrant foul)	<b>SHOT 90% FT (AT LEAST 10 ATTEMPTS)</b> 11/30/11 vs. Northern Arizona, (.900), 9-10	<b>WON THREE NCAA TOURNAMENT GAMES</b> 1980-81 Princeton 60-51, UCLA 78-55, Notre Dame 51-50, then lost to Virginia 60-74
<b>A COACH EJECTED FROM THE GAME</b> 11/30/05 vs. Lamar (at Delta Center) Lamar coach Billy Tubbs (2 tech. fouls)	<b>SHOT LESS THAN 50% FT</b> 11/20/08 vs. North Florida, (.400), 4-10	<b>WON FOUR NCAA TOURNAMENT GAMES</b> Never
<b>AT LEAST TWO PLAYERS SCORED 20+ POINTS</b> 1/21/12 at Pepperdine, Davies 29, Hartsock 20	<b>SHOT 60% THREE-POINTERS</b> 1/7/12 vs. San Francisco, (.632), 12-19	<b>PLAYED IN THE NIT</b> 3/15/06 at Houston 67-77 L
<b>THREE PLAYERS SCORED 20+ POINTS</b> 1/14/12 vs. Santa Clara, Davies 23, Carlino 21, Hartsock 21	<b>SHOT 70% THREE-POINTERS</b> 1/26/08 vs. New Mexico, (.813), 13-16	<b>WON AN NIT GAME</b> 3/14/02 vs. UC Irvine 78-55 W
<b>FOUR PLAYERS SCORED 20+ POINTS</b> 1/13/79 vs. UNM, D. Ainge-27, Scott Runia-25, Devin Durrant-20, Alan Taylor-20	<b>OPPONENT SCORED LESS THAN 20 POINTS IN 1ST HALF</b> 12/10/11 at Utah, 17 (25-17, 61-42 W)	<b>WON TWO NIT GAMES</b> 1999-00 Bowling Green 81-54, So. Illinois 82-57 Then lost to Notre Dame in quarterfinals
<b>TWO PLAYERS SCORED 25+ POINTS</b> 3/18/10 vs. Florida-NCAA 1st Round Jimmer Fredette 37, Michael Loyd, Jr. 26	<b>OPPONENT SCORED LESS THAN 20 POINTS IN 2ND HALF</b> 1/13/10 at Air Force, 18 (31-18, 67-49 W)	<b>WON THREE NIT GAMES</b> 1965-66 NIT CHAMPIONS 1950-51 NIT CHAMPIONS
<b>A PLAYER SCORED 30+ POINTS</b> 3/24/11 vs. Florida, Jimmer Fredette, 32	<b>BYU SCORED LESS THAN 20 POINTS IN THE FIRST HALF</b> 2/21/05 at Air Force, 13 (BYU trailed 13-37)	<b>WON CONFERENCE TOURNAMENT</b> 2000-01
<b>A PLAYER ATTEMPTED 20 OR MORE FIELD GOALS</b> 3/24/11 vs. Florida, Jimmer Fredette, 29	<b>BYU SCORED LESS THAN 20 POINTS IN THE 2ND HALF</b> 1/15/00 vs. Utah, 19	<b>WON CONFERENCE REGULAR SEASON</b> 2010-11
<b>A PLAYER WITH 5 OR MORE STEALS</b> 12/29/11 at Saint Mary's, Brandon Davies, 5	<b>OPPONENT SCORED 50 OR MORE POINTS IN A HALF</b> 1/14/12 vs. Santa Clara, 50 (second half)	<b>WON CONFERENCE REGULAR SEASON OUTRIGHT</b> 2007-08
<b>A PLAYER HAD DOUBLE-DIGIT ASSISTS</b> 12/20/11 vs. Buffalo, Matt Carlino, 11	<b>BYU SCORED 50 OR MORE POINTS IN FIRST HALF</b> 1/11/11 at Utah, 53	<b>DEFEATED A RANKED TEAM</b> 2/2/12 vs. Gonzaga (24/RV), 83-73
<b>A PLAYER MADE DOUBLE-DIGIT FREE THROWS</b> 1/21/12 at Pepperdine, Brandon Davies (15-18)	<b>BYU SCORED 50 OR MORE POINTS IN SECOND HALF</b> 1/14/12 vs. Santa Clara, 50 (second half)	<b>DEFEATED A RANKED TEAM AT HOME</b> 2/2/12 vs. Gonzaga (24/RV), 83-73
<b>A PLAYER 100% AT FT LINE (MIN. 8 ATTS)</b> 2/4/12 at Portland, Noah Hartsock (12-12)	<b>BYU SCORED 60 OR MORE POINTS IN FIRST HALF</b> 11/20/10 vs. Chicago State, 60	<b>DEFEATED A RANKED TEAM ON THE ROAD</b> 2/26/11 at SDSU (6/4), 80-67
<b>A PLAYER 100% FROM FLOOR (MIN. 5 ATTS)</b> 1/7/12 vs. San Francisco, Brock Zylstra (8-8)	<b>BYU SCORED 60 OR MORE POINTS IN SECOND HALF</b> 12/22/09 vs. Nevada, 64	<b>WAS RANKED IN THE TOP 25 AP POLL</b> 3/14/11 Ranked 10th
<b>A PLAYER 100% ON TREYS (MIN. 3 ATTS)</b> 1/7/12 vs. San Francisco, Brock Zylstra (6-6)	<b>WON BY 50 OR MORE POINTS (LARGEST MARGIN EVER)</b> 12/22/06 vs. W. Oregon (62) 102-40	<b>WAS RANKED IN THE TOP 25 COACHES POLL</b> 3/29/11 Ranked 13th
<b>DID NOT MAKE A TREY</b> 11/22/96 vs. CS Fullerton (0-9)	<b>WON BY 50 OR MORE POINTS</b> 11/23/10 vs. Mississippi Valley State (50) 86-36	<b>FINISHED SEASON RANKED IN THE TOP 25 POLLS</b> 2010-11 10th (AP), 13th (Coaches)
	<b>WON BY 40 OR MORE POINTS</b> 11/23/10 vs. Mississippi Valley State (50) 86-36	
	<b>WON BY 30 OR MORE POINTS</b> 12/31/11 vs. San Diego (36) 88-52	
	<b>WON BY 25 OR MORE POINTS</b> 1/7/12 vs. San Francisco (25) 81-56	
	<b>LOST BY 35-PLUS POINTS</b> 11/22/04 vs. North Carolina (36) 86-50	
	<b>LOST BY 30-PLUS POINTS</b> 2/21/05 at Air Force (31) 39-70	



Official Basketball Box Score -- Game Totals -- Final Statistics
Brigham Young vs Utah State
11/11/11 7:05 pm at Dee Glen Smith Spectrum

Table with columns: # Player, FG-FGA, 3-Pr, FT-FTA, Rebounds, PF, TP, A To Bk, Stl, Min. Includes player stats for Davies, Brandon; Rogers, Stephen; Hartsock, Noah; Abouo, Charles; Zylstra, Brock; Cusick, Craig; Collinsworth, Chris; Sharp, Josh; Harrison, Damarcus; Austin, Nate. Includes team totals and game statistics.

FG % 1st Half: 11-22 50.0% 2nd Half: 11-25 44.0% Game: 22-47 46.8%
3FG % 1st Half: 2-8 25.0% 2nd Half: 1-6 16.7% Game: 3-14 21.4%
FT % 1st Half: 4-6 66.7% 2nd Half: 11-16 68.8% Game: 20-29 68.9%

Utah State 66 • 1-0

Table with columns: # Player, FG-FGA, 3-Pr, FT-FTA, Rebounds, PF, TP, A To Bk, Stl, Min. Includes player stats for Grim, Moran; Jardine, Brady; Pans, Brocketh; Thornton, Steven; Hillis, Preston; Theobald, Adam; Ferris, E.J.; Brunee, Mitch; Stone, Jordan; Reed, Kysian.

FG % 1st Half: 10-21 47.6% 2nd Half: 12-27 44.4% Game: 22-48 45.8%
3FG % 1st Half: 2-5 40.0% 2nd Half: 3-10 30.0% Game: 5-15 33.3%
FT % 1st Half: 8-12 66.7% 2nd Half: 12-17 70.6% Game: 20-29 68.9%

Officials: Bobby McKay <R>, Mike Eggers <U>, Sam Haddad <U>
Technical fouls: Brigham Young None, Utah State None.
Attendance: 10270

Score by periods table with columns: 1st, 2nd, Total. Includes team statistics for points, rebounds, assists, steals, blocks, fouls, and technical fouls.

1st 2nd Total
Brigham Young 28 34 62
Utah State 33 33 66

FG - FG - BYU 2nd 00-09, USU 2nd 00-25.
Largest lead - BYU by 4 2nd 11:03, USU by 24 1st 04:06.

Official Basketball Box Score -- Game Totals -- Final Statistics
Prairie View A&M vs BYU
11/22/11 7:05 pm at Provo, Utah, Marriott Center

Table with columns: # Player, FG-FGA, 3-Pr, FT-FTA, Rebounds, PF, TP, A To Bk, Stl, Min. Includes player stats for Demulch, Jordan; Havelid, Brandon; Munks-Louis, Jordan; Durkin, Jerron; Riatihm, Mayol; Durkin, Jerron; Scaranton, Jayvian; Bell, Stephen; Giesmanowski, Ryan; Cheppani, Demondre; Meadows, Tim.

FG % 1st Half: 10-21 32.3% 2nd Half: 10-28 26.3% Game: 20-69 29.0%
3FG % 1st Half: 1-10 10.0% 2nd Half: 1-10 10.0% Game: 2-20 10.0%
FT % 1st Half: 4-7 57.1% 2nd Half: 4-9 44.4% Game: 8-16 50.0%

BYU 90 • 3-1, 0-0

Table with columns: # Player, FG-FGA, 3-Pr, FT-FTA, Rebounds, PF, TP, A To Bk, Stl, Min. Includes player stats for Davies, Brandon; Abouo, Charles; Cusick, Craig; Zylstra, Brock; Hartsock, Noah; Sharp, Josh; Martineau, Nick; Rogers, Stephen; Harrison, Damarcus; Austin, Nate.

FG % 1st Half: 10-23 43.5% 2nd Half: 19-28 67.9% Game: 29-51 56.9%
3FG % 1st Half: 4-10 40.0% 2nd Half: 10-16 62.5% Game: 12-26 46.2%
FT % 1st Half: 10-12 83.3% 2nd Half: 10-17 58.8% Game: 20-29 68.9%

Officials: Michael Eggers, Jeff Keith, Coban Lopez
Technical fouls: Prairie View A&M-Cell, Oregon-None, BYU-Zylstra, Brock.
Attendance: 11760

Score by periods table with columns: 1st, 2nd, Total. Includes team statistics for points, rebounds, assists, steals, blocks, fouls, and technical fouls.

1st 2nd Total
Prairie View A&M 25 34 59
BYU 34 36 70

FG - FG - PVAMBB 2nd 00-28, BYU 2nd 00-50.
Largest lead - PVAMBB by 3 1st 16:54, BYU by 41 2nd 04:43.

Official Basketball Box Score -- Game Totals -- Final Statistics
Brigham Young vs Northern Arizona
11/30/11 7:05 pm at Tim's Toyota Center

Table with columns: # Player, FG-FGA, 3-Pr, FT-FTA, Rebounds, PF, TP, A To Bk, Stl, Min. Includes player stats for Davies, Brandon; Hartsock, Noah; Abouo, Charles; Zylstra, Brock; Winder, Anson; Cusick, Craig; Sharp, Josh; Martineau, Nick; Rogers, Stephen; Harrison, Damarcus; Austin, Nate.

FG % 1st Half: 18-33 54.5% 2nd Half: 18-33 54.5% Game: 36-66 54.5%
3FG % 1st Half: 5-10 50.0% 2nd Half: 5-15 33.3% Game: 10-25 40.0%
FT % 1st Half: 7-8 87.5% 2nd Half: 7-10 70.0% Game: 14-18 77.8%

Northern Arizona 52 • 2-5

Table with columns: # Player, FG-FGA, 3-Pr, FT-FTA, Rebounds, PF, TP, A To Bk, Stl, Min. Includes player stats for Bevernick, Gaetan; Ekame, Ephraim; Douglis, James; Saldovar, Steven; Gruber, Colin; Durkin, Jerron; Heine, Chris; Cheek, Danny; Flores, Luis; Weaver, Colby; Jacobsen, Max; Norman, Durrell; Olayinka, Ben.

FG % 1st Half: 18-24 75.0% 2nd Half: 12-29 41.4% Game: 30-53 56.9%
3FG % 1st Half: 3-7 42.9% 2nd Half: 3-10 30.0% Game: 6-17 35.3%
FT % 1st Half: 2-4 50.0% 2nd Half: 5-10 50.0% Game: 7-14 50.0%

Officials: Scott Twardowski, Chris Rastetter, Gregory Nixon
Technical fouls: Brigham Young-None, Northern Arizona-None.
Attendance: 3215

Score by periods table with columns: 1st, 2nd, Total. Includes team statistics for points, rebounds, assists, steals, blocks, fouls, and technical fouls.

1st 2nd Total
Brigham Young 28 34 62
Northern Arizona 21 31 52

FG - FG - BYU 2nd 01-09, NAU 2nd 01-16.
Largest lead - BYU by 27 2nd 01-49, NAU by 4 1st 16:50.

Official Basketball Box Score -- Game Totals -- Final Statistics
BYU-Hawaii vs BYU
11/15/11 7:05 pm at Provo, Utah, Marriott Center

Table with columns: # Player, FG-FGA, 3-Pr, FT-FTA, Rebounds, PF, TP, A To Bk, Stl, Min. Includes player stats for Hurst, Brady; Funk, Brocketh; Ale, Okesene; Chang, Yung-Hsien; Dastruz, Jake; Coro, Pablo; Satterwhite, Gary; Lawrence, SeQuan; Cowey, Christian; Stewart, Nikos; Mgawaka, Zach.

FG % 1st Half: 6-31 19.4% 2nd Half: 15-37 40.5% Game: 21-68 30.9%
3FG % 1st Half: 2-13 15.4% 2nd Half: 6-23 26.1% Game: 8-36 22.2%
FT % 1st Half: 3-6 50.0% 2nd Half: 3-3 0.0% Game: 3-9 33.3%

BYU 73 • 1-1

Table with columns: # Player, FG-FGA, 3-Pr, FT-FTA, Rebounds, PF, TP, A To Bk, Stl, Min. Includes player stats for Abouo, Charles; Davies, Brandon; Hartsock, Noah; Davies, Brandon; Zylstra, Brock; Winder, Anson; Rogers, Stephen; Cusick, Craig; Collinsworth, Chris; Sharp, Josh; Martineau, Nick; Winder, Anson; Harrison, Damarcus; Austin, Nate.

FG % 1st Half: 15-30 50.0% 2nd Half: 17-25 68.0% Game: 32-55 58.0%
3FG % 1st Half: 3-11 27.3% 2nd Half: 1-2 50.0% Game: 4-13 30.8%
FT % 1st Half: 7-8 87.5% 2nd Half: 10-17 58.8% Game: 17-25 68.0%

Officials: Glen Mayberry, James Giron, Casey McChellan
Technical fouls: BYU-Hawaii None, BYU-None.
Attendance: 13435

Score by periods table with columns: 1st, 2nd, Total. Includes team statistics for points, rebounds, assists, steals, blocks, fouls, and technical fouls.

1st 2nd Total
BYU-Hawaii 33 40 73
BYU 40 33 73

FG - FG - BHU 2nd 01-23, BYU 2nd 03-06.
Largest lead - BHU-MBB None, BYU by 26 1st 04:06.

Official Basketball Box Score -- Game Totals -- Final Statistics
Nevada Wolf Pack vs BYU Cougars
11-25-11 5:00 pm at Sears Center Hoffman Estates, IL

Table with columns: # Player, FG-FGA, 3-Pr, FT-FTA, Rebounds, PF, TP, A To Bk, Stl, Min. Includes player stats for Nyeko, Patrick; Elliott, Deonte; Fuchs, Keith; Jordan, Jordan; Burton, Jordan; Burris, Deonte; Nyeko, Patrick; Panzer, Jerry; Sabory, Malik; Huda, Davio.

FG % 1st Half: 10-29 34.5% 2nd Half: 11-27 40.7% Game: 21-56 37.6%
3FG % 1st Half: 2-5 40.0% 2nd Half: 3-15 20.0% Game: 5-20 25.0%
FT % 1st Half: 5-6 83.3% 2nd Half: 3-7 42.9% Game: 8-13 61.5%

BYU Cougars 76 • 4-1

Table with columns: # Player, FG-FGA, 3-Pr, FT-FTA, Rebounds, PF, TP, A To Bk, Stl, Min. Includes player stats for Davies, Brandon; Hartsock, Noah; Abouo, Charles; Zylstra, Brock; Winder, Anson; Sharp, Josh; Martineau, Nick; Cusick, Craig; Rogers, Stephen; Harrison, Damarcus; Austin, Nate.

FG % 1st Half: 14-30 46.7% 2nd Half: 16-18 88.9% Game: 30-48 62.5%
3FG % 1st Half: 2-8 25.0% 2nd Half: 6-10 60.0% Game: 8-18 44.4%
FT % 1st Half: 4-6 66.7% 2nd Half: 2-3 66.7% Game: 6-9 66.7%

Officials: Tim Kelly, Tony Dawkins, Ron Tyburki
Technical fouls: Nevada Wolf Pack-None, BYU Cougars-None.
Attendance: 12845

Score by periods table with columns: 1st, 2nd, Total. Includes team statistics for points, rebounds, assists, steals, blocks, fouls, and technical fouls.

1st 2nd Total
BYU Cougars 27 49 76
Nevada Wolf Pack 22 28 50

FG - FG - NEVADA 2nd 00-08, BYU 2nd 01-07.
Largest lead - NEVADA by 10 1st 21:25, BYU by 21 01:07.

Official Basketball Box Score -- Game Totals -- Final Statistics
Longwood vs BYU
11/18/11 7:05 pm at Provo, Utah, Marriott Center

Table with columns: # Player, FG-FGA, 3-Pr, FT-FTA, Rebounds, PF, TP, A To Bk, Stl, Min. Includes player stats for Bowman, Jeremiah; Woshington, Martiz; Carter, Antwan; Neil, Duran; van der Kooy, Jan; Taylor, Anthony; Shockley, Stephen; Carey, Tristan; Robinson, David; Parker, Mark; Dubin, Jeylan; Havenstein, Jeff.

FG % 1st Half: 11-20 55.0% 2nd Half: 12-28 42.9% Game: 23-48 47.5%
3FG % 1st Half: 5-13 38.5% 2nd Half: 4-9 44.4% Game: 9-22 40.9%
FT % 1st Half: 7-13 53.8% 2nd Half: 6-10 60.0% Game: 13-23 56.5%

BYU 92 • 2-1

Table with columns: # Player, FG-FGA, 3-Pr, FT-FTA, Rebounds, PF, TP, A To Bk, Stl, Min. Includes player stats for Davies, Brandon; Abouo, Charles; Cusick, Craig; Zylstra, Brock; Hartsock, Noah; Sharp, Josh; Martineau, Nick; Rogers, Stephen; Harrison, Damarcus; Austin, Nate.

FG % 1st Half: 11-25 44.0% 2nd Half: 21-33 63.6% Game: 32-58 55.2%
3FG % 1st Half: 6-10 60.0% 2nd Half: 4-9 44.4% Game: 10-19 52.6%
FT % 1st Half: 7-13 53.8% 2nd Half: 6-10 60.0% Game: 13-23 56.5%

Officials: Daryl Gelinas, Mark Cook, Jeffrey Kent
Technical fouls: Longwood-None, BYU-None.
Attendance: 10273

Score by periods table with columns: 1st, 2nd, Total. Includes team statistics for points, rebounds, assists, steals, blocks, fouls, and technical fouls.

1st 2nd Total
Longwood 29 31 60
BYU 35 57 92

FG - FG - BYU 2nd 01-09, BYU 2nd 00-21.
Largest lead - BYU by 15 1st 16:16, BYU by 32 2nd 00:21.

Official Basketball Box Score -- Game Totals -- Final Statistics
Wisconsin 73 • 6-0

Table with columns: # Player, FG-FGA, 3-Pr, FT-FTA, Rebounds, PF, TP, A To Bk, Stl, Min. Includes player stats for Brust, Ben; Faney, Dan; Taylor, Jordan; Jackson, Trevon; Dukan, Duff; Smith, Jordan; Anderson, Evan; Gasser, Josh; Bruesswiler, Mike; GIBSON, Mike; Wilson, Rob; BERGREN, Jared; KAMINSKY, Frank; Evans, Ryan.

FG % 1st Half: 12-28 42.9% 2nd Half: 15-25 60.0% Game: 27-53 50.9%
3FG % 1st Half: 7-14 50.0% 2nd Half: 6-10 60.0% Game: 13-24 54.2%
FT % 1st Half: 3-3 100.0% 2nd Half: 3-4 75.0% Game: 6-7 85.7%

BYU Cougars 56 • 4-2

Table with columns: # Player, FG-FGA, 3-Pr, FT-FTA, Rebounds, PF, TP, A To Bk, Stl, Min. Includes player stats for Davies, Brandon; Zylstra, Brock; Abouo, Charles; Winder, Anson; Sharp, Josh; Martineau, Nick; Rogers, Stephen; Harrison, Damarcus; Austin, Nate.

FG % 1st Half: 13-26 50.0% 2nd Half: 9-25 36.0% Game: 22-51 43.0%
3FG % 1st Half: 5-15 33.3% 2nd Half: 4-10 40.0% Game: 9-25 36.0%
FT % 1st Half: 5-5 100.0% 2nd Half: 6-6 100.0% Game: 11-11 100.0%

Officials: Bill Covington, Tony Dawkins, Bob Tosta
Technical fouls: Wisconsin-None, BYU Cougars-None.
Attendance: 2634

Score by periods table with columns: 1st, 2nd, Total. Includes team statistics for points, rebounds, assists, steals, blocks, fouls, and technical fouls.

1st 2nd Total
Wisconsin 34 39 73
BYU Cougars 32 24 56

FG - FG - WSU 2nd 00-31, BYU 2nd 00-52.
Largest lead - WSU by 25 2nd 01:31, BYU by 41 2nd 04:02.

Official Basketball Box Score -- Game Totals -- Final Statistics
Weber State vs BYU
12/07/11 7:05 pm at Provo, Utah, Marriott Center

Table with columns: # Player, FG-FGA, 3-Pr, FT-FTA, Rebounds, PF, TP, A To Bk, Stl, Min. Includes player stats for Lillard, Damian; Bamforth, Scott; Otis, Frank; Mahoney, Darin; Tresnak, Kyle; Richardson, Jordan; Wheelwright, Gelum; Brown, Mike; Fulton, Byron; Hakek, James.

FG % 1st Half: 12-37 32.4% 2nd Half: 10-29 34.5% Game: 22-66 33.3%
3FG % 1st Half: 4-11 36.4% 2nd Half: 2-11 18.2% Game: 6-22 27.3%
FT % 1st Half: 7-9 77.8% 2nd Half: 10-10 100.0% Game: 17-19 89.5%

BYU 94 • 7-2, 0-0

Table with columns: # Player, FG-FGA, 3-Pr, FT-FTA, Rebounds, PF, TP, A To Bk, Stl, Min. Includes player stats for Davies, Brandon; Abouo, Charles; Zylstra, Brock; Winder, Anson; Hartsock, Noah; Cusick, Craig; Sharp, Josh; Martineau, Nick; Rogers, Stephen; Harrison, Damarcus; Austin, Nate.

FG % 1st Half: 18-44 40.9% 2nd Half: 21-33 63.6% Game: 39-77 50.6%
3FG % 1st Half: 4-11 36.4% 2nd Half: 4-9 44.4% Game: 8-20 40.0%
FT % 1st Half: 7-8 87.5% 2nd Half: 1-5 20.0% Game: 8-13 61.5%

Officials: Eric Curry, Jon Stiglano, Scott Brown
Technical fouls: Weber State-BAMFORTH, Scott, BYU-None.
Attendance: 11676

Score by periods table with columns: 1st, 2nd, Total. Includes team statistics for points, rebounds, assists, steals, blocks, fouls, and technical fouls.

1st 2nd Total
Weber State 34 32 66
BYU 47 47 94

FG - FG - WSU 2nd 00-31, BYU 2nd 00-32.
Largest lead - WSU by 3 1st 10:31, BYU by 24 2nd 04:02.



**Official Basketball Box Score -- Game Totals -- Final Statistics**  
**BYU vs Utah**  
12/10/11 8:00 pm at Salt Lake City, UT (Huntsman Center)

**BYU 61 - 8-2**

#	Player	Total		3-Pr		Rebounds		PF	TP	A	T	Bk	Stl	Min
		FG	FGA	FGA	FT	FTA	Off							
00	DAVIES, Brandon	1-4	0-0	1-2	3	6	9	3	1	1	1	1	1	25
04	HARTSOCK, Noah	6-9	1-2	6-6	2	5	7	2	19	1	1	4	0	36
01	ABOU, Charles	4-6	1-2	2-2	4	6	3	11	0	2	1	1	2	15
13	ZYLSTRA, Brock	2-6	2-5	0-0	1	2	1	6	4	0	0	0	0	28
02	WINDER, Anson	0-5	4-0	1-2	1	1	1	1	2	0	0	0	0	12
02	CUSICK, Craig	2-5	2-4	4-5	0	3	3	10	6	2	0	0	0	28
14	MARTINEAU, Nick	0-0	0-0	0-0	1	1	0	0	0	0	0	0	0	1
21	ROGERS, Stephen	2-8	1-5	0-2	0	3	2	5	1	1	1	0	1	19
24	HARRISON, Damarcus	1-5	1-4	0-0	0	0	0	3	0	0	0	0	0	8
33	AUSTIN, Nate	1-1	1-1	0-0	0	5	3	3	1	0	0	0	0	18
Team					1	2	3							
Totals		19-49	9-27	14-19	13	41	19	61	15	10	7	2	0	200

FG % 1st Half: 7-26 26.9% 2nd Half: 12-23 52.2% Game: 19-49 38.8%  
3FG % 1st Half: 5-16 31.3% 2nd Half: 4-11 36.4% Game: 9-27 33.3%  
FT % 1st Half: 6-9 66.7% 2nd Half: 8-10 80.0% Game: 14-19 73.3%

**Utah 42 - 1-8**

#	Player	Total		3-Pr		Rebounds		PF	TP	A	T	Bk	Stl	Min
		FG	FGA	FGA	FT	FTA	Off							
10	Farr, Dion	1-8	0-1	1-2	0	7	7	2	3	0	2	1	2	32
03	Martin, Cedric	2-6	2-5	4-4	0	3	3	1	10	0	1	1	1	35
02	Washington, Jason	0-7	0-0	0-0	0	3	6	0	0	2	0	0	0	18
00	Hines, Chris	0-4	0-3	0-0	0	0	0	0	0	0	0	0	0	17
15	Watkins, Josh	6-15	4-4	1-6	4	5	3	14	5	3	1	0	27	
03	Odum, Anthony	0-2	0-0	0-0	0	2	1	2	0	0	0	0	0	14
05	Stroy, Kareem	2-7	1-4	2-2	1	4	6	3	0	0	0	0	0	27
21	Dawson, Javon	0-1	0-0	3-4	4	1	5	1	3	1	0	0	0	19
15	Wilkinson, Blake	0-2	0-0	0-0	1	2	2	0	0	1	0	1	1	11
Team					4	2	6							
Totals		14-52	3-17	11-18	11	25	19	42	6	10	4	2	0	200

FG % 1st Half: 4-22 18.2% 2nd Half: 10-30 33.3% Game: 14-52 26.9%  
3FG % 1st Half: 1-9 11.1% 2nd Half: 1-11 9.1% Game: 2-20 10.0%  
FT % 1st Half: 8-10 80.0% 2nd Half: 3-8 37.5% Game: 11-18 61.1%

Officials: Deron White, Bobby McRoy, Glen Mayberry  
Technical fouls: BYU-None, Utah-None.  
Attendance: 1027

Score by periods	1st	2nd	Total
BYU	25	36	61
Utah	17	25	42

Last FG - BYU 2nd-00:39, BU 2nd-00:12  
Largest lead - BYU by 21 2nd-00:39, BU by 14 1st-17:33.  
Score tied - 3 times.  
Lead changed - 2 times.

**Official Basketball Box Score -- Game Totals -- Final Statistics**  
**BYU vs BYU**  
12/17/11 12:05 pm at Provo, Utah, Marriott Center

**BYU 86 - 9-0, 0-0**

#	Player	Total		3-Pr		Rebounds		PF	TP	A	T	Bk	Stl	Min
		FG	FGA	FGA	FT	FTA	Off							
01	Jones III, Perry	11-16	2-2	4-7	3	5	8	3	28	4	1	0	3	33
04	Acy, Quincy	3-7	0-0	2-4	0	4	2	8	0	1	0	1	0	27
05	Heslop, Brady	6-10	6-10	0-0	0	1	18	2	5	0	2	3	19	
22	Walton, A.J.	2-4	1-3	0-1	0	4	4	3	5	0	1	0	2	17
20	Miller, Quincy	4-9	0-0	0-0	1	3	4	8	1	2	2	0	0	22
00	Franklin, Gary	2-4	2-4	0-0	0	2	1	18	2	4	1	1	0	13
14	Bello, Deuce	0-1	0-1	0-0	0	0	1	0	1	0	0	0	0	6
24	Jefferson, Cory	0-3	0-0	0-0	0	1	0	1	0	0	0	0	0	10
41	Jones, Anthony	1-1	0-1	0-0	0	1	0	1	1	1	1	0	1	10
55	Jackson, Pierre	4-8	2-4	3-3	0	3	3	13	7	5	1	1	3	30
Team					5	1	3							
Totals		32-63	13-25	9-15	10	21	31	86	17	13	4	0	200	

FG % 1st Half: 13-28 46.4% 2nd Half: 19-35 53.9% Game: 32-63 50.8%  
3FG % 1st Half: 6-10 60.0% 2nd Half: 7-15 46.7% Game: 13-25 52.0%  
FT % 1st Half: 6-10 60.0% 2nd Half: 3-5 60.0% Game: 9-15 60.0%

**BYU 83 - 8-3, 0-0**

#	Player	Total		3-Pr		Rebounds		PF	TP	A	T	Bk	Stl	Min
		FG	FGA	FGA	FT	FTA	Off							
00	DAVIES, Brandon	6-15	0-1	6-9	5	8	13	1	18	1	1	1	1	36
01	ABOU, Charles	2-10	1-4	2-2	6	3	9	4	17	2	5	1	0	22
02	CUSICK, Craig	3-8	0-0	2-0	0	0	0	0	0	0	0	0	0	18
13	ZYLSTRA, Brock	1-4	1-2	1-2	0	7	7	1	4	3	3	0	0	38
34	HARTSOCK, Noah	7-14	0-1	1-3	2	5	15	1	1	1	1	2	37	
00	CARLINO, Matt	7-2	0-0	0-0	0	2	1	18	2	4	1	1	2	24
20	WINDER, Anson	0-0	0-0	0-0	0	0	0	0	0	0	0	0	0	3
24	HARRISON, Damarcus	3-7	1-3	1-4	1	2	3	2	8	1	1	1	1	15
33	AUSTIN, Nate	1-1	0-0	0-0	0	0	0	0	1	1	0	0	0	7
Team					3	3								
Totals		32-68	7-21	12-20	19	25	44	19	83	14	16	6	2	200

FG % 1st Half: 16-35 45.7% 2nd Half: 16-33 48.5% Game: 32-68 47.1%  
3FG % 1st Half: 4-14 28.6% 2nd Half: 4-10 40.0% Game: 8-24 33.3%  
FT % 1st Half: 6-10 60.0% 2nd Half: 6-10 60.0% Game: 12-20 60.0%

Officials: Rick Crawford, Keith Kimble, Joe DeBuss  
Technical fouls: BYU-None, BYU-None.  
Attendance: 2700

Score by periods	1st	2nd	Total
BYU	35	48	83
BYU	41	42	83

Last FG - BU 2nd-00:20, BU 2nd-01:50  
Largest lead - BU by 9 2nd-06:17, BU by 13 1st-02:29.  
Score tied - 12 times.  
Lead changed - 2 times.

**Official Basketball Box Score -- Game Totals -- Final Statistics**  
**Buffalo vs BYU**  
12/20/11 7:05 pm at Provo, Utah, Marriott Center

**Buffalo 78 - 6-2, 0-0**

#	Player	Total		3-Pr		Rebounds		PF	TP	A	T	Bk	Stl	Min
		FG	FGA	FGA	FT	FTA	Off							
00	OLDHAM, Jared	2-3	1-2	0-0	0	4	3	5	9	3	0	3	31	
05	FILZEN, Zach	5-7	4-6	0-0	0	0	0	14	1	4	0	3	37	
24	MCCREY, Javon	6-11	0-0	4-5	0	4	3	16	1	2	1	0	23	
21	WATT, Mitchell	7-12	1-1	3-4	1	7	8	18	2	5	1	2	32	
22	BARNETT, Dave	4-11	2-5	0-0	0	4	4	10	5	0	0	0	34	
01	WATSON, Tony	1-3	0-2	0-0	0	0	0	1	2	1	2	0	0	8
10	RALEY-ROSS, Corey	0-0	0-0	0-0	0	0	0	0	0	0	0	0	0	3
25	FORD, Xavier	0-2	0-0	0-0	0	1	0	0	0	0	0	0	0	1
30	ROBINSON, Titus	1-2	0-0	5-6	0	1	4	7	1	2	0	0	0	16
32	THOMAS-EDWARDS, Ra	1-1	0-0	0-0	1	0	1	0	2	1	0	0	0	7
33	DOWNING, Cameron	1-1	0-0	2-2	0	0	0	1	4	0	0	0	0	8
Team					2	3								
Totals		28-53	8-16	14-17	4	24	28	17	78	20	3	8	200	

FG % 1st Half: 14-26 53.8% 2nd Half: 14-27 51.9% Game: 28-53 52.8%  
3FG % 1st Half: 4-9 44.4% 2nd Half: 4-7 57.1% Game: 8-16 50.0%  
FT % 1st Half: 7-8 87.5% 2nd Half: 7-9 77.8% Game: 14-17 82.4%

**BYU 93 - 8-3, 0-0**

#	Player	Total		3-Pr		Rebounds		PF	TP	A	T	Bk	Stl	Min
		FG	FGA	FGA	FT	FTA	Off							
00	DAVIES, Brandon	1-3	0-0	0-2	3	1	3	2	1	0	2	1	22	
01	ABOU, Charles	3-10	1-3	1-2	2	4	6	8	4	4	0	2	24	
00	CARLINO, Matt	3-9	1-1	3-4	1	7	8	18	2	5	1	2	32	
13	ZYLSTRA, Brock	9-16	4-10	4-4	0	2	2	26	4	2	0	4	38	
34	HARTSOCK, Noah	7-9	0-1	1-2	3	1	3	16	2	0	0	1	16	
02	CUSICK, Craig	0-0	0-0	0-0	0	0	0	0	0	0	0	0	0	3
12	SHARP, Josh	2-3	0-1	0-0	0	0	0	4	1	0	0	0	0	14
14	MARTINEAU, Nick	0-1	0-0	0-0	0	0	0	0	0	0	0	0	0	1
20	WINDER, Anson	7-8	6-7	0-0	0	0	0	20	3	0	1	1	19	
33	AUSTIN, Nate	2-4	0-1	3-4	3	1	4	7	1	1	0	0	24	
Team					3	1								
Totals		34-64	13-29	12-17	11	22	33	19	93	29	16	2	13	200

FG % 1st Half: 18-35 51.4% 2nd Half: 16-29 55.2% Game: 34-64 53.1%  
3FG % 1st Half: 7-1



Official Basketball Box Score -- Game Totals -- Final Statistics

Santa Clara vs BYU
01/14/12 6:05 pm at Provo, Utah, Marriott Center

Santa Clara 78 - 89, 0-4

Box score table for Santa Clara vs BYU. Columns include Player, FG, FGA, FT, FTA, Rebounds, PF, TP, A, TO, Blk, Stl, Min. Santa Clara: 78, 33.3% FG, 15.0% 3PT, 15.0% FT. BYU: 89, 46.6% FG, 31.1% 3PT, 75.0% FT.

FG % 1st Half: 15.0 33.3% 2nd half: 6.1 21.4% Game: 9.25 36.0%
3FG % 1st Half: 0.0 0.0% 2nd half: 3.14 21.4% Game: 9.25 36.0%
FT % 1st Half: 15.0 15.0% 2nd half: 9.15 60.0% Game: 15.25 60.0%

BYU 95 - 15-4, 1-1

Box score table for BYU 95 - 15-4, 1-1. Columns include Player, FG, FGA, FT, FTA, Rebounds, PF, TP, A, TO, Blk, Stl, Min. BYU: 95, 46.6% FG, 31.1% 3PT, 75.0% FT.

FG % 1st Half: 15.0 53.6% 2nd half: 18.30 60.0% Game: 33.58 56.9%
3FG % 1st Half: 4.8 50.0% 2nd half: 18.30 60.0% Game: 33.58 56.9%
FT % 1st Half: 11.14 73.3% 2nd half: 11.15 73.3% Game: 22.29 75.9%

Officials: Rick Betsell, Randy Burkhardt, Mike Peterson
Technical fouls: Santa Clara-None, BYU-None.
Attendance: 16116

Score by periods table for Santa Clara vs BYU. Shows 1st, 2nd, 3rd, 4th quarter scores and totals.

Score tied - 3 times.
Lead changed - 4 times.

Official Basketball Box Score -- Game Totals -- Final Statistics

BYU vs San Diego
01/16/12 7:05pm at San Diego, CA (Jenny Garret Pavilion)

BYU 82 - 16-4 (5-1 WCC)

Box score table for BYU vs San Diego. Columns include Player, FG, FGA, FT, FTA, Rebounds, PF, TP, A, TO, Blk, Stl, Min. BYU: 82, 46.6% FG, 31.1% 3PT, 75.0% FT.

FG % 1st Half: 14.34 41.2% 2nd half: 14.28 50.0% Game: 28.62 45.2%
3FG % 1st Half: 5.12 41.7% 2nd half: 11.22 50.0% Game: 11.24 45.8%
FT % 1st Half: 4.4 73.3% 2nd half: 11.15 73.3% Game: 15.55 71.4%

San Diego 63 - 6-11 (1-4 WCC)

Box score table for San Diego 63 - 6-11 (1-4 WCC). Columns include Player, FG, FGA, FT, FTA, Rebounds, PF, TP, A, TO, Blk, Stl, Min.

FG % 1st Half: 10.55 40.0% 2nd half: 10.55 40.0% Game: 21.10 40.0%
3FG % 1st Half: 1.6 16.7% 2nd half: 5.13 38.5% Game: 6.19 31.6%
FT % 1st Half: 8.0 80.0% 2nd half: 1.2 50.0% Game: 9.12 75.0%

Officials: Dick Carmel, Mike Reed, Tony Padilla
Technical fouls: BYU-None, San Diego-None.
Attendance: 3204

Score by periods table for San Diego vs BYU. Shows 1st, 2nd, 3rd, 4th quarter scores and totals.

Score tied - 1 time.
Lead changed - 1 time.

Official Basketball Box Score -- Game Totals -- Final Statistics

Loyola Marymount vs BYU
01/19/12 6:35 pm at Provo, Utah, Marriott Center

Loyola Marymount 82 - 11-8, 4-2

Box score table for Loyola Marymount vs BYU. Columns include Player, FG, FGA, FT, FTA, Rebounds, PF, TP, A, TO, Blk, Stl, Min.

FG % 1st Half: 13.31 41.9% 2nd half: 10.22 45.5% Game: 23.53 43.2%
3FG % 1st Half: 4.13 30.8% 2nd half: 3.9 33.3% Game: 7.22 31.8%
FT % 1st Half: 4.6 66.7% 2nd half: 25.30 83.3% Game: 29.36 80.6%

BYU 68 - 16-5, 5-2

Box score table for BYU 68 - 16-5, 5-2. Columns include Player, FG, FGA, FT, FTA, Rebounds, PF, TP, A, TO, Blk, Stl, Min.

FG % 1st Half: 11.31 35.5% 2nd half: 12.29 41.4% Game: 23.60 38.5%
3FG % 1st Half: 0.12 0.0% 2nd half: 2.13 14.5% Game: 2.25 8.0%
FT % 1st Half: 7.9 77.8% 2nd half: 7.13 53.8% Game: 14.22 63.0%

Officials: Glen Mayberry, Marc A. Beasley, Daryl Gelinas
Technical fouls: Loyola Marymount-None, BYU-None.
Attendance: 12751

Score by periods table for Loyola Marymount vs BYU. Shows 1st, 2nd, 3rd, 4th quarter scores and totals.

Score tied - 7 times.
Lead changed - 5 times.

Official Basketball Box Score -- Game Totals -- Final Statistics

Brigham Young vs Pepperdine
01/21/12 5:05 p.m. at Malibu, Calif. (Firestone Fieldhouse)

Brigham Young 77 - 17-5, 6-2 WCC

Box score table for Brigham Young vs Pepperdine. Columns include Player, FG, FGA, FT, FTA, Rebounds, PF, TP, A, TO, Blk, Stl, Min.

FG % 1st Half: 15.30 50.0% 2nd half: 9.15 42.1% Game: 23.49 46.9%
3FG % 1st Half: 2.6 33.3% 2nd half: 9.5 0.0% Game: 2.11 18.2%
FT % 1st Half: 10.14 71.4% 2nd half: 19.24 79.2% Game: 29.38 76.3%

Pepperdine 64 - 7-12, 1-7 WCC

Box score table for Pepperdine 64 - 7-12, 1-7 WCC. Columns include Player, FG, FGA, FT, FTA, Rebounds, PF, TP, A, TO, Blk, Stl, Min.

FG % 1st Half: 11.31 35.5% 2nd half: 4.07 50.0% Game: 26.61 42.6%
3FG % 1st Half: 2.8 25.0% 2nd half: 4.16 25.0% Game: 4.12 23.5%
FT % 1st Half: 5.8 62.5% 2nd half: 3.4 75.0% Game: 8.12 66.7%

Officials: Klaus Endrassat, Dennis Flannery, Delire Carr
Technical fouls: Brigham Young-DAVIES, Pepperdine-None.
Attendance: 3104

Score by periods table for Brigham Young vs Pepperdine. Shows 1st, 2nd, 3rd, 4th quarter scores and totals.

Score tied - 1 time.
Lead changed - 7 times.

Official Basketball Box Score -- Game Totals -- Final Statistics

BYU vs Virginia Tech
01/25/12 7:00 PM at Cassell Coliseum, Blacksburg, VA

BYU 70 - 18-5

Box score table for BYU vs Virginia Tech. Columns include Player, FG, FGA, FT, FTA, Rebounds, PF, TP, A, TO, Blk, Stl, Min.

FG % 1st Half: 9.30 30.6% 2nd half: 13.36 36.1% Game: 22.66 33.3%
3FG % 1st Half: 1.8 25.0% 2nd half: 4.16 25.0% Game: 5.24 20.8%
FT % 1st Half: 10.0 100.0 2nd half: 11.14 78.6% Game: 21.24 87.5%

Virginia Tech 68 - 12-8

Box score table for Virginia Tech 68 - 12-8. Columns include Player, FG, FGA, FT, FTA, Rebounds, PF, TP, A, TO, Blk, Stl, Min.

FG % 1st Half: 8.31 25.8% 2nd half: 15.25 64.0% Game: 24.56 42.9%
3FG % 1st Half: 2.9 22.2% 2nd half: 3.9 31.3% Game: 3.15 20.0%
FT % 1st Half: 7.10 70.0% 2nd half: 8.13 61.5% Game: 15.23 65.2%

Officials: Mike Eades, Bernard Clinton, Raymond Stovs
Technical fouls: BYU-None, Virginia Tech-None.
Attendance: 9231

Score by periods table for BYU vs Virginia Tech. Shows 1st, 2nd, 3rd, 4th quarter scores and totals.

Score tied - 10 times.
Lead changed - 4 times.

Official Basketball Box Score -- Game Totals -- Final Statistics

Saint Mary's vs BYU
01/28/12 7:05 pm at Provo, Utah, Marriott Center

Saint Mary's 80 - 21-2, 10-0

Box score table for Saint Mary's vs BYU. Columns include Player, FG, FGA, FT, FTA, Rebounds, PF, TP, A, TO, Blk, Stl, Min.

FG % 1st Half: 15.28 53.6% 2nd half: 9.15 60.0% Game: 24.43 55.8%
3FG % 1st Half: 5.13 38.5% 2nd half: 2.5 40.0% Game: 7.18 38.9%
FT % 1st Half: 5.9 52.5% 2nd half: 20.25 80.0% Game: 25.33 75.9%

BYU 66 - 18-6, 6-3

Box score table for BYU 66 - 18-6, 6-3. Columns include Player, FG, FGA, FT, FTA, Rebounds, PF, TP, A, TO, Blk, Stl, Min.

FG % 1st Half: 10.27 37.0% 2nd half: 15.34 44.1% Game: 25.61 41.0%
3FG % 1st Half: 1.7 14.3% 2nd half: 1.6 16.7% Game: 2.12 15.8%
FT % 1st Half: 7.9 77.8% 2nd half: 7.13 53.8% Game: 14.22 63.0%

Officials: Frank Harvey, James Giron, Glen Mayberry
Technical fouls: Saint Mary's-TEAM, BYU-TEAM 2.
Attendance: 27200

Score by periods table for Saint Mary's vs BYU. Shows 1st, 2nd, 3rd, 4th quarter scores and totals.

Score tied - 5 times.
Lead changed - 1 time.

Official Basketball Box Score -- Game Totals -- Final Statistics

Gonzaga vs BYU
02/02/12 9:05 pm at Provo, Utah, Marriott Center

Gonzaga 73 - 17-4, 7-2

Box score table for Gonzaga vs BYU. Columns include Player, FG, FGA, FT, FTA, Rebounds, PF, TP, A, TO, Blk, Stl, Min.

FG % 1st Half: 7.26 26.9% 2nd half: 18.35 51.4% Game: 25.61 41.0%
3FG % 1st Half: 1.9 11.1% 2nd half: 2.0 20.0% Game: 3.19 15.8%
FT % 1st Half: 9.11 81.8% 2nd half: 11.17 64.7% Game: 20.28 71.4%

BYU 83 - 19-6, 7-3

Box score table for BYU 83 - 19-6, 7-3. Columns include Player, FG, FGA, FT, FTA, Rebounds, PF, TP, A, TO, Blk, Stl, Min.

FG % 1st Half: 16.36 44.4% 2nd half: 18.33 54.5% Game: 25.61 49.3%
3FG % 1st Half: 1.4 25.0% 2nd half: 1.8 25.0% Game: 3.12 25.0%
FT % 1st Half: 5.9 55.6% 2nd half: 7.8 87.5% Game: 12.17 70.6%

Officials: Dick Carmel, Rick Betsell, Jimmy Casas
Technical fouls: Gonzaga-None, BYU-None.
Attendance: 19257

Score by periods table for Gonzaga vs BYU. Shows 1st, 2nd, 3rd, 4th quarter scores and totals.

Score tied - 4 times.
Lead changed - 5 times.

Official Basketball Box Score -- Game Totals -- Final Statistics

BYU 70 - 20-6, 8-3 WCC

Box score table for BYU 70 - 20-6, 8-3 WCC. Columns include Player, FG, FGA, FT, FTA, Rebounds, PF, TP, A, TO, Blk, Stl, Min.

FG % 1st Half: 10.26 38.5% 2nd half: 9.28 32.1% Game: 19.54 35.2%
3FG % 1st Half: 3.9 33.3% 2nd half: 0.7 0.0% Game: 3.16 18.8%
FT % 1st Half: 9.12 87.5% 2nd half: 29.37 78.4% Game: 38.53 71.4%

Portland 60 - 6-18, 3-8 WCC

Box score table for Portland 60 - 6-18, 3-8 WCC. Columns include Player, FG, FGA, FT, FTA, Rebounds, PF, TP, A, TO, Blk, Stl, Min.

FG % 1st Half: 11.24 45.8% 2nd half: 11.25 44.0% Game: 22.49 44.9%
3FG % 1st Half: 3.8 27.5% 2nd half: 3.8 27.5% Game: 6.16 37.5%
FT % 1st Half: 2.9 22.2% 2nd half: 8.14 57.1% Game: 10.23 43.5%

Officials: Michael Greenstein, Scott Harris, Horace Shields
Technical fouls: BYU-DAVIES, Brandon, Portland-None.
Attendance: 4159

Score by periods table for Portland vs BYU. Shows 1st, 2nd, 3rd, 4th quarter scores and totals.

Score tied - 4 times.
Lead changed - 8 times.

**2011-12 SEASON STATS**  
**BYU Combined Team Statistics (as of Feb 04, 2012)**  
**All games**

<b>RECORD:</b>	<b>OVERALL</b>	<b>HOME</b>	<b>AWAY</b>	<b>NEUTRAL</b>
ALL GAMES	20-6	11-3	6-2	3-1
CONFERENCE	8-3	4-2	4-1	0-0
NON-CONFERENCE	12-3	7-1	2-1	3-1

##	Player	gp-gs	min	avg	Total		3-Point		F-Throw		Rebounds				pf	dq	a	to	blk	stl	pts	avg
					fg-fga	fg%	3fg-fga	3fg%	ft-fga	ft%	off	def	tot	avg								
34	HARTSOCK, Noah	26-26	832	32.0	170-300	.567	9-28	.321	108-127	.850	36	111	147	5.7	57	0	40	40	42	23	457	17.6
00	DAVIES, Brandon	26-26	732	28.2	138-279	.495	0-1	.000	99-142	.697	65	143	208	8.0	84	3	59	70	33	38	375	14.4
10	CARLINO, Matt	16-15	434	27.1	71-171	.415	28-81	.346	34-43	.791	8	45	53	3.3	41	2	71	37	6	20	204	12.8
01	ABOUO, Charles	26-26	680	26.2	90-213	.423	29-81	.358	69-93	.742	49	103	152	5.8	72	2	73	48	6	28	278	10.7
13	ZYLSTRA, Brock	26-24	736	28.3	75-161	.466	41-105	.390	27-42	.643	24	84	108	4.2	50	0	54	40	3	33	218	8.4
21	ROGERS, Stephen	15-2	233	15.5	41-86	.477	16-44	.364	10-15	.667	3	26	29	1.9	19	1	23	13	6	9	108	7.2
33	AUSTIN, Nate	26-0	316	12.2	44-79	.557	6-17	.353	18-37	.486	35	60	95	3.7	64	2	11	15	9	6	112	4.3
20	WINDER, Anson	25-8	405	16.2	34-91	.374	17-60	.283	19-31	.613	3	32	35	1.4	22	0	49	23	3	28	104	4.2
24	HARRISON, Damarcus	23-0	206	9.0	30-85	.353	10-38	.263	7-15	.467	5	18	23	1.0	16	0	14	20	1	10	77	3.3
02	CUSICK, Craig	26-3	409	15.7	27-60	.450	17-38	.447	15-23	.652	2	31	33	1.3	29	0	48	18	0	20	86	3.3
12	SHARP, Josh	20-0	163	8.2	9-19	.474	1-4	.250	11-19	.579	13	20	33	1.7	16	0	10	12	2	3	30	1.5
14	MARTINEAU, Nick	14-0	42	3.0	3-9	.333	2-3	.667	1-2	.500	1	5	6	0.4	1	0	6	3	0	2	9	0.6
05	COLLINSWORTH, Chri	2-0	12	6.0	0-2	.000	0-1	.000	0-0	.000	0	1	1	0.5	3	0	1	3	1	0	0	0.0
Team											46	51	97		1		3					
Total.....		26	5200		732-1555	.471	176-501	.351	418-589	.710	290	730	1020	39.2	475	10	459	345	112	220	2058	79.2
Opponents.....		26	5173		605-1493	.405	171-550	.311	333-499	.667	249	623	872	33.5	502	-	351	407	76	165	1714	65.9

<b>TEAM STATISTICS</b>	<b>BY</b>	<b>OPP</b>	<b>Date</b>	<b>Opponent</b>	<b>Score</b>	<b>Att.</b>
SCORING	2058	1714	11/11/11	at Utah State	L 62-69	10270
Points per game	79.2	65.9	11/15/11	BYU-HAWAII	w 73-52	13435
Scoring margin	+13.2	-	11/18/11	LONGWOOD	w 92-60	10173
FIELD GOALS-ATT	732-1555	605-1493	11/22/11	PRAIRIE VIEW A&M	w 90-51	11760
Field goal pct	.471	.405	11/25/11	vs Nevada	w 76-55	3424
3 POINT FG-ATT	176-501	171-550	11/26/11	vs Wisconsin	L 56-73	2634
3-point FG pct	.351	.311	11/30/11	vs Northern Arizona	w 87-52	3215
3-pt FG made per game	6.8	6.6	12/03/11	vs Oregon	w 79-65	12845
FREE THROWS-ATT	418-589	333-499	12/07/11	WEBER STATE	w 94-66	11676
Free throw pct	.710	.667	12/10/11	at Utah	w 61-42	10327
F-Throws made per game	16.1	12.8	12/17/11	BAYLOR	L 83-86	22700
REBOUNDS	1020	872	12/20/11	BUFFALO	w 93-78	9632
Rebounds per game	39.2	33.5	12/22/11	UC SANTA BARBARA	w 89-75	10670
Rebounding margin	+5.7	-	12/27/11	CAL STATE SAN MARCOS	w 79-51	13007
ASSISTS	459	351	* 12/29/11	at Saint Mary's (CA)	L 82-98	3500
Assists per game	17.7	13.5	* 12/31/11	SAN DIEGO	w 88-52	16369
TURNOVERS	345	407	* 01/05/12	at Loyola Marymount	w 73-65	3073
Turnovers per game	13.3	15.7	* 01/07/12	SAN FRANCISCO	w 81-56	14823
Turnover margin	+2.4	-	* 01/14/12	SANTA CLARA	w 95-78	16116
Assist/turnover ratio	1.3	0.9	* 01/16/12	at San Diego	w 82-63	3204
STEALS	220	165	* 01/19/12	LOYOLA MARYMOUNT	L 68-82	12751
Steals per game	8.5	6.3	* 01/21/12	at Pepperdine	w 77-64	3104
BLOCKS	112	76	01/25/12	at Virginia Tech	w 70-68	9231
Blocks per game	4.3	2.9	* 01/28/12	SAINT MARY'S	L 66-80	22700
ATTENDANCE	205069	68986	* 02/02/12	GONZAGA	w 83-73	19257
Home games-Avg/Game	14-14648	8-5858	* 02/04/12	at Portland	w 79-60	4159
Neutral site-Avg/Game	-	4-5530				

\* = Conference game

<b>Score by Periods</b>	<b>1st</b>	<b>2nd</b>	<b>Totals</b>
BYU	948	1110	2058
Opponents	778	936	1714



**2011-12 SEASON STATS**  
**BYU Combined Team Statistics (as of Feb 04, 2012)**  
**Conference games**

<b>RECORD:</b>	<b>OVERALL</b>	<b>HOME</b>	<b>AWAY</b>	<b>NEUTRAL</b>
ALL GAMES	8-3	4-2	4-1	0-0
CONFERENCE	8-3	4-2	4-1	0-0
NON-CONFERENCE	0-0	0-0	0-0	0-0

##	Player	gp-gs	min	Total		3-Point		F-Throw		Rebounds				pf	dq	a	to	blk	stl	pts	avg	
				fg-fga	fg%	3fg-fga	3fg%	ft-fga	ft%	off	def	tot	avg									
00	DAVIES, Brandon	11-11	344	31.3	73-139	.525	0-0	.000	55-85	.647	30	72	102	9.3	39	1	28	37	17	21	201	18.3
34	HARTSOCK, Noah	11-11	351	31.9	69-129	.535	2-11	.182	50-58	.862	11	45	56	5.1	28	0	13	26	10	8	190	17.3
10	CARLINO, Matt	11-11	293	26.6	44-112	.393	15-51	.294	25-32	.781	6	29	35	3.2	29	2	47	22	4	11	128	11.6
01	ABOUO, Charles	11-11	284	25.8	32-84	.381	7-29	.241	31-40	.775	13	33	46	4.2	34	2	32	11	1	10	102	9.3
13	ZYLSTRA, Brock	11-9	328	29.8	29-60	.483	14-39	.359	15-25	.600	13	43	56	5.1	24	0	20	16	1	15	87	7.9
02	CUSICK, Craig	11-0	196	17.8	16-33	.485	12-19	.632	6-10	.600	1	15	16	1.5	11	0	16	9	0	13	50	4.5
33	AUSTIN, Nate	11-0	139	12.6	18-35	.514	2-8	.250	10-20	.500	20	25	45	4.1	27	1	6	4	2	3	48	4.4
20	WINDER, Anson	11-2	145	13.2	12-34	.353	5-21	.238	6-8	.750	1	13	14	1.3	13	0	14	6	0	16	35	3.2
21	ROGERS, Stephen	5-0	35	7.0	3-12	.250	1-6	.167	2-2	1.000	1	6	7	1.4	5	0	5	2	1	1	9	1.8
24	HARRISON, Damarcus	9-0	42	4.7	6-16	.375	2-5	.400	0-0	.000	1	7	8	0.9	3	0	3	7	0	1	14	1.6
14	MARTINEAU, Nick	3-0	10	3.3	1-2	.500	1-1	1.000	0-0	.000	0	0	0	0.0	0	0	0	0	0	0	3	1.0
12	SHARP, Josh	8-0	33	4.1	0-1	.000	0-0	.000	7-10	.700	3	3	6	0.8	2	0	1	2	2	1	7	0.9
Team												24	18	42		1		2				
Total.....		11	2200		303-657	.461	61-190	.321	207-290	.714	124	309	433	39.4	216	6	185	144	38	100	874	79.5
Opponents.....		11	2173		258-626	.412	70-243	.288	185-267	.693	104	272	376	34.2	231	-	152	169	31	81	771	70.1

<b>TEAM STATISTICS</b>	<b>BY</b>	<b>OPP</b>	<b>Date</b>	<b>Opponent</b>	<b>Score</b>	<b>Att.</b>
SCORING	874	771	* 12/29/11	at Saint Mary's (CA)	L 82-98	3500
Points per game	79.5	70.1	* 12/31/11	SAN DIEGO	w 88-52	16369
Scoring margin	+9.4	-	* 01/05/12	at Loyola Marymount	w 73-65	3073
FIELD GOALS-ATT	303-657	258-626	* 01/07/12	SAN FRANCISCO	w 81-56	14823
Field goal pct	.461	.412	* 01/14/12	SANTA CLARA	w 95-78	16116
3 POINT FG-ATT	61-190	70-243	* 01/16/12	at San Diego	w 82-63	3204
3-point FG pct	.321	.288	* 01/19/12	LOYOLA MARYMOUNT	L 68-82	12751
3-pt FG made per game	5.5	6.4	* 01/21/12	at Pepperdine	w 77-64	3104
FREE THROWS-ATT	207-290	185-267	* 01/28/12	SAINT MARY'S	L 66-80	22700
Free throw pct	.714	.693	* 02/02/12	GONZAGA	w 83-73	19257
F-Throws made per game	18.8	16.8	* 02/04/12	at Portland	w 79-60	4159
REBOUNDS	433	376				
Rebounds per game	39.4	34.2				
Rebounding margin	+5.2	-				
ASSISTS	185	152				
Assists per game	16.8	13.8				
TURNOVERS	144	169				
Turnovers per game	13.1	15.4				
Turnover margin	+2.3	-				
Assist/turnover ratio	1.3	0.9				
STEALS	100	81				
Steals per game	9.1	7.4				
BLOCKS	38	31				
Blocks per game	3.5	2.8				
ATTENDANCE	102016	17040				
Home games-Avg/Game	6-17003	5-3408				
Neutral site-Avg/Game	-	0-0				

\* = Conference game

<b>Score by Periods</b>	<b>1st</b>	<b>2nd</b>	<b>Totals</b>
BYU	403	471	874
Opponents	356	415	771

