

2011-12 BYU BASKETBALL GAME NOTES



Game 25 — BYU (18-6, 6-3) vs. No. 24/RV Gonzaga (17-3, 7-1)

Thursday, Feb. 2, 2012 • 9 p.m. MST

Provo, Utah • Marriott Center (22,700)

TV: ESPN2

TV Talent: Dave Flemming (play-by-play) and Sean Farnham (analyst)

Live Video: ESPN3.com

Radio: KSL 102.7 FM / 1160 AM

BYU Radio - Sirius XM 143

Radio Talent: Greg Wrubell (play-by-play) and Mark Durrant (analyst)

Live Audio: KSL.com

Live Stats: BYUcougars.com

2011-12 SCHEDULE

All times local to site

OCTOBER

26	Wed	Cougar Tipoff (Exhibition)	74-71
29	Sat	Midwestern State (Exh-BYUtv) W	91-74

NOVEMBER

4	Fri	Dixie State (Exh-BYUtv)	W, 96-85
11	Fri	@ Utah State (KCSG)	L, 62-69
15	Tue	BYU-Hawaii (BYUtv)	W, 73-52
18	Fri	Longwood (BYUtv)*	W, 92-60
22	Tue	Prairie View A&M (BYUtv)*	W, 90-51
25	Fri	vs. Nevada (BYUtv)*	W, 76-55
26	Sat	vs. Wisconsin*	L, 56-73
30	Wed	vs. Northern Arizona (BYUtv) ^	W, 87-52

Tim's Toyota Center

DECEMBER

3	Sat	vs. Oregon (ESPNU)	W, 79-65
		EnergySolutions Arena	
7	Wed	Weber State (BYUtv)	W, 94-66
10	Sat	@ Utah (FSN)	W, 61-42
17	Sat	Baylor (BYUtv)	L, 83-86
20	Tue	Buffalo (BYUtv)	W, 93-78
22	Thu	UC Santa Barbara (BYUtv)	W, 89-75
27	Tue	Cal State San Marcos (BYUtv)	W, 79-51
29	Thu	@ Saint Mary's (ESPN2)	L, 82-98
31	Sat	San Diego (BYUtv)	W, 88-52

JANUARY

5	Thu	@ Loyola Marymount	W, 73-65
7	Sat	San Francisco (BYUtv)	W, 81-56
14	Sat	Santa Clara (ESPNU)	W, 95-78
16	Mon	@ San Diego (BYUtv)	W, 82-63
19	Thu	Loyola Marymount (BYUtv)	L, 68-82
21	Sat	@ Pepperdine (BYUtv)	W, 77-64
25	Wed	@ Virginia Tech (ESPN3)	W, 70-68
28	Sat	Saint Mary's (ESPNU)	L, 66-80

FEBRUARY

2	Thu	Gonzaga (ESPN2)	9 pm
4	Sat	@ Portland (BYUtv)	7 pm
11	Sat	Pepperdine (BYUtv)	4 pm
16	Thu	@ San Francisco (ESPNU)	7 pm
18	Sat	@ Santa Clara (ESPNU)	4 pm
23	Thu	@ Gonzaga (ESPN2)	8 pm
25	Sat	Portland (BYUtv)	4 pm
29	Wed	WCC Championships	TBA

MARCH

1	Thu	WCC Championships	TBA
2	Fri	WCC Championships (ESPNU)	TBA
3	Sat	WCC Championships (ESPN2)	TBA
5	Mon	WCC Championships (ESPN/ESPN2)	TBA

* Chicago Invitational Challenge

^ Lumberjack Classic

BYU ATHLETIC COMMUNICATIONS

30 Smith Fieldhouse • Provo, Utah 84602 • BYUcougars.com • (801) 422-8948

MBB Contact: Kyle Chilton • O: (801) 422-4909 • C: (801) 372-2080 • kyle_chilton@byu.edu

BYU Cougars	No. 24/RV Gonzaga	Series Information	Up Next
2011-12 Record 18-6	2011-12 Record 17-3	Series tied 1-1	at Portland
WCC Record 6-3	WCC Record 7-1	Last Meeting	Saturday, Feb. 4, 7 p.m. PST ...
Head Coach Dave Rose	Head Coach Mark Few BYU won 89-67, 3/19/11	TV
Alma Mater. ... Houston, 1983	Alma Mater. ... Oregon, 1987	In Provo	Online Video
Career Record. ... 177-51 (7th)	Career Record. ... 333-86 (13th)	At Gonzaga	Radio
Record at BYU	Record at Gonzaga	Neutral	Online Audio

QUICK HITS

- Dave Rose is second in program history in wins (177) and first in winning percentage (.776).
- After scoring 20 points at Pepperdine, Noah Hartssock became the 43rd member of the 1,000-point club at BYU. He now has 1,040 career points and is 41st all-time in scoring at BYU.
- After shooting 0 for 4 in the first half against Saint Mary's, Matt Carlino scored 15 points in the second half, including a stretch when he scored 11 of BYU's 12 points to cut the deficit to 72-63.

PROJECTED STARTERS



#10 • Matt Carlino • G

6-2 • 175 • Fr.
Scottsdale, Ariz.
Bloomington South HS

Pts	Reb	Ast	Stl
12.4	3.5	4.4	1.1

Has scored in double figures in 9 games, including his first five collegiate games ... has hit a 3-pointer in 12 of 14 games ... has posted 6-plus assists five times ... made collegiate debut on Dec. 17 against Baylor ... posted a double-double against Buffalo with 10 points, 11 assists ... had 21 points, 8 assists vs. SCU



#13 • Brock Zylstra • G

6-6 • 210 • Jr.
La Verne, Calif.
Bonita HS

Pts	Reb	Ast	Stl
8.4	4.1	2.2	1.3

Has started all 24 games ... shooting .458 from the field and .402 from three ... scored a career-best 26 vs. Buffalo ... had 23 points vs. Northern Arizona ... against San Francisco tied BYU record for consecutive made 3s with 6 and scored 22 points ... hit the game winner at Virginia Tech ... has hit a three in 18 of 24 games ... has 3-plus assists in 11 games



#1 • Charles Abouo • G

6-5 • 215 • Sr.
Abidjan, Cote d'Ivoire
Brewster Academy

Pts	Reb	Ast	Stl
11.1	6.0	3.0	1.1

Has started all 24 games ... shooting .433 from the field, .368 from 3 ... has scored in double figures 13 times this season ... had a double-double with 19 points, 16 rebounds vs. Longwood ... had 12 rebounds vs. Oregon ... totaled 14 points, 7 boards, 7 assists at San Diego ... has posted 4-plus assists nine times and 2-plus steals eight times



#34 • Noah Hartssock • F

6-8 • 230 • Sr.
Bartlesville, Okla.
Bartlesville HS

Pts	Reb	Ast	Blk
17.5	5.4	1.5	1.6

Leads the team in scoring and blocked shots ... is shooting .582 from the field and .836 from the free throw line ... has scored in double figures in 23 of 24 games this season ... has scored 20-plus points 9 times ... has shot .500 or better in all but four games and .600 or better in 10 games ... WCC Player of the Month for December



#0 • Brandon Davies • F

6-9 • 235 • Jr.
Provo, Utah
Provo HS

Pts	Reb	Ast	Blk
14.3	7.9	2.3	1.3

In WCC play is first in the league in scoring (18.7) and second in rebounding (9.3) ... has five double-doubles ... averaging at least one of everything (pts, reb, ast, stl, blk) ... shooting .488 from the field and .729 from the free throw line ... has scored in double figures in 12-straight games ... named WCC Player of the Week (Jan. 2)

OFF THE BYU BENCH

2	Craig Cusick	G	6-2	185	Jr.	3.1	1.1	Orem, Utah (Utah)
5	Chris Collinsworth	F	6-9	235	So.	0.0	0.5	Provo, Utah (Provo HS)
12	Josh Sharp	F	6-7	185	Fr.	1.5	1.7	Highland, Utah (Utah)
14	Nick Martineau	G	6-0	170	Jr.	0.6	0.4	Fruit Heights, Utah (Davis HS)
20	Anson Winder	G	6-3	195	Fr.	4.1	1.3	Las Vegas, Nev. (Bishop Gorman HS)
21	Stephen Rogers	F	6-8	195	Jr.	7.2	1.9	Mesa, Ariz. (Mesa CC)
24	Damarcus Harrison	G	6-5	190	Fr.	3.4	1.0	Greenwood, S.C. (Christ School)
33	Nate Austin	F/C	6-10	215	Fr.	4.4	3.8	Alpine, Utah (Lone Peak HS)

Redshirts

3	Austin Nelson	G	6-0	160	Fr.	—	—	Henderson, Nev. (Coronado HS)
15	Jaren Sweeney	G/F	6-5	190	Fr.	—	—	Mesa, Ariz. (Mountain View HS)
42	Ian Harward	F/C	6-10	215	Fr.	—	—	Orem, Utah (Orem HS)

Hit a 3-pointer against Saint Mary's, 10 of 14 from 3 in WCC play
Had his right knee scoped on Dec. 13, out 6 to 12 weeks from that date
Played 1 minute and had 1 rebound vs. Saint Mary's
Did not play vs. Saint Mary's
Had 8 points, 4 rebounds and 3 steals vs. Saint Mary's
Played 3 minutes vs. Saint Mary's, his first action since Jan. 16 vs. San Diego
Played 2 minutes vs. Saint Mary's
Had 4 points, 3 rebounds and 1 steal vs. Saint Mary's

Coronado's all-time leader in scoring and assists
Earned first-team all-state honors and helped Mountain View to a state title
Prepped at Orem High School where he averaged 14.0 points as a senior



BYU SERIES VS. GONZAGA'S

Overall Series Record: Series tied 1-1

BYU Record in Provo: 0-0

BYU Record at Gonzaga: 0-0

BYU Record at Neutral Sites: 1-1

BYU Record Under Dave Rose: 1-0

12-16-49	vs. Gonzaga*	41-46	L
3-19-11	vs. Gonzaga ^	89-67	W

*Los Angeles Invitational

^ NCAA Tournament

COMPARING THE STATS

Season Averages Overall	BYU	Gonzaga
Points Scored/Game	79.0	73.8
Points Allowed/Game	65.9	62.7
FG Percentage	.474	.463
FG Percentage Defense	.403	.417
3FG Percentage	.359	.374
3FG/Game	7.1	6.3
3FG Percentage Defense	.315	.324
FT Percentage	.709	.703
Rebounds/Game	39.2	37.2
Rebounds Allowed/Game	33.3	30.5
Assists/Game	17.9	13.7
Turnovers	13.4	13.2
Steals/Game	7.8	7.3
Blocks/Game	4.4	3.6

GONZAGA'S PROBABLE STARTERS

Name	Ht.	Pos.	Ppg	Rpg
Kevin Pangos	6-1	G	13.3	2.7
Gary Bell, Jr.	6-1	G	9.9	2.0
Guy Landry Edi	6-6	F	4.4	2.8
Elias Harris	6-7	F	13.7	8.0
Robert Sacre	7-0	C	11.6	6.7

BY THE NUMBERS

3 The number of consecutive games in which Noah Hartsock scored 20-plus points prior to the Saint Mary's game. He totaled a career-best 28 points vs. Loyola Marymount (11 of 15 FGs, 6 of 7 FTs), 20 at Pepperdine (8 of 14 FGs, 4 of 4 FTs) and 22 at Virginia Tech (7 of 12 FGs, 7 of 8 FTs).

5 The number of double-doubles for Brandon Davies this season. He had 18 points and 13 rebounds vs. Baylor, 14 points and 13 rebounds vs. Cal State San Marcos, 21 points and 22 rebounds vs. San Diego, 15 points and 10 rebounds at Loyola Marymount and 12 points and 12 rebounds at San Diego.

6 The number of different players who have scored 20-plus points in a single game this season. Brandon Davies scored 25 vs. BYU-Hawaii, 28 at Saint Mary's, 21 vs. San Diego, 23 vs. Santa Clara and 29 at Pepperdine; Charles Abouo had 22 vs. Nevada; Noah Hartsock has done so nine times with the last being 22 at Virginia Tech; Brock Zylstra scored 23 vs. Northern Arizona, 26 vs. Buffalo and 22 vs. San Francisco; Anson Winder had 20 vs. Buffalo and Matt Carlino had 22 vs. UC Santa Barbara and 21 vs. Santa Clara.

6 The number of 20-win seasons for BYU head coach Dave Rose. He is the second coach in BYU history to begin his career with six-straight 20-win seasons. Rose is tied with Roger Reid and Stan Watts for the most 20-win seasons in BYU history. Rose also has five 25-win seasons, a program record.

20-20 Brandon Davies had 21 points and 22 rebounds vs. San Diego on Dec. 31, 2011, BYU's first 20-20 game since Mark Handy had 20 points and 23 rebounds vs. Wyoming on March 7, 1975.

27 The number of 3-pointers BYU hit during a two-game stretch (vs. Longwood and Prairie View A&M). The 27 3s are a BYU record for most 3s in a two-game stretch. The Cougars shot .563 (27 of 48) from three during the two games.

63.3 The percentage of field goals BYU has assisted on this season (421 assists on 654 field goals). The Cougars set their season best ratio with assists on 93.1 percent of their field goals against San Francisco (27 assists on 29 field goals). The 93.1 percent mark is the third-highest ratio in program history.

105 BYU's win total the last four seasons (25 in 2008-09, 30 in 2009-10, 32 in 2010-11 and 18 this season). Charles Abouo has played in all 105 wins over the last four seasons to place him third all-time in program history in wins played in behind Jimmer Fredette (112) and Jackson Emery (106) and just ahead of Jonathan Tavernari (103). Noah Hartsock played in his 100th victory with BYU's win at Virginia Tech.

161 The number of career blocks for senior Noah Hartsock, fourth all-time in program history. Hartsock had a season-best four blocks vs. Wisconsin, vs. Oregon and at Utah. Greg Kite is first with 208 blocks, Shawn Bradley is second with 177 and Russell Larson is third with 166.

177 BYU head coach Dave Rose's win total. He is second all-time in career wins at BYU behind Stan Watts (371 victories from 1949-72), a member of the Basketball Hall of Fame.

LAST TIME OUT: BYU VS. SAINT MARY'S

PROVO, Utah – BYU men's basketball was defeated by Saint Mary's College in a West Coast Conference matchup, 80-66, in the Marriott Center on Saturday.

Matt Carlino and Noah Hartsock led the Cougars with 15 points each, followed closely by Brandon Davies who scored 14 points in the loss. Davies led the team in rebounds with seven.

Davies brought the Marriott Center faithful to their feet in the first play of the game as he delivered the one-handed slam to give the Cougars their first points of the game. Davies and Hartsock would combine for 18 of BYU's 28 first-half points. The game was close initially with five tied scores in the opening minutes but there was only one lead change and once the Gaels took it they never gave it back.

The Saint Mary's defense and strong three-point shooting caused problems for BYU early on. The Gael's Clint Steindl came off the bench and instantly provided a spark, shooting 4 for 4 from long-range and scoring 14 first half points.

Hot shooting by Saint Mary's continued to be a problem for BYU throughout the remainder of the game as the Gaels shot 55.8% from the field. Freshman Brad Waldow scored in the paint with a lay-in with 4:11 remaining in the first half to give the Gael's their largest lead of the half with the score 32-20. Several fouls were called in the final minutes of the half and Saint Mary's went into the locker room with a 40-28 lead.

In the opening seconds of the second half the Gaels were able to score five quick points. BYU was whistled for a technical foul due to the crowd throwing debris on the court and Saint Mary's was able to convert the two free throw shots followed by a trey to take a 45-28 lead just 14 seconds into the second half.

This proved to be a game-changing string of events as the Gaels continued to extend their lead taking their largest lead of the night, 57-34 off a jumper by Rob Jones with 16:45 remaining.



2011-12 BYU QUICK FACTS

UNIVERSITY INFO

Location: Provo, Utah 84602
 Elevation: 4,553 feet
 Enrollment: 32,955 (Daytime)
 Founded: October 15, 1875
 Owned: The Church of Jesus Christ of Latter-day Saints
 Nickname: Cougars
 Mascot: Cosmo
 Colors: Blue and White
 Arena (capacity): Marriott Center (22,700)
 Conference: West Coast Conference
 President: Cecil O. Samuelson (Utah, 1966)
 Athletic Director: Tom Holmoe (BYU, 1983)
 Athletic Website: byucougars.com
 Tickets: 422-BYU1 or 1-800-322-BYU1

BYU COACHING STAFF

Head Coach: Dave Rose
 Alma Mater (year): Houston (1983)
 Record at School (years): 177-51 (7th year)
 Career Division I Record (years): same
 Basketball Office Fax: (801) 422-5965
 Assistant Coaches (Alma Mater, year)
 Terry Nashif (BYU, 2005)
 Tim LaComb (Utah, 2006)
 Mark Pope (Kentucky, 1996)
 Dir. of Basketball Operations: Mike Hall (BYU, 2005)

2010-11 REVIEW

2010-11 Overall Record: 32-5
 Conference Record/Finish: 14-2 (T-1st MWC)
 2011 Postseason: (2-1) Lost, NCAA Regional Semifinals (New Orleans) vs. Florida, 74-83 (OT)
 2011 Final National Ranking: 10/13

2011-12 PREVIEW

Lettermen Returning/Lost: 7/5
 Newcomers: 7
 Returning Redshirt Freshmen: 2
 Starters Returning/Lost: 3/3
 Returning Scoring: 38.6% (1162 of 3,012 pts)
 Returning Rebounding: 60.0% (856 of 1,425 reb)
 Returning Assists: 33.3% (179 of 538 ast)
 Returning Blocks: 82.0% (123 of 150)
 Returning Minutes: 45.2% (3,379 of 7,474)

BYU HISTORY

First Year of Basketball: 1903
 Overall All-Time Record: 1658-1011 (.621)
 Winning Seasons: 84 (last 2011)
 Regular Season Conf. Championships: 29 (last 2011)
 Postseason Appearances (record): 36 (26-37)
 Total NCAA Appearances (record): 26 (14-29)
 Last NCAA Appearance: 2011
 Second Round: W vs. Wofford, 74-66
 Third Round: W vs. Gonzaga, 89-67
 Sweet 16: L vs. Florida, 74-83 (OT)
 Total NIT Appearances (Record): 10 (12-8)
 Last NIT Appearance: 2006
 Result: (0-1) lost at Houston, 77-67

IMPROVEMENT AT THE CHARITY STRIPE

Through BYU's first 18 games, the Cougars were shooting .692 from the free throw line and had hit .700 or better from the line in just seven games. BYU has made a big improvement over its last six games, shooting .714 or better in five of six games and .747 overall (121-162). With Brandon Davies (11 of 12) and Noah Hartsock (7 of 8) leading the way, BYU had one of its best efforts from the line of the season at Virginia Tech when it hit 21 of 24 (.875).

OLD RELIABLE

Since the seventh game of his sophomore season (2009-10), Noah Hartsock has started 90 of 91 games, including all 24 this season. The only game he did not start during that stretch was the first game of last season when he scored 21 points against Fresno State, a career high at the time. Along the way, Hartsock has climbed the rankings into BYU's top-four shot blockers and recently became the 43rd member of BYU's 1,000-point club and the fifth Cougar to play in 100 victories. He has also scored in double figures in 23 of 24 games this season.

FRESHMEN FINDING THEIR WAY

Several freshmen have made significant contributions this season. Some of the top performances by BYU's freshmen this season are listed below.

Name	Opponent	Stats
Anson Winder	Longwood	8 points, 5 assists
Anson Winder	Prairie View A&M	11 points, 4 assists, 3 rebounds
Anson Winder	vs. Nevada	9 points, 4 rebounds, 4 assists, 4 steals
Anson Winder	vs. Northern Arizona	3 points, 9 assists, 2 blocks, 3 steals
Anson Winder	vs. Oregon	10 points, 2 3s, 6 assists, 1 steal
Damarcus Harrison	Longwood	11 points, 3 3s
Damarcus Harrison	Baylor	8 points, 3 boards, 1 assist, 1 block, 1 steal
Damarcus Harrison	Cal State San Marcos	8 points, 3 rebounds, 2 assists, 2 steals
Nate Austin	vs. Northern Arizona	11 points, 5 of 6 shooting, 4 rebounds
Nate Austin	vs. Oregon	9 points, 4 of 7 shooting, 6 rebounds
Nate Austin	Weber State	15 points, 7 of 8 shooting, 9 rebounds, 1 block
Nate Austin	Buffalo	7 points, 9 rebounds, 1 assist, 1 steal
Nate Austin	at Loyola Marymount	8 points, 4 of 5 shooting, 6 rebounds
Nate Austin	San Francisco	4 points, 9 rebounds, 1 assist, 1 steal
Matt Carlino	Baylor	18 points, 4 of 8 3s, 2 assists, 1 block, 1 steal
Matt Carlino	Buffalo	10 points, 11 assists, 7 rebounds, 3 steals
Matt Carlino	UC Santa Barbara	22 points, 6 assists, 1 block, 2 steals
Matt Carlino	Cal State San Marcos	19 points, 2 rebounds, 3 steals
Matt Carlino	at Saint Mary's	13 points, 6 assists, 4 rebounds
Matt Carlino	at Loyola Marymount	9 points, 7 assists, 1 steal
Matt Carlino	San Francisco	12 points, 4 assists, 2 steals
Matt Carlino	Santa Clara	21 points, 3 rebounds, 8 assists, 1 block, 1 steal

NO, I WON'T GET OUT OF YOUR WAY

Junior forward Brandon Davies has made a habit of making the opposition pay when they drive to the basket. On the season he has taken 26 charges, including a season-best four at Utah State. He took three charges against BYU-Hawaii, at Saint Mary's and vs. Loyola Marymount and two charges three times. Nate Austin has taken his fair share of charges as well with a total of 20. He took three charges against Longwood, Buffalo and Saint Mary's and two three times.

ALL-TIME BLOCKS LEADERS

Noah Hartsock has established himself as one of the best shot blockers in BYU history. He is currently fourth all-time in program history.

Blocks	Seasons	GP	Blocks	Blocks/G
1. Greg Kite	1979-83	112	208	1.9
2. Shawn Bradley	1990-91	34	177	5.2
3. Russell Larson	1991-95	129	166	1.3
4. Noah Hartsock	2008-present	124	161	1.3

CARLINO'S DEBUT

Matt Carlino made his long awaited debut against No. 6 Baylor on Dec. 17, 2011. He totaled 18 points, four 3-pointers and two assists. Here are some of the top debuts by BYU freshmen.

Shawn Bradley	11/14/90	East Tennessee State	23 points, 14 rebounds, 5 blocks, 8-15 FGs
Mike Rose	11/21/03	Southern Utah	26 points, 8-13 3-pointers, 6 assists
Russell Larson	11/26/91	Utah State	21 points, 12 rebounds, 3 blocks, 8-10 FGs
Matt Carlino	12/17/11	No. 6 Baylor	18 points, 4-8 3s, 2 assists, 1 block, 1 steal
Danny Ainge	11/26/77	UCLA	13 points, 6 rebounds, 2 assists
Mark Bigelow	11/13/98	Wofford	12 points, 6 rebounds, 2 assists, 4-6 FGs
Devin Durrant	11/24/78	Hawaii	13 points, 5 rebounds, 3 assists, 1 block, 1 steal



AMONG THE NATION'S BEST

BYU men's basketball is one of the most successful programs in the nation in recent history. See below.

Best Combined Record 09-10 and 10-11

Team	W	L	Pct.
1. Kansas	68	6	.919
2. Duke	67	10	.870
3. Ohio State	63	11	.851
4. <i>BYU</i>	62	11	.849
5. Kentucky	64	12	.842

Teams With 25 Wins, Last Five Seasons

- *BYU*
- Butler
- Kansas
- Pittsburgh

NEW HOME

The 2011-12 season is BYU's first as a member of the West Coast Conference. The Cougars have played each member of the league at least twice all time. See below for BYU's all-time record vs. its new conference and its record under Dave Rose vs. those teams.

Opponent	All-time	Rose vs.	In 11-12
Gonzaga	1-1	1-0	0-0
LMU	2-3	2-2	1-1
Pepperdine	5-4	3-0	1-0
Portland	5-0	3-0	0-0
St. Mary's	8-4	1-2	0-2
San Diego	4-0	2-0	2-0
USF	6-5	2-0	1-0
Santa Clara	16-5	1-0	1-0
<i>Total</i>	<i>47-22</i>	<i>15-4</i>	<i>6-3</i>

ROSTER BREAKDOWN

Starters Returning	Pos.	Yr.	In 2010-11		
			Ppg	Rpg	Exp
Charles Abouo	G/F	Sr.	7.2	4.8	3L
Brandon Davies	F	Jr.	11.1	6.2	2L
Noah Hartsock	F	Sr.	8.6	5.9	3L

Other Returnees	Pos.	Yr.	In 2010-11		
			Ppg	Rpg	Exp
Matt Carlino**	G	Fr.	—	—	RS
Chris Collinsworth	F	So.	5.9	5.6	2L
Craig Cusick ^	G	Jr.	—	—	PS
Nick Martineau	G	Jr.	0.7	0.4	2L
Stephen Rogers	F	Jr.	4.1	2.2	1L
Anson Winder**	G	Fr.	—	—	RS
Brock Zylstra	G	Jr.	1.1	1.3	2L

** Redshirted in 2010-11

^ A member of the practice squad in 2010-11

Newcomers	Pos.	Yr.
Nate Austin	F/C	Fr.
Damarcus Harrison	G	Fr.
Ian Harward	F/C	Fr.
Austin Nelson	G	Fr.
Josh Sharp	F	Fr.
Jaren Sweeney	G/F	Fr.

BYU BASKETBALL ON KSL NEWSRADIO/BYU RADIO

(102.7 FM and 1160 AM; SiriusXM 143)

The "Voice of the Cougars" is KSL Newsradio's Greg Wrubell, in his 16th season as the play-by-play broadcaster for BYU Basketball. Joining Wrubell on the broadcasts is former Cougar letterman Mark Durrant, in his 15th year as game analyst. All game broadcasts start one hour prior to tipoff with "Cougar Pregame Live."

Other Ways to Listen

Fans can listen to the radio broadcasts via ksl.com and byuradio.org, and via the KSL and KSLGameCenter apps for iPhone and Android. Those in the Marriott Center can listen to home game broadcasts by tuning their portable radios to KSL's delay-free and static-free in-arena translator at 1100 AM.

Network Affiliates

- KMGR 95.9 FM - Manti, Utah
- KDXU 890 AM - St. George, Utah
- KSUB 590 AM - Cedar City, UT
- KTHK 105.5 FM - Blackfoot, Idaho Falls, Pocatello, Idaho

"BYU BASKETBALL WITH HEAD COACH DAVE ROSE" ON KSL NEWSRADIO/BYU RADIO

Dave Rose's weekly radio show is broadcast live from Legends Grille on the BYU campus, Tuesdays from 7 to 8 p.m. MST. The show will feature appearances by BYU players and coaches, and a question-and-answer segment with Coach Rose.

"BYU BASKETBALL WITH HEAD COACH DAVE ROSE" ON KSL 5 TV

Dave Rose's weekly television show airs Sunday evenings at 11 p.m. MST. The show will include weekly features on BYU players and coaches, and an "X's and O's" segment with Coach Rose.

SHARING THE ROCK

In BYU's 81-56 victory over San Francisco on Jan. 7, the Cougars had one of the best games in program history in terms of sharing the basketball. BYU hit 29 shots against the Dons and assisted on 27, including all 16 baskets in the first half and the first 18 of the game. The 27 assists on 29 made shots is a ratio of .931, the third best in a single-game in program history. The BYU record for a single game was set in 2001 against Idaho when BYU had assists on 20 of 21 baskets (.952).

#winning

BYU has achieved a high level of success under Dave Rose. See some of the accomplishments below.

- 6-consecutive 20-win seasons
- 5-consecutive 25-win seasons
- 2-consecutive 30-win seasons
- 114 wins from 2007 to 2011 — most wins in a four-year stretch in program history
- From the 2008-09 season to now, BYU has won 105 games and Charles Abouo has played in every victory and every game during that stretch
- Noah Hartsock has played in 100 of the 105 victories from 2008-09 to now (he missed six games in 2008-09 due to an ankle sprain)
- Abouo (105) and Noah Hartsock (100) have joined Jimmer Fredette (112), Jackson Emery (106) and Jonathan Tavernari (103) as the only Cougars in program history to have played in 100 victories
- BYU advanced to the Sweet 16 in 2011 for the first time since 1981
- Under Rose, BYU has won four conference titles and finished second his other two years as head coach
- Rose and Roger Reid are the only BYU coaches to win 20-plus games in each of their first six seasons — Rose has the opportunity to become to first to win 20-plus games in each of his first seven seasons
- BYU basketball has 10 25-win seasons in its 110-year history and Rose has been the head coach of five of those teams



BYU'S 2011-12 RECORD WHEN

At home	10-3
On the road	5-2
On a neutral floor	3-1
On Television	17-6
On BYUtv	14-2
On ESPN2	0-1
On ESPNU	2-1
On FSN	1-0
On KCSG	0-1
On Big Ten Network	0-1
On Monday	1-0
On Tuesday	4-0
On Wednesday	3-0
On Thursday	2-2
On Friday	2-1
On Saturday	6-3
Coming off a win	13-5
Coming off a loss	5-0
Had two or more days between last game	13-3
Had only one day between last game	5-1
Playing the next day after a game	0-1
BYU scores 100 or more points	0-0
BYU scores between 90-99 points	5-0
BYU scores between 80-89 points	5-2
BYU scores between 70-79 points	7-0
BYU scores between 60-69 points	1-3
BYU scores below 60 points	0-1
Opponent scores 90 or more points	0-1
Opponent scores between 80-89 points	0-3
Opponent scores between 70-79 points	3-1
Opponent scores between 60-69 points	7-1
Opponent scores between 50-59 points	7-0
Opponent scores below 50 points	1-0
BYU leads at half	17-1
Opponent leads at half	0-5
Score tied at half	1-0
BYU leads with 5 minutes left	17-0
Opponent leads with 5 min. left	0-6
Score tied with 5 minutes left	1-0
BYU leads with 1 minute left	18-0
Opponent leads with 1 min. left	0-6
Score tied with 1 minute left	0-0
Game goes into overtime	0-0
BYU shoots 50 % or better	9-0
Opponent shoots 50 % or better	0-4
BYU outshoots opponent	16-1
Opponent outshoots BYU	2-5
Teams shoot equal from the field	0-0
BYU outrebounds opponent	16-1
Opponent outrebounds BYU	1-5
BYU and opponent tie in rebounds	1-0
vs. top-25 ranked opponent	0-3
vs. 2011 regular-season conference champions	0-3
vs. 2011 postseason teams	7-4

# PLAYERS IN DOUBLE FIGURES	11-12	CONF
One Player	0-1	0-0
Two Players	3-0	1-0
Three Players	6-4	2-3
Four Players	7-1	3-0
Five Players	1-0	0-0
Six Players	1-0	0-0

LATE FREE THROWS	5:00-2:00	2:00-0:00/OT
Charles Abouo	7-9 (.778)	6-6 (1.000)
Noah Hartsock	6-6 (1.000)	4-4 (1.00)
Brandon Davies	9-13 (.692)	3-3 (1.000)
Nick Martineau	—	1-2 (.500)
Josh Sharp	2-4 (.500)	6-8 (.750)
Nate Austin	2-5 (.400)	5-8 (.625)
Damarcus Harrison	—	1-2 (.500)
Anson Winder	2-3 (.667)	7-9 (.778)
Craig Cusick	—	9-11 (.818)
Matt Carlino	3-6 (.500)	6-8 (.750)
Brock Zylstra	—	1-2 (.500)
Team	31-46 (.674)	49-63 (.778)

DUNKS	11-12	CAREER
Charles Abouo	3	16
Brandon Davies	21	45
Chris Collinsworth	0	4
Noah Hartsock	4	9
Brock Zylstra	1	2
Stephen Rogers	1	2
Josh Sharp	1	1
Anson Winder	1	1
Nate Austin	2	2
Damarcus Harrison	3	3
BYU	37	
Opponents	25	

BYU STARTING LINEUPS

OPPONENT	(1)	(2)	(3)	(4)	(5)
at Utah State	Zylstra	Rogers	Abouo	Hartsock	Davies
BYU-Hawaii	Zylstra	Rogers	Abouo	Hartsock	Davies
Longwood	Cusick	Zylstra	Abouo	Hartsock	Davies
Prairie View A&M	Cusick	Zylstra	Abouo	Hartsock	Davies
vs. Nevada	Winder	Zylstra	Abouo	Hartsock	Davies
vs. Wisconsin	Winder	Zylstra	Abouo	Hartsock	Davies
vs. Northern Arizona	Winder	Zylstra	Abouo	Hartsock	Davies
vs. Oregon	Winder	Zylstra	Abouo	Hartsock	Davies
Weber State	Winder	Zylstra	Abouo	Hartsock	Davies
at Utah	Winder	Zylstra	Abouo	Hartsock	Davies
Baylor	Cusick	Zylstra	Abouo	Hartsock	Davies
Buffalo	Carlino	Zylstra	Abouo	Hartsock	Davies
UC Santa Barbara	Carlino	Zylstra	Abouo	Hartsock	Davies
Cal State San Marcos	Carlino	Zylstra	Abouo	Hartsock	Davies
at Saint Mary's	Carlino	Zylstra	Abouo	Hartsock	Davies
San Diego	Carlino	Zylstra	Abouo	Hartsock	Davies
at Loyola Marymount	Carlino	Zylstra	Abouo	Hartsock	Davies
San Francisco	Carlino	Zylstra	Abouo	Hartsock	Davies
Santa Clara	Carlino	Zylstra	Abouo	Hartsock	Davies
at San Diego	Carlino	Zylstra	Abouo	Hartsock	Davies
Loyola Marymount	Carlino	Zylstra	Abouo	Hartsock	Davies
at Pepperdine	Carlino	Zylstra	Abouo	Hartsock	Davies
at Virginia Tech	Carlino	Zylstra	Abouo	Hartsock	Davies
Saint Mary's	Carlino	Zylstra	Abouo	Hartsock	Davies
Gonzaga					
at Portland					
Pepperdine					
at San Francisco					
at Santa Clara					
Gonzaga					
Portland					

WON-LOSS RECORDS/STARTING LINEUPS

RECORD	(1)	(2)	(3)	(4)	(5)
1-1	Zylstra	Rogers	Abouo	Hartsock	Davies
2-1	Cusick	Zylstra	Abouo	Hartsock	Davies
5-1	Winder	Zylstra	Abouo	Hartsock	Davies
10-3	Carlino	Zylstra	Abouo	Hartsock	Davies

FREE THROW STREAKS

Abouo	14	12/31/11 - 1/19/12	Hartsock	8	12/3/11 - 12/7/11
Davies	11	11/22/11 - 12/10/11	Abouo	8	11/22/11 - 12/7/11
Hartsock	10	11/25/11 - 12/3/11	Hartsock	8	12/22/11 - 12/27/11
Hartsock	10	12/7/11 - 12/20/11	Winder	8	12/22/11 - 1/25/12
Hartsock	9	1/14/12 - 1/19/12	Davies	7	11/11/11 - 11/15/11
Hartsock	9	1/19/12 - 1/25/12	Davies	7	12/10/11 - 12/17/11
Hartsock	9	1/25/12 - current	Davies	7	1/21/12
Abouo	9	12/22/11 - 12/27/11			
Davies	8	1/25/12			
Hartsock	8	11/11/11 - 11/18/11			

MARGIN OF VICTORY

MARGIN	WINS	LOSSES
1 point		
2 points	1	
3 points		1
4 points		
5 points		
6 points		
7 points		1
8 points	1	
9 points		
10 points		
11 points		
12 points		
13 points	1	
14 points	2	2
15 points	1	
16-19 points	3 (19, 17, 19)	2 (17, 16)
20-24 points	2 (21, 21)	
25-29 points	3 (28, 28, 25)	
30-plus points	4 (32, 35, 36, 39)	

STREAKS

STREAK	11-12	OVERALL
Current won/loss streak	1 loss	same
At home	2 losses	same
On the road	2 wins	same
On a neutral floor	2 wins	same
At home vs. Nonconference	3 wins	same
At home vs. WCC	2 losses	same
On the road vs. Nonconference	2 wins	same
On the road vs. WCC	3 wins	same
On a neutral floor vs. Nonconference	2 wins	same
On a neutral floor vs. WCC	—	—
at regular-season tournament	1 loss	same
at WCC Tournament	—	—
at NCAA Tournament	—	1 loss
at NIT	—	2 losses
Games With a Three-Point Make	24	499

GAMES PLAYED

	2011-12	CAREER
Charles Abouo	24 (18-6)	130 (105-25)
Noah Hartsock	24 (18-6)	124 (100-24)
Brandon Davies	24 (18-6)	87 (75-13)
Brock Zylstra	24 (18-6)	73 (60-13)
Nick Martineau	14 (13-1)	60 (54-6)
Stephen Rogers	15 (12-3)	51 (43-8)
Chris Collinsworth	2 (1-1)	46 (36-10)
Craig Cusick	24 (18-6)	same
Josh Sharp	19 (14-5)	same
Damarcus Harrison	21 (15-6)	same
Nate Austin	24 (18-6)	same
Anson Winder	23 (18-5)	same
Matt Carlino	14 (10-4)	same

GAMES STARTED

	2011-12	CAREER
Noah Hartsock	24 (18-6)	90 (74-16)
Brandon Davies	24 (18-6)	51 (42-9)
Charles Abouo	24 (18-6)	50 (41-9)
Brock Zylstra	24 (18-6)	same
Matt Carlino	13 (10-3)	same
Anson Winder	6 (5-1)	same
Craig Cusick	3 (2-1)	same
Stephen Rogers	2 (1-1)	same



2011-12 SCORING BY HALF (BYU-OPPONENT)

	1ST HALF	(MARGIN)	FG %	2ND HALF	(MARGIN)	FG %	OT	(MARGIN)	FG %	FINAL	(MARGIN)	FG %
at Utah State	28-30	-2	50.0-47.6	34-39	-5	44.0-44.4	—	—	—	62-69	-7	46.8-45.8
BYU-Hawaii	40-17	+23	50.0-19.4	33-35	-2	47.8-40.5	—	—	—	73-52	+21	49.1-30.9
Longwood	35-29	+6	44.0-39.3	57-31	+26	63.6-42.9	—	—	—	92-60	+32	55.2-41.1
Prairie View A&M	34-25	+9	43.5-32.3	56-26	+30	67.9-26.3	—	—	—	90-51	+39	56.9-29.0
vs. Nevada	34-27	+7	46.7-34.5	42-28	+14	63.0-40.7	—	—	—	76-55	+21	54.4-37.5
vs. Wisconsin	32-34	-2	50.0-42.9	24-39	-15	36.0-60.0	—	—	—	56-73	-17	43.1-50.9
vs. Northern Arizona	44-21	+23	48.5-33.3	43-31	+12	54.5-41.4	—	—	—	87-52	+35	51.5-37.7
vs. Oregon	38-31	+7	37.8-41.7	41-34	+7	41.2-36.4	—	—	—	79-65	+14	39.4-38.6
Weber State	47-34	+13	40.9-32.4	47-32	+15	63.6-34.5	—	—	—	94-66	+28	50.6-33.3
at Utah	25-17	+8	26.9-18.2	36-25	+11	52.2-33.3	—	—	—	61-42	+19	38.8-26.9
Baylor	42-38	+4	45.7-46.4	41-48	-7	48.5-54.3	—	—	—	83-86	-3	47.1-50.8
Buffalo	47-39	+8	51.4-53.8	46-39	+7	55.2-52.8	—	—	—	93-78	+15	53.1-52.8
UC Santa Barbara	38-32	+6	48.6-50.0	51-43	+8	47.8-50.0	—	—	—	89-75	+14	48.3-50.0
Cal State San Marcos	32-23	+9	44.8-34.5	47-28	+19	54.5-38.5	—	—	—	79-51	+28	50.0-36.4
at Saint Mary's	43-53	-10	54.3-57.1	39-45	-6	42.4-53.6	—	—	—	82-98	-16	48.5-55.4
San Diego	34-24	+10	38.7-22.2	54-28	+26	60.7-23.5	—	—	—	88-52	+36	49.2-23.0
at Loyola Marymount	34-34	0	35.1-37.5	39-31	+8	53.8-31.4	—	—	—	73-65	+8	42.9-34.3
San Francisco	42-20	+22	61.5-25.8	39-36	+3	46.4-40.7	—	—	—	81-56	+25	53.7-32.8
Santa Clara	45-42	+3	53.6-51.7	50-36	+14	60.0-41.4	—	—	—	95-78	+17	56.9-46.6
at San Diego	37-29	+8	41.2-40.0	45-34	+11	50.0-41.2	—	—	—	82-63	+19	45.2-40.7
Loyola Marymount	28-34	-6	35.5-41.9	40-48	-8	41.4-45.5	—	—	—	68-82	-14	38.3-43.4
at Pepperdine	42-29	+13	50.0-35.5	35-35	0	42.1-50.0	—	—	—	77-64	+13	46.9-42.6
at Virginia Tech	29-25	+4	30.0-25.8	41-43	-2	36.1-64.0	—	—	—	70-68	+2	33.3-42.9
Saint Mary's	28-40	-12	37.0-53.6	38-40	-2	44.1-60.0	—	—	—	66-80	-14	41.0-55.8
Gonzaga												
at Portland												
Pepperdine												
at San Francisco												
at Santa Clara												
at Gonzaga												
Portland												
SEASON TOTALS	36.6-30.3	+6.3	44.2-38.0	42.4-35.6	+6.8	50.8-42.6	—	—	—	79.0-65.9	+13.1	47.4-40.3

2011-12 OFFENSIVE TRENDS (BYU-OPPONENT)

	PTS/PAINT	(MARGIN)	PTS OFF T.O.	(MARGIN)	2ND CHANCE PTS	(MARGIN)	FASTBREAK PTS	(MARGIN)	BENCH PTS	(MARGIN)	BIG RUN	BIG LEAD
at Utah State	22-20	+2	15-21	-6	7-9	-2	0-0	0	6-11	-5	5-0/11-0	4/11
BYU-Hawaii	30-22	+8	15-4	+11	11-8	+3	6-0	+6	18-13	+5	13-0/5-0	26/--
Longwood	26-12	+14	16-4	+12	25-3	+22	4-2	+2	44-16	+28	9-0/7-0	32/6
Prairie View A&M	30-24	+6	14-7	+7	12-10	+2	10-4	+6	41-19	+22	18-0/4-0	41/3
vs. Nevada	40-28	+12	22-10	+12	13-7	+6	16-2	+14	6-5	+1	16-0/9-0	24/2
vs. Wisconsin	30-24	+6	11-20	-9	12-9	+3	11-2	+9	19-23	-4	7-0/11-0	4/22
vs. Northern Arizona	28-26	+2	28-10	+18	10-2	+8	10-6	+4	27-24	+3	15-0/5-0	37/4
vs. Oregon	27-22	+5	17-9	+9	19-8	+11	6-0	+6	25-16	+9	13-0/8-0	21/8
Weber State	42-22	+20	14-9	+6	15-11	+4	10-2	+8	34-20	+14	8-0/10-0	34/3
at Utah	12-20	-8	8-2	+6	12-6	+6	2-0	+2	21-9	+12	10-0/5-0	22/4
Baylor	41-24	+17	20-26	-6	24-12	+12	11-2	+9	27-19	+8	11-0/6-0	13/9
Buffalo	28-34	-6	20-21	-1	17-9	+8	14-0	+14	31-15	+16	8-0/9-0	21/11
UC Santa Barbara	34-37	-3	18-19	-1	4-9	-5	8-3	+5	4-9	-5	9-0/7-0	15/5
Cal State San Marcos	46-24	+22	28-9	+19	12-6	+6	14-6	+8	20-17	+3	10-0/7-0	28/--
at Saint Mary's	33-32	+1	18-22	-4	18-13	+5	11-8	+3	15-13	+2	7-0/13-0	3/22
San Diego	32-14	+18	16-7	+9	9-10	-1	13-0	+13	21-29	-8	13-0/5-0	36/2
at Loyola Marymount	20-24	-4	16-20	-4	12-13	-1	0-4	-4	21-14	+7	8-0/12-0	13/8
San Francisco	21-24	-3	15-21	-6	9-2	+7	7-4	+3	19-24	-5	14-0/6-0	31/--
Santa Clara	50-30	+20	17-14	+3	9-6	+3	16-0	+16	10-9	+1	7-0/6-0	17/2
at San Diego	2-8	-6	16-15	+1	18-12	+6	0-0	0	18-17	+1	9-0/7-0	22/7
Loyola Marymount	28-18	+10	17-13	+4	7-10	-3	4-4	0	4-12	-8	6-0/11-0	4/14
at Pepperdine	30-30	0	10-8	+2	7-5	+2	7-6	+1	8-10	-2	12-0/6-0	15/9
at Virginia Tech	20-26	-6	23-6	+17	11-6	+5	6-7	-1	12-25	-13	11-0/9-0	12/6
Saint Mary's	34-32	+2	18-17	+1	14-12	+2	2-4	-2	15-22	-7	7-0/10-0	2/23
Gonzaga												
at Portland												
Pepperdine												
at San Francisco												
at Santa Clara												
at Gonzaga												
Portland												
SEASON TOTALS	706-577	+129	412-314	+98	307-198	+109	188-66	+122	466-391	+75		
TIMES LED, RECORD (W/L/T)	10-6/7-0/1-0		14-2/4-4/0-0		15-4/3-2/0-0		15-3/2-1/1-2		13-2/5-4/0-0			





2011-12 WCC STANDINGS (AS OF 1/28/12)

	WCC	Pct	Overall
Saint Mary's	10-0	1.000	21-2
Gonzaga	7-1	.875	17-3
BYU	6-3	.667	18-6
Loyola Marymount	6-3	.667	13-9
San Francisco	5-5	.500	15-9
San Diego	3-6	.333	8-13
Portland	2-7	.222	5-17
Pepperdine	2-8	.200	8-13
Santa Clara	0-8	.000	8-13

2011-12 WCC PLAYERS OF THE WEEK

Nov. 14	Ashley Hamilton, Loyola Marymount
Nov. 21	Kevin Pangos, Gonzaga
Nov. 28	Evan Roquemore, Santa Clara
Dec. 5	Noah Hartsock, BYU
Dec. 12	Angelo Caloiaro, San Francisco
Dec. 19	Elias Harris, Gonzaga
Dec. 26	Kevin Pangos, Gonzaga
Jan. 2	Brandon Davies, BYU
Jan. 9	Rob Jones, Saint Mary's
Jan. 16	Matthew Dellavedova, Saint Mary's
Jan. 23	Anthony Ireland, Loyola Marymount
Jan. 30	Perris Blackwell, San Francisco

PRESEASON WCC MEDIA POLL

School (First-place votes)	Points
1. Gonzaga University (7)	63
2. Saint Mary's College (1)	56
3. Brigham Young University (1)	52
4. University of San Francisco	42
5. Santa Clara University	35
6. Loyola Marymount University	27
7. University of Portland	25
8. Pepperdine University	13
9. University of San Diego	11

PRESEASON ALL-WCC

Player	School	Yr.	Pos.
Brandon Davies	BYU	Jr.	F
Matthew Dellavedova	Saint Mary's	Jr.	G
Kevin Foster	Santa Clara	RS-Jr.	G
Rashad Green	San Francisco	Sr.	G
Elias Harris	Gonzaga	Jr.	F
Rob Jones	Saint Mary's	RS-Sr.	F
Nemanja Mitrovic	Portland	Sr.	G
Robert Sacre	Gonzaga	RS-Sr.	C
Drew Viney	Loyola Marymount	RS-Sr.	F
Michael Williams	San Francisco	Jr.	G

Note: Team listed alphabetically

Click/scan to view the WCC men's basketball page on WCCsports.com



TEAM

WCC STATS (1/28/12)	ALL	CONF
Scoring Offense	1st	2nd
Scoring Defense	4th	5th
Scoring Margin	2nd	3rd
FT Percentage	4th	4th
FG Percentage	2nd	4th
FG Percentage Defense	1st	2nd
3FG Percentage	4th	5th
3FG Percentage Defense	2nd	2nd
3-Point FG Made/Game	3rd	6th
Rebounding Offense	1st	1st
Rebounding Defense	5th	4th
Rebounding Margin	3rd	3rd
Blocked Shots	1st	4th
Assists	1st	1st
Steals	3rd	3rd
Turnover Margin	2nd	14th
Assist/Turnover Ratio	2nd	1st
Offensive Rebounds	7th	4th
Defensive Rebounds	1st	1st
Defensive Reb Pct	1st	2nd
Offensive Reb Pct	6th	4th

NCAA STATS (1/28/12)	RANK	ACTUAL
Won-Lost Percentage	46	75.0
Scoring Offense	18	79.0
Scoring Defense	143	65.9
Scoring Margin	18	13.1
Field-Goal Percentage	41	47.4
Field-Goal Pct Defense	64	40.3
3-Point Field Goals/Game	94	7.1
3-Point Field-Goal Pct	98	35.9
Three Pt FG Defense	70	31.5
Free-Throw Percentage	125	70.4
Rebound Margin	30	5.9
Assists Per Game	5	17.9
Assist Turnover Ratio	13	1.34
Blocked Shots Per Game	68	4.4
Steals Per Game	67	7.8
Turnovers Per Game	135	13.4
Turnover Margin	83	1.8
Personal Fouls Per Game	146	18.0

INDIVIDUAL

WCC (1/28/12)	TOP BYU PLAYER - ALL	TOP BYU PLAYER - CONF
Scoring	Noah Hartsock - 2nd	Brandon Davies - 1st
Rebounding	Brandon Davies - 4th	Brandon Davies - 2nd
FG Percentage	Noah Hartsock - 2nd	Noah Hartsock - 3rd
Assists	Charles Abouo - 110th	Matt Carlino - 4th
FT Percentage	Noah Hartsock - 4th	Noah Hartsock - 6th
Steals	Brock Zylstra - 9th	Zylstra/Winder/Davies - T8th
3FG Percentage	Brock Zylstra - 5th	Craig Cusick - 1st
3FG Made/Game	Brock Zylstra - 9th	Zylstra/Carlino - T8th
Blocked Shots	Noah Hartsock - 1st	Brandon Davies - 1st
Assist/TO Ratio	Charles Abouo - 8th	Charles Abouo - 1st
Offensive Rebounds	Brandon Davies - 6th	Brandon Davies - 6th
Defensive Rebounds	Brandon Davies - 4th	Brandon Davies - 2nd
Minutes Played	Noah Hartsock - 7th	Noah Hartsock - 6th

NCAA (1/28/12)	BYU PLAYER - RANK	ACTUAL
Points Per Game	Noah Hartsock - 57	17.5
	Brandon Davies - 250	14.3
Field Goal Percentage	Noah Hartsock - 19	58.2
	Brandon Davies - 93	48.8
Free Throw Percentage	Noah Hartsock - 66	83.6
Rebounds Per Game	Brandon Davies - 88	7.9
Blocked Shots Per Game	Noah Hartsock - 92	1.6
	Brandon Davies - 171	1.3
Assist Turnover Ratio	Charles Abouo - 189	1.57

Click/scan to view the NCAA Division I Men's Basketball statistics



2011-12 NUMERICAL ROSTER

Click/scan to view the BYU men's basketball roster on BYUcougars.com



PRONUNCIATION GUIDE

CHARLES ABOUO a-BOO-oh	ANSON WINDER AN-son WINE-der
MATT CARLINO car-LEE-no	BROCK ZYLSTRA ZIL-stra
DAMARCUS HARRISON duh-MARCUS	TERRY NASHIF NASH-if
IAN HARWARD har-WORD	ROBERT RAMOS RAY-mus
NICK MARTINEAU MART-in-oh	

No.	Name	Pos.	Ht.	Wt.	Yr.	Hometown (Previous School)
0	Brandon Davies	F	6-9	235	Jr.	Provo, Utah (Provo HS)
1	Charles Abouo	G/F	6-5	215	Sr.	Abidjan, Cote d'Ivoire (Brewster Academy)
2	Craig Cusick	G	6-2	185	Jr.	Orem, Utah (Utah)
3	Austin Nelson	G	6-0	160	Fr.	Henderson, Nev. (Coronado HS)
5	Chris Collinsworth	F	6-9	235	So.	Provo, Utah (Provo HS)
10	Matt Carlino	G	6-2	175	Fr.	Scottsdale, Ariz. (Bloomington South HS)
12	Josh Sharp	F	6-7	185	Fr.	Highland, Utah (Utah)
13	Brock Zylstra	G/F	6-6	210	Jr.	La Verne, Calif. (Bonita HS)
14	Nick Martineau	G	6-0	170	Jr.	Fruit Heights, Utah (Davis HS)
15	Jaren Sweeney	G/F	6-5	190	Fr.	Mesa, Ariz. (Mountain View HS)
20	Anson Winder	G	6-3	195	Fr.	Las Vegas, Nev. (Bishop Gorman HS)
21	Stephen Rogers	F	6-8	195	Jr.	Mesa, Ariz. (Mesa CC)
24	Damarcus Harrison	G	6-5	190	Fr.	Greenwood, S.C. (Christ School)
33	Nate Austin	F/C	6-10	215	Fr.	Alpine, Utah (Lone Peak HS)
34	Noah Hartsock	F	6-8	230	Sr.	Bartlesville, Okla. (Bartlesville HS)
42	Ian Harward	F/C	6-10	215	Fr.	Orem, Utah (Orem HS)

Head Coach: Dave Rose, 7th year (Houston, 1983)
 Assistant Coaches: Terry Nashif (BYU, 2005); Tim LaComb (Utah, 2006), Mark Pope (Kentucky, 1996)
 Director of Basketball Operations: Mike Hall (BYU, 2005)
 Team Trainer: Robert Ramos (BYU, 1995)

2011-12 SEASON / CAREER HIGHS				
#	PLAYER	POINTS	REBOUNDS	ASSISTS
0	DAVIES, Brandon Career:	29 at Pepperdine same	22 vs. San Diego same	6 vs. San Francisco 6 at Air Force (10-11), vs. USF (11-12)
1	ABOUO, Charles Career:	22 vs. Nevada 25 vs. Wyoming (10-11)	16 vs. Longwood same	7 vs. San Francisco, at San Diego same
2	CUSICK, Craig Career:	10 at Utah same	4, at Loyola Marymount same	8 vs. Weber State same
5	COLLINSWORTH, Chris Career:	— 15 vs. Chicago State	1 vs. BYU-Hawaii 11 at UNLV (07-08)	1 at Utah State 3 four times, last vs. Chicago State (10-11)
10	CARLINO, Matt Career:	22 vs. UC Santa Barbara same	7 vs. Buffalo, at San Diego same	11 vs. Buffalo same
12	SHARP, Josh Career:	5 vs. BYU-Hawaii, vs. PVAMU same	6 vs. BYU-Hawaii, vs. PVAMU same	3 vs. Longwood same
13	ZYLSTRA, Brock Career:	26 vs. Buffalo same	7 vs. Baylor, vs. UCSB, at USD, at Pepp. same	5 vs. UC Santa Barbara same
14	MARTINEAU, Nick Career:	3 vs. Longwood 6 vs. Loyola Marymount (07-08)	3 vs. CSUSM same	2 vs. PVAMU, vs. CSUSM 4 vs. Loyola Marymount (07-08)
20	WINDER, Anson Career:	20 vs. Buffalo same	4 vs. Nevada, vs. Saint Mary's same	9 vs. Northern Arizona same
21	ROGERS, Stephen Career:	18 vs. PVAMU same	6 vs. Northern Arizona 8 vs. UNLV (10-11)	3 at USU, vs. Longwood, vs. NAU, vs. SCU same
24	HARRISON, Damarcus Career:	11 vs. Longwood same	3 vs. Baylor, vs. CSUSM same	2 vs. BYUH, vs. PVAMU, vs. UCSB, vs. CSUSM same
33	AUSTIN, Nate Career:	15 vs. Weber State same	9 vs. Weber State, vs. San Francisco same	2 at Saint Mary's, vs. Santa Clara same
34	HARTSOCK, Noah Career:	28 vs. Loyola Marymount same	12 vs. Oregon, vs. Weber State 13 vs. Vermont (10-11)	5 vs. BYU-Hawaii 6 vs. Eastern New Mexico (09-10)



CAREER HIGHLIGHTS

- 177-51 overall record for a BYU record .776 winning percentage
- With 159 victories in his first six seasons is tied for third all-time for best career starts (through six seasons) by wins in NCAA history and second in BYU history for career victories
- Four Mountain West Conference regular season titles, a BYU and MWC record
- Three-time MWC Coach of the Year (2006, 2007, 2011)
- Two-time USBWA District VIII Coach of the Year (2006, 2011)
- Honorable Mention for National Coach of the Year by Scout.com (2006)
- Five-consecutive trips to the NCAA Tournament, a BYU record
- Five-consecutive 25-win seasons, a BYU record
- Holds top two spots for wins in a season in BYU history with 32 in 2010-11 and 30 in 2009-10
- Took BYU to the Sweet 16 in 2011 for the first time since 1981
- Coached Jimmer Fredette, the 2011 Consensus National Player of the Year (received the Wooden Award, Naismith Trophy, Oscar Robertson Trophy and other national awards)
- Naismith Coach of the Year Finalist in 2011
- Finalist for the Clair Bee Award in 2010

COACHING EXPERIENCE

- BYU Head Coach (2005-present)
- BYU Associate Head Coach (2000-2005)
- BYU Assistant Coach (1997-2000)
- Dixie State Head Coach (1990-1997)
- Dixie State Assistant Coach (1987-1990)
- Assistant coach at Pine View High School (1986-87)
- Head coach at Millard High School (1983-86)

SERVICE

- NABC Game Pillar Award for Service in 2008
- 63rd recipient of the Dale Rex Memorial Award
- Honorary Chair of the Children with Cancer Christmas Foundation
- Was the first coach in the state of Utah to participate in the American Cancer Society's nationwide Coaches vs. Cancer campaign
- Lobbied before Congress for more funding for cancer research in September 2010

EDUCATION

- Houston (1983, B.A.)

PLAYING CAREER

- Played baseball and basketball at Dixie State College
- Played for Houston from 1980-83 (played in 1980-81 and 82-82, redshirted in 1981-82)
- Co-Captain on the famous "Phi-Slamma Jamma" team that featured Hakeem Olajuwon and Clyde Drexler
- Helped Houston achieve a No. 1 ranking and reach the national championship game in 1983

MISSION

- Manchester England (1977-79)

PERSONAL/FAMILY

- Wife: Cheryl
- Children: Daughter Chanell and husband Brock Reichner, son Garrett and wife Brooke, daughter Taylor
- Dave and Cheryl Rose have five grandchildren



Click/scan to view Dave Rose's profile on BYUcougars.com



ROSE DIVISION I COACHING LEDGER							
SCHOOL	SEASON	OVERALL	PCT.	MWC/WCC	PCT.	MWC/WCC TOURNEY	NCAA/NIT
BYU	2005-06	20-9	.690	12-4	.750	0-1	0-1 NIT
BYU	2006-07	25-9	.735	13-3	.813	2-1	0-1 NCAA
BYU	2007-08	27-8	.771	14-2	.875	2-1	0-1 NCAA
BYU	2008-09	25-8	.758	12-4	.750	1-1	0-1 NCAA
BYU	2009-10	30-6	.833	13-3	.813	1-1	1-1 NCAA
BYU	2010-11	32-5	.865	14-2	.875	2-1	2-1 NCAA
BYU	2011-12	18-6	.775	6-3	.667	—	—
TOTAL		177-51	.776	84-21	.800	8-6 (.571)	3-6





0 — BRANDON DAVIES
 6-9 • 235 • Junior • Forward
 Provo, Utah (Provo HS)

DAVIES NOTES

Last time Out

- Posted 14 points, 7 boards, 2 steals, 1 assist and 1 steal vs. Saint Mary's

In 2011-12

- Has started every game, scored in double figures 19 times and in 12-straight games
- WCC Player of the Week for Jan. 2, averaging 21.0 points and 14.0 boards with two double-doubles
- Five double-doubles this season (Pts/Reb); vs. Baylor (18/13), vs. CSUSM (14/13), vs. San Diego (21/22), at LMU (15/10) and at San Diego (12/12)
- Had 28 points and a career-high 5 steals at Saint Mary's
- Set career-high of 22 rebounds and added 21 points vs. San Diego
- Averages 14.3 points, 7.9 rebounds, 2.3 assists, 1.3 blocks and 1.2 steals
- 48.8 percent FG shooting and 72.9 percent FT shooting
- Named to the All-WCC Preseason team

Other

- Mother is Linda Kathleen Davies and has one brother and one sister
- Also recruited by Utah, Gonzaga, Utah State, Cal Berkeley, Washington State, Penn State and Santa Clara
- Played for Craig Drury at Provo High School where he helped lead the Bulldogs to state titles as a sophomore and junior and a second-place finish as a senior

Click/scan for Davies' bio on BYUcougars.com



11-12 SEASON HIGHS

Points: 29, at Pepperdine – 1/21/12
 Points 1st half: 15, at Saint Mary's – 12/29/11
 Points 2nd half: 17, at Pepperdine – 1/21/12
 Rebounds: 22, San Diego – 12/31/11
 Assists: 6, vs. San Francisco – 1/7/12
 Steals: 5, at Saint Mary's – 12/29/11
 Blocks: 3, Weber State – 12/7/11
 FG made: 11, at Saint Mary's – 12/29/11
 FG attempts: 18, at SMC – 12/29/11, vs. SMC – 1/28/12
 3FG made: —
 3FG attempts: 1, Baylor – 12/17/11
 FT made: 15, at Pepperdine – 1/21/12
 FT attempts: 18, at Pepperdine – 1/21/12

CAREER HIGHS

Points: 29, at Pepperdine – 1/21/12
 Rebounds: 22, San Diego – 12/31/11
 Assists: 6, at Air Force – 02/09/11, vs. San Francisco – 1/7/12
 Steals: 5, at Saint Mary's – 12/29/11
 Blocks: 3, four times, last, Weber State – 12/7/11
 FG made: 11, at Saint Mary's – 12/29/11
 FG attempts: 18, at Saint Mary's – 12/29/11
 3FG made: —
 3FG attempts: 1, Utah – 01/30/10, Baylor – 12/17/11
 FT made: 15, at Pepperdine – 1/21/12
 FT attempts: 18, at Pepperdine – 1/21/12

2011-12 GAME-BY-GAME

Opponent	Date	GS	Min	FG	FGA	Pct	3FG	FGA	Pct	FT	FTA	Pct	Off	Def	TR	Avg	PF	FO	A	TO	Blk	Stl	Pts	Avg	
at Utah State	11/11/11	*	24	4	10	.400	0	0	.000	5	9	.556	2	3	5	5.0	3	0	1	3	1	2	13	13.0	
BYU-HAWAII	11/15/11	*	28	10	13	.769	0	0	.000	5	6	.833	3	6	9	7.0	3	0	3	5	2	1	25	19.0	
LONGWOOD	11/18/11	*	20	1	3	.333	0	0	.000	0	0	.000	2	2	4	6.0	3	0	4	5	0	0	2	13.3	
PRAIRIE VIEW A&M	11/22/11	*	26	4	8	.500	0	0	.000	5	6	.833	3	5	8	6.5	3	0	3	4	2	1	13	13.3	
vs Nevada	11/25/11	*	35	4	8	.500	0	0	.000	2	2	1.000	0	3	3	5.8	5	1	4	0	1	0	10	12.6	
vs Wisconsin	11/26/11	*	20	4	10	.400	0	0	.000	1	1	1.000	0	4	4	5.5	2	0	1	4	0	3	9	12.0	
vs Northern Arizona	11/30/11	*	28	6	9	.667	0	0	.000	2	2	1.000	2	7	9	6.0	1	0	3	0	0	1	14	12.3	
vs Oregon	12/03/11	*	20	2	10	.200	0	0	.000	2	2	1.000	1	4	5	5.9	5	1	2	1	1	0	6	11.5	
WEBER STATE	12/07/11	*	22	5	11	.455	0	0	.000	1	1	1.000	3	6	9	6.2	4	0	0	2	3	1	11	11.4	
at Utah	12/10/11	*	25	1	4	.250	0	0	.000	1	2	.500	3	6	9	6.5	3	0	1	1	1	1	3	10.6	
BAYLOR	12/17/11	*	36	6	15	.400	0	1	.000	6	9	.667	5	8	13	7.1	3	0	1	1	1	1	18	11.3	
BUFFALO	12/20/11	*	22	1	3	.333	0	0	.000	0	2	.000	3	1	4	6.8	3	0	1	0	2	1	2	10.5	
UC SANTA BARBARA	12/22/11	*	32	7	16	.438	0	0	.000	3	3	1.000	2	4	6	6.8	2	0	1	2	0	4	17	11.0	
CS SAN MARCOS	12/27/11	*	26	7	11	.636	0	0	.000	0	0	.000	4	9	13	7.2	1	0	2	2	1	0	14	11.2	
at Saint Mary's (CA)	12/29/11	*	30	11	18	.611	0	0	.000	6	8	.750	3	4	7	7.2	4	0	0	3	1	5	28	12.3	
SAN DIEGO	12/31/11	*	35	8	13	.615	0	0	.000	5	8	.625	6	16	22	8.1	3	0	4	3	2	1	21	12.9	
at Loyola Marymount	01/05/12	*	29	6	12	.500	0	0	.000	3	5	.600	0	10	10	8.2	4	0	2	6	2	0	15	13.0	
SAN FRANCISCO	01/07/12	*	22	5	9	.556	0	0	.000	2	4	.500	2	4	6	8.1	4	0	6	2	2	1	12	12.9	
SANTA CLARA	01/14/12	*	29	9	13	.692	0	0	.000	5	7	.714	0	5	5	7.9	4	0	2	2	1	2	23	13.5	
at San Diego	01/16/12	*	32	3	9	.333	0	0	.000	6	10	.600	6	6	12	8.2	2	0	2	2	2	1	12	13.4	
LOYOLA MARYMOUNT	01/19/12	*	31	4	8	.500	0	0	.000	6	8	.750	2	7	9	8.2	5	1	2	2	2	0	14	13.4	
at Pepperdine	01/21/12	*	35	7	14	.500	0	0	.000	15	18	.833	0	6	6	8.1	3	0	4	3	2	0	29	14.1	
at Virginia Tech	01/25/12	*	24	3	9	.333	0	0	.000	11	12	.917	2	3	5	8.0	4	0	4	3	1	1	17	14.3	
SAINT MARY'S	01/28/12	*	32	6	18	.333	0	0	.000	2	4	.500	4	3	7	7.9	4	0	1	6	1	2	14	14.3	
Totals			24	663	124	254	.488	0	1	.000	94	129	.729	58	132	190	7.9	78	3	54	62	31	29	342	14.3

MISCELLANEOUS

	11-12	Career
Double-Figure Pts:	20 (14-5)	45 (38-7)
20-plus Pts:	5 (4-1)	8 (7-1)
Double-Figure Reb:	5 (4-1)	9 (8-1)
Double-Doubles:	5 (4-1)	9 (8-1)
3-plus Steals:	3 (2-1)	4 (3-1)
3-plus Blocks:	1 (1-0)	4 (4-0)
3-plus 3-point FGs:	0 (0-0)	0 (0-0)
Scoring Leader:	6 (4-2)	7 (5-2)
Rebound Leader:	12 (9-3)	26 (21-5)
Assist Leader:	2 (2-0)	4 (4-0)

CAREER STATISTICS (ALL GAMES)																									
Year	GP	GS	Min	Avg	FG	FGA	Pct	3FG	FGA	Pct	FT	FTA	Pct	Off	Def	TR	Avg	PF	FO	A	TO	Blk	Stl	Pts	Avg
2009-10	35	1	474	13.5	69	128	.539	0	1	.000	50	88	.568	30	74	104	3.0	91	1	9	47	14	13	188	5.4
2010-11	29	26	721	24.9	115	219	.525	0	0	.000	93	138	.674	63	117	180	6.2	90	4	43	44	27	20	323	11.1
2011-12	24	24	663	27.6	124	254	.488	0	1	.000	94	129	.729	58	132	190	7.9	78	3	54	62	31	29	342	14.3
TOTAL	88	51	1858	21.1	308	601	.512	0	2	.000	237	355	.668	151	323	474	5.4	259	8	106	153	72	62	853	9.7

CAREER STATISTICS (CONFERENCE GAMES)																									
Year	GP	GS	Min	Avg	FG	FGA	Pct	3FG	FGA	Pct	FT	FTA	Pct	Off	Def	TR	Avg	PF	FO	A	TO	Blk	Stl	Pts	Avg
2009-10	15	0	187	12.5	29	63	.460	0	1	.000	22	41	.537	13	35	48	3.2	35	0	3	21	5	6	80	5.3
2010-11	14	14	395	28.2	54	111	.486	0	0	.000	51	74	.689	30	72	102	7.3	46	2	29	25	16	13	159	11.4
2011-12	9	9	275	30.6	59	114	.518	0	0	.000	50	72	.694	23	61	84	9.3	33	1	23	29	15	12	168	18.7
TOTAL	38	23	857	22.6	142	288	.493	0	1	.000	123	187	.658	66	168	234	6.2	114	3	55	75	36	31	407	10.7





1 — CHARLES ABOUO
 6-5 • 215 • Senior • Guard/Forward
 Abidjan, Cote d'Ivoire (Brewster Academy)

ABOUO NOTES

Last time Out

- Recorded 6 points, 2 rebounds, 1 assist and 1 steal vs. Saint Mary's

In 2011-12

- Has started every game and scored in double figures 13 times
- Averages 11.1 points, 6.0 rebounds, 3.0 assists and 1.1 steals
- Narrowly missed double-doubles vs. Baylor (17 pts, 9 reb), at Pepperdine (15 pts, 9 reb), at Virginia Tech (9 points, 8 reb)
- Posted a double-double with 19 points on 6 of 9 shooting and a career-best 16 rebounds, 4 assists and 2 blocks vs. Longwood
- Scored a season-high 22 points, tied a career high with four 3s and added 8 boards, 4 assists and 3 steals against Nevada
- 43.3 percent FG shooting and 36.8 percent 3-point FG shooting

Other

- Parents are Ernest and Yvonne Abouo
- Played for the Utah Pump and Run AAU team with BYU players Chris Collinworth and Nick Martineau
- Also recruited by San Diego State, Wichita State, Utah State, Loyola, Montana, Tulsa and Virginia Commonwealth
- Played for the Cote d'Ivoire Senior National Team during the summers of 2009 and 2010
- Played in the 2010 World Championships in Turkey with the Cote d'Ivoire National Team.
- Helped Brewster Academy (Wolfeboro, N.H.) set a school record with a 31-4 overall record in 2007-08

Click scan for Abouo's bio on BYUcougars.com



11-12 SEASON HIGHS

Points: 22, vs Nevada -- 11/25/11
 Points 1st half: 15, at Pepperdine -- 1/21/12
 Points 2nd half: 16 vs Nevada -- 11/25/11
 Rebounds: 16, Longwood -- 11/18/11
 Assists: 7, vs. San Francisco -- 1/7/12, at San Diego -- 1/16/12
 Steals: 3, BYU-Hawaii -- 11/15/11, vs. Nevada -- 11/25/11
 Blocks: 2 Longwood -- 11/18/11
 FG made: 8 vs. Nevada -- 11/25/11
 FG attempts: 15, vs. Oregon -- 12/3/11
 3FG made: 4 vs. Nevada -- 11/25/11
 3FG attempts: 6, vs. Oregon -- 12/3/11
 FT made: 9, UCSB -- 12/22/11
 FT attempts: 10, San Diego -- 12/31/11

CAREER HIGHS

Points: 25, Wyoming -- 03/05/11
 Rebounds: 16, Longwood -- 11/18/11
 Assists: 7, vs. San Francisco -- 1/7/12, at San Diego -- 1/16/12
 Steals: 3, three times, last, vs. Nevada -- 11/25/11
 Blocks: 2, Colorado State -- 02/23/11; Longwood -- 11/18/11
 FG made: 9, Wyoming -- 03/05/11
 FG attempts: 15, vs. Oregon -- 12/3/11
 3FG made: 4, at SDSU -- 02/26/11; vs Nevada -- 11-25-11
 3FG attempts: 6, Utah State -- 11/17/10, vs. Oregon -- 12/3/11
 FT made: 9, UCSB -- 12/22/11
 FT attempts: 10, vs Arizona -- 12/11/10, San Diego -- 12/31/11

2011-12 GAME-BY-GAME

Opponent	Date	GS	Min	FG	FGA	Pct	3FG	FGA	Pct	FT	FTA	Pct	Off	Def	TR	Avg	PF	FO	A	TO	Blk	Stl	Pts	Avg	
at Utah State	11/11/11	*	36	4	6	.667	3	5	.600	5	7	.714	3	3	6	6.0	4	0	3	3	0	0	16	16.0	
BYU-HAWAII	11/15/11	*	20	1	4	.250	0	0	.000	2	5	.400	0	6	6	6.0	4	0	3	4	0	3	4	10.0	
LONGWOOD	11/18/11	*	27	6	9	.667	2	3	.667	5	8	.625	5	11	16	9.3	0	0	4	1	2	0	19	13.0	
PRAIRIE VIEW A&M	11/22/11	*	24	4	6	.667	2	3	.667	3	5	.600	2	5	7	8.8	0	0	3	1	0	2	13	13.0	
vs Nevada	11/25/11	*	38	8	12	.667	4	5	.800	2	2	1.000	2	6	8	8.6	2	0	4	5	0	3	22	14.8	
vs Wisconsin	11/26/11	*	34	2	6	.333	0	2	.000	2	2	1.000	1	3	4	7.8	3	0	2	4	1	0	6	13.3	
vs Northern Arizona	11/30/11	*	14	3	8	.375	1	3	.333	2	2	1.000	0	3	3	7.1	2	0	1	2	0	1	9	12.7	
vs Oregon	12/03/11	*	31	3	15	.200	2	6	.333	0	0	.000	5	7	12	7.8	2	0	3	1	0	1	8	12.1	
WEBER STATE	12/07/11	*	23	6	10	.600	3	4	.750	0	1	.000	0	4	4	7.3	2	0	4	0	0	2	15	12.4	
at Utah	12/10/11	*	25	4	6	.667	1	2	.500	2	2	1.000	2	4	6	7.2	3	0	0	2	1	1	11	12.3	
BAYLOR	12/17/11	*	22	7	10	.700	1	4	.250	2	2	1.000	6	3	9	7.4	4	0	2	5	1	0	17	12.7	
BUFFALO	12/20/11	*	24	3	10	.300	1	3	.333	1	2	.500	2	4	6	7.3	4	0	4	4	0	2	8	12.3	
UC SANTA BARBARA	12/22/11	*	26	3	7	.429	1	1	1.000	9	9	1.000	2	4	6	7.2	4	0	2	2	0	2	16	12.6	
CS SAN MARCOS	12/27/11	*	21	1	7	.143	0	4	.000	1	4	.250	3	2	5	7.0	2	0	4	2	0	0	3	11.9	
at Saint Mary's (CA)	12/29/11	*	20	4	9	.444	1	2	.500	0	1	.000	2	2	4	6.8	4	0	0	2	0	0	9	11.7	
SAN DIEGO	12/31/11	*	30	3	8	.375	1	4	.250	8	10	.800	1	3	4	6.6	2	0	3	1	0	1	15	11.9	
at Loyola Marymount	01/05/12	*	33	3	13	.231	1	4	.250	0	0	.000	2	5	7	6.6	3	0	4	0	0	1	7	11.6	
SAN FRANCISCO	01/07/12	*	26	1	5	.200	0	1	.000	0	0	.000	0	2	2	6.4	0	0	7	0	0	2	2	11.1	
SANTA CLARA	01/14/12	*	21	3	6	.500	1	2	.500	6	6	1.000	0	1	1	6.1	4	0	3	1	0	1	13	11.2	
at San Diego	01/16/12	*	34	6	13	.462	0	3	.000	2	2	1.000	1	6	7	6.2	2	0	7	0	0	0	14	11.4	
LOYOLA MARYMOUNT01/19/12	01/19/12	*	24	3	9	.333	0	4	.000	4	5	.800	1	1	2	6.0	5	1	2	3	0	2	10	11.3	
at Pepperdine	01/21/12	*	37	5	8	.625	2	4	.500	3	4	.750	2	7	9	6.1	1	0	4	1	0	0	15	11.5	
at Virginia Tech	01/25/12	*	31	3	13	.231	1	7	.143	2	2	1.000	3	5	8	6.2	2	0	2	1	0	1	9	11.3	
SAINT MARY'S	01/28/12	*	23	2	3	.667	0	0	.000	2	4	.500	2	0	2	6.0	5	1	1	1	0	1	6	11.1	
Totals			24	644	88	203	.433	28	76	.368	63	85	.741	47	97	144	6.0	64	2	72	46	5	26	267	11.1

MISCELLANEOUS

	11-12	Career
Double-Figure Pts:	13 (10-3)	27 (23-4)
20-plus Pts:	1 (1-0)	4 (4-0)
Double-Figure Reb:	2 (2-0)	4 (4-0)
Double-Doubles:	1 (1-0)	2 (2-0)
3-plus Steals:	2 (2-0)	3 (3-0)
3-plus Blocks:	0 (0-0)	0 (0-0)
3-plus 3-point FGs:	3 (2-1)	5 (4-1)
Scoring Leader:	2 (2-0)	2 (2-0)
Rebound Leader:	6 (5-1)	15 (14-1)
Assist Leader:	5 (5-0)	6 (6-0)


CAREER STATISTICS (ALL GAMES)

Year	GP	GS	Min	Avg	FG	FGA	Pct	3FG	FGA	Pct	FT	FTA	Pct	Off	Def	TR	Avg	PF	FO	A	TO	Blk	Stl	Pts	Avg
2008-09	33	1	354	10.7	30	75	.400	9	21	.429	27	42	.643	13	49	62	1.9	33	1	13	22	3	9	96	2.9
2009-10	36	2	464	12.9	57	122	.467	11	27	.407	39	55	.709	40	70	110	3.1	56	1	31	29	9	19	164	4.6
2010-11	37	22	772	20.9	88	212	.415	24	83	.289	68	90	.756	52	127	179	4.8	83	2	30	40	11	29	268	7.2
2011-12	24	24	644	26.8	88	203	.433	28	76	.368	63	85	.741	47	97	144	6.0	64	2	72	46	5	26	267	11.1
TOTAL	130	49	2234	17.2	263	612	.430	72	207	.348	197	272	.724	152	343	495	3.8	236	6	146	137	28	83	795	6.1

CAREER STATISTICS (CONFERENCE GAMES)

Year	GP	GS	Min	Avg	FG	FGA	Pct	3FG	FGA	Pct	FT	FTA	Pct	Off	Def	TR	Avg	PF	FO	A	TO	Blk	Stl	Pts	Avg
2008-09	16	1	137	8.6	14	34	.412	5	10	.500	5	11	.455	4	16	20	1.3	14	0	3	7	1	2	38	2.4
2009-10	16	0	220	13.8	31	61	.508	5	13	.385	14	19	.737	21	38	59	3.7	25	0	17	10	5	10	81	5.1
2010-11	16	7	333	20.8	46	96	.479	14	36	.389	29	40	.725	19	49	68	4.3	40	0	8	13	5	15	135	8.4
2011-12	9	9	248	27.6	30	74	.405	6	24	.250	25	32	.781	11	27	38	4.2	26	2	31	9	0	8	91	10.1
TOTAL	57	17	938	16.5	121	265	.457	30	83	.361	73	102	.716	55	130	185	3.2	105	2	59	39	11	35	345	6.1





2 — CRAIG CUSICK
6-2 • 185 • Junior • Guard
Orem, Utah (Utah)

CUSICK NOTES

Last time Out

- Hit one 3-pointer and had 1 assist and 1 steal vs. Saint Mary's

In 2011-12

- Has played in every game of the season and started three
- Averages 3.1 points, 1.9 assists and 1.1 rebounds
- Scored career-high 10 points at Utah with two 3-pointers
- Career-high 8 assists vs. Weber State and followed up with 6 at Utah
- Hit career-high 3 treys at Loyola Marymount

Other

- A member of the BYU practice squad in 2010-11
- Parents are Randy and Debbie Cusick
- Named first-team all-state by the Salt Lake Tribune as a junior and senior
- Named first-team all-state by the Deseret News as a senior and second team as a junior
- Leading scorer in 4A and 5A in 2005-06
- Averaged 22 points, 6.5 rebounds and 5 assists per game as a senior
- Orem High School's all-time leading scorer
- Led Orem to the state tournament semifinals in 2005 and 2006

Click/scan for Cusick's bio on BYUcougars.com



11-12 SEASON/CAREER HIGHS

Points: 10, at Utah – 12/10/11
Points 1st half: 6, at San Diego – 1/16/12
Points 2nd half: 9, at Loyola Marymount – 1/5/12
Rebounds: 4, at Loyola Marymount – 1/5/12
Assists: 8, Weber State – 12/7/11
Steals: 1, 10 times, last, at Loyola Marymount – 1/5/12
Blocks: —
FG made: 3, at Loyola Marymount – 1/5/12
FG attempts: 6, at Loyola Marymount – 1/5/12
3FG made: 3, at Loyola Marymount – 1/5/12
3FG attempts: 4, BYU-Hawaii – 11/15/11, at Utah – 12/10/11
FT made: 4, at Utah – 12/10/11
FT attempts: 6, at Pepperdine – 1/21/12

2011-12 GAME-BY-GAME

Opponent	Date	GS	Min	FG	FGA	Pct	3FG	FGA	Pct	FT	FTA	Pct	Off	Def	TR	Avg	PF	FO	A	TO	Blk	Stl	Pts	Avg
at Utah State	11/11/11	9	0	0	.000	0	0	.000	0	2	2	1.000	0	0	0	0	1	0	1	0	0	1	2	2.0
BYU-HAWAII	11/15/11	23	2	5	.400	1	4	.250	1	2	.500	0	3	3	1.5	1	0	0	0	0	1	6	4.0	
LONGWOOD	11/18/11	* 16	1	3	.333	1	3	.333	0	0	.000	0	2	2	1.7	3	0	1	0	0	0	3	3.7	
PRAIRIE VIEW A&M	11/22/11	* 19	1	2	.500	1	2	.500	0	0	.000	0	3	3	2.0	0	0	2	0	0	0	3	3.5	
vs Nevada	11/25/11	2	0	0	.000	0	0	.000	0	1	.000	0	0	0	1.6	0	0	0	0	0	1	0	2.8	
vs Wisconsin	11/26/11	20	1	1	1.000	0	0	.000	0	0	.000	1	0	1	1.5	3	0	4	1	0	1	2	2.7	
vs Northern Arizona	11/30/11	13	1	3	.333	0	2	.000	0	0	.000	0	1	1	1.4	0	0	2	2	0	1	2	2.6	
vs Oregon	12/03/11	3	0	0	.000	0	0	.000	0	0	.000	0	1	1	1.4	0	0	0	0	0	0	0	2.3	
WEBER STATE	12/07/11	21	0	1	.000	0	0	.000	0	0	.000	0	2	2	1.4	4	0	8	0	0	1	0	2.0	
at Utah	12/10/11	28	2	5	.400	2	4	.500	4	5	.800	0	3	3	1.6	3	0	6	2	0	0	10	2.8	
BAYLOR	12/17/11	* 18	1	3	.333	0	2	.000	0	0	.000	0	0	0	1.5	1	0	4	1	0	0	2	2.7	
BUFFALO	12/20/11	13	0	1	.000	0	1	.000	0	0	.000	0	0	0	1.3	1	0	3	1	0	0	0	2.5	
UC SANTA BARBARA	12/22/11	8	0	0	.000	0	0	.000	1	2	.500	0	0	0	1.2	0	0	0	1	0	0	1	2.4	
CS SAN MARCOS	12/27/11	15	2	3	.667	0	1	.000	1	1	1.000	0	1	1	1.2	0	0	1	1	0	1	5	2.6	
at Saint Mary's (CA)	12/29/11	15	2	2	1.000	1	1	1.000	0	0	.000	0	1	1	1.2	4	0	3	1	0	1	5	2.7	
SAN DIEGO	12/31/11	19	1	1	1.000	1	1	1.000	0	0	.000	0	1	1	1.2	0	0	3	1	0	1	3	2.8	
at Loyola Marymount	01/05/12	18	3	6	.500	3	3	1.000	0	0	.000	0	4	4	1.4	1	0	2	0	1	1	9	3.1	
SAN FRANCISCO	01/07/12	10	1	3	.333	1	2	.500	0	0	.000	0	1	1	1.3	0	0	1	1	0	0	3	3.1	
SANTA CLARA	01/14/12	19	1	1	1.000	1	1	1.000	0	0	.000	0	0	0	1.3	2	0	0	1	0	0	3	3.1	
at San Diego	01/16/12	18	3	3	1.000	2	2	1.000	0	0	.000	0	1	1	1.3	0	0	0	0	0	0	8	3.4	
LOYOLA MARYMOUNT	01/19/12	17	0	3	.000	0	2	.000	0	0	.000	0	0	0	1.2	1	0	4	1	0	2	0	3.2	
at Pepperdine	01/21/12	23	0	0	.000	0	0	.000	4	6	.667	0	2	2	1.2	1	0	2	0	0	1	4	3.2	
at Virginia Tech	01/25/12	5	0	0	.000	0	0	.000	0	0	.000	0	0	0	1.2	1	0	0	0	0	0	0	3.1	
SAINT MARY'S	01/28/12	13	1	2	.500	1	2	.500	0	0	.000	0	0	0	1.1	0	0	1	0	0	1	3	3.1	
Totals		3	365	23	48	.479	15	33	.455	13	19	.684	1	26	27	1.1	27	0	46	16	0	14	74	3.1

MISCELLANEOUS

	11-12	Career
Double-Figure Pts:	1 (1-0)	1 (1-0)
20-plus Pts:	0 (0-0)	0 (0-0)
Double-Figure Reb:	0 (0-0)	0 (0-0)
Double-Doubles:	0 (0-0)	0 (0-0)
3-plus Steals:	0 (0-0)	0 (0-0)
3-plus Blocks:	0 (0-0)	0 (0-0)
3-plus 3-point FGs:	1 (1-0)	1 (1-0)
Scoring Leader:	0 (0-0)	0 (0-0)
Rebound Leader:	0 (0-0)	0 (0-0)
Assist Leader:	5 (2-3)	5 (2-3)

CAREER STATISTICS (ALL GAMES)																									
Year	GP	GS	Min	Avg	FG	FGA	Pct	3FG	FGA	Pct	FT	FTA	Pct	Off	Def	TR	Avg	PF	FO	A	TO	Blk	Stl	Pts	Avg
2011-12	24	3	365	15.2	23	48	.479	15	33	.455	13	19	.684	1	26	27	1.1	27	0	46	16	0	14	74	3.1
TOTAL	24	3	365	15.2	23	48	.479	15	33	.455	13	19	.684	1	26	27	1.1	27	0	46	16	0	14	74	3.1

CAREER STATISTICS (CONFERENCE GAMES)																									
Year	GP	GS	Min	Avg	FG	FGA	Pct	3FG	FGA	Pct	FT	FTA	Pct	Off	Def	TR	Avg	PF	FO	A	TO	Blk	Stl	Pts	Avg
2011-12	9	0	152	16.9	12	21	.571	10	14	.714	4	6	.667	0	10	10	1.1	9	0	14	7	0	7	38	4.2
TOTAL	9	0	152	16.9	12	21	.571	10	14	.714	4	6	.667	0	10	10	1.1	9	0	14	7	0	7	38	4.2





COLLINSWORTH NOTES

Last time Out

- Did not play vs. Saint Mary's

In 2011-12

- Played in first two games of 2011-12 season
- Is currently out with a knee injury

Other

- Parents are Jeff and Alisa and has two sisters and two brothers, brother Kyle played as a freshman for BYU in 2010-11 and is currently serving a mission in Russia
- Served a mission for The Church of Jesus Christ of Latter-day Saints in Australia
- Named the 2007 Gatorade Utah Boys' Basketball Player of the Year and helped Provo win the state title with 27 points in the title game
- As a senior was first-team all-state and received Deseret News 4A and All-Valley MVP honors
- Averaged 16.6 points and 12 rebounds per game despite playing most of the season with a fracture in his right index finger
- Averaged 14.1 points, 6.5 rebounds and 3.3 assists per game to go along with 38 steals and 28 blocks as a junior

Click/scan for Collinsworth's bio on BYUcougars.com



5 — CHRIS COLLINSWORTH

6-9 • 235 • Sophomore • Forward
Provo, Utah (Provo HS)

11-12 SEASON HIGHS

Points: —
Points 1st half: —
Points 2nd half: —
Rebounds: 1, BYU-Hawaii – 11/15/11
Assists: 1 at Utah State – 11/11/11
Steals: —
Blocks: 1, BYU-Hawaii – 11/15/11
FG made: —
FG attempts: 1 at Utah State – 11/11/11
3FG made: —
3FG attempts: 1 at Utah State – 11/11/11
FT made: —
FT attempts: —

CAREER HIGHS

Points: 15, Chicago State – 11/20/10
Rebounds: 11, at UNLV – 01/15/08
Assists: 3, 4 times
Steals: 2, twice, last vs. Chicago State – 11/20/10
Blocks: 2, 3 times, last vs Colorado State – 03/13/08
FG made: 5, Chicago State – 11/20/10
FG attempts: 8, Chicago State – 11/20/10
3FG made: 1, 7 times
3FG attempts: 3, 4 times
FT made: 7, at Weber State – 12/21/10
FT attempts: 8, at Weber State – 12/21/10

2011-12 GAME-BY-GAME

Opponent	Date	GS	Min	FG	FGA	Pct	3FG	FGA	Pct	FT	FTA	Pct	Off	Def	TR	Avg	PF	FO	A	TO	Blk	Stl	Pts	Avg
at Utah State	11/11/11	5	0	1	.000	0	1	.000	0	0	0	.000	0	0	0	0.0	3	0	1	2	0	0	0	0.0
BYU-HAWAII	11/15/11	7	0	1	.000	0	0	.000	0	0	0	.000	0	1	1	0.5	0	0	0	1	1	0	0	0.0
LONGWOOD	11/18/11	DNP																						
PRAIRIE VIEW A&M	11/22/11	DNP																						
vs. Nevada	11/25/11	DNP																						
vs. Wisconsin	11/26/11	DNP																						
vs. Northern Arizona	11/30/11	DNP																						
vs. Oregon	12/03/11	DNP																						
WEBER STATE	12/07/11	DNP																						
at Utah	12/10/11	DNP																						
BAYLOR	12/17/11	DNP																						
BUFFALO	12/20/11	DNP																						
UC SANTA BARBARA	12/22/11	DNP																						
CS SAN MARCOS	12/27/11	DNP																						
at Saint Mary's (CA)	12/29/11	DNP																						
SAN DIEGO	12/31/11	DNP																						
at Loyola Marymount	01/05/12	DNP																						
SAN FRANCISCO	01/07/12	DNP																						
SANTA CLARA	01/14/12	DNP																						
at San Diego	01/16/12	DNP																						
LOYOLA MARYMOUNT	01/19/12	DNP																						
at Pepperdine	01/21/12	DNP																						
at Virginia Tech	01/25/12	DNP																						
SAINT MARY'S	01/28/12	DNP																						
Totals		0	12	0	2	.000	0	1	.000	0	0	.000	0	1	1	0.5	3	0	1	3	1	0	0	0.0

MISCELLANEOUS

	11-12	Career
Double-Figure Pts:	0 (0-0)	4 (4-0)
20-plus Pts:	0 (0-0)	0 (0-0)
Double-Figure Reb:	0 (0-0)	3 (2-1)
Double-Doubles:	0 (0-0)	1 (1-0)
3-plus Steals:	0 (0-0)	0 (0-0)
3-plus Blocks:	0 (0-0)	0 (0-0)
3-plus 3-point FGs:	0 (0-0)	1 (1-0)
Scoring Leader:	0 (0-0)	0 (0-0)
Rebound Leader:	0 (0-0)	11 (8-3)
Assist Leader:	0 (0-0)	1 (0-1)


CAREER STATISTICS (ALL GAMES)

Year	GP	GS	Min	Avg	FG	FGA	Pct	3FG	FGA	Pct	FT	FTA	Pct	Off	Def	TR	Avg	PF	FO	A	TO	Blk	Stl	Pts	Avg
2007-08	35	6	557	15.9	42	112	.375	6	33	.182	22	51	.431	47	122	169	4.8	53	0	19	32	14	9	112	3.2
2010-11	9	4	147	16.3	16	39	.410	1	8	.125	20	27	.741	16	34	50	5.6	16	1	12	8	0	4	53	5.9
2011-12	2	0	12	6.0	0	2	.000	0	1	.000	0	0	.000	0	1	1	0.5	3	0	1	3	1	0	0	0.0
TOTAL	46	10	716	15.6	58	153	.379	7	42	.167	42	78	.538	63	157	220	4.8	72	1	32	43	15	13	165	3.6

CAREER STATISTICS (CONFERENCE GAMES)

Year	GP	GS	Min	Avg	FG	FGA	Pct	3FG	FGA	Pct	FT	FTA	Pct	Off	Def	TR	Avg	PF	FO	A	TO	Blk	Stl	Pts	Avg
2007-08	16	1	242	15.1	20	57	.351	3	15	.200	7	20	.350	23	61	84	5.3	19	0	6	9	5	4	50	3.1
TOTAL	16	1	242	15.1	20	57	.351	3	15	.200	7	20	.350	23	61	84	5.3	19	0	6	9	5	4	50	3.1





10 — MATT CARLINO
 6-2 • 175 • Freshman • Guard
 Scottsdale, Ariz. (Bloomington South HS)

CARLINO NOTES

Last time Out

- Posted 15 points, 3 rebounds and 3 assists vs. Saint Mary's

In 2011-12

- Averaging 12.4 points, 4.4 assists, 3.5 rebounds and 1.1 steals
- Scored in double figures in 9 games
- Shooting 41.7 percent from the field and 38.6 percent from three
- Scored 22 points and added 6 assists, 1 block and 2 steals vs. UC Santa Barbara
- Posted a double-double vs. Buffalo with 10 points and 11 assists and added 7 rebounds and 3 steals
- Totaled 22 points, 8 assists, 1 block and 1 steal vs. Santa Clara

Other

- Redshirted at BYU in 2010-11 after transferring from UCLA
- Father, Mark, played basketball at Arizona State and uncle Brock Brunkhorst played basketball at Arizona
- Lists former Utah Jazz great, John Stockton, and New York Yankees' closer Mariano Rivera as his sports heroes
- Led Bloomington South to a 23-1 record while averaging 13.4 points, 5.9 rebounds and 4.3 assists per game
- Led Bloomington South to the 4A State Regional Finals and a No. 1 ranking for much of the season
- Named to Indiana Junior All-Star Team and to All-Conference Indiana Team

Click/scan for Carlino's bio on BYUcougars.com



11-12 SEASON/CAREER HIGHS

Points: 22, UCSB – 12/22/11
 Points 1st half: 10, UCSB – 12/22/11
 Points 2nd half: 16, CSUSM – 12/27/11
 Rebounds: 7, Buffalo – 12/20/11, at San Diego – 1/16/12
 Assists: 11, Buffalo – 12/20/11
 Steals: 3, three times, last, San Diego – 12/31/11
 Blocks: 1, four times, last, Santa Clara – 1/14/12
 FG made: 8, UCSB – 12/22/11
 FG attempts: 15, at SMC – 12/29/11, at Va. Tech – 1/25/12, vs. SMC – 1/28/12
 3FG made: 4, Baylor – 12/17/11
 3FG attempts: 8, Baylor – 12/17/11, at Va. Tech – 1/25/12
 FT made: 4, three times, last, Santa Clara – 1/14/12
 FT attempts: 6, at LMU – 1/5/12, Santa Clara – 1/14/12

2011-12 GAME-BY-GAME

Opponent	Date	GS	Min	FG	FGA	Pct	3FG	FGA	Pct	FT	FTA	Pct	Off	Def	TR	Avg	PF	FO	A	TO	Blk	Stl	Pts	Avg
at Utah State	11/11/11		DNP																					
BYU-HAWAII	11/15/11		DNP																					
LONGWOOD	11/18/11		DNP																					
PRAIRIE VIEW A&M	11/22/11		DNP																					
vs. Nevada	11/25/11		DNP																					
vs. Wisconsin	11/26/11		DNP																					
vs. Northern Arizona	11/30/11		DNP																					
vs. Oregon	12/03/11		DNP																					
WEBER STATE	12/07/11		DNP																					
at Utah	12/10/11		DNP																					
BAYLOR	12/17/11	24	7	14	.500	4	8	.500	0	0	.000	0	1	1	1.0	4	0	2	4	1	1	18	18.0	
BUFFALO	12/20/11	* 29	3	9	.333	2	5	.400	2	2	1.000	1	6	7	4.0	3	0	11	5	0	3	10	14.0	
UC SANTA BARBARA	12/22/11	* 32	8	14	.571	3	5	.600	3	5	.600	0	2	2	3.3	1	0	6	3	1	2	22	16.7	
CS SAN MARCOS	12/27/11	* 21	6	7	.857	3	4	.750	4	4	1.000	0	2	2	3.0	2	0	0	2	0	3	19	17.3	
at Saint Mary's (CA)	12/29/11	* 27	5	15	.333	3	6	.500	0	0	.000	1	3	4	3.2	4	0	6	3	0	0	13	16.4	
SAN DIEGO	12/31/11	* 20	3	7	.429	2	5	.400	0	0	.000	0	6	6	3.7	5	1	3	2	1	3	8	15.0	
at Loyola Marymount	01/05/12	* 24	2	9	.222	1	7	.143	4	6	.667	1	1	2	3.4	0	0	7	1	0	1	9	14.1	
SAN FRANCISCO	01/07/12	* 31	4	6	.667	2	3	.667	2	2	1.000	0	1	1	3.1	1	0	4	2	0	2	12	13.9	
SANTA CLARA	01/14/12	* 33	7	12	.583	3	6	.500	4	6	.667	0	3	3	3.1	2	0	8	2	1	1	21	14.7	
at San Diego	01/16/12	* 25	5	9	.556	2	4	.500	2	2	1.000	1	6	7	3.5	2	0	2	4	1	0	14	14.6	
LOYOLA MARYMOUNT	01/19/12	* 30	2	10	.200	1	7	.143	0	0	.000	1	3	4	3.5	4	0	3	3	0	0	5	13.7	
at Pepperdine	01/21/12	* 20	0	4	.000	0	1	.000	0	0	.000	0	1	1	3.3	1	0	2	0	0	0	0	12.6	
at Virginia Tech	01/25/12	* 35	3	15	.200	1	8	.125	0	0	.000	1	5	6	3.5	2	0	5	1	0	0	7	12.2	
SAINT MARY'S	01/28/12	* 28	6	15	.400	0	5	.000	3	4	.750	1	2	3	3.5	5	1	3	0	0	0	15	12.4	
Totals		13	379	61	147	.415	27	75	.360	24	31	.774	7	42	49	3.5	36	2	62	32	5	16	173	12.4


MISCELLANEOUS

	11-12	Career
Double-Figure Pts:	9 (6-3)	9 (6-3)
20-plus Pts:	2 (2-0)	2 (2-0)
Double-Figure Reb:	0 (0-0)	0 (0-0)
Double-Doubles:	1 (1-0)	1 (1-0)
3-plus Steals:	2 (2-0)	2 (2-0)
3-plus Blocks:	0 (0-0)	0 (0-0)
3-plus 3-point FGs:	5 (3-2)	5 (3-2)
Scoring Leader:	3 (1-2)	3 (1-2)
Rebound Leader:	0 (0-0)	0 (0-0)
Assist Leader:	7 (5-2)	7 (5-2)

CAREER STATISTICS (ALL GAMES)																									
Year	GP	GS	Min	Avg	FG	FGA	Pct	3FG	FGA	Pct	FT	FTA	Pct	Off	Def	TR	Avg	PF	FO	A	TO	Blk	Stl	Pts	Avg
2011-12	14	13	379	27.1	61	147	.415	27	75	.360	24	31	.774	7	42	49	3.5	36	2	62	32	5	16	173	12.4
TOTAL	14	13	379	27.1	61	147	.415	27	75	.360	24	31	.774	7	42	49	3.5	36	2	62	32	5	16	173	12.4

CAREER STATISTICS (CONFERENCE GAMES)																									
Year	GP	GS	Min	Avg	FG	FGA	Pct	3FG	FGA	Pct	FT	FTA	Pct	Off	Def	TR	Avg	PF	FO	A	TO	Blk	Stl	Pts	Avg
2011-12	9	9	238	26.4	34	88	.386	14	45	.311	15	20	.750	5	26	31	3.4	24	2	38	17	3	7	97	10.8
TOTAL	9	9	238	26.4	34	88	.386	14	45	.311	15	20	.750	5	26	31	3.4	24	2	38	17	3	7	97	10.8





12 — JOSH SHARP
 6-7 • 185 • Freshman • Forward
 Highland, Utah (Utah)

SHARP NOTES

Last time Out

- Played one minute vs. Saint Mary's and grabbed 1 rebound

In 2011-12

- Has played in 19 of 24 games this year
- Has had at least 1 offensive rebound in nine games
- Averages 1.5 points and 1.7 rebounds
- Knocked down first career 3-pointer vs. Prairie View A&M
- 47.4 percent FG shooting

Other

- Parents are Joe and Debbie Sharp
- Served a mission for The Church of Jesus Christ of Latter-day Saints in Houston
- Played for Quincy Lewis at Lone Peak High School
- Helped the Knights to back-to-back state titles in 2007-08
- Named first-team all-state by the Deseret News and Salt Lake Tribune
- A team captain as a senior
- Averaged 13.5 points and 6.3 rebounds as a senior
- Redshirted the 2008-09 season at Utah

Click/scan for Sharp's bio on BYUcougars.com



11-12 SEASON/CAREER HIGHS

Points: 5, BYU-Hawaii -- 11/15/11
 Points 1st half: 4, Buffalo -- 12/20/11
 Points 2nd half: 5, BYU-Hawaii -- 11/15/11, PVAMU -- 11/22/11
 Rebounds: 6, BYU-Hawaii -- 11/15/11; PVAMU -- 11/22/11
 Assists: 3, Longwood -- 11/18/11
 Steals: 1, three times, last, San Diego -- 12/31/11
 Blocks: 1, vs. San Francisco -- 1/7/12, San Diego -- 12/31/11
 FG made: 2, three times, last, Buffalo -- 12/20/11
 FG attempts: 4, at Utah State -- 11/11/11
 3FG made: 1, Prairie View A&M -- 11/22/11
 3FG attempts: 1, four times, last, CSUSM -- 1/27/11
 FT made: 2, three times, last, Santa Clara -- 1/14/12
 FT attempts: 4, CSUSM -- 12/27/11

MISCELLANEOUS

	11-12	Career
Double-Figure Pts:	0 (0-0)	0 (0-0)
20-plus Pts:	0 (0-0)	0 (0-0)
Double-Figure Reb:	0 (0-0)	0 (0-0)
Double-Doubles:	0 (0-0)	0 (0-0)
3-plus Steals:	0 (0-0)	0 (0-0)
3-plus Blocks:	0 (0-0)	0 (0-0)
3-plus 3-point FGs:	0 (0-0)	0 (0-0)
Scoring Leader:	0 (0-0)	0 (0-0)
Rebound Leader:	0 (0-0)	0 (0-0)
Assist Leader:	0 (0-0)	0 (0-0)

2011-12 GAME-BY-GAME

Opponent	Date	GS	Min	FG	FGA	Pct	3FG	FGA	Pct	FT	FTA	Pct	Off	Def	TR	Avg	PF	FO	A	TO	Blk	Stl	Pts	Avg	
at Utah State	11/11/11	15	1	4	.250	0	0	.000	0	0	.000	0	0	0	0	0	0	0	0	0	0	0	2	2.0	
BYU-HAWAII	11/15/11	12	2	3	.667	0	0	.000	1	3	.333	2	4	6	5.0	2	0	1	0	0	0	1	5	3.5	
LONGWOOD	11/18/11	17	0	1	.000	0	0	.000	1	2	.500	1	3	4	4.7	3	0	3	1	0	0	0	1	2.7	
PRAIRIE VIEW A&M	11/22/11	22	2	2	1.000	1	1	1.000	0	0	.000	1	5	6	5.0	2	0	1	1	0	0	0	5	3.3	
vs Nevada	11/25/11	10	0	0	.000	0	0	.000	0	0	.000	0	1	1	4.2	1	0	0	2	0	0	0	0	2.6	
vs Wisconsin	11/26/11	1	0	0	.000	0	0	.000	0	0	.000	1	0	1	3.7	0	0	0	0	0	0	0	0	2.2	
vs Northern Arizona	11/30/11	16	1	2	.500	0	1	.000	0	0	.000	1	0	1	3.3	3	0	2	3	0	0	0	2	2.1	
vs Oregon	12/03/11	2	0	0	.000	0	0	.000	0	0	.000	0	0	0	2.9	1	0	0	1	0	0	0	0	1.9	
WEBER STATE	12/07/11	3	0	0	.000	0	0	.000	0	0	.000	0	0	0	2.6	0	0	0	1	0	0	0	0	1.7	
at Utah	12/10/11																								
BAYLOR	12/17/11																								
BUFFALO	12/20/11	14	2	3	.667	0	1	.000	0	0	.000	0	0	0	2.3	0	0	1	0	0	0	0	4	1.9	
UC SANTA BARBARA	12/22/11	3	0	0	.000	0	0	.000	0	0	.000	0	0	0	2.1	0	0	0	0	0	0	0	0	1.7	
CS SAN MARCOS	12/27/11	15	1	3	.333	0	1	.000	2	4	.500	2	2	4	2.3	0	0	1	1	0	1	1	4	1.9	
at Saint Mary's (CA)	12/29/11	1	0	0	.000	0	0	.000	2	2	1.000	1	0	1	2.2	0	0	0	0	0	0	0	2	1.9	
SAN DIEGO	12/31/11	5	0	0	.000	0	0	.000	0	0	.000	1	1	2	2.1	0	0	1	1	1	1	1	0	1.8	
at Loyola Marymount	01/05/12																								
SAN FRANCISCO	01/07/12	11	0	1	.000	0	0	.000	1	2	.500	0	0	0	2.0	1	0	0	0	0	1	0	1	1.7	
SANTA CLARA	01/14/12	2	0	0	.000	0	0	.000	2	2	1.000	0	1	1	1.9	0	0	0	0	0	0	0	2	1.8	
at San Diego	01/16/12	6	0	0	.000	0	0	.000	1	2	.500	0	0	0	1.8	1	0	0	0	0	0	0	1	1.7	
LOYOLA MARYMOUNT	01/19/12	2	0	0	.000	0	0	.000	0	0	.000	0	1	1	1.8	0	0	0	1	0	0	0	0	1.6	
at Pepperdine	01/21/12																								
at Virginia Tech	01/25/12																								
SAINT MARY'S	01/28/12	1	0	0	.000	0	0	.000	0	0	.000	1	0	1	1.7	0	0	0	0	0	0	0	0	1.5	
Totals		0	158	9	19	.474	1	4	.250	10	17	.588	13	20	33	1.7	16	0	10	12	2	3	29	1.5	

CAREER STATISTICS (ALL GAMES)																									
Year	GP	GS	Min	Avg	FG	FGA	Pct	3FG	FGA	Pct	FT	FTA	Pct	Off	Def	TR	Avg	PF	FO	A	TO	Blk	Stl	Pts	Avg
2011-12	19	0	158	8.3	9	19	.474	1	4	.250	10	17	.588	13	20	33	1.7	16	0	10	12	2	3	29	1.5
TOTAL	19	0	158	8.3	9	19	.474	1	4	.250	10	17	.588	13	20	33	1.7	16	0	10	12	2	3	29	1.5

CAREER STATISTICS (CONFERENCE GAMES)																									
Year	GP	GS	Min	Avg	FG	FGA	Pct	3FG	FGA	Pct	FT	FTA	Pct	Off	Def	TR	Avg	PF	FO	A	TO	Blk	Stl	Pts	Avg
2011-12	7	0	28	4.0	0	1	.000	0	0	.000	6	8	.750	3	3	6	0.9	2	0	1	2	2	1	6	0.9
TOTAL	7	0	28	4.0	0	1	.000	0	0	.000	6	8	.750	3	3	6	0.9	2	0	1	2	2	1	6	0.9



13 — BROCK ZYLSTRA
 6-6 • 210 • Junior • Guard
 La Verne, Calif. (Bonita HS)

ZYLSTRA NOTES

Last time Out

- Posted 4 rebounds, 3 assists, 3 steals, 1 block and 1 point vs. Saint Mary's

In 2011-12

- Has started every game this season
- Shot a perfect 8 of 8 from the field and made 6 treys vs. San Francisco. The six consecutive threes made ties a BYU record for consecutive 3-pointers in a single game (Jonathan Tavernari 2007, Nate Call 1991)
- Scored a career-high 26 points against Buffalo to go with 4 assists and 4 steals
- Averages 8.4 points, 4.1 rebounds, 2.2 assists and 1.3 steals
- Has at least 1 steal in 19 games
- 45.8 percent FG shooting and 40.2 percent 3 pt-FG shooting

Other

- Parents are Dave and Maxine Zylstra
- Wife's name is Sarah and they have a daughter, Sophia
- Served a mission for The Church of Jesus Christ of Latter-day Saints in New Zealand
- Recruited by Yale, Harvard, UC Davis, UC Irvine, UC Santa Barbara and Dartmouth
- Averaged 22 points, 12 rebounds, three steals and one block per game as a senior at Bonita HS

Click/scan for Zylstra's bio on BYUcougars.com



11-12 SEASON HIGHS

Points: 26, Buffalo -- 12/20/11
 Points 1st half: 15, vs. Northern Arizona -- 11/30/11
 Points 2nd half: 14, at San Diego -- 1/16/12
 Rebounds: 7, four times, last, at Pepperdine -- 1/21/12
 Assists: 5, UCSB -- 12/22/11
 Steals: 4, Buffalo -- 12/20/11
 Blocks: 1, Weber State -- 12/7/11, UCSB, 12/22/11
 FG made: 9, Buffalo -- 12/20/11
 FG attempts: 16, Buffalo -- 12/20/11
 3FG made: 6, vs. San Francisco -- 1/7/12
 3FG attempts: 10, Buffalo -- 12/20/11
 FT made: 4, Buffalo -- 12/20/11
 FT attempts: 4, Buffalo -- 12/20/11, UCSB -- 12/22/11

CAREER HIGHS

Points: 26, Buffalo -- 12/20/11
 Rebounds: 7, four times, last, at Pepperdine -- 1/21/12
 Assists: 5, UCSB -- 12/22/11
 Steals: 4, Buffalo -- 12/20/11
 Blocks: 1, three times, last, UCSB -- 12/22/11
 FG made: 9, Buffalo -- 12/20/11
 FG attempts: 16, Buffalo -- 12/20/11
 3FG made: 6, vs. San Francisco -- 1/7/12
 3FG attempts: 10, Buffalo -- 12/20/11
 FT made: 4, Buffalo -- 12/20/11
 FT attempts: 4, four times, last, San Diego -- 12/31/11

2011-12 GAME-BY-GAME

Opponent	Date	GS	Min	FG	FGA	Pct	3FG	FGA	Pct	FT	FTA	Pct	Off	Def	TR	Avg	PF	FO	A	TO	Blk	Stl	Pts	Avg	
at Utah State	11/11/11	*	31	1	4	.250	0	3	.000	0	0	.000	0	3	3	3.0	3	0	3	5	0	1	2	2.0	
BYU-HAWAII	11/15/11	*	32	3	9	.333	1	4	.250	0	0	.000	3	3	6	4.5	2	0	1	5	0	1	7	4.5	
LONGWOOD	11/18/11	*	18	2	5	.400	2	3	.667	0	0	.000	1	0	1	3.3	1	0	1	0	0	1	6	5.0	
PRAIRIE VIEW A&M	11/22/11	*	14	2	4	.500	2	4	.500	2	2	1.000	1	3	4	3.5	3	0	1	2	0	1	8	5.8	
vs Nevada	11/25/11	*	30	3	7	.429	2	5	.400	0	0	.000	1	1	2	3.2	1	0	2	0	0	1	8	6.2	
vs Wisconsin	11/26/11	*	22	2	7	.286	0	4	.000	0	0	.000	1	4	5	3.5	1	0	0	0	0	1	4	5.8	
vs Northern Arizona	11/30/11	*	26	8	10	.800	5	6	.833	2	2	1.000	1	2	3	3.4	3	0	1	1	0	1	23	8.3	
vs Oregon	12/03/11	*	26	2	6	.333	1	4	.250	2	3	.667	0	0	3	1.0	0	3	0	0	2	7	8.1		
WEBER STATE	12/07/11	*	27	6	11	.545	3	5	.600	0	0	.000	0	6	6	3.3	1	0	2	0	1	1	15	8.9	
at Utah	12/10/11	*	28	2	6	.333	2	5	.400	0	0	.000	1	1	2	3.2	1	0	4	1	0	0	6	8.6	
BAYLOR	12/17/11	*	38	1	4	.250	1	2	.500	1	2	.500	0	7	7	3.5	1	0	3	3	0	1	4	8.2	
BUFFALO	12/20/11	*	36	9	16	.563	4	10	.400	4	4	1.000	0	2	2	3.4	1	0	4	2	0	4	26	9.7	
UC SANTA BARBARA	12/22/11	*	32	3	5	.600	2	4	.500	1	4	.250	1	6	7	3.7	3	0	5	4	1	1	9	9.6	
CS SAN MARCOS	12/27/11	*	21	1	2	.500	1	2	.500	0	0	.000	1	3	4	3.7	0	0	2	1	0	2	3	9.1	
at Saint Mary's (CA)	12/29/11	*	32	2	3	.667	0	1	.000	0	1	.000	1	1	2	3.6	4	0	3	1	0	0	4	8.8	
SAN DIEGO	12/31/11	*	28	2	6	.333	1	5	.200	3	4	.750	1	5	6	3.8	2	0	3	1	0	0	8	8.8	
at Loyola Marymount	01/05/12	*	29	0	1	.000	0	1	.000	0	0	.000	1	4	5	3.8	4	0	3	2	0	0	0	8.2	
SAN FRANCISCO	01/07/12	*	25	8	8	1.000	6	6	1.000	0	0	.000	0	6	6	3.9	2	0	3	3	0	1	22	9.0	
SANTA CLARA	01/14/12	*	29	3	6	.500	1	3	.333	0	0	.000	0	4	4	3.9	2	0	2	1	0	1	7	8.9	
at San Diego	01/16/12	*	33	6	11	.545	5	8	.625	0	0	.000	0	7	7	4.1	0	0	1	2	0	3	17	9.3	
LOYOLA MARYMOUNT	01/19/12	*	35	2	7	.286	1	5	.200	2	4	.500	3	3	6	4.2	3	0	0	1	0	2	7	9.2	
at Pepperdine	01/21/12	*	36	1	6	.167	0	4	.000	3	5	.600	2	5	7	4.3	1	0	1	1	0	2	5	9.0	
at Virginia Tech	01/25/12	*	27	1	5	.200	1	5	.200	0	0	.000	0	0	0	4.1	4	0	2	0	0	0	3	8.7	
SAINT MARY'S	01/28/12	*	28	0	5	.000	0	4	.000	1	2	.500	3	1	4	4.1	1	0	3	2	1	3	1	8.4	
Totals			24	683	70	153	.458	41	102	.402	21	33	.636	22	77	99	4.1	45	0	53	38	3	30	202	8.4

MISCELLANEOUS

	11-12	Career
Double-Figure Pts:	5 (5-0)	6 (6-0)
20-plus Pts:	4 (4-0)	4 (4-0)
Double-Figure Reb:	0 (0-0)	0 (0-0)
Double-Doubles:	0 (0-0)	0 (0-0)
3-plus Steals:	3 (2-1)	3 (2-1)
3-plus Blocks:	0 (0-0)	0 (0-0)
3-plus 3-point FGs:	5 (5-0)	6 (6-0)
Scoring Leader:	4 (4-0)	4 (4-0)
Rebound Leader:	1 (1-0)	1 (1-0)
Assist Leader:	0 (0-0)	0 (0-0)

CAREER STATISTICS (ALL GAMES)

Year	GP	GS	Min	Avg	FG	FGA	Pct	3FG	FGA	Pct	FT	FTA	Pct	Off	Def	TR	Avg	PF	FO	A	TO	Blk	Stl	Pts	Avg
2009-10	20	0	63	3.2	7	18	.389	0	3	.000	5	8	.625	2	11	13	0.7	4	0	2	4	1	1	19	1.0
2010-11	29	0	150	5.2	10	32	.313	6	22	.273	7	12	.583	5	19	24	0.8	13	0	9	4	0	8	33	1.1
2011-12	24	24	683	28.5	70	153	.458	41	102	.402	21	33	.636	22	77	99	4.1	45	0	53	38	3	30	202	8.4
TOTAL	73	24	896	12.3	87	203	.429	47	127	.370	33	53	.623	29	107	136	1.9	62	0	64	46	4	39	254	3.5

CAREER STATISTICS (CONFERENCE GAMES)

Year	GP	GS	Min	Avg	FG	FGA	Pct	3FG	FGA	Pct	FT	FTA	Pct	Off	Def	TR	Avg	PF	FO	A	TO	Blk	Stl	Pts	Avg
2009-10	8	0	24	3.0	3	7	.429	0	1	.000	2	4	.500	1	1	2	0.3	2	0	1	2	0	0	8	1.0
2010-11	11	0	40	3.6	2	7	.286	0	3	.000	3	7	.429	2	5	7	0.6	4	0	2	0	0	2	7	0.6
2011-12	9	9	275	30.6	24	52	.462	14	36	.389	9	16	.563	11	36	47	5.2	19	0	19	14	1	12	71	7.9
TOTAL	28	9	339	12.1	29	66	.439	14	40	.350	14	27	.519	14	42	56	2.0	25	0	22	16	1	14	86	3.1





14 — NICK MARTINEAU
6-0 • 170 • Junior • Guard
Fruit Heights, Utah (Davis HS)

MARTINEAU NOTES

Last time Out

- Did not play vs. Saint Mary's

In 2011-12

- Had 3 rebounds, 2 assists and 1 steal vs. CSUSM
- Played 7 minutes vs. Prairie View A&M and tallied 2 rebounds, 2 assists and 1 steal
- Played 2 minutes vs. BYU-Hawaii and scored 1 point (1-2 FT)
- Made one 3-pointer vs. Longwood and vs. San Diego

Other

- Parents are Chris and Sherrie and has three brothers and one sister
- Wife's name is Karli
- Served a mission for The Church of Jesus Christ of Latter-day Saints in Chile
- Also garnered recruiting attention as a wide receiver in football
- Also recruited by Southern Utah, Penn, Columbia, Princeton, Stanford, Air Force, Utah State and Utah
- Averaged 15 points and six assists per game at Davis High School, earning first-team all-state honors as a senior
- Named Salt Lake Tribune second-team all-state and Deseret News third-team all-state his junior season
- Earned first-team all-state accolades as a wide receiver in football
- Honored by the National Football Foundation Hall of Fame

Click/scan for Martineau's bio on BYUcougars.com



11-12 SEASON HIGHS

Points: 3, Longwood – 11/18/11, San Diego – 12/31/11
 Points 1st half: —
 Points 2nd half: 3, Longwood – 11/18/11, San Diego – 12/31/11
 Rebounds: — 3, CSUSM – 12/27/11
 Assists: — 2, Prairie View A&M – 11/22/11, CSUSM – 12/27/11
 Steals: — 1, Prairie View A&M – 11/22/11, CSUSM – 12/27/11
 Blocks: —
 FG made: — 1, three times, last, San Diego – 12/31/11
 FG attempts: — 2, CSUSM – 12/27/11
 3FG made: — 1, Longwood – 11/18/11, San Diego – 12/31/11
 3FG attempts: — 1, three times, last, San Diego – 12/31/11
 FT made: 1, BYU-Hawaii – 11/15/11
 FT attempts: 2, BYU-Hawaii – 11/15/11

CAREER HIGHS

Points: 6, Loyola Marymount – 01/03/08
 Rebounds: 3, CSUSM – 12/27/11
 Assists: 4, Loyola Marymount – 01/03/08
 Steals: 2, Chicago State – 11/20/10
 Blocks: --
 FG made: 2, Mississippi Valley – 11/23/10
 FG attempts: 3, twice, last vs Hawaii – 12/04/10
 3FG made: 1, 6 times, last, San Diego – 12/31/11
 3FG attempts: 2, 3 times, last vs Fresno Pacific – 01/01/11
 FT made: 4, Loyola Marymount – 01/03/08
 FT attempts: 4, Loyola Marymount – 01/03/08

2011-12 GAME-BY-GAME

Opponent	Date	GS	Min	FG FGA	Pct	3FG FGA	Pct	FT FTA	Pct	Off	Def	TR	Avg	PF	FO	A	TO	Blk	Stl	Pts	Avg			
at Utah State	11/11/11		DNP																					
BYU-HAWAII	11/15/11	2	0	0	.000	0	0	.000	1	2	.500	0	0	0	0.0	0	0	0	0	1	1.0			
LONGWOOD	11/18/11	3	1	1	1.000	1	1	1.000	0	0	.000	0	0	0	0.0	0	0	0	0	3	2.0			
PRAIRIE VIEW A&M	11/22/11	7	0	0	.000	0	0	.000	0	0	.000	0	2	2	0.7	0	2	0	1	0	1.3			
vs Nevada	11/25/11	1	0	1	.000	0	0	.000	0	0	.000	0	0	0	0.5	0	0	0	0	0	1.0			
vs Wisconsin	11/26/11	1	0	0	.000	0	0	.000	0	0	.000	0	0	0	0.4	0	0	0	0	0	0.8			
vs Northern Arizona	11/30/11	5	0	1	.000	0	0	.000	0	0	.000	0	0	0	0.3	0	1	1	0	0	0.7			
vs. Oregon	12/3/11		DNP																					
WEBER STATE	12/07/11	5	1	1	1.000	0	0	.000	0	0	.000	0	0	0	0.3	0	0	1	1	0	2	0.9		
at Utah	12/10/11	1	0	0	.000	0	0	.000	0	0	.000	0	1	1	0.4	0	0	0	0	0	0.8			
BAYLOR	12/17/11		DNP																					
BUFFALO	12/20/11	1	0	1	.000	0	0	.000	0	0	.000	0	0	0	0.3	0	0	0	0	0	0.7			
UC SANTA BARBARA	12/22/11	1	0	0	.000	0	0	.000	0	0	.000	0	0	0	0.3	0	0	0	0	0	0.6			
CS SAN MARCOS	12/27/11	5	0	2	.000	0	1	.000	0	0	.000	1	2	3	0.5	1	0	2	1	0	0.5			
at Saint Mary's (CA)	12/29/11		DNP																					
SAN DIEGO	12/31/11	5	1	1	1.000	1	1	1.000	0	0	.000	0	0	0	0.5	0	0	0	0	3	0.8			
at Loyola Marymount	01/05/12		DNP																					
SAN FRANCISCO	01/07/12	3	0	1	.000	0	0	.000	0	0	.000	0	0	0	0.5	0	0	0	0	0	0.7			
SANTA CLARA	01/14/12		DNP																					
at San Diego	01/16/12	2	0	0	.000	0	0	.000	0	0	.000	0	0	0	0.4	0	0	0	0	0	0.6			
LOYOLA MARYMOUNT	01/19/12		DNP																					
at Pepperdine	01/21/12		DNP																					
at Virginia Tech	01/25/12		DNP																					
SAINT MARY'S	01/28/12		DNP																					
Totals		0	42	3	9	.333	2	3	.667	1	2	.500	1	5	6	0.4	1	0	6	3	0	2	9	0.6

MISCELLANEOUS

	11-12	Career
Double-Figure Pts:	0 (0-0)	0 (0-0)
20-plus Pts:	0 (0-0)	0 (0-0)
Double-Figure Reb:	0 (0-0)	0 (0-0)
Double-Doubles:	0 (0-0)	0 (0-0)
3-plus Steals:	0 (0-0)	0 (0-0)
3-plus Blocks:	0 (0-0)	0 (0-0)
3-plus 3-point FGs:	0 (0-0)	0 (0-0)
Scoring Leader:	0 (0-0)	0 (0-0)
Rebound Leader:	0 (0-0)	0 (0-0)
Assist Leader:	0 (0-0)	0 (0-0)

CAREER STATISTICS (ALL GAMES)

Year	GP	GS	Min	Avg	FG FGA	Pct	3FG FGA	Pct	FT FTA	Pct	Off	Def	TR	Avg	PF	FO	A	TO	Blk	Stl	Pts	Avg
2007-08	20	0	115	5.8	4 14	.286	1 5	.200	4 6	.667	2 6	8	0.4	13	0	14	9	0	3	13	0.7	
2010-11	25	0	121	4.8	6 22	.273	3 12	.250	2 2	1.000	0 11	11	0.4	7	0	14	4	0	5	17	0.7	
2011-12	14	0	42	3.0	3 9	.333	2 3	.667	1 2	.500	1 5	6	0.4	1	0	6	3	0	2	9	0.6	
TOTAL	59	0	278	4.7	13 45	.289	6 20	.300	7 10	.700	3 22	25	0.4	21	0	34	16	0	10	39	0.7	

CAREER STATISTICS (CONFERENCE GAMES)

Year	GP	GS	Min	Avg	FG FGA	Pct	3FG FGA	Pct	FT FTA	Pct	Off	Def	TR	Avg	PF	FO	A	TO	Blk	Stl	Pts	Avg
2007-08	7	0	24	3.4	0 4	.000	0 2	.000	0 2	.000	0 1	1	0.1	2	0	0	3	0	2	0	0.0	
2010-11	8	0	11	1.4	0 3	.000	0 1	.000	0 0	.000	0 0	0	0.0	2	0	1	0	0	0	0	0.0	
2011-12	3	0	10	3.3	1 2	.500	1 1	1.000	0 0	.000	0 0	0	0.0	0	0	0	0	0	0	3	1.0	
TOTAL	18	0	45	2.5	1 9	.111	1 4	.250	0 2	.000	0 1	1	0.1	4	0	1	3	0	2	3	0.2	





WINDER NOTES

Last time Out

- Scored 8 points on 3 of 5 shooting and had 4 rebounds and 3 steals vs. Saint Mary's

In 2011-12

- Started 6 games at point guard and has played in 23 games
- BYU's assist leader in 6 games
- Hit 7 of 8 from the field and 6 of 7 from downtown for a career-best 20 points vs. Buffalo
- Had 9 points, 4 rebounds, 4 assists and 4 steals against Nevada, his first career start
- Averages 4.1 points, 1.9 assists and 1.3 rebounds

Other

- Parents are Chuck Winder and Teresa Williams
- Also recruited by Nevada, SMU, Portland, UC Riverside and Idaho
- Helped lead Bishop Gorman to back-to-back Nevada 4A state titles
- Averaged 17 points and seven boards as a senior and led Bishop Gorman to a 30-2 record
- Earned first-team all-Southwest League and first-team all-Sunset Division honors
- As a junior averaged 13.8 points, 8.2 rebounds and 3.0 assists and helped Bishop Gorman to a 28-5 record
- Earned all-Southwest League honors and Bishop Gorman's Sportsmanship Award as a junior
- Earned all-tournament honors at the Wyoming Energy Classic

Click/scan for Winder's bio on BYUcougars.com



20 — ANSON WINDER

6-3 • 195 • Freshman • Guard
Las Vegas, Nev. (Bishop Gorman HS)

11-12 SEASON/CAREER HIGHS

Points: 20, Buffalo -- 12/20/11
 Points 1st half: 17, Buffalo -- 12/20/11
 Points 2nd half: 7 vs. Oregon -- 12/3/11
 Rebounds: 4, vs Nevada Wolf Pack -- 11-25-11
 Assists: 9, vs Northern Arizona -- 11/30/11
 Steals: 4, vs Nevada Wolf Pack -- 11-25-11
 Blocks: 2, vs Northern Arizona -- 11/30/11
 FG made: 7, Buffalo -- 12/20/11
 FG attempts: 9, vs Nevada Wolf Pack -- 11-25-11
 3FG made: 6, Buffalo -- 12/20/11
 3FG attempts: 7, Buffalo -- 12/20/11
 FT made: 3, Prairie View A&M -- 11/22/11, UCSB -- 12/22/11
 FT attempts: 5, Longwood -- 11/18/11

MISCELLANEOUS

	11-12	Career
Double-Figure Pts:	3 (3-0)	3 (3-0)
20-plus Pts:	1 (1-0)	1 (1-0)
Double-Figure Reb:	0 (0-0)	0 (0-0)
Double-Doubles:	0 (0-0)	0 (0-0)
3-plus Steals:	6 (4-2)	6 (4-2)
3-plus Blocks:	0 (0-0)	0 (0-0)
3-plus 3-point FGs:	1 (1-0)	1 (1-0)
Scoring Leader:	0 (0-0)	0 (0-0)
Rebound Leader:	0 (0-0)	0 (0-0)
Assist Leader:	6 (6-0)	6 (6-0)

2011-12 GAME-BY-GAME

Opponent	Date	GS	Min	FG	FGA	Pct	3FG	FGA	Pct	FT	FTA	Pct	Off	Def	TR	Avg	PF	FO	A	TO	Blk	Stl	Pts	Avg
at Utah State	11/11/11		DNP																					
BYU-HAWAII	11/15/11	2	0	0	.000	0	0	.000	0	0	.000	0	1	1	1.0	0	0	0	0	0	0	0	0	0.0
LONGWOOD	11/18/11	25	2	5	.400	2	4	.500	2	5	.400	0	1	1	1.0	1	0	5	0	0	0	0	8	4.0
PRAIRIE VIEW A&M	11/22/11	21	3	5	.600	2	4	.500	3	3	1.000	0	3	3	1.7	2	0	4	2	0	0	11	6.3	
vs Nevada	11/25/11	* 38	4	9	.444	0	4	.000	1	2	.500	0	4	4	2.3	2	0	4	3	0	4	9	7.0	
vs Wisconsin	11/26/11	* 21	0	0	.000	0	0	.000	0	0	.000	0	0	0	1.8	0	0	3	1	0	0	0	5.6	
vs Northern Arizona	11/30/11	* 22	1	3	.333	0	1	.000	1	2	.500	0	2	2	1.8	1	0	9	3	2	3	3	5.2	
vs Oregon	12/03/11	* 37	4	8	.500	2	5	.400	0	1	.000	1	1	2	1.9	0	0	6	3	0	1	10	5.9	
WEBER STATE	12/07/11	* 19	0	3	.000	0	3	.000	0	0	.000	0	1	1	1.8	1	0	1	0	1	0	0	5.1	
at Utah	12/10/11	* 12	0	5	.000	0	4	.000	1	2	.500	1	1	2	1.8	1	0	0	2	0	0	0	1	4.7
BAYLOR	12/17/11	3	0	0	.000	0	0	.000	1	2	.500	0	0	0	1.6	0	0	0	0	0	0	0	1	4.3
BUFFALO	12/20/11	19	7	8	.875	6	7	.857	0	0	.000	0	0	0	1.5	0	0	2	3	0	1	20	5.7	
UC SANTA BARBARA	12/22/11	13	0	2	.000	0	2	.000	3	4	.750	0	3	3	1.6	0	0	0	0	0	0	0	3	5.5
CS SAN MARCOS	12/27/11	14	0	6	.000	0	4	.000	0	0	.000	0	1	1	1.5	1	0	1	0	0	0	0	5.1	
at Saint Mary's (CA)	12/29/11	21	3	7	.429	2	3	.667	0	0	.000	0	1	1	1.5	0	0	1	0	0	3	8	5.3	
SAN DIEGO	12/31/11	16	0	2	.000	0	2	.000	0	0	.000	0	0	0	1.4	1	0	5	2	0	1	0	4.9	
at Loyola Marymount	01/05/12	9	0	2	.000	0	2	.000	2	2	1.000	0	1	1	1.4	1	0	0	1	0	3	2	4.8	
SAN FRANCISCO	01/07/12	9	1	2	.500	1	1	1.000	2	2	1.000	0	2	2	1.4	4	0	2	2	0	0	5	4.8	
SANTA CLARA	01/14/12	4	0	0	.000	0	0	.000	0	0	.000	0	1	1	1.4	0	0	0	0	1	0	1	0	4.5
at San Diego	01/16/12	5	0	0	.000	0	0	.000	0	0	.000	0	1	1	1.4	0	0	0	0	0	0	0	0	4.3
LOYOLA MARYMOUNT	01/19/12	9	1	5	.200	0	4	.000	0	0	.000	0	0	0	1.3	0	0	0	0	0	0	1	2	4.2
at Pepperdine	01/21/12	4	0	1	.000	0	1	.000	0	0	.000	0	0	0	1.2	0	0	0	0	0	0	0	0	4.0
at Virginia Tech	01/25/12	14	1	3	.333	0	1	.000	1	2	.500	0	1	1	1.2	0	0	0	0	0	0	3	3	3.9
SAINT MARY'S	01/28/12	25	3	5	.600	1	2	.500	1	2	.500	1	3	4	1.3	3	0	0	0	0	0	3	8	4.1
Totals		6	362	30	81	.370	16	54	.296	18	29	.621	3	28	31	1.3	18	0	43	23	3	24	94	4.1

CAREER STATISTICS (ALL GAMES)																									
Year	GP	GS	Min	Avg	FG	FGA	Pct	3FG	FGA	Pct	FT	FTA	Pct	Off	Def	TR	Avg	PF	FO	A	TO	Blk	Stl	Pts	Avg
2011-12	23	6	362	15.7	30	81	.370	16	54	.296	18	29	.621	3	28	31	1.3	18	0	43	23	3	24	94	4.1
TOTAL	23	6	362	15.7	30	81	.370	16	54	.296	18	29	.621	3	28	31	1.3	18	0	43	23	3	24	94	4.1

CAREER STATISTICS (CONFERENCE GAMES)																									
Year	GP	GS	Min	Avg	FG	FGA	Pct	3FG	FGA	Pct	FT	FTA	Pct	Off	Def	TR	Avg	PF	FO	A	TO	Blk	Stl	Pts	Avg
2011-12	9	0	102	11.3	8	24	.333	4	15	.267	5	6	.833	1	9	10	1.1	9	0	8	6	0	12	25	2.8
TOTAL	9	0	102	11.3	8	24	.333	4	15	.267	5	6	.833	1	9	10	1.1	9	0	8	6	0	12	25	2.8





21 — STEPHEN ROGERS
 6-8 • 195 • Junior • Forward
 Mesa, Ariz. (Mesa CC)

ROGERS NOTES

Last time Out

- Played 3 minutes vs. Saint Mary's and blocked 1 shot

In 2011-12

- Missed three weeks with knee injury
- Has played in 15 games and started two
- Scored 15 points in 18 minutes vs. Weber State
- Had 17 points vs. Longwood and 18 vs. Prairie View A&M
- Averages 7.2 points, 2.1 rebounds and 1.6 assists
- 47.7 percent FG shooting

Other

- Parents are Kimball and Sharon Rogers and is the youngest of seven children
- Wife's name is Ginny
- Served a mission for The Church of Jesus Christ of Latter-day Saints in Cleveland, Ohio
- Earned junior college All-America honors while leading Mesa CC to a 25-7 record (2009-10)
- Averaged 21.3 points, 5.3 rebounds, 1.5 assists and 1.3 steals and made 85 threes and shot .499 from the field, .427 from three and .810 from the free throw line
- Redshirted one season at Arizona State prior to playing at Mesa

Click/scan for Rogers' bio on BYUcougars.com



11-12 SEASON HIGHS

Points: 18, Prairie View A&M – 11/22/11
 Points 1st half: 8, Prairie View A&M – 11/22/11
 Points 2nd half: 14, Longwood – 11/18/11
 Rebounds: 6, vs. Northern Arizona – 11/30/11
 Assists: 3, four times, last, Santa Clara – 01/14/12
 Steals: 3, Longwood – 11/18/11
 Blocks: 2 BYU-Hawaii – 11/15/11
 FG made: 7, Longwood – 11/18/11
 FG attempts: 10, vs. Oregon – 12/3/11, Weber State – 12/7/11
 3FG made: 4, vs. Oregon – 12/3/11
 3FG attempts: 7, vs. Oregon – 12/3/11
 FT made: 3, Prairie View A&M – 11/22/11
 FT attempts: 4, Prairie View A&M – 11/22/11

CAREER HIGHS

Points: 18, Prairie View A&M – 11/22/11
 Rebounds: 8, UNLV – 02/05/11
 Assists: 3, four times, last, Santa Clara – 01/14/12
 Steals: 3, Longwood – 11/18/11
 Blocks: 2, three times, last, Weber State, 12/7/11
 FG made: 7, Longwood – 11/18/11
 FG attempts: 10, three times, last, Weber State – 12/7/11
 3FG made: 4, vs. Oregon – 12/3/11
 3FG attempts: 7, vs. Oregon – 12/3/11
 FT made: 11, Fresno Pacific – 01/01/11
 FT attempts: 11, Fresno Pacific – 01/01/11

2011-12 GAME-BY-GAME

Opponent	Date	GS	Min	FG	FGA	Pct	3FG	FGA	Pct	FT	FTA	Pct	Off	Def	TR	Avg	PF	FO	A	TO	Blk	Stl	Pts	Avg	
at Utah State	11/11/11	*	29	3	7	.429	0	4	.000	1	2	.500	0	0	0	0.0	5	1	3	1	1	1	7	7.0	
BYU-HAWAII	11/15/11	*	22	2	5	.400	1	2	.500	0	0	.000	0	2	2	1.0	3	0	1	2	2	0	5	6.0	
LONGWOOD	11/18/11		18	7	9	.778	3	5	.600	0	0	.000	2	0	2	1.3	0	0	3	0	0	3	17	9.7	
PRAIRIE VIEW A&M	11/22/11		21	6	9	.667	3	5	.600	3	4	.750	0	2	2	1.5	1	0	2	0	1	1	18	11.8	
vs Nevada	11/25/11		11	1	4	.250	0	1	.000	0	0	.000	0	4	4	2.0	0	0	2	2	0	0	2	9.8	
vs Wisconsin	11/26/11		12	3	6	.500	0	1	.000	0	0	.000	0	2	2	2.0	0	0	0	2	0	0	6	9.2	
vs Northern Arizona	11/30/11		27	3	6	.500	2	5	.400	0	0	.000	0	6	6	2.6	2	0	3	0	0	0	8	9.0	
vs Oregon	12/03/11		21	5	10	.500	4	7	.571	2	3	.667	0	1	1	2.4	1	0	2	2	0	2	16	9.9	
WEBER STATE	12/07/11		18	6	10	.600	1	3	.333	2	2	1.000	0	0	0	2.1	0	0	1	0	1	0	15	10.4	
at Utah	12/10/11		19	2	8	.250	1	5	.200	0	2	.000	0	3	3	2.2	2	0	2	1	1	0	5	9.9	
BAYLOR	12/17/11																								
BUFFALO	12/20/11																								
UC SANTA BARBARA	12/22/11																								
CS SAN MARCOS	12/27/11																								
at Saint Mary's (CA)	12/29/11																								
SAN DIEGO	12/31/11																								
at Loyola Marymount	01/05/12		7	0	3	.000	0	2	.000	2	2	1.000	1	0	1	2.1	1	0	1	0	0	0	2	9.2	
SAN FRANCISCO	01/07/12		8	1	1	1.000	1	1	1.000	0	0	.000	0	3	3	2.2	3	0	1	1	0	0	3	8.7	
SANTA CLARA	01/14/12		12	1	6	.167	0	3	.000	0	0	.000	0	3	3	2.2	0	0	3	0	0	1	2	8.2	
at San Diego	01/16/12		5	1	1	1.000	0	0	.000	0	0	.000	0	0	0	2.1	0	0	0	0	0	0	2	7.7	
LOYOLA MARYMOUNT	01/19/12																								
at Pepperdine	01/21/12																								
at Virginia Tech	01/25/12																								
SAINT MARY'S	01/28/12		3	0	1	.000	0	0	.000	0	0	.000	0	0	0	1.9	1	0	0	1	1	0	0	7.2	
Totals			2	233	41	86	.477	16	44	.364	10	15	.667	3	26	29	1.9	19	1	23	13	6	9	108	7.2

MISCELLANEOUS

	11-12	Career
Double-Figure Pts:	4 (4-0)	10 (10-0)
20-plus Pts:	0 (0-0)	0 (0-0)
Double-Figure Reb:	0 (0-0)	0 (0-0)
Double-Doubles:	0 (0-0)	0 (0-0)
3-plus Steals:	1 (1-0)	1 (1-0)
3-plus Blocks:	0 (0-0)	0 (0-0)
3-plus 3-point FGs:	3 (3-0)	6 (6-0)
Scoring Leader:	1 (1-0)	2 (2-0)
Rebound Leader:	0 (0-0)	1 (1-0)
Assist Leader:	0 (0-0)	0 (0-0)

CAREER STATISTICS (ALL GAMES)																									
Year	GP	GS	Min	Avg	FG	FGA	Pct	3FG	FGA	Pct	FT	FTA	Pct	Off	Def	TR	Avg	PF	FO	A	TO	Blk	Stl	Pts	Avg
2010-11	36	0	368	10.2	43	105	.410	21	61	.344	41	48	.854	17	61	78	2.2	26	0	12	22	8	10	148	4.1
2011-12	15	2	233	15.5	41	86	.477	16	44	.364	10	15	.667	3	26	29	1.9	19	1	23	13	6	9	108	7.2
TOTAL	51	2	601	11.8	84	191	.440	37	105	.352	51	63	.810	20	87	107	2.1	45	1	35	35	14	19	256	5.0

CAREER STATISTICS (CONFERENCE GAMES)																									
Year	GP	GS	Min	Avg	FG	FGA	Pct	3FG	FGA	Pct	FT	FTA	Pct	Off	Def	TR	Avg	PF	FO	A	TO	Blk	Stl	Pts	Avg
2010-11	16	0	172	10.8	23	53	.434	10	30	.333	10	10	1.000	7	26	33	2.1	14	0	5	11	2	5	66	4.1
2011-12	5	0	35	7.0	3	12	.250	1	6	.167	2	2	1.000	1	6	7	1.4	5	0	5	2	1	1	9	1.8
TOTAL	21	0	207	9.9	26	65	.400	11	36	.306	12	12	1.000	8	32	40	1.9	19	0	10	13	3	6	75	3.6





24 — DAMARCUS HARRISON
 6-5 • 190 • Freshman • Guard
 Greenwood, S.C. (Christ HS)

HARRISON NOTES

Last time Out

- Played 2 minutes vs. Saint Mary's

In 2011-12

- Has played in 21 of 24 games this season
- Scored 8 points off the bench vs. Baylor
- Scored 11 points vs. Longwood, draining 3 of 5 three-pointers
- Scored 9 points vs. Wisconsin
- Averages 3.4 points

Other

- Also recruited by Clemson, Florida State, Marquette and Wisconsin
- As a senior helped Christ School to a 32-5 overall record, a 12-0 league record and the NCISAA State Title
- Named NCISAA 3A All-State
- Earned first-team Asheville Citizen-Times All-WNC honors
- Shared team MVP honors with Marshall Plumlee (Duke)
- A Jordan Brand Classic Regional All-Star
- Named CAA All-Conference and CAA Player of the Year
- Averaged 12.7 points, 4.7 rebounds, 1.8 steals and 1.7 assists and hit 53 threes

Click/scan for Harrison's bio on BYUcougars.com



11-12 SEASON/CAREER HIGHS

Points: 11, Longwood – 11/18/11
 Points 1st half: 8, Baylor – 12/17/11
 Points 2nd half: 6, three times, last, San Diego – 12/31/11
 Rebounds: 3, Baylor – 12/17/11, CSUSM – 12/27/11
 Assists: 2, Four times, last, CSUSM – 12/27/11
 Steals: 2, vs. Oregon – 12/3/11, CSUSM – 12/27/11
 Blocks: 1, Baylor – 12/17/11
 FG made: 4, CSUSM – 12/27/11
 FG attempts: 8, vs. NAU – 11/30/11, CSUSM – 12/27/11
 3FG made: 3, Longwood – 11/18/11
 3FG attempts: 5, Longwood – 11/18/11
 FT made: 2, Longwood – 11/18/11
 FT attempts: 4, Baylor – 12/17/11

MISCELLANEOUS

	11-12	Career
Double-Figure Pts:	1 (1-0)	1 (1-0)
20-plus Pts:	0 (0-0)	0 (0-0)
Double-Figure Reb:	0 (0-0)	0 (0-0)
Double-Doubles:	0 (0-0)	0 (0-0)
3-plus Steals:	0 (0-0)	0 (0-0)
3-plus Blocks:	0 (0-0)	0 (0-0)
3-plus 3-point FGs:	1 (1-0)	1 (1-0)
Scoring Leader:	0 (0-0)	0 (0-0)
Rebound Leader:	0 (0-0)	0 (0-0)
Assist Leader:	0 (0-0)	0 (0-0)


2011-12 GAME-BY-GAME

Opponent	Date	GS	Min	FG	FGA	Pct	3FG	FGA	Pct	FT	FTA	Pct	Off	Def	TR	Avg	PF	FO	A	TO	Blk	Stl	Pts	Avg
at Utah State	11/11/11	4	0	1	.000	0	0	.000	0	0	0	.000	0	0	0	0.0	1	0	0	1	0	0	0	0.0
BYU-HAWAII	11/15/11	15	2	6	.333	1	2	.500	1	1	1.000	1	1	2	1.0	1	0	2	3	0	0	6	3.0	
LONGWOOD	11/18/11	13	3	7	.429	3	5	.600	2	2	1.000	0	0	0	0.7	0	0	1	1	0	0	11	5.7	
PRAIRIE VIEW A&M	11/22/11	14	2	5	.400	0	2	.000	1	3	.333	0	1	1	0.8	3	0	2	1	0	1	5	5.5	
vs Nevada	11/25/11	8	2	4	.500	0	1	.000	0	0	.000	1	1	2	1.0	1	0	1	0	1	0	4	5.2	
vs Wisconsin	11/26/11	19	3	7	.429	1	2	.500	2	2	1.000	0	1	1	1.0	1	0	0	1	0	1	9	5.8	
vs Northern Arizona	11/30/11	14	2	8	.250	0	2	.000	0	0	.000	0	1	1	1.0	0	0	0	0	0	1	4	5.6	
vs Oregon	12/03/11	5	0	1	.000	0	1	.000	0	2	.000	0	1	1	1.0	0	0	1	0	1	0	2	0	4.9
WEBER STATE	12/07/11	11	1	6	.167	0	3	.000	0	0	.000	0	0	0	0.9	0	0	1	0	0	0	2	4.6	
at Utah	12/10/11	8	1	5	.200	1	4	.250	0	0	.000	0	0	0	0.8	1	0	0	0	0	0	3	4.4	
BAYLOR	12/17/11	15	3	7	.429	1	3	.333	1	4	.250	1	2	3	1.0	2	0	1	1	1	1	8	4.7	
BUFFALO	12/20/11	DNP																						
UC SANTA BARBARA	12/22/11	8	0	2	.000	0	2	.000	0	0	.000	0	0	0	0.9	0	0	2	0	0	1	0	4.3	
CS SAN MARCOS	12/27/11	21	4	8	.500	0	4	.000	0	1	.000	1	2	3	1.1	0	0	2	3	0	2	8	4.6	
at Saint Mary's (CA)	12/29/11	5	0	2	.000	0	0	.000	0	0	.000	0	0	0	1.0	0	0	1	2	0	0	0	4.3	
SAN DIEGO	12/31/11	5	3	4	.750	0	0	.000	0	0	.000	0	2	2	1.1	0	0	0	0	0	0	6	4.4	
at Loyola Marymount	01/05/12	DNP																						
SAN FRANCISCO	01/07/12	9	1	5	.200	1	3	.333	0	0	.000	0	1	1	1.1	1	0	0	1	0	0	3	4.3	
SANTA CLARA	01/14/12	2	0	2	.000	0	1	.000	0	0	.000	0	1	1	1.1	0	0	0	0	0	0	0	4.1	
at San Diego	01/16/12	1	0	0	.000	0	0	.000	0	0	.000	0	1	1	1.1	0	0	0	1	0	0	0	3.8	
LOYOLA MARYMOUNT	01/19/12	5	0	1	.000	0	0	.000	0	0	.000	0	0	0	1.0	1	0	0	0	0	0	0	3.6	
at Pepperdine	01/21/12	DNP																						
at Virginia Tech	01/25/12	9	1	2	.500	1	2	.500	0	0	.000	0	1	1	1.0	3	0	0	0	0	0	3	3.6	
SAINT MARY'S	01/28/12	2	0	0	.000	0	0	.000	0	0	.000	0	0	0	1.0	1	0	0	1	0	0	0	3.4	
Totals		0	193	28	83	.337	9	37	.243	7	15	.467	4	16	20	1.0	16	0	12	18	1	9	72	3.4

CAREER STATISTICS (ALL GAMES)																									
Year	GP	GS	Min	Avg	FG	FGA	Pct	3FG	FGA	Pct	FT	FTA	Pct	Off	Def	TR	Avg	PF	FO	A	TO	Blk	Stl	Pts	Avg
2011-12	21	0	193	9.2	28	83	.337	9	37	.243	7	15	.467	4	16	20	1.0	16	0	12	18	1	9	72	3.4
TOTAL	21	0	193	9.2	28	83	.337	9	37	.243	7	15	.467	4	16	20	1.0	16	0	12	18	1	9	72	3.4

CAREER STATISTICS (CONFERENCE GAMES)																									
Year	GP	GS	Min	Avg	FG	FGA	Pct	3FG	FGA	Pct	FT	FTA	Pct	Off	Def	TR	Avg	PF	FO	A	TO	Blk	Stl	Pts	Avg
2011-12	7	0	29	4.1	4	14	.286	1	4	.250	0	0	.000	0	5	5	0.7	3	0	1	5	0	0	9	1.3
TOTAL	7	0	29	4.1	4	14	.286	1	4	.250	0	0	.000	0	5	5	0.7	3	0	1	5	0	0	9	1.3





33 — NATE AUSTIN
 6-10 • 215 • Freshman • Forward/Center
 Alpine, Utah (Lone Peak HS)

AUSTIN NOTES

Last time Out

- Posted 4 points, 3 boards and 1 steal vs. Saint Mary's

In 2011-12

- Has played in every game this season
- Career-high 15 points came on 7 of 8 shooting vs. Weber State
- Hit 3-pointers in four-straight games (Northern Arizona, Oregon, Weber State, Utah)
- Averages 4.4 points and 3.8 rebounds
- 58.3 percent FG shooting and 40.0 percent 3pt FG shooting

Other

- Served a mission for The Church of Jesus Christ of Latter-day Saints in McAllen, Texas
- Also recruited by Boise State and Utah State
- Helped Lone Peak to a 22-3 record as a senior
- Averaged 11.5 points while helping the Knights to a trip to the state title game in 2009
- Helped Lone Peak win the 2008 state title
- Played with fellow Cougars Tyler Haws and Josh Sharp at Lone Peak
- Played for Salt Lake Metro club team directed by Dave Hammer and coached by Marty Haws
- At Las Vegas Spring Showcase scored 24 points and grabbed 22 rebounds in a gold bracket quarterfinal game

Click/scan for Austin's bio on BYUcougars.com



11-12 SEASON/CAREER HIGHS

Points: 15, Weber State -- 12/07/11
 Points 1st half: 9, vs. Oregon -- 12/3/11
 Points 2nd half: 13, Weber State -- 12/7/11
 Rebounds: 9, three times, last, vs. San Francisco -- 1/7/12
 Assists: 2, at Saint Mary's -- 12/29/11, Santa Clara -- 1/14/12
 Steals: 1, four times, last, San Diego -- 12/31/11
 Blocks: 2, CSUSM -- 12/27/11
 FG made: 7, Weber State -- 12/07/11
 FG attempts: 8, Weber State -- 12/07/11
 3FG made: 1, 5 times, last, San Diego -- 12/31/11
 3FG attempts: 2, four times, last, San Diego -- 12/31/11
 FT made: 3, Buffalo -- 12/20/11
 FT attempts: 4, three times, last, LMU -- 1/19/12

MISCELLANEOUS

	11-12	Career
Double-Figure Pts:	2 (2-0)	2 (2-0)
20-plus Pts:	0 (0-0)	0 (0-0)
Double-Figure Reb:	0 (0-0)	0 (0-0)
Double-Doubles:	0 (0-0)	0 (0-0)
3-plus Steals:	0 (0-0)	0 (0-0)
3-plus Blocks:	0 (0-0)	0 (0-0)
3-plus 3-point FGs:	0 (0-0)	0 (0-0)
Scoring Leader:	0 (0-0)	0 (0-0)
Rebound Leader:	3 (3-0)	3 (3-0)
Assist Leader:	0 (0-0)	0 (0-0)

2011-12 GAME-BY-GAME

Opponent	Date	GS	Min	FG	FGA	Pct	3FG	FGA	Pct	FT	FTA	Pct	Off	Def	TR	Avg	PF	FO	A	TO	Blk	Stl	Pts	Avg
at Utah State	11/11/11	11	1	1	1.000	0	0	0	.000	0	0	.000	1	2	3	3.0	1	0	1	1	0	2	2.0	
BYU-HAWAII	11/15/11	5	0	0	.000	0	0	0	.000	0	0	.000	1	1	2	2.5	3	0	0	2	0	0	0	1.0
LONGWOOD	11/18/11	13	2	4	.500	0	0	0	.000	0	0	.000	2	1	3	2.7	3	0	1	2	1	0	4	2.0
PRAIRIE VIEW A&M	11/22/11	8	0	1	.000	0	0	0	.000	2	4	.500	0	0	0	2.0	2	0	0	1	0	1	2	2.0
vs Nevada	11/25/11	4	0	0	.000	0	0	0	.000	0	0	.000	0	0	0	1.6	1	0	0	0	1	1	0	1.6
vs Wisconsin	11/26/11	1	0	0	.000	0	0	0	.000	2	2	1.000	0	0	0	1.3	0	0	0	0	0	0	2	1.7
vs Northern Arizona	11/30/11	9	5	6	.833	1	2	.500	0	0	0	.000	1	3	4	1.7	3	0	1	0	0	0	11	3.0
vs Oregon	12/03/11	18	4	7	.571	1	2	.500	0	0	0	.000	2	4	6	2.3	5	1	0	0	0	0	9	3.8
WEBER STATE	12/07/11	21	7	8	.875	1	2	.500	0	3	3	.000	2	7	9	3.0	3	0	0	0	1	0	15	5.0
at Utah	12/10/11	18	1	1	1.000	1	1	1.000	0	0	0	.000	0	5	5	3.2	3	0	1	0	0	0	3	4.8
BAYLOR	12/17/11	7	0	1	.000	0	0	.000	0	0	0	.000	1	2	3	3.2	2	0	0	0	1	0	0	4.4
BUFFALO	12/20/11	24	2	4	.500	0	1	.000	3	4	.750	2	7	9	3.7	4	0	1	1	0	1	0	7	4.6
UC SANTA BARBARA	12/22/11	8	0	1	.000	0	1	.000	0	2	0	.000	0	0	0	3.4	2	0	0	3	0	0	0	4.2
CS SAN MARCOS	12/27/11	13	1	3	.333	0	0	.000	1	2	.500	0	2	2	3.3	3	0	1	0	2	0	3	4.1	
at Saint Mary's (CA)	12/29/11	12	0	1	.000	0	0	.000	0	2	0	.000	2	2	4	3.3	1	0	2	0	0	0	0	3.9
SAN DIEGO	12/31/11	14	3	6	.500	1	2	.500	2	2	1.000	0	1	1	3.2	5	1	0	0	1	1	9	4.2	
at Loyola Marymount	01/05/12	15	4	5	.800	0	0	.000	0	0	.000	0	2	6	3.4	2	0	0	0	0	0	0	8	4.4
SAN FRANCISCO	01/07/12	16	2	4	.500	0	1	.000	0	2	.000	2	7	9	3.7	1	0	1	0	1	0	4	4.4	
SANTA CLARA	01/14/12	16	1	1	1.000	0	0	.000	1	2	.500	4	3	7	3.8	2	0	2	0	0	0	0	3	4.3
at San Diego	01/16/12	10	2	4	.500	1	1	1.000	2	3	.667	3	2	5	3.9	2	0	1	2	0	0	7	4.5	
LOYOLA MARYMOUNT	01/19/12	10	0	2	.000	0	2	.000	2	4	.500	0	2	2	3.8	1	0	0	0	0	0	0	2	4.3
at Pepperdine	01/21/12	9	2	2	1.000	0	0	.000	0	1	.000	2	3	5	3.9	3	0	0	0	0	0	0	4	4.3
at Virginia Tech	01/25/12	17	3	7	.429	0	0	.000	0	0	.000	3	1	4	3.9	2	0	0	1	0	0	6	4.4	
SAINT MARY'S	01/28/12	14	2	3	.667	0	0	.000	0	1	.000	2	1	3	3.8	3	0	0	1	0	1	4	4.4	
Totals		0	293	42	72	.583	6	15	.400	15	34	.441	34	58	92	3.8	57	2	11	14	9	5	105	4.4

CAREER STATISTICS (ALL GAMES)																									
Year	GP	GS	Min	Avg	FG	FGA	Pct	3FG	FGA	Pct	FT	FTA	Pct	Off	Def	TR	Avg	PF	FO	A	TO	Blk	Stl	Pts	Avg
2011-12	24	0	293	12.2	42	72	.583	6	15	.400	15	34	.441	34	58	92	3.8	57	2	11	14	9	5	105	4.4
TOTAL	24	0	293	12.2	42	72	.583	6	15	.400	15	34	.441	34	58	92	3.8	57	2	11	14	9	5	105	4.4

CAREER STATISTICS (CONFERENCE GAMES)																									
Year	GP	GS	Min	Avg	FG	FGA	Pct	3FG	FGA	Pct	FT	FTA	Pct	Off	Def	TR	Avg	PF	FO	A	TO	Blk	Stl	Pts	Avg
2011-12	9	0	116	12.9	16	28	.571	2	6	.333	7	17	.412	19	23	42	4.7	20	1	6	3	2	2	41	4.6
TOTAL	9	0	116	12.9	16	28	.571	2	6	.333	7	17	.412	19	23	42	4.7	20	1	6	3	2	2	41	4.6





HARTSOCK NOTES

Last time Out

- Had 15 points, 3 rebounds and 2 steals vs. Saint Mary's

In 2011-12

- Has started every game this season and scored in double figures in all but one
- WCC Player of the Month (December)
- Has scored in double figures in 23 of 24 games including 19-straight to start the season
- Recorded back-to-back double-double games vs. Oregon and Weber State (23 pts/12 reb vs. Oregon and 19 pts/12 reb vs. Weber State)
- Has had 3 or more blocks in 8 games (three with 4 blocks) and recorded at least 1 block in every game but five
- Averages 17.5 points, 5.4 rebounds, 1.6 blocks and 1.5 assists
- 58.2 percent FG shooting and 83.6 percent FT shooting

Other

- Parents are David and Leslie Hartsock and has five brothers and one sister
- Wife Kendalyn plays volleyball at BYU
- Served a mission for The Church of Jesus Christ of Latter-day Saints in Salt Lake City
- McDonald's High School All-America nominee at Bartlesville High School

Click/scan for Hartsock's bio on BYUcougars.com



34 — NOAH HARTSOCK
6-8 • 230 • Senior • Forward
Bartlesville, Okla. (Bartlesville HS)

11-12 SEASON HIGHS

Points: 28, Loyola Marymount – 1/19/12
 Points 1st half: 15, Loyola Marymount – 1/19/12
 Points 2nd half: 17, at Loyola Marymount – 1/5/12
 Rebounds: 12, vs. Oregon – 12/3/11, Weber State – 12/7/11
 Assists: 5, vs. BYU-Hawaii – 11/15/11
 Steals: 2, five times, last, CSUSM – 12/27/11
 Blocks: 4, three times, last, at Utah – 12/10/11
 FG made: 11, Loyola Marymount – 1/19/12
 FG attempts: 16, Weber State – 12/7/11
 3FG made: 2, vs. Nevada – 11/25/11
 3FG attempts: 6, at San Diego – 1/16/12
 FT made: 7, vs. Oregon – 12/3/11, UCSB – 12/22/11
 FT attempts: 8, vs. Oregon – 12/3/11, UCSB – 12/22/11

CAREER HIGHS

Points: 28, Loyola Marymount – 1/19/12
 Rebounds: 13, vs. Vermont – 12/08/10
 Assists: 6, Eastern New Mexico – 01/02/10
 Steals: 3, vs. Florida – 03/24/11
 Blocks: 5, at Creighton – 12/01/10
 FG made: 11, Loyola Marymount – 1/19/12
 FG attempts: 16, Weber State – 12/7/11
 3FG made: 3, three times, last, vs. Gonzaga – 03/19/11
 3FG attempts: 6, at San Diego – 1/16/12
 FT made: 7, vs. Oregon – 12/03/11, UCSB – 12/22/11
 FT attempts: 8, three times, last, UCSB – 12/22/11

2011-12 GAME-BY-GAME

Opponent	Date	GS	Min	FG	FGA	Pct	3FG	FGA	Pct	FT	FTA	Pct	Off	Def	TR	Avg	PF	FO	A	TO	Blk	Stl	Pts	Avg	
at Utah State	11/11/11	*	36	8	13	.615	0	1	.000	2	2	1.000	1	4	5	5.0	3	0	4	3	1	2	18	18.0	
BYU-HAWAII	11/15/11	*	32	4	7	.571	0	1	.000	6	6	1.000	2	7	9	7.0	0	0	5	0	2	2	14	16.0	
LONGWOOD	11/18/11	*	30	7	11	.636	1	2	.500	3	6	.500	0	5	5	6.3	0	0	0	0	1	1	18	16.7	
PRAIRIE VIEW A&M	11/22/11	*	24	5	9	.556	1	1	1.000	1	2	.500	0	3	3	5.5	2	0	0	1	3	0	12	15.5	
vs Nevada	11/25/11	*	33	9	12	.750	2	2	1.000	1	2	.500	0	6	6	5.6	4	0	2	2	1	1	21	16.6	
vs Wisconsin	11/26/11	*	39	7	14	.500	0	1	.000	4	4	1.000	3	3	6	5.7	3	0	1	1	4	0	18	16.8	
vs Northern Arizona	11/30/11	*	26	4	10	.400	1	3	.333	2	2	1.000	2	2	4	5.4	1	0	2	0	3	2	11	16.0	
vs Oregon	12/03/11	*	37	8	14	.571	0	1	.000	7	8	.875	4	8	12	6.3	4	0	2	1	4	0	23	16.9	
WEBER STATE	12/07/11	*	30	7	16	.438	0	0	.000	5	6	.833	4	8	12	6.9	1	0	3	2	3	0	19	17.1	
at Utah	12/10/11	*	36	6	9	.667	1	2	.500	6	6	1.000	2	5	7	6.9	2	0	1	1	4	0	19	17.3	
BAYLOR	12/17/11	*	37	7	14	.500	0	1	.000	1	1	1.000	3	2	5	6.7	2	0	1	1	1	2	15	17.1	
BUFFALO	12/20/11	*	18	7	9	.778	0	1	.000	2	3	.667	0	1	1	6.3	3	0	2	0	0	1	16	17.0	
UC SANTA BARBARA	12/22/11	*	37	7	11	.636	0	0	.000	7	8	.875	1	4	5	6.2	3	0	1	0	1	0	21	17.3	
CS SAN MARCOS	12/27/11	*	28	8	10	.800	0	0	.000	4	5	.800	1	3	4	6.0	0	0	2	1	1	2	20	17.5	
at Saint Mary's (CA)	12/29/11	*	37	6	11	.545	0	0	.000	1	2	.500	2	3	5	5.9	3	0	0	3	1	1	13	17.2	
SAN DIEGO	12/31/11	*	23	5	11	.455	0	0	.000	5	6	.833	0	3	3	5.8	2	0	0	2	0	1	15	17.1	
at Loyola Marymount	01/05/12	*	36	9	12	.750	0	1	.000	3	5	.600	1	6	7	5.8	2	0	1	4	1	1	21	17.3	
SAN FRANCISCO	01/07/12	*	30	5	9	.556	0	1	.000	4	4	1.000	0	6	6	5.8	2	0	2	2	1	0	14	17.1	
SANTA CLARA	01/14/12	*	33	8	11	.727	1	1	1.000	4	6	.667	2	3	5	5.8	3	0	1	3	0	0	21	17.3	
at San Diego	01/16/12	*	29	2	12	.167	1	6	.167	2	2	1.000	0	1	1	5.6	2	0	3	3	1	0	7	16.8	
LOYOLA MARYMOUNT	01/19/12	*	37	11	15	.733	0	1	.000	6	7	.857	1	4	5	5.5	4	0	2	1	0	0	28	17.3	
at Pepperdine	01/21/12	*	36	8	14	.571	0	1	.000	4	4	1.000	0	3	3	5.4	1	0	1	3	3	1	20	17.5	
at Virginia Tech	01/25/12	*	38	7	12	.583	1	1	1.000	7	8	.875	2	5	7	5.5	1	0	1	1	3	2	22	17.7	
SAINT MARY'S	01/28/12	*	31	5	9	.556	0	0	.000	5	5	1.000	1	2	3	5.4	3	0	0	3	0	2	15	17.5	
Totals			24	773	160	275	.582	9	28	321	92	110	.836	32	97	129	5.4	51	0	37	38	39	21	421	17.5

MISCELLANEOUS

	11-12	Career
Double-Figure Pts:	23 (17-6)	48 (39-9)
20-plus Pts:	9 (8-1)	10 (9-1)
Double-Figure Reb:	0 (0-0)	4 (4-0)
Double-Doubles:	2 (2-0)	5 (5-0)
3-plus Steals:	0 (0-0)	1 (0-1)
3-plus Blocks:	8 (7-1)	23 (21-2)
3-plus 3-point FGs:	0 (0-0)	3 (3-0)
Scoring Leader:	10 (6-4)	11 (7-4)
Rebound Leader:	4 (3-1)	28 (23-5)
Assist Leader:	2 (1-1)	7 (5-2)

CAREER STATISTICS (ALL GAMES)

Year	GP	GS	Min	Avg	FG	FGA	Pct	3FG	FGA	Pct	FT	FTA	Pct	Off	Def	TR	Avg	PF	FO	A	TO	Blk	Stl	Pts	Avg
2008-09	27	0	304	11.3	25	43	.581	0	0	.000	16	27	.593	25	38	63	2.3	43	0	7	14	15	6	66	2.4
2009-10	36	30	878	24.4	97	175	.554	1	4	.250	38	44	.864	56	128	184	5.1	78	1	42	21	46	18	233	6.5
2010-11	37	36	1100	29.7	123	247	.498	26	60	.433	48	58	.828	72	148	220	5.9	84	0	59	35	61	21	320	8.6
2011-12	24	24	773	32.2	160	275	.582	9	28	.321	92	110	.836	32	97	129	5.4	51	0	37	38	39	21	421	17.5
TOTAL	124	90	3055	24.6	405	740	.547	36	92	.391	194	239	.812	185	411	596	4.8	256	1	145	108	161	66	1040	8.4

CAREER STATISTICS (CONFERENCE GAMES)

Year	GP	GS	Min	Avg	FG	FGA	Pct	3FG	FGA	Pct	FT	FTA	Pct	Off	Def	TR	Avg	PF	FO	A	TO	Blk	Stl	Pts	Avg
2008-09	15	0	162	10.8	10	19	.526	0	0	.000	7	14	.500	15	19	34	2.3	21	0	4	9	7	5	27	1.8
2009-10	16	16	391	24.4	41	82	.500	0	3	.000	21	23	.913	22	56	78	4.9	33	0	18	9	23	6	103	6.4
2010-11	16	16	513	32.1	42	94	.447	12	33	.364	22	26	.846	30	75	105	6.6	43	0	30	15	23	4	118	7.4
2011-12	9	9	292	32.4	59	104	.567	2	11	.182	34	41	.829	7	31	38	4.2	22	0	10	24	7	6	154	17.1
TOTAL	56	41	1358	24.3	152	299	.508	14	47	.298	84	104	.808	74	181	255	4.6	119	0	62	57	60	21	402	7.2



5 PLAYERS SCORED IN DOUBLE FIGURES

12/7/11 vs. Weber State, 94-66 W, Hartsock - 19, Austin - 15, Abouo - 15, Rogers - 15, Zylstra - 15, Davies - 11

6 PLAYERS SCORED IN DOUBLE FIGURES

12/7/11 vs. Weber State, 94-66 W, Hartsock - 19, Austin - 15, Abouo - 15, Rogers - 15, Zylstra - 15, Davies - 11

NO PLAYERS SCORED IN DOUBLE FIGURES

2/21/05 at Air Force, 39-70 L

ONE PLAYER RECORDED A DOUBLE-DOUBLE

1/16/12 at San Diego
Brandon Davies, 12 points, 12 rebounds

TWO PLAYERS RECORD A DOUBLE-DOUBLE

2/2/08 at Wyoming
Trent Plaisted, 17 points, 10 rebounds
Jonathan Tavemari, 10 points, 10 rebounds

TWO DOUBLE-DIGIT REBOUNDERS

11/23/10 vs. Mississippi Valley State
Brandon Davies-10, Charles Abouo-10

SIX PLAYERS HAD 5 OR MORE REBOUNDS

1/1/11 vs. Fresno Pacific, C. Collinsworth-8, Rogers-5, Emery-5, Hartsock-5, Abouo-5, Davies-5

FIVE PLAYERS HAD 6 OR MORE REBOUNDS

11/20/10 vs. Chicago State, Abouo-8, K. Collinsworth-7, Rogers-7, Anderson-6, C. Collinsworth-6, Davies-6

FOUR PLAYERS HAD 9 OR MORE REBOUNDS

12/30/06 vs. Seton Hall, Cummmard-12, Plaisted-9, Young-9, Ainge-9

TWO PLAYERS FOULED OUT

1/28/12 vs. Saint Mary's
Matt Carlino, Charles Abouo

THREE OR MORE PLAYERS FOULED OUT

1/3/09 vs. Wake Forest
Chris Miles, Gavin MacGregor, Charles Abouo

A BYU PLAYER RECEIVED A TECHNICAL FOUL

1/21/12 at Pepperdine - Brandon Davies

AN OPPONENT PLAYER RECEIVED A TECHNICAL FOUL

12/29/11 vs. Stephen Holt - Saint Mary's

A BYU COACH RECEIVED A TECHNICAL FOUL

1/28/12 vs. Saint Mary's - Dave Rose

AN OPPONENT COACH RECEIVED A TECHNICAL FOUL

12/20/11 vs. Buffalo - Reggie Witherspoon

A BYU PLAYER EJECTED FROM A GAME

11/23/02 vs. Kansas State
Travis Hansen (2 technical fouls)

AN OPPONENT PLAYER EJECTED FROM A GAME

1/30/10 vs. Utah - Marshall Henderson (flagrant foul)

A COACH EJECTED FROM THE GAME

11/30/05 vs. Lamar (at Delta Center)
Lamar coach Billy Tubbs (2 tech. fouls)

AT LEAST TWO PLAYERS SCORED 20+ POINTS

1/21/12 at Pepperdine, Davies 29, Hartsock 20

THREE PLAYERS SCORED 20+ POINTS

1/14/12 vs. Santa Clara, Davies 23, Carlino 21, Hartsock 21

FOUR PLAYERS SCORED 20+ POINTS

1/13/79 vs. UNM, D. Ainge-27, Scott Runia-25, Devin Durrant-20, Alan Taylor-20

TWO PLAYERS SCORED 25+ POINTS

3/18/10 vs. Florida-NCAA 1st Round
Jimmer Fredette 37, Michael Loyd, Jr. 26

A PLAYER SCORED 30+ POINTS

3/24/11 vs. Florida, Jimmer Fredette, 32

A PLAYER ATTEMPTED 20 OR MORE FIELD GOALS

3/24/11 vs. Florida, Jimmer Fredette, 29

A PLAYER WITH 5 OR MORE STEALS

12/29/11 at Saint Mary's, Brandon Davies, 5

A PLAYER HAD DOUBLE-DIGIT ASSISTS

12/20/11 vs. Buffalo, Matt Carlino, 11

A PLAYER MADE DOUBLE-DIGIT FREE THROWS

1/21/12 at Pepperdine, Brandon Davies (15-18)

A PLAYER 100% AT FT LINE (MIN. 8 ATTS)

12/22/11 vs. UC Santa Barbara, Charles Abouo (9-9)

A PLAYER 100% FROM FLOOR (MIN. 5 ATTS)

1/7/12 vs. San Francisco, Brock Zylstra (8-8)

A PLAYER 100% ON TREYS (MIN. 3 ATTS)

1/7/12 vs. San Francisco, Brock Zylstra (6-6)

DID NOT MAKE A TREY

11/22/96 vs. CS Fullerton (0-9)

LAST TIME OPPONENT DID NOT MAKE A TREY

2/2/08 at Wyoming (0-15)

BYU HAD SIX OR FEWER TURNOVERS

1/11/11 at Utah, 5

BYU COMMITTED 25-PLUS TURNOVERS

12/15/07 vs. Pepperdine, 86-67 W (29)

BYU COMMITTED 11 OR LESS TEAM FOULS IN A GAME

1/21/12 at Pepperdine, 11

BYU SCORED 90 POINTS

1/14/12 vs. Santa Clara, 95-78 W

BYU SCORED 100 POINTS

3/5/11 vs. Wyoming, 102-78 W

BYU SCORED 110 POINTS

12/22/09 vs. Nevada 110-104 W

BYU SCORED LESS THAN 50 POINTS IN A GAME

1/15/08 at UNLV 41-70 L

HELD OPPONENT TO LESS THAN 50 POINTS IN A GAME

12/10/11 at Utah 61-42 W

BYU SCORED LESS THAN 40 POINTS IN A GAME

2/21/05 at Air Force 39-70 L

HELD OPPONENT TO LESS THAN 40 POINTS IN A GAME

11/23/10 vs. Mississippi Valley State 83-36 W

SHOT 60% FG

3/6/10 at TCU, (.623), 38-61

OPPONENT SHOT 60% FG

12/22/05 at Utah State, (.600), 36-60

SHOT 70% FG IN A HALF

3/6/10 at TCU, (.720), 18-25

DID NOT MISS A 2-POINT ATTEMPT IN A HALF

2/23/04 vs. Air Force, 13-13 inside the arc, (14-17, .824 overall)

SHOT LESS THAN 30% FG

2/21/05 at Air Force, (.280), 14-50

SHOT 100% FT

11/26/11 vs. Wisconsin (11-11)

SHOT 90% FT (AT LEAST 10 ATTEMPTS)

11/30/11 vs. Northern Arizona, (.900), 9-10

SHOT LESS THAN 50% FT

11/20/08 vs. North Florida, (.400), 4-10

SHOT 60% THREE-POINTERS

1/7/12 vs. San Francisco, (.632), 12-19

SHOT 70% THREE-POINTERS

1/26/08 vs. New Mexico, (.813), 13-16

OPPONENT SCORED LESS THAN 20 POINTS IN 1ST HALF

12/10/11 at Utah, 17 (25-17, 61-42 W)

OPPONENT SCORED LESS THAN 20 POINTS IN 2ND HALF

1/13/10 at Air Force, 18 (31-18, 67-49 W)

BYU SCORED LESS THAN 20 POINTS IN THE FIRST HALF

2/21/05 at Air Force, 13 (BYU trailed 13-37)

BYU SCORED LESS THAN 20 POINTS IN THE 2ND HALF

1/15/00 vs. Utah, 19

OPPONENT SCORED 50 OR MORE POINTS IN A HALF

1/14/12 vs. Santa Clara, 50 (second half)

BYU SCORED 50 OR MORE POINTS IN FIRST HALF

1/1/11 at Utah, 53

BYU SCORED 50 OR MORE POINTS IN SECOND HALF

1/14/12 vs. Santa Clara, 50 (second half)

BYU SCORED 60 OR MORE POINTS IN FIRST HALF

11/20/10 vs. Chicago State, 60

BYU SCORED 60 OR MORE POINTS IN SECOND HALF

12/22/09 vs. Nevada, 64

WON BY 50 OR MORE POINTS (LARGEST MARGIN EVER)

12/22/06 vs. W. Oregon (62) 102-40

WON BY 50 OR MORE POINTS

11/23/10 vs. Mississippi Valley State (50) 86-36

WON BY 40 OR MORE POINTS

11/23/10 vs. Mississippi Valley State (50) 86-36

WON BY 30 OR MORE POINTS

12/31/11 vs. San Diego (36) 88-52

WON BY 25 OR MORE POINTS

1/7/12 vs. San Francisco (25) 81-56

LOST BY 35-PLUS POINTS

11/22/04 vs. North Carolina (36) 86-50

LOST BY 30-PLUS POINTS

2/21/05 at Air Force (31) 39-70

LOST BY 25-PLUS POINTS

1/15/08 at UNLV (29) 70-41

PLAYED AN OVERTIME GAME

3/24/11 vs. Florida, 74-83 (OT)

WON IN SINGLE OVERTIME

2/26/08 at New Mexico, 70-69

LOST IN OVERTIME

3/24/11 vs. Florida, 74-83 (OT)

PLAYED A DOUBLE OT GAME

11/26/10 vs. South Florida, 77-75 (2OT)

PLAYED A TRIPLE OT GAME

2/28/98 at UTEP 76-75 W 3OT

WON 15 STRAIGHT GAMES

2009-10 (15)

WON 10 STRAIGHT GAMES

2010-11 (10)

LOST 3 STRAIGHT GAMES

2004-05 (three times)
last time - @ New Mexico, @ Air Force, @ Utah

LOST 4 STRAIGHT GAMES

2004-05 @ New Mexico, @ Air Force, @ Utah, UNLV

LOST 5 STRAIGHT

2004-05 @ UNM, @ AFA, @ Utah, UNLV, vs. UNM (at MWC)

LOST 9 STRAIGHT

1997-98

LOST 10 STRAIGHT GAMES

1996-97 (21) - school record

PLAYED AN NCAA TOURNAMENT GAME

3/24/11 vs. Florida-Regional Semifinals, 74-83 (OT)

WON AN NCAA TOURNAMENT GAME

3/19/11 vs. Gonzaga-NCAA 3rd Round, 89-67

WON TWO NCAA TOURNAMENT GAMES

1980-81 Princeton 60-51, UCLA 78-55, Notre Dame 51-50, then lost to Virginia 60-74

2010-11 Wofford 74-66, Gonzaga 89-67

WON THREE NCAA TOURNAMENT GAMES

1980-81 Princeton 60-51, UCLA 78-55, Notre Dame 51-50, then lost to Virginia 60-74

WON FOUR NCAA TOURNAMENT GAMES

Never

PLAYED IN THE NIT

3/15/06 at Houston 67-77 L

WON AN NIT GAME

3/14/02 vs. UC Irvine 78-55 W

WON TWO NIT GAMES

1999-00 Bowling Green 81-54, So. Illinois 82-57

Then lost to Notre Dame in quarterfinals

WON THREE NIT GAMES

1965-66 NIT CHAMPIONS

1950-51 NIT CHAMPIONS

WON CONFERENCE TOURNAMENT

2000-01

WON CONFERENCE REGULAR SEASON

2010-11

WON CONFERENCE REGULAR SEASON OUTRIGHT

2007-08

DEFEATED A RANKED TEAM

2/26/11 at SDSU (4/6), 80-67

DEFEATED A RANKED TEAM AT HOME

1/26/11 vs. SDSU (4/4), 71-58

DEFEATED A RANKED TEAM ON THE ROAD

2/26/11 at SDSU (6/4), 80-67

WAS RANKED IN THE TOP 25 AP POLL

3/14/11 Ranked 10th

WAS RANKED IN THE TOP 25 COACHES POLL

3/29/11 Ranked 13th

FINISHED SEASON RANKED IN THE TOP 25 POLLS

2010-11 10th (AP), 13th (Coaches)



Official Basketball Box Score -- Game Totals -- Final Statistics
Brigham Young vs Utah State
11/11/11 7:05 pm at Dee Glen Smith Spectrum

Table with columns: Player, FG, 3-P, FT, Rebounds, PF, TP, A, TO, Bk, Stl, Min. Lists stats for players like DAVIES, Brandon, ROGERS, Stephen, etc.

FG % 1st Half: 11-22 50.0% 2nd Half: 11-25 44.0% Game: 22-47 46.8%
3FG % 1st Half: 2-8 25.0% 2nd Half: 1-6 16.7% Game: 3-14 21.4%
FT % 1st Half: 4-6 66.7% 2nd Half: 11-16 68.8% Game: 20-29 68.9%

Utah State 66 • 1-0

Table with columns: Player, FG, 3-P, FT, Rebounds, PF, TP, A, TO, Bk, Stl, Min. Lists stats for players like Grim, Moran, Jardine, Brady, etc.

FG % 1st Half: 10-21 47.6% 2nd Half: 12-27 44.4% Game: 22-48 45.8%
3FG % 1st Half: 2-5 40.0% 2nd Half: 3-10 30.0% Game: 5-15 33.3%
FT % 1st Half: 8-12 66.7% 2nd Half: 12-17 70.6% Game: 20-29 69.0%

Officials: Bobby McKay <R>, Mike Eggers <L>, Sam Haddad <C>
Technical fouls: Brigham Young None, Utah State None.
Attendance: 10270

Score by periods table with columns: 1st, 2nd, 3rd, 4th, Total. Shows scores for Brigham Young and Utah State.

Fast Break Points: 10
Score tied - 10 times.
Lead changed - 9 times.

Official Basketball Box Score -- Game Totals -- Final Statistics
Prairie View A&M vs BYU
11/22/11 7:05 pm at Provo, Utah, Marriott Center

Table with columns: Player, FG, 3-P, FT, Rebounds, PF, TP, A, TO, Bk, Stl, Min. Lists stats for players like DEMUWICK, Jordan, HARTSOCK, Noah, etc.

FG % 1st Half: 10-21 32.3% 2nd Half: 10-28 35.7% Game: 20-49 29.0%
3FG % 1st Half: 1-10 10.0% 2nd Half: 2-10 20.0% Game: 3-20 15.0%
FT % 1st Half: 4-7 57.1% 2nd Half: 4-9 44.4% Game: 8-16 50.0%

BYU 90 • 3-1, 0-0

Table with columns: Player, FG, 3-P, FT, Rebounds, PF, TP, A, TO, Bk, Stl, Min. Lists stats for players like DAVIES, Brandon, ABUO, Charles, etc.

FG % 1st Half: 10-23 43.5% 2nd Half: 19-28 67.9% Game: 29-51 56.9%
3FG % 1st Half: 4-10 40.0% 2nd Half: 10-16 62.5% Game: 12-26 46.2%
FT % 1st Half: 10-17 58.8% 2nd Half: 10-17 58.8% Game: 20-34 58.8%

Officials: Michael Eggers, Jeff Keith, Coban Lyman
Technical fouls: Prairie View A&M-Cell, Oregon None, BYU-Zylstra, Brock
Attendance: 11760

Score by periods table with columns: 1st, 2nd, 3rd, 4th, Total. Shows scores for Prairie View A&M and BYU.

Fast Break Points: 10
Score tied - 2 times.
Lead changed - 8 times.

Official Basketball Box Score -- Game Totals -- Final Statistics
Brigham Young vs Northern Arizona
11/30/11 7:05 pm at Tim's Toyota Center

Table with columns: Player, FG, 3-P, FT, Rebounds, PF, TP, A, TO, Bk, Stl, Min. Lists stats for players like DAVIES, Brandon, HARTSOCK, Noah, etc.

FG % 1st Half: 18-33 54.5% 2nd Half: 18-33 54.5% Game: 36-66 54.5%
3FG % 1st Half: 5-10 50.0% 2nd Half: 5-15 33.3% Game: 10-25 40.0%
FT % 1st Half: 7-8 87.5% 2nd Half: 7-10 70.0% Game: 14-18 77.8%

Northern Arizona 52 • 2-5

Table with columns: Player, FG, 3-P, FT, Rebounds, PF, TP, A, TO, Bk, Stl, Min. Lists stats for players like BEWERNICK, Gaetan, EKANEH, Ephraim, etc.

FG % 1st Half: 8-24 33.3% 2nd Half: 12-29 41.4% Game: 20-53 37.4%
3FG % 1st Half: 3-7 42.9% 2nd Half: 3-10 30.0% Game: 6-17 29.4%
FT % 1st Half: 2-4 50.0% 2nd Half: 5-10 50.0% Game: 7-14 50.0%

Officials: Scott Twardowski, Chris Rastetter, Gregory Nixon
Technical fouls: Brigham Young-None, Northern Arizona-None
Attendance: 3215

Score by periods table with columns: 1st, 2nd, 3rd, 4th, Total. Shows scores for Brigham Young and Northern Arizona.

Fast Break Points: 10
Score tied - 0 times.
Lead changed - 1 time.

Official Basketball Box Score -- Game Totals -- Final Statistics
BYU-Hawaii vs BYU
11/15/11 7:05 pm at Provo, Utah, Marriott Center

Table with columns: Player, FG, 3-P, FT, Rebounds, PF, TP, A, TO, Bk, Stl, Min. Lists stats for players like HURST, Brady, FUNK, Brocketh, etc.

FG % 1st Half: 6-31 19.4% 2nd Half: 15-37 40.5% Game: 21-68 30.9%
3FG % 1st Half: 2-13 15.4% 2nd Half: 6-28 21.4% Game: 8-41 19.5%
FT % 1st Half: 3-6 50.0% 2nd Half: 3-3 0.0% Game: 3-9 33.3%

BYU 73 • 1-1

Table with columns: Player, FG, 3-P, FT, Rebounds, PF, TP, A, TO, Bk, Stl, Min. Lists stats for players like ABUO, Charles, HARTSOCK, Noah, etc.

FG % 1st Half: 15-30 50.0% 2nd Half: 17-25 68.0% Game: 32-55 58.0%
3FG % 1st Half: 3-11 27.3% 2nd Half: 1-2 50.0% Game: 4-13 30.8%
FT % 1st Half: 7-8 87.5% 2nd Half: 10-17 58.8% Game: 17-25 68.0%

Officials: Glen Meyberry, James Giron, Casey McChellan
Technical fouls: BYU-Hawaii None, BYU-None
Attendance: 13435

Score by periods table with columns: 1st, 2nd, 3rd, 4th, Total. Shows scores for BYU and Hawaii.

Fast Break Points: 10
Score tied - 0 times.
Lead changed - 0 times.

Official Basketball Box Score -- Game Totals -- Final Statistics
Nevada Wolf Pack vs BYU Cougars
11-25-11 5:00 pm at Sears Center Hoffman Estates, IL

Table with columns: Player, FG, 3-P, FT, Rebounds, PF, TP, A, TO, Bk, Stl, Min. Lists stats for players like NYEKO, Patrick, HARTSOCK, Noah, etc.

FG % 1st Half: 10-29 34.5% 2nd Half: 11-27 40.7% Game: 21-56 37.6%
3FG % 1st Half: 2-5 40.0% 2nd Half: 3-15 20.0% Game: 5-20 25.0%
FT % 1st Half: 5-6 83.3% 2nd Half: 3-7 42.9% Game: 8-13 61.5%

BYU Cougars 76 • 4-1

Table with columns: Player, FG, 3-P, FT, Rebounds, PF, TP, A, TO, Bk, Stl, Min. Lists stats for players like DAVIES, Brandon, HARTSOCK, Noah, etc.

FG % 1st Half: 14-30 46.7% 2nd Half: 16-18 88.9% Game: 30-48 62.5%
3FG % 1st Half: 2-8 25.0% 2nd Half: 6-10 60.0% Game: 8-18 44.4%
FT % 1st Half: 4-6 66.7% 2nd Half: 2-3 66.7% Game: 6-9 66.7%

Officials: Tim Kelly, Tony Dawkins, Ron Tyburki
Technical fouls: Nevada Wolf Pack-None, BYU Cougars-None
Attendance: 12845

Score by periods table with columns: 1st, 2nd, 3rd, 4th, Total. Shows scores for Nevada Wolf Pack and BYU Cougars.

Fast Break Points: 10
Score tied - 2 times.
Lead changed - 1 time.

Official Basketball Box Score -- Game Totals -- Final Statistics
Oregon vs BYU
12/05/11 3:05 pm at EnergySolutions Arena, Salt Lake City

Table with columns: Player, FG, 3-P, FT, Rebounds, PF, TP, A, TO, Bk, Stl, Min. Lists stats for players like SIM, Garrett, ASHAULU, Ulu, etc.

FG % 1st Half: 10-24 41.7% 2nd Half: 13-22 59.1% Game: 23-46 50.0%
3FG % 1st Half: 5-11 45.5% 2nd Half: 4-13 30.8% Game: 9-24 37.5%
FT % 1st Half: 6-10 60.0% 2nd Half: 6-11 54.5% Game: 12-21 57.1%

BYU 79 • 6-2, 0-0

Table with columns: Player, FG, 3-P, FT, Rebounds, PF, TP, A, TO, Bk, Stl, Min. Lists stats for players like DAVIES, Brandon, ABUO, Charles, etc.

FG % 1st Half: 14-37 37.8% 2nd Half: 14-34 41.2% Game: 28-71 39.4%
3FG % 1st Half: 5-17 29.4% 2nd Half: 5-19 26.3% Game: 10-36 27.8%
FT % 1st Half: 5-9 55.6% 2nd Half: 8-11 72.7% Game: 13-20 65.0%

Officials: Kevin Brill, Gregory Nixon, Jay Orr
Technical fouls: Oregon-None, BYU-None
Attendance: 12845

Score by periods table with columns: 1st, 2nd, 3rd, 4th, Total. Shows scores for Oregon and BYU.

Fast Break Points: 10
Score tied - 0 times.
Lead changed - 1 time.

Official Basketball Box Score -- Game Totals -- Final Statistics
Longwood vs BYU
11/18/11 7:05 pm at Provo, Utah, Marriott Center

Table with columns: Player, FG, 3-P, FT, Rebounds, PF, TP, A, TO, Bk, Stl, Min. Lists stats for players like Bowman, Jeremiah, WASHINGTON, Martiz, etc.

FG % 1st Half: 11-20 55.0% 2nd Half: 12-28 42.9% Game: 23-48 47.9%
3FG % 1st Half: 5-13 38.5% 2nd Half: 4-9 44.4% Game: 9-22 40.9%
FT % 1st Half: 2-3 66.7% 2nd Half: 3-7 42.9% Game: 5-10 50.0%

BYU 92 • 2-1

Table with columns: Player, FG, 3-P, FT, Rebounds, PF, TP, A, TO, Bk, Stl, Min. Lists stats for players like DAVIES, Brandon, ABUO, Charles, etc.

FG % 1st Half: 11-25 44.0% 2nd Half: 21-33 63.6% Game: 32-58 55.2%
3FG % 1st Half: 6-15 40.0% 2nd Half: 4-9 44.4% Game: 10-24 41.7%
FT % 1st Half: 7-13 53.8% 2nd Half: 6-10 60.0% Game: 13-23 56.5%

Officials: Daryl Gelinas, Mark Cook, Jeffrey Kent
Technical fouls: Longwood-None, BYU-None
Attendance: 10275

Score by periods table with columns: 1st, 2nd, 3rd, 4th, Total. Shows scores for Longwood and BYU.

Fast Break Points: 10
Score tied - 1 time.
Lead changed - 4 times.

Official Basketball Box Score -- Game Totals -- Final Statistics
Wisconsin 73 • 0-0

Table with columns: Player, FG, 3-P, FT, Rebounds, PF, TP, A, TO, Bk, Stl, Min. Lists stats for players like BRUST, Ben, FANEY, Dan, etc.

FG % 1st Half: 12-28 42.9% 2nd Half: 15-25 60.0% Game: 27-53 50.9%
3FG % 1st Half: 7-14 50.0% 2nd Half: 6-10 60.0% Game: 13-24 54.2%
FT % 1st Half: 3-3 100.0% 2nd Half: 3-4 75.0% Game: 6-7 85.7%

BYU Cougars 56 • 4-2

Table with columns: Player, FG, 3-P, FT, Rebounds, PF, TP, A, TO, Bk, Stl, Min. Lists stats for players like DAVIES, Brandon, ZYLSTRA, Brock, etc.

FG % 1st Half: 13-26 50.0% 2nd Half: 9-25 36.0% Game: 22-51 43.0%
3FG % 1st Half: 5-10 50.0% 2nd Half: 4-9 44.4% Game: 9-19 47.1%
FT % 1st Half: 5-5 100.0% 2nd Half: 6-6 100.0% Game: 11-11 100.0%

Officials: Bill Covington, Tony Dawkins, Bob Tosta
Technical fouls: Wisconsin-None, BYU Cougars-None
Attendance: 2634

Score by periods table with columns: 1st, 2nd, 3rd, 4th, Total. Shows scores for Wisconsin and BYU Cougars.

Fast Break Points: 10
Score tied - 6 times.
Lead changed - 3 times.

Official Basketball Box Score -- Game Totals -- Final Statistics
Weber State vs BYU
12/07/11 7:05 pm at Provo, Utah, Marriott Center

Table with columns: Player, FG, 3-P, FT, Rebounds, PF, TP, A, TO, Bk, Stl, Min. Lists stats for players like LILLARD, Damian, BAMFORTH, Scott, etc.

FG % 1st Half: 12-37 32.4% 2nd Half: 10-29 34.5% Game: 22-66 33.3%
3FG % 1st Half: 4-11 36.4% 2nd Half: 2-11 18.2% Game: 6-22 27.3%
FT % 1st Half: 7-9 77.8% 2nd Half: 10-10 100.0% Game: 17-19 89.5%

BYU 84 • 7-2, 0-0

Table with columns: Player, FG, 3-P, FT, Rebounds, PF, TP, A, TO, Bk, Stl, Min. Lists stats for players like DAVIES, Brandon, ABUO, Charles, etc.

FG % 1st Half: 18-44 40.9% 2nd Half: 21-33 63.6% Game: 39-77 50.6%
3FG % 1st Half: 4-11 36.4% 2nd Half: 4-9 44.4% Game: 8-20 40.0%
FT % 1st Half: 7-8 87.5% 2nd Half: 1-5 20.0% Game: 8-13 61.5%

Officials: Eric Curry, Jon Sigilano, Scott Brown
Technical fouls: Weber State-BAMFORTH, Scott, BYU-None
Attendance: 11676

Score by periods table with columns: 1st, 2nd, 3rd, 4th, Total. Shows scores for Weber State and BYU.

Fast Break Points: 10
Score tied - 0 times.
Lead changed - 0 times.

Official Basketball Box Score -- Game Totals -- Final Statistics
BYU vs Utah
12/10/11 8:00 pm at Salt Lake City, UT (Huntsman Center)

BYU 61 - 8-2

#	Player	Total		3-Pr		Rebounds		PF	TP	A	T	Bk	Stl	Min
		FG	FGA	FG-FTA	FT-FTA	Off	Def							
00	DAVIES, Brandon	1-4	0-0	1-2	3	6	9	3	1	1	1	1	1	25
04	HARTSOCK, Noah	6-9	1-2	6-6	2	5	7	2	19	1	1	4	0	36
11	ABOU, Charles	4-6	1-2	2-2	4	6	3	11	0	2	1	1	1	25
13	ZYLSTRA, Brock	2-6	2-5	0-0	1	2	1	6	4	0	0	0	0	28
20	WINDER, Anson	0-5	4-0	1-2	1	1	1	1	2	0	0	0	0	12
02	CUSICK, Craig	2-5	2-4	4-5	0	3	3	10	6	2	0	0	0	28
14	MARTINEAU, Nick	0-0	0-0	0-0	1	1	0	0	0	0	0	0	0	1
21	ROGERS, Stephen	2-8	1-5	0-2	0	3	2	5	1	1	1	0	1	19
24	HARRISON, Damarcus	1-5	1-4	0-0	0	0	1	3	0	0	0	0	0	8
33	AUSTIN, Nate	1-1	1-1	0-0	0	5	3	3	1	0	0	0	0	18
Team					1	2	3							
Totals		19-49	9-27	14-19	13	41	19	61	15	10	7	2	0	200

FG % 1st Half: 7-26 26.9% 2nd Half: 12-23 52.2% Game: 19-49 38.8%
3FG % 1st Half: 5-16 31.3% 2nd Half: 4-11 36.4% Game: 9-27 33.3%
FT % 1st Half: 6-9 66.7% 2nd Half: 8-10 80.0% Game: 14-19 73.3%

Utah 42 - 1-8

#	Player	Total		3-Pr		Rebounds		PF	TP	A	T	Bk	Stl	Min
		FG	FGA	FG-FTA	FT-FTA	Off	Def							
10	Farr, Dion	1-8	0-1	1-2	0	7	7	2	3	0	2	1	2	32
43	Martin, Cedric	2-6	2-5	4-4	0	3	3	1	10	0	1	1	1	35
02	Washington, Jason	0-7	0-0	0-0	0	3	6	0	0	2	0	0	0	18
00	Hines, Chris	0-4	0-3	0-0	0	0	0	0	0	0	0	0	0	17
15	Watkins, Josh	6-15	4-4	1-6	4	5	3	14	5	3	1	0	0	27
03	Odum, Anthony	0-2	0-0	0-0	0	2	1	2	0	0	0	0	0	14
05	Stroy, Kareem	2-7	1-4	2-2	1	4	6	3	0	0	0	0	0	27
21	Dawson, Javon	0-1	0-0	0-4	4	1	5	1	3	1	0	0	0	19
25	Wilkinson, Blake	0-2	0-0	0-0	1	2	2	0	0	1	0	1	1	11
Team					4	2	6							
Totals		14-52	3-17	11-18	11	25	19	42	6	10	4	0	2	200

FG % 1st Half: 4-22 18.2% 2nd Half: 10-30 33.3% Game: 14-52 26.9%
3FG % 1st Half: 1-9 11.1% 2nd Half: 1-11 9.1% Game: 2-20 10.0%
FT % 1st Half: 8-10 80.0% 2nd Half: 3-8 37.5% Game: 11-18 61.1%

Officials: Deron White, Bobby McRoy, Glen Mayberry
Technical fouls: BYU-None, Utah-None.
Attendance: 1027

Score by periods	1st	2nd	Total
BYU	25	36	61
Utah	17	25	42

Last FG - BYU 2nd-00:39, BU 2nd-01:12
Largest lead - BYU by 2nd-00:39, BU by 1st-14:17.33.
Score tied - 3 times.
Lead changed - 2 times.

Official Basketball Box Score -- Game Totals -- Final Statistics
BYU vs BYU
12/17/11 12:05 pm at Provo, Utah, Marriott Center

BYU 86 - 9-0, 0-0

#	Player	Total		3-Pr		Rebounds		PF	TP	A	T	Bk	Stl	Min
		FG	FGA	FG-FTA	FT-FTA	Off	Def							
01	Jones III, Perry	11-16	2-2	4-7	3	5	8	3	28	4	1	0	3	33
04	Acy, Quincy	3-7	0-0	2-4	0	4	2	8	0	1	0	1	0	27
05	Heslop, Brady	6-10	6-10	0-0	0	1	18	2	5	0	2	3	0	23
22	Walton, A.J.	2-4	1-3	0-1	0	4	4	3	5	0	1	0	1	27
20	Miller, Quincy	4-9	0-0	0-1	3	4	3	8	1	2	2	0	0	22
00	Franklin, Gary	2-4	2-4	0-0	0	2	1	18	2	4	1	1	0	13
14	Bello, Deuce	0-1	0-1	0-0	0	0	1	0	1	0	1	0	0	6
24	Jefferson, Cory	0-3	0-0	0-0	0	1	0	1	0	0	0	0	0	10
41	Jones, Anthony	1-1	0-1	0-0	1	0	1	0	1	1	1	0	1	10
55	Jackson, Pierre	4-8	2-4	3-3	0	3	3	13	7	5	1	1	3	30
Team					5	1	31							
Totals		32-63	13-25	9-15	10	21	31	86	17	13	4	0	2	200

FG % 1st Half: 13-28 46.4% 2nd Half: 19-35 53.9% Game: 32-63 50.8%
3FG % 1st Half: 6-10 60.0% 2nd Half: 7-15 46.7% Game: 13-25 52.0%
FT % 1st Half: 6-10 60.0% 2nd Half: 3-5 60.0% Game: 9-15 60.0%

BYU 83 - 8-3, 0-0

#	Player	Total		3-Pr		Rebounds		PF	TP	A	T	Bk	Stl	Min
		FG	FGA	FG-FTA	FT-FTA	Off	Def							
00	DAVIES, Brandon	6-15	0-1	6-9	5	8	13	1	18	1	1	1	1	36
11	ABOU, Charles	2-10	1-4	2-2	6	3	9	4	17	2	5	1	0	22
02	CUSICK, Craig	0-2	0-0	0-0	0	0	0	0	0	0	0	0	0	18
13	ZYLSTRA, Brock	1-4	1-2	1-2	0	7	7	1	4	3	3	0	0	38
34	HARTSOCK, Noah	7-14	0-1	1-3	2	5	15	1	1	1	1	2	3	37
20	CARLINO, Matt	7-24	0-0	0-0	2	2	18	2	4	1	1	0	0	24
20	WINDER, Anson	0-0	0-0	0-0	0	0	0	0	0	0	0	0	0	3
24	HARRISON, Damarcus	3-7	1-3	1-4	1	2	3	2	8	1	1	1	1	15
33	AUSTIN, Nate	1-1	0-0	0-0	0	0	1	0	1	1	0	0	0	7
Team					3	3								
Totals		32-68	7-21	12-20	19	25	44	19	83	14	16	6	2	200

FG % 1st Half: 16-35 45.7% 2nd Half: 16-33 48.5% Game: 32-68 47.1%
3FG % 1st Half: 4-14 28.6% 2nd Half: 4-10 40.0% Game: 8-24 33.3%
FT % 1st Half: 6-10 60.0% 2nd Half: 6-10 60.0% Game: 12-20 60.0%

Officials: Rick Crawford, Keith Kimble, Joe DeBuss
Technical fouls: BYU-None, BYU-None.
Attendance: 2700
Marriott Center sold out

Score by periods	1st	2nd	Total
BYU	35	48	83
BYU	41	42	83

Last FG - BU 2nd-00:20, BU 2nd-01:50
Largest lead - BU by 9 2nd-06:17, BU by 13 1st-02:29.
Score tied - 12 times.
Lead changed - 7 times.

Official Basketball Box Score -- Game Totals -- Final Statistics
Buffalo vs BYU
12/20/11 7:05 pm at Provo, Utah, Marriott Center

Buffalo 78 - 6-2, 0-0

#	Player	Total		3-Pr		Rebounds		PF	TP	A	T	Bk	Stl	Min
		FG	FGA	FG-FTA	FT-FTA	Off	Def							
00	OLDHAM, Jared	2-3	1-2	0-0	0	4	3	5	9	3	0	3	3	31
05	FILZEN, Zach	5-7	4-6	0-0	0	0	0	14	1	4	0	3	3	37
24	MCCREY, Javon	6-11	0-0	4-5	0	4	3	16	1	2	1	0	23	
21	WATT, Mitchell	7-12	1-1	3-4	1	7	8	18	2	5	2	1	32	
22	BARNETT, Dave	4-11	2-5	0-0	0	4	4	10	5	0	1	0	34	
01	WATSON, Tony	1-3	0-2	0-0	0	0	0	1	2	1	2	0	0	8
10	RALEY-ROSS, Corey	0-0	0-0	0-0	0	0	0	0	0	0	0	0	0	3
25	FORD, Xavier	0-2	0-0	0-0	1	1	0	0	0	0	0	0	0	1
30	ROBINSON, Titus	1-2	0-0	5-6	0	1	4	7	1	2	0	0	0	16
32	THOMAS-EDWARDS, Ra	1-1	0-0	0-0	1	0	1	0	2	1	0	0	0	7
33	DOWNING, Cameron	1-1	0-0	2-2	0	0	1	4	0	0	0	0	0	8
Team					2	3								
Totals		28-53	8-16	14-17	4	24	28	17	78	20	3	8	2	200

FG % 1st Half: 14-26 53.8% 2nd Half: 14-27 51.9% Game: 28-53 52.8%
3FG % 1st Half: 4-9 44.4% 2nd Half: 4-7 57.1% Game: 8-16 50.0%
FT % 1st Half: 7-8 87.5% 2nd Half: 7-9 77.8% Game: 14-17 82.4%

BYU 93 - 8-3, 0-0

#	Player	Total		3-Pr		Rebounds		PF	TP	A	T	Bk	Stl	Min
		FG	FGA	FG-FTA	FT-FTA	Off	Def							
00	DAVIES, Brandon	1-3	0-0	0-2	3	1	3	2	1	0	2	1	22	
11	ABOU, Charles	3-10	1-3	1-2	2	4	6	8	4	4	0	2	24	
10	CARLINO, Matt	5-9	3-9	1-1	3	4	3	18	2	5	1	2	32	
13	ZYLSTRA, Brock	9-16	4-10	4-4	0	2	2	26	4	2	0	4	38	
34	HARTSOCK, Noah	7-9	0-1	1-2	3	1	3	16	2	0	0	1	16	
02	CUSICK, Craig	0-0	0-0	0-0	0	0	0	0	0	0	0	0	0	3
12	SHARP, Josh	2-3	0-1	0-0	0	0	0	4	1	0	0	0	0	14
14	MARTINEAU, Nick	0-1	0-0	0-0	0	0	0	0	0	0	0	0	0	1
20	WINDER, Anson	7-8	6-7	0-0	0	0	0	20	3	0	1	1	19	
33	AUSTIN, Nate	2-4	0-1	3-4	3	1	4	7	1	1	0	0	0	24
Team					3	1								
Totals		34-64	13-29	12-17	11	22	33	19	93	29	16	2	13	200

FG % 1st Half: 18-35 51.4% 2nd Half: 16

Official Basketball Box Score -- Game Totals -- Final Statistics
Santa Clara vs BYU
01/14/12 6:05 pm at Provo, Utah, Marriott Center

Santa Clara 78 • 8-9, 0-4

#	Player	Total		3-Pr			Rebounds			PF	TP	A	T	Bk	Stl	Min
		FG	FGA	FG-FGA	FT	FTA	FT-FTA	Off	Def							
00	ROQUEMORE, Evan	3-9	1-4	4-5	0	1	1	2	11	3	0	1	0	1	32	
01	FOSTER, Kevin	6-12	4-9	6-8	0	1	1	22	5	2	0	1	0	34		
25	MARTHUR, John	2-6	0-0	0	1	2	3	4	0	2	0	0	0	26		
21	HARRISON, Nivv	7-9	0-0	4-8	1	2	3	18	0	2	0	0	0	20		
42	COWLES, Raymond III	0-11	4-5	0	0	1	1	14	1	2	0	0	0	35		
03	CLARK, Brandon	2-6	0-3	1-2	1	1	1	0	5	3	2	0	1	13		
05	AKENUNKE, Jordan	0-0	0-0	0-0	2	2	4	0	1	0	1	0	1	14		
20	JOHNSON, Denzel	0-0	0-0	0-0	0	0	0	0	0	0	0	0	0	2		
24	CLARKE, Julian	0-1	0-1	0-0	0	0	0	0	0	0	0	0	0	3		
25	GARRETT, Robert	2-3	0-0	2-2	4	1	0	0	1	0	0	1	0	11		
44	ATANG, Yanick	0-1	0-0	0-0	5	5	4	0	1	0	0	1	0	10		
Team					2	3	3									
Totals		27-58	9-25	15-25	6	20	26	78	15	11	2	4	20			

FG % 1st Half: 15-29 51.7% 2nd half: 12-29 41.4% Game: 27-58 46.6% Deatball
 3FG % 1st Half: 6-11 54.5% 2nd half: 3-14 21.4% Game: 9-25 36.0% Rebounds
 FT % 1st Half: 6-10 60.0% 2nd half: 9-15 60.0% Game: 15-25 60.0%

BYU 95 • 15-4, 4-1

#	Player	Total		3-Pr			Rebounds			PF	TP	A	T	Bk	Stl	Min
		FG	FGA	FG-FGA	FT	FTA	FT-FTA	Off	Def							
00	DAVIES, Brandon	9-13	0-0	5-7	0	5	5	4	23	2	2	1	2	29		
01	ABDOU, Charles	6-12	0-0	6-6	0	1	1	13	3	1	0	1	21			
10	CARLINO, Matt	7-12	3-6	4-6	0	3	3	21	8	1	1	1	33			
13	ZYLSTRA, Brock	3-6	1-3	0-0	4	4	2	7	2	1	0	1	29			
34	HARTSOCK, Noah	8-11	1-1	4-6	2	3	5	2	1	3	0	0	33			
02	CUSICK, Craig	1-1	1-1	0-0	0	0	2	3	0	1	0	0	19			
12	SHARP, Josh	0-0	0-0	2-2	1	1	0	2	0	0	0	0	2			
20	WINDER, Anson	0-0	0-0	0-0	1	1	0	0	0	0	0	0	4			
21	ROGERS, Stephen	1-6	0-3	0-0	0	3	3	0	0	0	0	0	12			
24	HARRISON, Damarcus	0-2	0-1	0-0	1	1	0	0	0	0	0	0	2			
33	AUSTIN, Nate	1-1	0-0	1-2	4	2	3	2	3	1	0	0	16			
Team					3	6	9									
Totals		33-58	7-17	22-29	9	31	40	19	95	21	2	7	20			

FG % 1st Half: 15-28 53.6% 2nd half: 18-30 60.0% Game: 33-58 56.9% Deatball
 3FG % 1st Half: 4-8 50.0% 2nd half: 3-13 23.1% Game: 7-21 33.3% Rebounds
 FT % 1st Half: 11-14 78.6% 2nd half: 11-15 73.3% Game: 22-29 75.9%

Officials: Rick Batsell, Randy Burkhardt, Mike Peterson
 Technical fouls: Santa Clara-None, BYU-None.
 Attendance: 16116

Score by periods	1st	2nd	Total
Santa Clara	42	36	78
BYU	45	50	95

Last FG - SCU 2nd-02-12, BY 2nd-02-19
 Largest lead - SCU by 2 1st-16:22, BY by 7 2nd-08:08.

Score tied - 3 times.
 Lead changed - 4 times.

Official Basketball Box Score -- Game Totals -- Final Statistics
BYU vs San Diego
01/16/12 7:05pm at San Diego, CA (Jenny Craig Pavilion)

BYU 82 • 16-4 (5-1 WCC)

#	Player	Total		3-Pr			Rebounds			PF	TP	A	T	Bk	Stl	Min
		FG	FGA	FG-FGA	FT	FTA	FT-FTA	Off	Def							
00	DAVIES, Brandon	3-9	0-0	6-10	0	1	2	12	2	2	1	1	32			
01	ABDOU, Charles	6-13	0-0	6-6	0	1	1	7	2	0	0	34				
34	HARTSOCK, Noah	2-12	1-6	2-2	1	1	2	7	3	3	1	29				
10	CARLINO, Matt	5-7	2-5	2-2	1	6	7	2	4	1	0	25				
13	ZYLSTRA, Brock	4-10	1-4	0-0	1	1	0	0	0	1	0	1				
02	CUSICK, Craig	3-3	2-2	0-0	1	1	0	8	0	0	0	0				
12	SHARP, Josh	0-0	0-0	1-2	0	1	1	0	0	0	0	0				
14	MARTINEAU, Nick	0-0	0-0	0-0	0	0	0	0	0	0	0	0				
20	WINDER, Anson	0-0	0-0	0-0	1	1	0	0	0	0	0	0				
21	ROGERS, Stephen	1-1	0-0	0-0	0	0	0	2	0	0	0	0				
24	HARRISON, Damarcus	0-0	0-0	0-0	1	1	0	0	0	0	0	0				
33	AUSTIN, Nate	2-4	1-1	2-3	5	2	7	1	2	0	0	10				
Team					4	4	4									
Totals		28-62	11-24	21-31	15	31	46	11	82	16	15	4	20			

FG % 1st Half: 14-34 41.2% 2nd half: 14-28 50.0% Game: 28-62 45.2% Deatball
 3FG % 1st Half: 6-12 50.0% 2nd half: 6-12 50.0% Game: 12-24 50.0% Rebounds
 FT % 1st Half: 4-6 66.7% 2nd half: 6-15 40.0% Game: 10-21 47.6%

Officials: Dick Carmel, Mike Reed, Tony Padilla
 Technical fouls: BYU-None, San Diego-None.
 Attendance: 3204

Score by periods	1st	2nd	Total
BYU	27	55	82
San Diego	20	34	54

Last FG - BY 2nd-04-27, USD 2nd-00:58
 Largest lead - BY by 22 2nd-07:52, USD by 7 1st-15:32.

Score tied - 1 time.
 Lead changed - 1 time.

Official Basketball Box Score -- Game Totals -- Final Statistics
Loyola Marymount vs BYU
01/19/12 6:35 pm at Provo, Utah, Marriott Center

Loyola Marymount 82 • 11-8, 4-2

#	Player	Total		3-Pr			Rebounds			PF	TP	A	T	Bk	Stl	Min
		FG	FGA	FG-FGA	FT	FTA	FT-FTA	Off	Def							
03	IRELAND, Anthony	7-9	1-2	12-14	0	2	2	3	27	5	6	0	5	34		
05	HAMILTON, Ashley	3-7	0-0	3-5	2	5	7	3	9	0	1	0	0	23		
12	ARMISTEAD, LaRon	2-11	2-8	6-6	0	6	6	1	12	3	2	1	32			
22	OKONDI, Godwin	0-2	0-0	1-2	1	4	5	4	1	1	0	0	1			
24	VINEY, Drew	7-11	5-5	5-7	2	4	6	3	21	0	2	1	34			
01	ENGLISH, Bruce	1-3	1-3	2-2	0	1	1	2	5	0	1	0	7			
02	HACKWELL, C.J.	1-3	1-2	0-0	0	0	0	0	3	1	0	1	9			
15	OSBORNE, Alex	2-3	0-0	0-0	2	2	4	0	4	0	1	1	16			
20	LAWSON, Quincy	0-1	0-0	0-0	1	1	0	0	0	0	0	0	4			
24	EGBEYEMI, Ayodeji	0-3	0-2	0-0	1	5	6	1	0	3	1	0	17			
Team					3	6	6									
Totals		23-53	7-22	29-36	9	33	42	25	82	13	14	4	10			

FG % 1st Half: 13-31 41.9% 2nd half: 10-22 45.5% Game: 23-53 43.4% Deatball
 3FG % 1st Half: 4-13 30.8% 2nd half: 3-9 33.3% Game: 7-22 31.8% Rebounds
 FT % 1st Half: 4-6 66.7% 2nd half: 25-30 83.3% Game: 29-36 80.6%

Officials: Glen Mayberry, Marc A. Beasley, Daryl Gelinas
 Technical fouls: Loyola Marymount-None, BYU-None.
 Attendance: 12751

Score by periods	1st	2nd	Total
Loyola Marymount	34	48	82
BYU	28	40	68

Last FG - LMU 2nd-04-45, BY 2nd-00-39, BY 4 1st-17:07.
 Largest lead - LMU by 15 2nd-03:31, BY by 4 1st-17:07.

Score tied - 7 times.
 Lead changed - 5 times.

Official Basketball Box Score -- Game Totals -- Final Statistics
Brigham Young vs Pepperdine
01/21/12 5:05 p.m. at Malibu, Calif. (Firestone Fieldhouse)

Brigham Young 77 • 17-5, 6-2 WCC

#	Player	Total		3-Pr			Rebounds			PF	TP	A	T	Bk	Stl	Min
		FG	FGA	FG-FGA	FT	FTA	FT-FTA	Off	Def							
00	DAVIES, Brandon	7-14	0-0	15-18	0	6	6	3	29	4	3	2	0	35		
03	HARTSOCK, Noah	8-14	0-1	4-4	2	3	5	8	4	2	1	1	0	35		
01	ABDOU, Charles	5-8	2-4	3-4	2	7	9	1	15	4	1	0	0	37		
10	CARLINO, Matt	0-4	0-1	0-0	0	1	1	0	0	0	0	0	0	20		
13	ZYLSTRA, Brock	1-6	0-0	0-0	5	5	7	0	1	1	0	0	27			
02	CLARK, Craig	0-0	0-0	4-6	0	2	2	1	4	2	0	0	1	23		
20	WINDER, Anson	0-1	0-1	0-0	0	0	0	0	0	0	0	0	0	4		
33	AUSTIN, Nate	2-2	0-0	1-1	2	3	5	3	4	0	0	0	0	9		
Team					1	4	4									
Totals		23-49	2-11	29-38	7	28	35	11	77	14	9	5	4			

FG % 1st Half: 15-30 50.0% 2nd half: 8-19 42.1% Game: 23-49 46.9% Deatball
 3FG % 1st Half: 2-6 33.3% 2nd half: 6-9 66.7% Game: 8-15 53.3% Rebounds
 FT % 1st Half: 10-14 71.4% 2nd half: 19-24 79.2% Game: 29-38 76.3%

Pepperdine 64 • 7-12, 1-7 WCC

#	Player	Total		3-Pr			Rebounds			PF	TP	A	T	Bk	Stl	Min
		FG	FGA	FG-FGA	FT	FTA	FT-FTA	Off	Def							
41	DARBY, Taylor	11-18	0-0	1-1	3	5	8	4	21	1	1	1	0	35		
44	MOORE, Corbin	6-10	1-2	1-2	1	6	7	3	14	2	0	0	0	31		
01	BAKER, Jordan	3-11	0-2	1-3	0	0	0	3	7	1	0	0	0	35		
10	LOWERY, Joshua	6-24	1-1	5-6	0	6	6	4	10	4	1	0	1	26		
23	WILES, Caleb	1-5	0-2	0-0	0	4	4	2	2	0	0	0	0	22		

2011-12 SEASON STATS
BYU Combined Team Statistics (as of Jan 28, 2012)
All games

RECORD:	OVERALL	HOME	AWAY	NEUTRAL
ALL GAMES	18-6	10-3	5-2	3-1
CONFERENCE	6-3	3-2	3-1	0-0
NON-CONFERENCE	12-3	7-1	2-1	3-1

##	Player	gp-gs	min	avg	Total		3-Point		F-Throw		Rebounds				pf	dq	a	to	blk	stl	pts	avg
					fg-fga	fg%	3fg-fga	3fg%	ft-fa	ft%	off	def	tot	avg								
34	HARTSOCK, Noah	24-24	773	32.2	160-275	.582	9-28	.321	92-110	.836	32	97	129	5.4	51	0	37	38	39	21	421	17.5
00	DAVIES, Brandon	24-24	663	27.6	124-254	.488	0-1	.000	94-129	.729	58	132	190	7.9	78	3	54	62	31	29	342	14.3
10	CARLINO, Matt	14-13	379	27.1	61-147	.415	27-75	.360	24-31	.774	7	42	49	3.5	36	2	62	32	5	16	173	12.4
01	ABOUO, Charles	24-24	644	26.8	88-203	.433	28-76	.368	63-85	.741	47	97	144	6.0	64	2	72	46	5	26	267	11.1
13	ZYLSTRA, Brock	24-24	683	28.5	70-153	.458	41-102	.402	21-33	.636	22	77	99	4.1	45	0	53	38	3	30	202	8.4
21	ROGERS, Stephen	15-2	233	15.5	41-86	.477	16-44	.364	10-15	.667	3	26	29	1.9	19	1	23	13	6	9	108	7.2
33	AUSTIN, Nate	24-0	293	12.2	42-72	.583	6-15	.400	15-34	.441	34	58	92	3.8	57	2	11	14	9	5	105	4.4
20	WINDER, Anson	23-6	362	15.7	30-81	.370	16-54	.296	18-29	.621	3	28	31	1.3	18	0	43	23	3	24	94	4.1
24	HARRISON, Damarcus	21-0	193	9.2	28-83	.337	9-37	.243	7-15	.467	4	16	20	1.0	16	0	12	18	1	9	72	3.4
02	CUSICK, Craig	24-3	365	15.2	23-48	.479	15-33	.455	13-19	.684	1	26	27	1.1	27	0	46	16	0	14	74	3.1
12	SHARP, Josh	19-0	158	8.3	9-19	.474	1-4	.250	10-17	.588	13	20	33	1.7	16	0	10	12	2	3	29	1.5
14	MARTINEAU, Nick	14-0	42	3.0	3-9	.333	2-3	.667	1-2	.500	1	5	6	0.4	1	0	6	3	0	2	9	0.6
05	COLLINSWORTH, Chri	2-0	12	6.0	0-2	.000	0-1	.000	0-0	.000	0	1	1	0.5	3	0	1	3	1	0	0	0.0
Team												42	49	91				3				
Total.....		24	4800		679-1432	.474	170-473	.359	368-519	.709	267	674	941	39.2	431	10	430	321	105	188	1896	79.0
Opponents.....		24	4773		558-1383	.403	162-515	.315	303-448	.676	231	569	800	33.3	453	-	324	364	71	148	1581	65.9

TEAM STATISTICS	BY	OPP	Date	Opponent	Score	Att.
SCORING	1896	1581	11/11/11	at Utah State	L 62-69	10270
Points per game	79.0	65.9	11/15/11	BYU-HAWAII	w 73-52	13435
Scoring margin	+13.1	-	11/18/11	LONGWOOD	w 92-60	10173
FIELD GOALS-ATT	679-1432	558-1383	11/22/11	PRAIRIE VIEW A&M	w 90-51	11760
Field goal pct	.474	.403	11/25/11	vs Nevada	w 76-55	3424
3 POINT FG-ATT	170-473	162-515	11/26/11	vs Wisconsin	L 56-73	2634
3-point FG pct	.359	.315	11/30/11	vs Northern Arizona	w 87-52	3215
3-pt FG made per game	7.1	6.8	12/03/11	vs Oregon	w 79-65	12845
FREE THROWS-ATT	368-448	303-448	12/07/11	WEBER STATE	w 94-66	11676
Free throw pct	.709	.676	12/10/11	at Utah	w 61-42	10327
F-Throws made per game	15.3	12.6	12/17/11	BAYLOR	L 83-86	22700
REBOUNDS	941	800	12/20/11	BUFFALO	w 93-78	9632
Rebounds per game	39.2	33.3	12/22/11	UC SANTA BARBARA	w 89-75	10670
Rebounding margin	+5.9	-	12/27/11	CAL STATE SAN MARCOS	w 79-51	13007
ASSISTS	430	324	* 12/29/11	at Saint Mary's (CA)	L 82-98	3500
Assists per game	17.9	13.5	* 12/31/11	SAN DIEGO	w 88-52	16369
TURNOVERS	321	364	* 01/05/12	at Loyola Marymount	w 73-65	3073
Turnovers per game	13.4	15.2	* 01/07/12	SAN FRANCISCO	w 81-56	14823
Turnover margin	+1.8	-	* 01/14/12	SANTA CLARA	w 95-78	16116
Assist/turnover ratio	1.3	0.9	* 01/16/12	at San Diego	w 82-63	3204
STEALS	188	148	* 01/19/12	LOYOLA MARYMOUNT	L 68-82	12751
Steals per game	7.8	6.2	* 01/21/12	at Pepperdine	w 77-64	3104
BLOCKS	105	71	01/25/12	at Virginia Tech	w 70-68	9231
Blocks per game	4.4	3.0	* 01/28/12	SAINT MARY'S	L 66-80	22700
ATTENDANCE	185812	64827				
Home games-Avg/Game	13-14293	7-6101				
Neutral site-Avg/Game	-	4-5530				

* = Conference game

Score by Periods	1st	2nd	Totals
BYU	878	1018	1896
Opponents	727	854	1581



2011-12 SEASON STATS
BYU Combined Team Statistics (as of Jan 28, 2012)
Conference games

RECORD:	OVERALL	HOME	AWAY	NEUTRAL
ALL GAMES	6-3	3-2	3-1	0-0
CONFERENCE	6-3	3-2	3-1	0-0
NON-CONFERENCE	0-0	0-0	0-0	0-0

##	Player	gp-gs	min	Total		3-Point		F-Throw		Rebounds				pf	dq	a	to	blk	stl	pts	avg			
				fg-fga	fg%	3fg-fga	3fg%	ft-fa	ft%	off	def	tot	avg											
00	DAVIES, Brandon	9-9	275	30.6	59-114	.518	0-0	.000	50-72	.694	23	61	84	9.3	33	1	23	29	15	12	168	18.7		
34	HARTSOCK, Noah	9-9	292	32.4	59-104	.567	2-11	.182	34-41	.829	7	31	38	4.2	22	0	10	24	7	6	154	17.1		
10	CARLINO, Matt	9-9	238	26.4	34-88	.386	14-45	.311	15-20	.750	5	26	31	3.4	24	2	38	17	3	7	97	10.8		
01	ABOUO, Charles	9-9	248	27.6	30-74	.405	6-24	.250	25-32	.781	11	27	38	4.2	26	2	31	9	0	8	91	10.1		
13	ZYLSTRA, Brock	9-9	275	30.6	24-52	.462	14-36	.389	9-16	.563	11	36	47	5.2	19	0	19	14	1	12	71	7.9		
33	AUSTIN, Nate	9-0	116	12.9	16-28	.571	2-6	.333	7-17	.412	19	23	42	4.7	20	1	6	3	2	2	41	4.6		
02	CUSICK, Craig	9-0	152	16.9	12-21	.571	10-14	.714	4-6	.667	0	10	10	1.1	9	0	14	7	0	7	38	4.2		
20	WINDER, Anson	9-0	102	11.3	8-24	.333	4-15	.267	5-6	.833	1	9	10	1.1	9	0	8	6	0	12	25	2.8		
21	ROGERS, Stephen	5-0	35	7.0	3-12	.250	1-6	.167	2-2	1.000	1	6	7	1.4	5	0	5	2	1	1	9	1.8		
24	HARRISON, Damarcus	7-0	29	4.1	4-14	.286	1-4	.250	0-0	.000	0	5	5	0.7	3	0	1	5	0	0	9	1.3		
14	MARTINEAU, Nick	3-0	10	3.3	1-2	.500	1-1	1.000	0-0	.000	0	0	0	0.0	0	0	0	0	0	0	3	1.0		
12	SHARP, Josh	7-0	28	4.0	0-1	.000	0-0	.000	6-8	.750	3	3	6	0.9	2	0	1	2	2	1	6	0.9		
Team											20	16	36											
Total.....		9	1800	250-534		.468	55-162	.340	157-220	.714	101	253	354	39.3	172	6	156	120	31	68	712	79.1		
Opponents.....		9	1773	211-516		.409	61-208	.293	155-216	.718	86	218	304	33.8	182	-	125	126	26	64	638	70.9		

TEAM STATISTICS	BY	OPP	Date	Opponent	Score	Att.
SCORING	712	638	* 12/29/11	at Saint Mary's (CA)	L 82-98	3500
Points per game	79.1	70.9	* 12/31/11	SAN DIEGO	w 88-52	16369
Scoring margin	+8.2	-	* 01/05/12	at Loyola Marymount	w 73-65	3073
FIELD GOALS-ATT	250-534	211-516	* 01/07/12	SAN FRANCISCO	w 81-56	14823
Field goal pct	.468	.409	* 01/14/12	SANTA CLARA	w 95-78	16116
3 POINT FG-ATT	55-162	61-208	* 01/16/12	at San Diego	w 82-63	3204
3-point FG pct	.340	.293	* 01/19/12	LOYOLA MARYMOUNT	L 68-82	12751
3-pt FG made per game	6.1	6.8	* 01/21/12	at Pepperdine	w 77-64	3104
FREE THROWS-ATT	157-220	155-216	* 01/28/12	SAINT MARY'S	L 66-80	22700
Free throw pct	.714	.718	* = Conference game			
F-Throws made per game	17.4	17.2				
REBOUNDS	354	304				
Rebounds per game	39.3	33.8				
Rebounding margin	+5.6	-				
ASSISTS	156	125				
Assists per game	17.3	13.9				
TURNOVERS	120	126				
Turnovers per game	13.3	14.0				
Turnover margin	+0.7	-				
Assist/turnover ratio	1.3	1.0				
STEALS	68	64				
Steals per game	7.6	7.1				
BLOCKS	31	26				
Blocks per game	3.4	2.9				
ATTENDANCE	82759	12881				
Home games-Avg/Game	5-16552	4-3220				
Neutral site-Avg/Game	-	0-0				

Score by Periods	1st	2nd	Totals
BYU	333	379	712
Opponents	305	333	638

