

# **BASKETBALL**

Kyle Chilton, BYU Athletic Communications | O: (801) 422-4909 | C: (801) 372-2080 | kyle\_chilton@byu.edu | facebook.com/byubasketball, @byubasketball

## BYU 2012-13 SCHEDULE

O24	Wed	Cougar Tipoff (Ex)		84-70
O26	Fri	SE Okla. State (Ex)	BYUtv	W, 103-57
N3	Sat	Findlay (Ex)	BYUtv	W, 90-61
N9	Fri	Tennessee State#	BYUtv	W, 81-66
N13	Tue	Georgia State#	BYUtv	W, 80-62
N16	Fri	vs. Florida State#	truTV	L, 70-88
N17	Sat	vs. Notre Dame#	truTV	7 p.m.
N21	Wed	UT-San Antonio	BYUtv	7 p.m.
N24	Sat	Cal State Northridge	BYUtv	7 p.m.
N28	Wed	vs. Montana^	BYUtv	7 p.m.
D1	Sat	at Iowa State	Cyclones.tv	1 p.m.
D5	Wed	Utah State	BYUtv	7 p.m.
D8	Sat	Utah	BYUtv	7 p.m.
D15	Sat	at Weber State	TBA	7 p.m.
D18	Tue	Eastern New Mexico	BYUtv	7 p.m.
D21	Fri	at Baylor	ESPN2	8 p.m.
D27	Thu	Northern Arizona	BYUtv	7 p.m.
D29	Sat	vs. Virginia Tech^	ESPNU	12 p.m.
J3	Thu	Loyola Marymount*	BYUtv	7 p.m.
J5	Sat	at San Francisco*	TBA	7 p.m.
J10	Thu	Pepperdine*	BYUtv	7 p.m.
J12	Sat	at Santa Clara*	TWC	1:30 p.m.
J16	Wed	Saint Mary's*	ESPNU	9 p.m.
J19	Sat	San Diego*	BYUtv	7 p.m.
J24	Thu	at Gonzaga*	ESPN2	8 p.m.
J26	Sat	at Portland*	ESPNU	7:30 p.m.
J31	Thu	at Pepperdine*	TWC	7 p.m.
F2	Sat	Santa Clara*	BYUtv	7 p.m.
F7	Thu	at San Diego*	TBA	7 p.m.
F9	Sat	San Francisco*	BYUtv	7 p.m.
F16	Sat	Portland*	BYUtv	7 p.m.
F21	Thu	at Saint Mary's*	ESPN2	8 p.m.
F28	Thu	Gonzaga*	ESPN2	9 p.m.
M2	Sat	at Loyola Marymount*	ESPNU	8 p.m.
M6-11	WCC Championships	ESPNU/ESPN2/ESPN		

All times local to site

# Acura Coaches vs. Cancer Classic

^ at EnergySolutions Arena

\* West Coast Conference game



## NOTRE DAME (2-1, 0-0 BIG EAST) FIGHTING IRISH #20/21


Head Coach . . . . . Mike Brey  
Alma Mater . . . . . George Washington, 1982  
Career Record . . . . . 361-185 (18th)  
Record at Notre Dame . . . . . 262-133 (13th)

## GAME INFORMATION

TV . . . . . truTV  
TV Talent . . . . . Brian Anderson (play-by-play)  
. . . . . Greg Anthony and Steve Smith (analysts)  
. . . . . Craig Sager (reporter)  
Live Video . . . . . none  
Radio . . . . . KSL 102.7 FM / 1160 AM  
. . . . . BYU Radio - Sirius XM 143  
Radio Talent . . . . . Mark Durrant (play-by-play)  
. . . . . Russell Larson (analyst)  
Live Audio . . . . . KSL.com  
Live Stats . . . . . BYUcougars.com

## SERIES INFORMATION

Series Record . . . . . Notre Dame leads 4-3  
Last Meeting . . . . . UND won 64-52, 3/22/00  
H/A/N . . . . . 2-0/0-3/1-1



## BYU (2-1, 0-0 WCC) COUGARS

Head Coach . . . . . Dave Rose  
Alma Mater . . . . . Houston, 1983  
Career Record . . . . . 187-55 (8th)  
Record at BYU . . . . . Same

## BYU STORYLINES

- Tyler Haws has opened the 2012-13 season on a tear, averaging 22.3 points, 6.7 rebounds, 3.7 assists and 1.7 steals. He has scored 22 or more in all three games. Against Florida State he set season highs of 23 points, nine rebounds, five assists, three steals and one block.
- The last time BYU and Notre Dame met was in the 2000 NIT. The Cougars won their first two games of the tournament at home against Southern Illinois and Bowling Green before heading to South Bend, Ind. Behind Troy Murphy's 19 points and nine boards the Irish won 64-52.
- Under Dave Rose the Cougars have lost consecutive regular season games only twice. The first time came in 2006-07 and the second was in 2008-09.

## BYU'S PROJECTED STARTING LINEUP



### #10 | Matt Carlino

Guard  
6-2 | 175 | So.  
Scottsdale, Ariz.  
Bloomington South HS

GP/GS	MPG	Pts	Reb	Ast	Stl	FG%	3PT%	FT%
3/3	26.0	6.7	4.0	6.3	1.7	.348	.111	.600

**Last Game:** Had 3 rebounds and 2 assists vs. Florida State

**Notes:** In the first two games of the season posted 17 assists with 10 in the first game and 7 in the second



### #13 | Brock Zylstra

Guard  
6-6 | 210 | Sr.  
La Verne, Calif.  
Bonita HS

GP/GS	MPG	Pts	Reb	Ast	Stl	FG%	3PT%	FT%
3/3	23.0	9.7	3.0	2.0	1.7	.417	.429	1.000

**Last Game:** Against Florida State totaled 10 points, 3 rebounds, 4 assists and 4 steals

**Notes:** Has hit 2 threes in all three games this season to give him 16 career games with multiple makes from downtown ... leads the team with 6 made 3-pointers



### #3 | Tyler Haws

Guard  
6-5 | 200 | So.  
Alpine, Utah  
Lone Peak HS

GP/GS	MPG	Pts	Reb	Ast	Stl	FG%	3PT%	FT%
3/3	32.3	22.3	6.7	3.7	1.7	.532	.417	.923

**Last Game:** Posted 23 points, 9 rebounds, 5 assists, 1 block and 3 steals vs. Florida State, all season highs

**Notes:** Has scored 22-plus points in each of BYU's first three games and has led the team in scoring twice ... has made 60 of his last 61 free throw attempts



### #12 | Josh Sharp

Forward  
6-7 | 185 | So.  
Highland, Utah  
Lone Peak HS

GP/GS	MPG	Pts	Reb	Ast	Blk	FG%	3PT%	FT%
3/3	20.0	3.7	3.0	0.3	1.0	.556	.000	.500

**Last Game:** Had 1 block vs. Florida State

**Notes:** Has totaled four offensive rebounds including three vs. Georgia State



### #0 | Brandon Davies

Forward  
6-9 | 235 | Sr.  
Provo, Utah  
Provo HS

GP/GS	MPG	Pts	Reb	Ast	Stl	FG%	3PT%	FT%
2/2	30.0	22.0	8.0	3.0	2.0	.739	.000	.714

**Last Game:** Despite being limited to 21 minutes vs. Florida State because of foul trouble, posted 19 points, 5 rebounds and 2 blocks

**Notes:** Named preseason All-WCC and to the Wooden Award Preseason Top 50 ... has shot .500 or better in 7 of 8 games dating back to last season

## OFF THE BENCH

No.	Name	Pos.	Ht.	Wt.	Yr.	Pts.	Reb.	Hometown (Previous School)	Notes
1	Raul Delgado	G	6-2	195	Jr.	0.0	1.3	Chihuahua, Mexico (Western Neb. CC)	Had 1 assist vs. Florida State
2	Craig Cusick	G	6-2	185	Sr.	6.3	2.3	Orem, Utah (Utah)	Scored 10 points and added 3 assists and 1 steal vs. Florida State
5	Agustin Ambrosino	F	6-8	225	Jr.	1.0	0.3	Cordoba, Argentina (Salt Lake CC)	Had one rebound, one steal and one block vs. Florida State
20	Anson Winder	G	6-3	195	So.	0.0	0.0	Las Vegas, Nev. (Bishop Gorman HS)	Saw first action of the season vs. Florida State
23	Cory Calvert	G	6-3	185	Fr.	2.3	0.3	Parker, Colo. (Chaparral HS)	Set career highs with 4 points and 2 assists vs. Florida State
30	Cooper Ainge	G	6-0	175	Fr.	—	—	Wellesley, Mass. (Wellesley HS)	Is redshirting in 2012-13
33	Nate Austin	F	6-11	230	So.	4.0	6.3	Alpine, Utah (Lone Peak HS)	Posted a season high 8 boards and added 4 points vs. Florida State
42	Ian Harward	C	6-11	215	Fr.	0.0	0.7	Orem, Utah (Orem HS)	Had 1 rebound vs. Florida State

**BYU VS. NOTRE DAME**

Overall Series Record: Notre Dame leads 4-3  
 BYU Record in Provo: 2-0  
 BYU Record in Notre Dame: 0-3  
 BYU Record at Neutral Sites: 1-1  
 BYU Record Under Dave Rose: 0-0

**Series history vs. Notre Dame**

12-28-56	vs. Notre Dame*	66-91	L
3-19-81	vs. No. 7 Notre Dame#	51-50	W
2-18-84	Notre Dame	68-64	W
1-13-86	No. 16 Notre Dame (OT)	80-76	W
12-6-86	at Notre Dame	46-62	L
2-23-95	at Notre Dame	58-67	L
3-22-00	at Notre Dame+	52-64	L

\*Holiday Festival Tournament

#NCAA (Providence/Atlanta)

+NIT

**Notre Dame's projected starting lineup**

No.	Name	Ht.	Pos.	Ppg	Rpg
45	Jack Cooley	6-9	F	16.3	11.3
24	Pat Connaughton	6-5	G/F	9.7	3.7
14	Scott Martin	6-8	G	9.0	9.7
22	Jerian Grant	6-5	G	8.7	2.0
0	Eric Atkins	6-2	G	8.0	3.3

**Notre Dame's last game**

L, 79-70 (OT) vs. Saint Joseph's, 11/16/12

BYU	CATEGORY	UND
2-1, 0-0	W-L	2-1, 0-0
6-4	Last 10	5-5
3-2	Last 5	2-3
77.0	PPG	70.7
72.0	Opp PPG	61.7
+5.0	Margin	+9.0
.453	FG%	.442
.410	FG% Def	.387
.322	3FG%	.303
6.3	3FG/Game	6.7
.317	Opp 3FG%	.265
.714	FT%	.615
40.3	RPG	41.3
38.0	Opp RPG	32.7
+2.3	Margin	+8.7
19.7	Assist/Game	18.0
15.0	TO/Game	13.7
17.0	Opp TO/Game	12.0
+2.0	Margin	-1.7
8.7	Steals/Game	4.7
6.3	Blocks/Game	5.3

**BY THE NUMBERS****2**

Dave Rose and the Cougars have the second-longest current streak of consecutive 25-win campaigns at six (2006-07 to 2011-12). Only Bill Self and Kansas, owners of seven-consecutive 25-win seasons (2005-06 to 2011-12), have a longer current streak.

**3**

Brandon Davies picked up where he left off last season, taking three charges vs. Tennessee State. He has now taken 34 charges since the beginning of last season.

**6**

The Cougars have won 25-plus games and advanced to the NCAA Tournament for six-straight seasons (2006-07 to 2011-12). Both streaks are program records.

**10**

Matt Carlino opened the 2012-13 season with 10 assists vs. Tennessee State, one off his career high of 11 set last season vs. Buffalo. With seven assists vs. Georgia State, he had 17 in the first two games of the season — the most assists in a two-game stretch in his career.

**13**

Brandon Davies has 13 career double-doubles, including nine last season.

**20**

BYU posted 20-plus assists in consecutive games to start the season with 20 vs. Tennessee State and 21 vs. Georgia State. The last time the Cougars posted back-to-back 20 assist games was Jan. 7 and Jan. 14, 2012, against San Francisco and Santa Clara. Last season BYU averaged 17.1 assists per game, the sixth best average in NCAA Division I basketball. This season the Cougars are averaging 19.7 per game.

**22.3**

Tyler Haws has opened the 2012-13 season with back-to-back-to-back 20-point games. He is averaging 22.3 points per game while shooting .532 from the field, .417 from three and .923 from the free throw line.

**50**

Tyler Haws ended his freshman year by making his final 48 free throw attempts, a BYU record for charity-stripe shots without a miss. He extended the streak to 50 with two makes in the first half against Tennessee State. The streak ended with a miss in the second half but he made his last six to finish 8 of 9. Haws has made 60 of his last 61 free throws.

**187**

Dave Rose (2005 to present) is second all-time in BYU basketball history with 187 career victories, behind only the great Stan Watts, who coached the Cougars to 371 wins from 1949 to 1972 and was inducted into the Naismith Memorial Basketball Hall of Fame in 1986.

**1,106**

Last season Brandon Davies became the 44th Cougar to score 1,000 career points and by the end of the season had climbed to 42nd all-time. With 19 points vs. Florida State he passed Bruce Burton (1,089 points), Mark Handy (1,098) and Terrell Lyday (1,105) for 37th all-time and is two points from tying Gary Earnest for 36th.

**REGULAR SEASON TOURNAMENT SUCCESS**

BYU's 88-70 loss to Florida State in the Acura Coaches vs. Cancer Classic was only the program's third loss in a regular season tournament under Dave Rose. The Cougars are now 22-3 under Dave Rose in regular season tournaments. Under Rose, the Cougars have won four regular season tournament titles and taken second twice. BYU plays Notre Dame at the Barclays Center in Brooklyn, N.Y., on Nov. 17 in the consolation game.

Season	Tournament	Record	Place
2006-07	BYU Holiday Classic	3-0	1st
2007-08	Las Vegas Invitational	3-1	2nd
2008-09	Basketball Travelers Invitational	3-0	1st
2009-10	Las Vegas Classic	4-0	1st
2010-11	South Padre Island Invitational	4-0	1st
2011-12	Chicago Invitational Challenge	3-1	2nd
2012-13	Acura Coaches vs. Cancer Classic	2-1	TBD

**LAST TIME OUT – BYU FALLS TO FLORIDA STATE IN BROOKLYN**

BROOKLYN, New York — Despite Tyler Haws and Brandon Davies combining for 42 points, BYU men's basketball fell 88-70 to Florida State in the Acura Coaches vs. Cancer Classic Friday at the Barclays Center.

Haws led BYU (2-1) with a season-high 23 points — including the team's first 11 points to start the game — and added team highs of nine rebounds and five assists. Brandon Davies also scored 19 points while Brock Zylstra and Craig Cusick each added 10.

FSU (2-1) was led by Okara White who scored 17 points while Michael Snaer (16), Ian Miller (15) and Devon Bookert (15) also scored in double figures. The hot-shooting Seminoles shot 58.0 percent from the field and 55.0 percent from the free throw line.

FSU scored the game's first six points before Haws hit a 15-foot jump shot at the 16:37 mark to put the Cougars on the board. Haws scored the next nine points for the Cougars, highlighted by a 3-point shot and a break-away layup. With Haws as BYU's lone scorer early on, the Cougars trailed 23-11.

Zylstra scored his first points of the game on a 3-pointer from the top of the arc with 10:15 left in the first half and then Nate Austin followed with a 3-point play of his own after being fouled under the basket. Cusick added to the BYU run with a 3-point shot while Zylstra sank two free throws to cut the FSU lead to five at 27-22.

Davies scored his first points of the game at with 7:45 to go before halftime after grabbing an offensive rebound and finishing at the basket. He then scored the next four points for the Cougars to cut the Seminole lead to three (31-28), its smallest lead since the 15:26 mark. Haws tallied the next four points to put BYU within two (34-32).

At the 4:09 mark, Zylstra hit a jumper to bring the game to a 34-34 tie. FSU quickly responded and with a 10-1 run to end the half and went into the locker room up 44-35.

Davies started the second half with a commanding dunk and then ran the floor to finish on an easy layup and give BYU four quick points. However, FSU kept the pressure on BYU and hit two 3-pointers to grab a 15-point lead with 15 minutes remaining in the half.

Less than six minutes into the second half Davies was whistled for his fourth foul and went to the bench. FSU took advantage and went on a 13-0 run to extend its lead to 20 at 63-43. Zylstra ended the run at the 13:47 mark with a 3-pointer, but the Seminoles answered that shot with an 8-2 run to take their biggest lead of the game, 75-48.

The Cougars continued to fight and put together a 12-0 run to cut the FSU lead to 14 at 80-66. Davies scored six points during the run and Cory Calvert hit his second shot of the night for a new career high in points with four.

FSU ended the BYU run at 4:35 and held onto its double-digit lead to hand BYU its first loss of the season with a score of 88-70.

## QUICK FACTS

### University Information

Location: Provo, Utah 84602  
 Elevation: 4,553 feet  
 Enrollment: 32,955 (Daytime)  
 Founded: October 15, 1875  
 Owned: The Church of Jesus Christ of Latter-day Saints  
 Nickname: Cougars  
 Mascot: Cosmo  
 Colors: Blue and White  
 Arena (capacity): Marriott Center (21,000)  
 Conference: West Coast Conference  
 President: Cecil O. Samuelson (Utah, 1966)  
 Athletic Director: Tom Holmoe (BYU, 1983)  
 Athletic Website: BYUcougars.com  
 Tickets: (801) 422-BYU1 or (800) 322-BYU1

### 2012-13 Preview

Lettermen Returning/Lost: 8/6  
 Newcomers: 4  
 Returning Redshirt Freshmen: 1  
 Starters Returning/Lost: 4/2\*  
 Returning Points: 56.9% (1,552 of 2,727 points)  
 Returning Rebounds: 66.1% (890 of 1,347 rebounds)  
 Returning Assists: 69.1% (414 of 599 assists)  
 Returning Blocks: 53.2% (82 of 154 blocks)  
 Returning Minutes: 63.4% (4,439 of 7,000 minutes)  
 \*Includes Tyler Haws, who started as a freshman

### 2011-12 Review

Overall Record: 26-9  
 Conference Record/Finish: 12-4 (3rd)  
 2012 Postseason: (1-1) Lost, NCAA Second Round  
 (Louisville) vs. Marquette, 68-88  
 2012 Final National Ranking: NR/NR

### BYU Coaching Staff

Head Coach: Dave Rose  
 Alma Mater (year): Houston (1983)  
 Record at School (years): 187-55 (8th year)  
 Career Division I Record (years): same  
 Basketball Office Fax: (801) 422-5965  
 Assistant Coaches (Alma Mater, year)  
   Terry Nashif (BYU, 2005)  
   Tim LaComb (Utah, 2006)  
   Mark Pope (Kentucky, 1996)  
 Dir. of Basketball Operations: Mike Hall (BYU, 2005)  
 Coord. of Player Development: Garrett Faucette (BYU, 2008)

### BYU History

First Year of Basketball: 1903  
 Overall All-Time Record: 1668-1015 (.622)  
 Winning Seasons: 85 (last 2012)  
 Regular Season Conf. Championships: 29 (last 2011)  
 Postseason Appearances (record): 37 (26-37)  
 Total NCAA Appearances (record): 27 (15-29)  
 Last NCAA Appearance: 2012  
   First Round: W vs. No. 14 seed Iona, 78-72  
   Second Round: L vs. No. 3 seed Marquette, 68-88  
 Total NIT Appearances (Record): 10 (12-8)  
 Last NIT Appearance: 2006  
 Result: (0-1) lost at Houston, 77-67

## 2012-13 STORYLINES AND NOTES

### Welcome back Tyler Haws

Tyler Haws scored 22 points vs. Tennessee State, his first game since serving a two-year mission for The Church of Jesus Christ of Latter-day Saints in the Philippines. He followed that with another 22-point game against Georgia State and 23 points vs. Florida State. The three games mark his 22nd, 23rd and 24th career games scoring in double figures and fifth, sixth and seventh 20-point games. As a freshman in 2009-10 he averaged 11.3 points and 4.2 rebounds while shooting .498 from the field, .368 from three and .917 from the free throw line.

### Davies does it all

Brandon Davies stuffed the stat sheet in the opener against Tennessee State, tallying 16 points, 7 rebounds, 3 assists, 4 blocks and 2 steals while drawing 3 charges. He did it again vs. Georgia State with 28 points, 9 rebounds, 3 assists, 3 blocks and 2 steals. Through three games he is averaging 21.0 points, 7.0 rebounds, 2.3 steals, 3.0 blocks and 1.3 steals. Last season he became the second Cougar in history to average at least one of everything (points, rebounds, assists, steals and blocks). Russell Larson is the only other BYU player to produce a 'one of everything' season and did so twice, in 1993-94 and 1994-95 (blocks and steals were not tracked until the 1977-78 season).

### Taking charge

Brandon Davies drew three charges in the season opener vs. Tennessee State. Last season Brandon Davies made the opposition pay when they drove to the basket, taking 31 charges. Nate Austin took his fair share of charges as well with a total of 29 last season. He and Brock Zylstra both took a charge in the season opener.

### Block party

Brandon Davies (4), Josh Sharp (2) and Nate Austin (2) combined to block eight shots vs. Tennessee State in the opener. The eight blocks is the sixth-highest total in a game by a BYU team. Against Georgia State the Cougars had six blocks and had five more against Florida State. Last season the single-game high was nine vs. Weber State. The program record is 15 vs. Eastern Kentucky in 1990 when Shawn Bradley had 14.

### Hot start

The Cougars jumped out to a huge lead against Georgia State in large part due to BYU's hot shooting. The starters hit 13 of 17 from the field and 5 of 5 from three to establish a 31-2 lead with 1:31 to go in the first half.

### Dave Rose

BYU head coach Dave Rose has led BYU to its most successful seven-year run since taking over in 2005. His career record of 187-55 ranks him second in BYU history in total victories and first in winning percentage (.773). Rose has been named conference coach of the year three times, district coach of the year twice and has guided the Cougars to four conference titles, six NCAA Tournament appearances and six 25-win seasons. In 2010 he led BYU to its first NCAA Tournament win in 17 years and the Cougars have also won at least one tournament game in the two seasons since, including a trip to the Sweet 16 in 2011 and the largest comeback in NCAA Tournament history (25-point deficit) in last season's 78-72 win over Iona in the First Four in Dayton, Ohio.

### Rose among the nation's best

Dave Rose is third in career winning percentage among active NCAA Division I head coaches (as of 11/13/12)

Coach	Yrs.	W	L	Pct.	Coach	Yrs.	W	L	Pct.
1. Roy Williams, UNC	25	677	169	.800	6. John Calipari, Kentucky	21	506	153	.768
2. Mark Few, Gonzaga	14	343	90	.792	7. Bo Ryan, Wisconsin	29	652	204	.762
3. <b>Dave Rose, BYU</b>	<b>8</b>	<b>187</b>	<b>54</b>	<b>.776</b>	8. Mike Krzyzewski, Duke	38	929	291	.761
4. Brad Stevens, Butler	6	140	41	.773	9. Jamie Dixon, Pittsburgh	10	240	77	.757
5. Thad Matta, Ohio State	13	324	96	.771	10. Bill Self, Kansas	20	477	159	.750

### Rose vs. the state

BYU basketball coach Dave Rose has compiled a record of 24-6 vs. instate opponents since taking over in 2005-06. He has the best winning percentage (.800) of any coach vs. instate teams during that time and the second-most wins (Utah State's Stew Morrill is 25-8 vs. instate teams since 2005-06 for a .758 winning percentage). BYU hosts Utah State and Utah on Dec. 5 and 8, respectively, and plays at Weber State on Dec. 15.

Rose vs.	W	L	Rose vs.	W	L
Utah	11	3	Weber State	7	0
Utah State	3	3	Southern Utah	3	0

### Rose in season and home openers

With the 81-66 win over Tennessee State to start the season, BYU basketball is 5-3 in season openers and 7-1 in home openers under Dave Rose. After dropping his first two season openers in 2005 and 2006, Rose led BYU to four-straight season-opening wins before falling 69-62 at Utah State to open last season. Rose lost his first home opener (also the season opener in 2005) but has since won the last seven home openers.

### Roster notes

BYU coach Dave Rose announced on Nov. 7 that freshman Cooper Ainge will redshirt this season. Ainge is the son of BYU-great Danny Ainge and prepped at Wellesley High School in Wellesley, Mass. Earlier this fall it was announced that injuries ended the careers of two former Cougars, Chris Collinsworth and Stephen Rogers. Collinsworth had battled knee injuries for two years but was preparing to return to the court before it was discovered he needed microfracture surgery on his left ankle. Rogers tore the meniscus in his right knee last season and had surgery in December 2011 and April 2012. The knee did not respond to treatment and continued to swell and give Rogers pain, preventing him from returning to full activity with the team.

## HONORS CANDIDATES

**Brandon Davies • All-America Candidate**

- Had 19 points, 5 rebounds and 2 blocks vs. Florida State
- Posted 28 points, 9 boards, 3 assists, 3 blocks and 2 steals vs. Georgia State
- Opened 2012-13 with 16 points, 7 boards, 3 assists, 4 blocks, 2 steals vs. Tennessee State
- Earned a spot on the Wooden Award Preseason Top 50 and the Lute Olson Award Preseason All-America team
- Named preseason All-WCC by the league's coaches
- Named to the 2012 All-West Coast Conference Team and NABC All-District 9 Second Team
- Two-time WCC Player of the Week (Jan. 2 and Feb. 6) in 2011-12
- Started every game, scored in double figures 29 times, led team in scoring 11 times, rebounding 16 times, posted nine double-doubles
- Averaged 15.2 points, 7.7 rebounds, 2.1 assists, 1.5 steals and 1.3 blocks and shot .516 from the field and .662 from the free throw line

**Matt Carlino • All-WCC Candidate**

- Totaled 11 points, 7 assists, 4 rebounds and 4 steals vs. Georgia State
- Posted 9 points, 10 assists and 5 rebounds in season opener vs. Tennessee State
- Named All-WCC Honorable Mention and to the WCC All-Freshman Team in 2012
- Averaged 12.2 points, 4.6 assists, 3.0 rebounds and 1.4 steals and started in 24 of 25 games played in 2011-12
- Posted season highs of 30 points, 7 rebounds, 11 assists and 4 steals
- In league games was 14th in scoring, 4th in assists, T-9th in steals, T-12th in 3-point FGs and 3rd in assist/turnover ratio
- Scored in double figures in 15 games and led the team in scoring 4 times and assists 16 times
- Posted BYU's only 30-point game of the season with 30 points on 13 of 19 shooting, including the game-winner, at San Francisco

**Tyler Haws • All-WCC Candidate**

- Posted season highs of 23 points, nine rebounds, five assists (tied a season high), 3 steals and 1 block vs Florida State
- Had 22 points, 7 rebounds, 5 assists and 2 steals vs. Georgia State
- Totaled 22 points and 4 boards and hit 8 of 9 free throws in season opener vs. Tennessee State
- Named to All-MWC Third Team, Academic All-MWC and the HoopTV Las Vegas Classic All-Tournament Team in 2009-10
- Named Male Rookie of the Year at the Y Awards and was named team's Most Inspirational Player at the team banquet
- Averaged 11.3 points and 4.2 rebounds and shot .498 from the field, .368 from three and .917 from the free throw line — a school record and the fourth-best percentage in NCAA history for a freshman
- Posted season highs of 24 points, 11 rebounds, 6 assists, 4 steals and 2 blocks
- Was 15th in the MWC in scoring, 20th in rebounding and 1st in free throw percentage and 4th in the NCAA in free throw percentage
- Set a BYU record by making 50-consecutive free throws (ended 11/9/12)
- Scored in double figures 21 times, had 20-plus points 4 times and posted 2 double-doubles while leading the team in scoring 5 times, rebounds 8 times and assists 3 times

## 2012-13 BYU STARTING LINEUPS

Opponent	(1)	(2)	(3)	(4)	(5)
Tennessee State	Carlino	Zylstra	Haws	Sharp	Davies
Georgia State	Carlino	Zylstra	Haws	Sharp	Davies
vs. Florida State	Carlino	Zylstra	Haws	Sharp	Davies
vs. Notre Dame/St. Joseph's					
UTSA					
Cal State Northridge					
vs. Montana					
at Iowa State					
Utah State					
Utah					
at Weber State					
Eastern New Mexico					
at Baylor					
Northern Arizona					
vs. Virginia Tech					
Loyola Marymount					
at San Francisco					
Pepperdine					
at Santa Clara					
Saint Mary's					
San Diego					
at Gonzaga					
at Portland					
at Pepperdine					
Santa Clara					
at San Diego					
San Francisco					
Portland					
at Saint Mary's					
Gonzaga					
Loyola Marymount					
Won-Loss Records	(1)	(2)	(3)	(4)	(5)
2-0	Carlino	Zylstra	Haws	Sharp	Davies

## GAMES PLAYED

	2012-13	Career
Brandon Davies	3 (2-1)	102 (85-17)
Brock Zylstra	3 (2-1)	86 (69-17)
Tyler Haws	3 (2-1)	38 (32-6)
Craig Cusick	3 (2-1)	38 (28-10)
Nate Austin	3 (2-1)	38 (28-10)
Anson Winder	1 (0-1)	35 (26-9)
Josh Sharp	3 (2-1)	31 (22-9)
Matt Carlino	3 (2-1)	28 (20-8)
Agustin Ambrosino	3 (2-1)	same
Raul Delgado	3 (2-1)	same
Cory Calvert	3 (2-1)	same
Ian Harward	3 (2-1)	same

## GAMES STARTED

	2012-13	Career
Brandon Davies	3 (2-1)	65 (52-13)
Tyler Haws	3 (2-1)	36 (30-6)
Brock Zylstra	3 (2-1)	31 (22-9)
Matt Carlino	3 (2-1)	27 (20-7)
Anson Winder	0 (0-0)	15 (12-3)
Craig Cusick	0 (0-0)	3 (2-1)
Josh Sharp	3 (2-1)	3 (2-1)
Nate Austin	0 (0-0)	1 (1-0)

## STREAKS

Streak	12-13	Overall
Current won/loss streak	1 loss	same
At home	2 wins	5 wins
On the road	—	1 loss
On a neutral floor	1 loss	2 losses
At home vs. Nonconference	2 wins	5 wins
At home vs. WCC	—	3 wins
On the road vs. Nonconference	—	2 wins
On the road vs. WCC	—	1 loss
On a neutral floor vs. Nonconference	1 loss	2 losses
On a neutral floor vs. WCC	—	1 loss
At regular season tournament	1 loss	same
At WCC Tournament	—	1 loss
NCAA Tournament	—	1 loss
At NIT	—	2 losses
Games with a 3-point make	3	513



## BYU'S RECORD WHEN ...

Venue	2012-13	Under Rose
Overall	2-1	187-55
Home	2-0	104-48
Away	0-0	56-30
Neutral	0-1	27-17
Lead at the half/end of game...	2012-13	Under Rose
BYU leads at the half	2-0	159-15
Opponent leads at the half	0-1	23-36
Score tied at the half	0-0	5-4
BYU leads w/5 min left	2-0	177-5
Opponent leads w/5 min left	0-1	8-49
Score tied w/5 min left	0-0	2-1
BYU leads w/1 min left	2-0	182-0
Opponent leads w/1 min left	0-1	3-52
Score tied w/1 min left	0-0	2-3
Game goes into overtime	0-0	6-3
BYU scores...	2012-13	Under Rose
100-plus points	0-0	9-0
90-99 points	0-0	30-0
80-89 points	2-0	59-6
70-79 points	0-1	69-20
60-69 points	0-0	17-24
60 or less points	0-0	3-5
Opponent scores...	2012-13	Under Rose
90 or more points	0-0	3-5
80-89 points	0-1	9-20
70-79 points	0-0	31-25
60-69 points	2-0	84-5
50-59 points	0-0	42-0
50 or less points	0-0	18-0
BYU double figure scorers	2012-13	Under Rose
One player in double figures	0-0	1-4
Two players in double figures	0-0	22-14
Three players in double figures	2-0	70-25
Four players in double figures	0-1	63-11
Five players in double figures	0-0	25-1
Six players in double figures	0-0	6-0
Shooting and rebounding	2012-13	Under Rose
BYU shoots 50% or better	2-0	83-7
Opponent shoots 50% or better	0-1	12-22
BYU outshoots opponent	2-0	153-10
Opponent outshoots BYU	0-1	33-43
Teams shoot equal FG%	0-0	1-2
BYU outrebounds opponent	1-0	141-13
Opponent outrebounds BYU	0-1	37-39
BYU, opponent tie in rebounds	1-0	9-3
Wins, losses and rest	2012-13	Under Rose
Coming off a win	1-1	141-46
Coming off a loss	1-0	46-9
Two-plus days between games	0-1	162-44
One day between games	0-0	14-2
Playing the next day	0-0	9-9
Days	2012-13	Under Rose
Monday	0-0	2-0
Tuesday	1-0	29-3
Wednesday	0-0	45-10
Thursday	0-0	17-11
Friday	1-1	21-5
Saturday	0-0	73-26

## BYU'S RECORD WHEN ...

On television	2012-13	Under Rose
All games on TV	2-0	151-49
On BYUtv	2-0	38-4
On ESPN	0-0	0-1
On ESPN2	0-0	2-6
On ESPNU	0-0	5-1
On truTV	0-1	1-1
On CBS	0-0	4-5
Top 25	2012-13	Under Rose
vs. a top 25 opponent	0-0	8-16
as a top 25 team	0-0	57-16
Months	2012-13	Under Rose
November	2-1	35-7
December	0-0	44-11
January	0-0	42-15
February	0-0	42-7
March	0-0	24-15
Margin of victory/defeat	2012-13	Under Rose
1-4 points	0-0	16-12
5-9 points	0-0	35-13
10-15 points	0-0	47-17
16-19 points	2-1	21-11
20-29 points	0-0	42-2
30-39 points	0-0	16-0
40-49 points	0-0	6-0
50+ points	0-0	4-0

## DUNKS

	2012-13	Career
Brandon Davies	3	61
Nate Austin	1	5
Brock Zylstra	—	2
Tyler Haws	1	3
Josh Sharp	2	3
Anson Winder	—	1
BYU	7	
Opponents	5	

## FREE THROW STREAKS

Haws	50	2/13/10 - 11/9/12
Haws	10	11/9/12 - current
Zylstra	8	3/13/12 - current
Cusick	2	11/16/12 - current

## LATE GAME FREE THROWS

Player	5:00-2:00	2:00-0:00
Brandon Davies	6-8 (.750)	0-0 (.000)
Matt Carlino	3-4 (.750)	0-0 (.000)
Tyler Haws	2-2 (1.000)	0-0 (.000)
Craig Cusick	0-0 (.000)	0-2 (.000)
Totals	11-14 (.786)	0-2 (.000)
Under Rose	444-616 (.721)	565-744 (.759)

Senior forward Brandon Davies



Sophomore guard Tyler Haws



**2012-13 SCORING BY HALF (BYU-OPPONENT)**

Opponent	1st half	Margin	FG %	2nd half	Margin	FG %	OT	Margin	FG %	Final	Margin	FG %
TENNESSEE STATE	34-28	+6	48.3-38.5	47-38	+9	61.5-31.0	—	—	—	81-66	+15	54.5-33.8
GEORGIA STATE	44-26	+18	58.1-26.5	36-36	0	44.8-45.2	—	—	—	80-62	+18	51.7-35.4
vs. Florida State	35-44	-9	36.1-60.0	35-44	-9	30.8-56.0	—	—	—	70-88	-18	33.3-58.0
vs. Notre Dame												
UTSA												
CS NORTHRIDGE												
vs. Montana												
at Iowa State												
UTAH STATE												
UTAH												
at Weber State												
EASTERN NM												
at Baylor												
NORTHERN ARIZONA												
vs. Virginia Tech												
LMU												
at San Francisco												
PEPPERDINE												
at Santa Clara												
SAINT MARY'S												
SAN DIEGO												
at Gonzaga												
at Portland												
at Pepperdine												
SANTA CLARA												
at San Diego												
SAN FRANCISCO												
PORTLAND												
at Saint Mary's												
GONZAGA												
at LMU												
Season Totals	37.7-32.7	+5.0	46.9-40.0	39.3-39.3	0.0	43.6-41.8	—	—	—	77.0-72.0	+5.0	45.3-41.0

**2012-13 OFFENSIVE TRENDS (BYU-OPPONENT)**

Opponent	Pts/Paint		Pts Off TO		2nd Chance Pts		Fastbreak Pts		Bench Pts		Big Run	Big Lead
TENNESSEE STATE	40-18	+22	17-17	0	2-11	-9	18-2	+16	16-13	+3	9-0/7-0	19/5
GEORGIA STATE	42-24	+18	20-15	+5	7-8	-1	14-4	+10	7-6	+1	16-0/9-0	29/—
vs. Florida State	25-34	-9	15-20	-5	15-6	+9	15-4	+11	18-37	-19	12-0/13-0	-/27
vs. Notre Dame												
UTSA												
CS NORTHRIDGE												
vs. Montana												
at Iowa State												
UTAH STATE												
UTAH												
at Weber State												
EASTERN NM												
at Baylor												
NORTHERN ARIZONA												
vs. Virginia Tech												
LMU												
at San Francisco												
PEPPERDINE												
at Santa Clara												
SAINT MARY'S												
SAN DIEGO												
at Gonzaga												
at Portland												
at Pepperdine												
SANTA CLARA												
at San Diego												
SAN FRANCISCO												
PORTLAND												
at Saint Mary's												
GONZAGA												
at LMU												
Season Totals	107-76	+31	52-52	0	24-25	-1	47-10	+37	41-56	-15		
Times Led, Record (W/L/T)	2-0/0-1/0-0		1-0/0-1/1-0		0-1/2-0/0-0		2-1/0-0/0-0		2-0/0-1/0-0			
Under Rose (W/L/T)	120-18/57-35/10-2		144-19/36-34/7-2		116-18/60-34/11-3		132-27/37-18/18-10		107-26/74-28/6-1			



## 2012-13 WCC Standings (as of 11/16/12)

	Overall	Pct	WCC	Pct
No. 23 Gonzaga	2-0	1.000	0-0	.000
Saint Mary's	2-0	1.000	0-0	.000
Santa Clara	2-0	1.000	0-0	.000
<b>BYU</b>	<b>2-1</b>	<b>.667</b>	<b>0-0</b>	<b>.000</b>
San Diego	2-1	.667	0-0	.000
Loyola Marymount	1-1	.500	0-0	.000
Portland	1-1	.500	0-0	.000
San Francisco	1-1	.500	0-0	.000
Pepperdine	0-2	.000	0-0	.000

## WCC Players of the Week

Nov. 12 Kevin Foster, Santa Clara

## 2012-13 WCC Preseason Poll

Team (First Place Votes)	Points
1. Gonzaga (7)	63
2. <b>BYU (1)</b>	<b>55</b>
3. Saint Mary's (1)	52
4. Loyola Marymount	37
5. San Diego	36
6. Santa Clara	35
7. San Francisco	19
8. Portland	15

## 2012-13 Preseason All-WCC Team

Player	School	Yr.	Pos.
Gary Bell, Jr.	Gonzaga	So.	G
<b>Brandon Davies</b>	<b>BYU</b>	<b>Sr.</b>	<b>F</b>
Johnny Dee	San Diego	So.	G
Matthew Dellavedova	Saint Mary's	Sr.	G
Sam Dower	Gonzaga	Jr.	C
Kevin Foster	Santa Clara	Sr.	G
Elias Harris	Gonzaga	Sr.	F
Stephen Holt	Saint Mary's	Jr.	G
Anthony Ireland	Loyola Marymount	Jr.	G
Kevin Pangos	Gonzaga	So.	G

TEAM*		
WCC Stats (Final)	All	Conf
Scoring Offense	1st	1st
Scoring Defense	4th	5th
Scoring Margin	2nd	3rd
FT Percentage	6th	4th
FG Percentage	4th	4th
FG Percentage Defense	2nd	2nd
3FG Percentage	7th	7th
3FG Percentage Defense	3rd	2nd
3-Point FG Made/Game	4th	6th
Rebounding Offense	1st	1st
Rebounding Defense	6th	6th
Rebounding Margin	3rd	3rd
Blocked Shots	1st	3rd
Assists	1st	1st
Steals	1st	1st
Turnover Margin	2nd	2nd
Assist/Turnover Ratio	2nd	2nd
Offensive Rebounds	5th	3rd
Defensive Rebounds	1st	T1st
Defensive Reb Pct	2nd	2nd
Offensive Reb Pct	7th	6th
<b>NCAA Stats (Final)*</b>	<b>Rank</b>	<b>Actual</b>
Won-Lost Percentage	37	74.3
Scoring Offense	13	77.9
Scoring Defense	182	67.4
Scoring Margin	19	10.5
Field-Goal Percentage	47	46.5
Field-Goal Pct Defense	88	41.4
3-Point Field Goals/Game	112	6.7
3-Point Field-Goal Pct	160	34.3
3-Point FG Defense	46	31.2
Free-Throw Percentage	138	70.0
Rebound Margin	56	3.8
Assists Per Game	6	17.1
Assist Turnover Ratio	18	1.27
Blocked Shots Per Game	56	4.4
Steals Per Game	16	8.5
Turnovers Per Game	176	13.5
Turnover Margin	46	2.3
Personal Fouls Per Game	184	18.2
*all stats from 2011-12		

INDIVIDUAL*		
WCC (Final)	Top BYU player - All	Top BYU player - Conf
Scoring	Noah Hartsock - 1st	Brandon Davies - 1st
Rebounding	Brandon Davies - 4th	Brandon Davies - 4th
FG Percentage	Noah Hartsock - 3rd	Noah Hartsock - 8th
Assists	Charles Abouo - 12th	Matt Carlino - 4th
FT Percentage	Noah Hartsock - 4th	Noah Hartsock - 5th
Steals	Brandon Davies - 8th	Brandon Davies - 4th
3FG Percentage	Brock Zylstra - 8th	Brock Zylstra - 15th
3FG Made/Game	Brock Zylstra - T10th	Matt Carlino - T12th
Blocked Shots	Noah Hartsock - 1st	Brandon Davies - T1st
Assist/TO Ratio	—	Matt Carlino - 3rd
Offensive Rebounds	Brandon Davies - 8th	Brandon Davies - 7th
Defensive Rebounds	Brandon Davies - 4th	Brandon Davies - 5th
Minutes Played	Noah Hartsock - T8th	—
<b>NCAA Stats (Final)*</b>	<b>BYU Player - Rank</b>	<b>Actual</b>
Points Per Game	Noah Hartsock - 86	16.8
	Brandon Davies - 175	15.2
Field Goal Percentage	Noah Hartsock - 20	56.5
	Brandon Davies - 56	51.6
Free Throw Percentage	Noah Hartsock - 59	84.2
Rebounds Per Game	Brandon Davies - 112	7.7
Blocked Shots Per Game	Noah Hartsock - 86	1.6
	Brandon Davies - 147	1.3
Steals	Brandon Davies - 207	1.5

**BYU BASKETBALL**
**ROSTER AND CAREER HIGHS**

No.	Name	Pos.	Ht.	Wt.	Yr.	Hometown (Previous School)
0	Brandon Davies	F	6-9	235	Sr.	Provo, Utah (Provo HS)
1	Raul Delgado	G	6-2	195	Jr.	Chihuahua, Mexico (Western Neb. CC)
2	Craig Cusick	G	6-2	185	Sr.	Orem, Utah (Utah)
3	Tyler Haws	G	6-5	200	So.	Alpine, Utah (Lone Peak HS)
5	Agustin Ambrosino	F	6-8	225	Jr.	Cordoba, Argentina (Salt Lake CC)
10	Matt Carlino	G	6-2	175	So.	Scottsdale, Ariz. (Bloomington South HS)
12	Josh Sharp	F	6-7	185	So.	Highland, Utah (Utah)
13	Brock Zylstra	G	6-6	210	Sr.	La Verne, Calif. (Bonita HS)
20	Anson Winder	G	6-3	195	So.	Las Vegas, Nev. (Bishop Gorman HS)
23	Cory Calvert	G	6-3	185	Fr.	Parker, Colo. (Chaparral HS)
30	Cooper Ainge	G	6-0	175	Fr.	Wellesley, Mass. (Wellesley HS)
33	Nate Austin	F	6-10	230	So.	Alpine, Utah (Lone Peak HS)
42	Ian Harward	C	6-11	215	Fr.	Orem, Utah (Orem HS)

Head Coach: Dave Rose, 8th year (Houston, 1983)

Assistant Coaches: Terry Nashif (BYU, 2005); Tim LaComb (Utah, 2006); Mark Pope (Kentucky, 1996)

Director of Basketball Operations: Mike Hall (BYU, 2005)

Coordinator of Player Development: Garrett Faucette (BYU, 2008)

Team Trainer: Robert Ramos (BYU, 1995)

**Pronunciations**

AGUSTIN AMBROSINO AH-go-steen ahm-bro- SEE-no	ANSON WINDER AN-sun WINE-der
MATT CARLINO car-LEE-no	BROCK ZYLSTRA ZIL-strā
RAUL DELGADO rah-OOL del-GAH-doh	TERRY NASHIF NASH-if
IAN HARWARD HAR-word	ROBERT RAMOS RAY-mus

**2012-13 SEASON AND CAREER HIGHS**

#	Player	Points	Rebounds	Assists
0	Brandon Davies	Season: 28 vs. GSU Career: 29 at Pepperdine (11-12)	9 vs. GSU 22 vs. San Diego (11-12)	3 vs. TSU, GSU 6 at Air Force (10-11), vs. USF (11-12)
1	Raul Delgado	Season: — Career: same	4 vs GSU same	1 vs. GSU, vs. FSU same
2	Craig Cusick	Season: 10 vs. FSU Career: 12 at Portland, vs. Marquette (11-12)	4 vs. TSU 5 vs. Iona (11-12)	4 vs. TSU 8 vs. Weber State (11-12), vs. Iona (11-12)
3	Tyler Haws	Season: 23 vs. FSU Career: 24 vs. Wyoming (09-10)	9 vs. FSU 11, twice, last at UTEP (09-10)	5 vs. GSU, vs. FSU 6 vs Idaho State (09-10)
5	Agustin Ambrosino	Season: 3 vs. TSU Career: same	1 vs. FSU same	— same
10	Matt Carlino	Season: 11 vs. GSU Career: 30 at San Francisco (11-12)	5 vs. TSU 7 vs. Buffalo (11-12), at USD (11-12)	10 vs. TSU 11 vs. Buffalo (11-12)
12	Josh Sharp	Season: 7 vs. TSU Career: same	6 vs. GSU 6 vs. three times last vs. GSU (12-13)	1 vs. TSU 3 vs. Longwood (11-12)
13	Brock Zylstra	Season: 11 vs. TSU Career: 26 vs. Buffalo (11-12)	4 vs. TSU 9 vs. Portland (11-12)	4 vs. FSU 5 vs. UC Santa Barbara (11-12)
20	Anson Winder	Season: — Career: 20 vs. Buffalo (11-12)	— 6 at San Francisco (11-12)	— 9 vs. Northern Arizona (11-12)
23	Cory Calvert	Season: 4 vs. FSU Career: same	1 vs. TSU same	2 vs. FSU same
33	Nate Austin	Season: 4 vs. TSU, GSU, vs. FSU Career: 15 vs. Weber State (11-12)	8 vs. FSU 10 at Gonzaga (11-12)	2 vs. GSU 3 vs. San Diego (11-12)
42	Ian Harward	Season: — Career: same	1 vs. GSU, vs. FSU same	— same

**GEOGRAPHIC BREAKDOWN**

Argentina	Agustin Ambrosino
Mexico	Raul Delgado
Arizona	Matt Carlino
California	Brock Zylstra
Colorado	Cory Calvert
Massachusetts	Cooper Ainge
Nevada	Anson Winder
Utah	Nate Austin, Brandon Davies, Craig Cusick, Ian Harward, Tyler Haws, Josh Sharp

**CLASS BREAKDOWN**

Seniors	Juniors	Sophomores	Freshmen
Craig Cusick Brandon Davies Brock Zylstra	Agustin Ambrosino Raul Delgado	Nate Austin Matt Carlino Tyler Haws Josh Sharp Anson Winder	Cooper Ainge* Cory Calvert Ian Harward
*Redshirting in 2012-13			



**CAREER HIGHLIGHTS**

- 187-55 overall record (second all-time at BYU in wins) for a BYU record .773 winning percentage
- With 185 victories through first seven seasons is fourth all-time for best career starts by wins in NCAA history
- With 159 victories through first six seasons is tied for third all-time for best career starts by wins in NCAA history
- Fourth among active coaches in career winning percentage, behind Roy Williams, Mark Few and John Calipari and ahead of Thad Matta and Mike Krzyzewski
- Four Mountain West Conference regular season titles, a BYU and MWC record
- Three-time MWC Coach of the Year (2006, 2007, 2011)
- Two-time USBWA District VIII Coach of the Year (2006, 2011)
- Naismith Coach of the Year Finalist in 2011
- Finalist for the Clair Bee Award in 2010
- Honorable Mention for National Coach of the Year by Scout.com (2006)
- Six-consecutive trips to the NCAA Tournament, a BYU record
- Six-consecutive 25-win seasons, a BYU record
- BYU basketball has 11 25-win seasons in its 110-year history and Rose has been the head coach of six of those teams
- Holds top two spots for wins in a season in BYU history with 32 in 2010-11 and 30 in 2009-10
- Only BYU coach to win at least 20 games in each of his first seven seasons
- Took BYU to the Sweet 16 in 2011 for the first time since 1981
- Coached Jimmer Fredette, the 2011 Consensus National Player of the Year (received the Wooden Award, Naismith Trophy, Oscar Robertson Trophy and other national awards)

**COACHING EXPERIENCE**

- BYU Head Coach (2005-present)
- BYU Associate Head Coach (2000-2005)
- BYU Assistant Coach (1997-2000)
- Dixie State Head Coach (1990-1997)
- Dixie State Assistant Coach (1987-1990)
- Assistant coach at Pine View High School (1986-87)
- Head coach at Millard High School (1983-86)

**SERVICE**

- A member of the National Coaches vs. Cancer Council that includes Mike Krzyzewski (Duke), Roy Williams (North Carolina), Jim Boeheim (Syracuse) and Mike Brey (Notre Dame)
- Assisting with the Hope Lodge, a facility to be constructed in Salt Lake City to house families of cancer patients
- NABC Game Pillar Award for Service in 2008
- 63rd recipient of the Dale Rex Memorial Award
- Honorary Chair of the Children with Cancer Christmas Foundation
- Was the first coach in the state of Utah to participate in the American Cancer Society's nationwide Coaches vs. Cancer campaign
- Lobbied before Congress for more funding for cancer research in September 2010

**EDUCATION**

- Houston (1983, B.A.)

**PLAYING CAREER**

- Played baseball and basketball at Dixie State College
- Played for Houston from 1980-83 (played in 1980-81 and 82-83, redshirted in 1981-82)
- Co-Captain on the famous "Phi-Slamma Jamma" team that featured Hakeem (the Akeem) Olajuwon and Clyde Drexler
- Helped Houston achieve a No. 1 ranking and reach the national championship game in 1983

**MISSION**

- Manchester England (1977-79)

**PERSONAL/FAMILY**

- Wife: Cheryl
- Children: Daughter Chanell and husband Brock Reichner, son Garrett and wife Brooke, daughter Taylor
- Dave and Cheryl Rose have seven grandchildren

**ROSE'S BYU COACHING LEDGER**

Season	Overall	Pct.	Home	Pct.	Away	Pct.	Neutral	Pct.	Conf.	Pct.	Tourney	NCAA/NIT
05-06	20-9	.690	14-1	.933	5-7	.417	1-2	.500	12-4	.750	0-1	0-1 NIT
06-07	25-9	.735	17-0	1.000	6-7	.462	2-2	.500	13-3	.813	2-1	0-1 NCAA
07-08	27-8	.771	16-0	1.000	9-3	.615	3-3	.500	14-2	.875	2-1	0-1 NCAA
08-09	25-8	.758	14-2	.875	8-5	.750	2-3	.400	12-4	.750	1-1	0-1 NCAA
09-10	30-6	.833	15-1	.938	10-4	.714	5-1	.833	13-3	.813	1-1	1-1 NCAA
10-11	32-5	.865	13-1	.929	10-1	.909	9-3	.750	14-2	.875	2-1	2-1 NCAA
11-12	26-9	.743	13-3	.813	8-3	.727	5-3	.625	12-4	.750	1-1	1-1 NCAA
12-13	2-1	.667	2-0	1.000	0-0	.000	0-0	.000	0-0	.000	0-0	—
Totals	187-55	.773	104-8	.929	56-30	.651	27-16	.628	90-22	.804	9-7	4-7



Scan to view Rose's profile on BYUcougars.com

**TOP CAREER START BASED ON CURRENT NUMBER OF YEARS (THROUGH 2011-12)**

Coach, School	Yrs.	W	L	Pct.
Steve Prohm, Murray State	1	31	2	.939
Andy Toole, Robert Morris	2	44	25	.638
Shaka Smart, VCU	3	84	28	.750
John Groce, Illinois	4	85	56	.603
Brad Stevens, Butler	5	139	40	.777
Anthony Grant, Alabama	6	139	64	.685
Dave Rose, BYU	7	185	54	.774
Sean Miller, Arizona	8	189	82	.697
Jamie Dixon, Pittsburgh	9	238	77	.756
Mike Anderson, Arkansas	10	218	112	.661
Randy Bennett, Saint Mary's	11	235	118	.666
Thad Matta, Ohio State	12	323	96	.771
Mark Few, Gonzaga	13	342	90	.792
Bruce Weber, Kansas State	14	313	155	.669
Mark Gottfried, NC State	15	303	167	.645

**BEST CAREER STARTS BY WINS, 7 SEASONS**

Coach, School	Date	W	L	Pct.
Mark Few, Gonzaga	2000-06	188	41	.821
Jamie Dixon, Pittsburgh	2004-10	188	54	.777
Everett Case, NC State	1947-53	187	45	.806
Dave Rose, BYU	2006-12	185	54	.774
Roy Williams, Kansas	1989-95	184	51	.783
Thad Matta, Butler, Xavier, OSU	2001-07	183	53	.775
Larry Brown, UCLA & Kansas	1980-81, 84-88	172	60	.741

**ROSE'S MILESTONE VICTORIES**

Win	Date	Opponent	Score	Record
25	12/06/06	San Jose State	81-69	25-11 (.694)
50	11/23/07	vs. No. 6 Louisville	78-76	50-18 (.735)
75	11/20/08	North Florida	74-41	75-26 (.743)
100	11/20/09	at Hawaii	83-65	100-34 (.746)
125	03/06/10	at TCU	107-77	125-38 (.767)
150	02/09/11	at Air Force	90-52	150-42 (.781)
175	01/16/12	at San Diego	82-63	175-49 (.781)



## 0 — BRANDON DAVIES

6-9 • 235 • SENIOR • FORWARD • PROVO, UTAH (PROVO HS)

**2012-13 SEASON — PPG: 21.0 RPG: 7.0 APG: 2.3 SPG: 1.3 BPG: 3.0 FG%: .676 3FG%: 1.000 FT%: .727****Last Time Out**

- Totaled 19 points, 5 rebounds, 1 assist and 2 blocks vs. Florida State and hit first 3-pointer of the season

Scan for Davies' bio on  
BYUcougars.com**In 2012-13**

- Totaled 19 points, 5 rebounds, 1 assist and 2 blocks vs. Florida State and hit first 3-pointer of the season
- Scored 22 points on 10 of 14 shooting from the field and 8 of 10 from the free throw line and added 9 boards, 3 assists, 3 blocks and 2 steals vs. Georgia State
- Posted 16 points on 7 of 9 shooting and added 7 boards, 3 assists, a career-best 4 blocks and 2 steals vs. Tennessee State
- Named to the Wooden Award Preseason Top 50 list, the Lute Olson Preseason All-America team and the preseason All-WCC Team

**In 2011-12**

- Named to the All-West Coast Conference Team and NABC All-District 9 Second Team
- WCC Player of the Week Jan. 2 and Feb. 6

**Other**

- Mother is Linda Kathleen Davies and has one brother and one sister
- Played for Craig Drury at Provo High School where he helped lead the Bulldogs to state titles as a sophomore and junior and a second-place finish as a senior

**2012-13 SEASON HIGHS**

PTS	28, Georgia State – 11/13/12
1st H	12, Georgia State – 11/13/12
2nd H	16, Georgia State – 11/13/12
REB	9, Georgia State – 11/13/12
AST	3, TSU – 11/9/12, GSU – 11/13/12
STL	2, TSU – 11/9/12, GSU – 11/13/12
BLK	4, Tennessee State – 11/9/12
FGM	10, Georgia State – 11/13/12
FGA	14, Georgia State – 11/13/12
3PM	1, vs. Florida State – 11/16/12
3PA	1, vs. Florida State – 11/16/12
FTM	8, Georgia State – 11/13/12
FTA	10, Georgia State – 11/13/12

**CAREER HIGHS**

PTS	29, at Pepperdine – 1/21/12
REB	22, San Diego – 12/31/11
AST	6, 2 times, last vs. USF – 1/7/12
STL	8, at Portland – 2/4/12
BLK	4, Tennessee State – 11/9/12
FGM	11, at Saint Mary's -- 12/29/11
FGA	18, 3 times, last at Gonzaga – 2/23/12
3PM	1, twice, last vs. FSU – 11/16/12
3PA	1, 5 times, last vs. FSU – 11/16/12
FTM	15, at Pepperdine – 1/21/12
FTA	18, at Pepperdine – 1/21/12

**MISCELLANEOUS**

	12-13	Career
Double-Figure PTS	3 (2-1)	58 (47-11)
20-plus Pts	1 (1-0)	12 (10-2)
Double-Figure REB	0 (0-0)	13 (10-3)
Double-Doubles	0 (0-0)	13 (10-3)
3-plus STL	0 (0-0)	7 (4-3)
3-plus BLK	2 (2-0)	6 (6-0)
3-plus 3-point FG	0 (0-0)	0 (0-0)
Scoring Leader	1 (1-0)	13 (8-5)
Rebound Leader	2 (2-0)	32 (24-8)
Assist Leader	0 (0-0)	5 (5-0)

**2012-13 GAME-BY-GAME**


Opponent	Date	GS	Min	FG	FGA	Pct	3FG	FGA	Pct	FT	FTA	Pct	Off	Def	TR	Avg	PF	FO	A	TO	Blk	Stl	Pts	Avg
TENNESSEE STATE	11/09/12	*	31	7	9	.778	0	0	.000	2	4	.500	0	7	7	7.0	4	0	3	5	4	2	16	16.0
GEORGIA STATE	11/13/12	*	29	10	14	.714	0	0	.000	8	10	.800	2	7	9	8.0	3	0	3	3	3	2	28	22.0
vs. Florida State	11/16/12	*	21	6	11	.545	1	1	1.000	6	8	.750	2	3	5	7.0	4	0	1	3	2	0	19	21.0
vs. Notre Dame	11/17/12																							
UTSA	11/21/12																							
CS NORTHBRIDGE	11/24/12																							
vs. Montana	11/28/12																							
at Iowa State	12/01/12																							
UTAH STATE	12/05/12																							
UTAH	12/08/12																							
at Weber State	12/15/12																							
EASTERN NM	12/18/12																							
at Baylor	12/21/12																							
NORTHERN ARIZONA	12/27/12																							
vs. Virginia Tech	12/29/12																							
LMU	01/03/13																							
at San Francisco	01/05/13																							
PEPPERDINE	01/10/13																							
at Santa Clara	01/12/13																							
SAINT MARY'S	01/16/13																							
SAN DIEGO	01/19/13																							
at Gonzaga	01/24/13																							
at Portland	01/26/13																							
at Pepperdine	01/31/13																							
SANTA CLARA	02/02/13																							
at San Diego	02/07/13																							
SAN FRANCISCO	02/09/13																							
PORTLAND	02/16/13																							
at Saint Mary's	02/21/13																							
GONZAGA	02/28/13																							
at LMU	03/02/13																							
Totals		3	81	23	34	.676	1	1	1.000	16	22	.727	4	17	21	7.0	11	0	7	11	9	4	63	21.0

**CAREER STATISTICS (ALL GAMES)**

Year	GP	GS	Min	Avg	FG	FGA	Pct	3FG	FGA	Pct	FT	FTA	Pct	Off	Def	TR	Avg	PF	FO	A	TO	Blk	Stl	Pts	Avg
2009-10	35	1	474	13.5	69	128	.539	0	1	.000	50	88	.568	30	74	104	3.0	91	1	9	47	14	13	188	5.4
2010-11	29	26	721	24.9	115	219	.525	0	0	.000	93	138	.674	63	117	180	6.2	90	4	43	44	27	20	323	11.1
2011-12	35	35	1002	28.6	196	380	.516	1	3	.333	139	210	.662	79	190	269	7.7	114	4	73	100	47	51	532	15.2
2012-13	3	3	81	27.0	23	34	.676	1	1	1.000	16	22	.727	4	17	21	7.0	11	0	7	11	9	4	63	21.0
TOTAL	102	65	2278	22.3	403	761	.530	2	5	.400	298	458	.651	176	398	574	5.6	306	9	132	202	97	88	1106	10.8

**CAREER STATISTICS (CONFERENCE GAMES)**

Year	GP	GS	Min	Avg	FG	FGA	Pct	3FG	FGA	Pct	FT	FTA	Pct	Off	Def	TR	Avg	PF	FO	A	TO	Blk	Stl	Pts	Avg
2009-10	15	0	187	12.5	29	63	.460	0	1	.000	22	41	.537	13	35	48	3.2	35	0	3	21	5	6	80	5.3
2010-11	14	14	395	28.2	54	111	.486	0	0	.000	51	74	.689	30	72	102	7.3	46	2	29	25	16	13	159	11.4
2011-12	16	16	491	30.7	103	191	.539	0	0	.000	82	121	.678	37	92	129	8.1	54	2	35	55	25	29	288	18.0
TOTAL	45	30	1073	23.8	186	365	.510	0	1	.000	155	236	.657	80	199	279	6.2	135	4	67	101	46	48	527	11.7



# 1 — RAUL DELGADO 6-2 • 195 • JUNIOR • GUARD • CHIHUAHUA, MEXICO (WESTERN NEBRASKA CC)

**2012-13 SEASON — PPG: 0.0 RPG: 1.3 APG: 0.7 SPG: 0.3 BPG: 0.0 FG%: .000 3FG%: .000 FT%: .000**
**Last Time Out**

- Had 1 assist vs. Florida State

 Scan for Delgado's bio on  
BYUcougars.com

**In 2012-13**

- Had 1 assist vs. Florida State
- Totaled 4 rebounds and 1 assist in 10 minutes vs. Georgia State
- Posted 1 steal vs. Tennessee State in first career action at BYU

**Before BYU**

- Played two seasons at Western Nebraska Community College for Russell Beck and was a team captain
- As a sophomore in 2011-12 led WNCC to a 26-7 record, averaged 18.3 points, 3.2 rebounds and 1.8 steals per game while shooting .485 from the field, .433 from three and .768 from the free throw line
- Hit 93 3-pointers on the season and posted season highs of 45 points, 12 threes, 7 assists and 6 steals

**Other**

- Parents are Luis Raul Delgado Torres and Maria de Los Angeles Cruz Muños and has one sister
- Lived with his adoptive family, David and Cheri Erikson and their five children, when he came to the United States

**2012-13 SEASON HIGHS**

PTS	—
1st H	—
2nd H	—
REB	4, Georgia State – 11/13/12
AST	1, GSU – 11/13/12, vs. FSU – 11/16/12
STL	1, Tennessee State – 11/9/12
BLK	—
FGM	—
FGA	1, Georgia State – 11/13/12
3PM	—
3PA	1, Georgia State – 11/13/12
FTM	—
FTA	—

**MISCELLANEOUS**

	12-13	Career
Double-Figure PTS	0 (0-0)	0 (0-0)
20-plus Pts	0 (0-0)	0 (0-0)
Double-Figure REB	0 (0-0)	0 (0-0)
Double-Doubles	0 (0-0)	0 (0-0)
3-plus STL	0 (0-0)	0 (0-0)
3-plus BLK	0 (0-0)	0 (0-0)
3-plus 3-point FG	0 (0-0)	0 (0-0)
Scoring Leader	0 (0-0)	0 (0-0)
Rebound Leader	0 (0-0)	0 (0-0)
Assist Leader	0 (0-0)	0 (0-0)

**2012-13 GAME-BY-GAME**

Opponent	Date	GS	Min	FG	FGA	Pct	3FG	FGA	Pct	FT	FTA	Pct	Off	Def	TR	Avg	PF	FO	A	TO	Blk	Stl	Pts	Avg
TENNESSEE STATE	11/09/12		5	0	0	.000	0	0	.000	0	0	.000	0	0	0	0.0	0	0	0	0	0	1	0	0.0
GEORGIA STATE	11/13/12		10	0	1	.000	0	1	.000	0	0	.000	1	3	4	2.0	2	0	1	0	0	0	0	0.0
vs. Florida State	11/16/12		7	0	2	.000	0	1	.000	0	0	.000	0	0	0	1.3	1	0	1	0	0	0	0	0.0
vs. Notre Dame	11/17/12																							
UTSA	11/21/12																							
CS NORTHBRIDGE	11/24/12																							
vs. Montana	11/28/12																							
at Iowa State	12/01/12																							
UTAH STATE	12/05/12																							
UTAH	12/08/12																							
at Weber State	12/15/12																							
EASTERN NM	12/18/12																							
at Baylor	12/21/12																							
NORTHERN ARIZONA	12/27/12																							
vs. Virginia Tech	12/29/12																							
LMU	01/03/13																							
at San Francisco	01/05/13																							
PEPPERDINE	01/10/13																							
at Santa Clara	01/12/13																							
SAINT MARY'S	01/16/13																							
SAN DIEGO	01/19/13																							
at Gonzaga	01/24/13																							
at Portland	01/26/13																							
at Pepperdine	01/31/13																							
SANTA CLARA	02/02/13																							
at San Diego	02/07/13																							
SAN FRANCISCO	02/09/13																							
PORTLAND	02/16/13																							
at Saint Mary's	02/21/13																							
GONZAGA	02/28/13																							
at LMU	03/02/13																							
Totals			0	22	0	3	.000	0	2	.000	0	0	.000	1	3	4	1.3	3	0	2	0	1	0	0.0

**CAREER STATISTICS (ALL GAMES)**

Year	GP	GS	Min	Avg	FG	FGA	Pct	3FG	FGA	Pct	FT	FTA	Pct	Off	Def	TR	Avg	PF	FO	A	TO	Blk	Stl	Pts	Avg
2012-13	3	0	22	7.3	0	3	.000	0	2	.000	0	0	.000	1	3	4	1.3	3	0	2	0	0	1	0	0.0
TOTAL	3	0	22	7.3	0	3	.000	0	2	.000	0	0	.000	1	3	4	1.3	3	0	2	0	0	1	0	0.0

**CAREER STATISTICS (CONFERENCE GAMES)**

Year	GP	GS	Min	Avg	FG	FGA	Pct	3FG	FGA	Pct	FT	FTA	Pct	Off	Def	TR	Avg	PF	FO	A	TO	Blk	Stl	Pts	Avg
2012-13	0	0	0	0.0	0	0	.000	0	0	.000	0	0	.000	0	0	0	0.0	0	0	0	0	0	0	0	0.0
TOTAL	0	0	0	0.0	0	0	.000	0	0	.000	0	0	.000	0	0	0	0.0	0	0	0	0	0	0	0	0.0



## 2 — CRAIG CUSICK

6-2 • 185 • SENIOR • GUARD • OREM, UTAH (UTAH)

**2012-13 SEASON — PPG: 6.3 RPG: 2.3 APG: 3.0 SPG: 1.0 BPG: 0.0 FG%: .300 3FG%: .333 FT%: .429****Last Time Out**

- Scored 10 points and added 2 rebounds and 3 assists vs. Florida State

**In 2012-13**

- Scored 10 points and added 2 rebounds and 3 assists vs. Florida State
- Tallied 3 points, 2 assists and 2 steals vs. Georgia State
- Scored 6 points and added 4 rebounds and 4 assists against Tennessee State

**In 2011-12**

- Named Academic All-WCC and received Silver Honors on the WCC Commissioner's Honor Roll
- Named to the NABC Honors Court
- Received the Sixth Man Award at the team banquet
- Posted season highs of 12 points, 4 rebounds, 8 assists and 4 steals
- Played in every game and started three

**Other**

- Parents are Randy and Debbie Cusick
- Wife's name is Sadie

Scan for Cusick's bio on  
BYUcougars.com**2012-13 SEASON HIGHS**

PTS	10, vs. Florida State – 11/16/12
1st H	3, Georgia State – 11/13/12
2nd H	10, vs. Florida State – 11/16/12
REB	4, Tennessee State – 11/9/12
AST	4, Tennessee State – 11/9/12
STL	2, Georgia State – 11/13/12
BLK	—
FGM	3, vs. Florida State – 11/16/12
FGA	11, vs. Florida State – 11/16/12
3PM	2, vs. Florida State – 11/16/12
3PA	7, vs. Florida State – 11/16/12
FTM	2, vs. Florida State – 11/16/12
FTA	5, Tennessee State – 11/9/12

**CAREER HIGHS**

PTS	12, at Portland – 2/4/12
REB	5, vs. Iona – 3/13/12
AST	8, 2 times, last vs. Iona – 3/13/12
STL	4, at Portland – 2/4/12
BLK	—
FGM	4, at Portland – 2/4/12
FGA	11, vs. Florida State – 11/16/12
3PM	3, twice, last vs. Marquette – 3/15/12
3PA	7, vs. Florida State – 11/16/12
FTM	4, twice, last at Pepperdine – 1/21/12
FTA	6, at Pepperdine – 1/21/12

**MISCELLANEOUS**

	12-13	Career
Double-Figure PTS	1 (0-1)	4 (2-2)
20-plus Pts	0 (0-0)	0 (0-0)
Double-Figure REB	0 (0-0)	0 (0-0)
Double-Doubles	0 (0-0)	0 (0-0)
3-plus STL	0 (0-0)	1 (1-0)
3-plus BLK	0 (0-0)	0 (0-0)
3-plus 3-point FG	0 (0-0)	2 (1-1)
Scoring Leader	0 (0-0)	0 (0-0)
Rebound Leader	0 (0-0)	0 (0-0)
Assist Leader	0 (0-0)	6 (3-3)

**2012-13 GAME-BY-GAME**

Opponent	Date	GS	Min	FG	FGA	Pct	3FG	FGA	Pct	FT	FTA	Pct	Off	Def	TR	Avg	PF	FO	A	TO	Blk	Stl	Pts	Avg
TENNESSEE STATE	11/09/12		22	2	4	.500	1	1	1.000	1	5	.200	0	4	4	4.0	0	0	4	3	0	0	6	6.0
GEORGIA STATE	11/13/12		23	1	5	.200	1	4	.250	0	0	.000	0	1	1	2.5	1	0	2	1	0	2	3	4.5
vs. Florida State	11/16/12		30	3	11	.273	2	7	.286	2	2	1.000	1	1	2	2.3	3	0	3	0	0	1	10	6.3
vs. Notre Dame	11/17/12																							
UTSA	11/21/12																							
CS NORTHBRIDGE	11/24/12																							
vs. Montana	11/28/12																							
at Iowa State	12/01/12																							
UTAH STATE	12/05/12																							
UTAH	12/08/12																							
at Weber State	12/15/12																							
EASTERN NM	12/18/12																							
at Baylor	12/21/12																							
NORTHERN ARIZONA	12/27/12																							
vs. Virginia Tech	12/29/12																							
LMU	01/03/13																							
at San Francisco	01/05/13																							
PEPPERDINE	01/10/13																							
at Santa Clara	01/12/13																							
SAINT MARY'S	01/16/13																							
SAN DIEGO	01/19/13																							
at Gonzaga	01/24/13																							
at Portland	01/26/13																							
at Pepperdine	01/31/13																							
SANTA CLARA	02/02/13																							
at San Diego	02/07/13																							
SAN FRANCISCO	02/09/13																							
PORTLAND	02/16/13																							
at Saint Mary's	02/21/13																							
GONZAGA	02/28/13																							
at LMU	03/02/13																							
Totals		0	45	3	9	.333	2	5	.400	1	5	.200	0	5	5	2.5	1	0	6	4	0	2	9	4.5

**CAREER STATISTICS (ALL GAMES)**

Year	GP	GS	Min	Avg	FG	FGA	Pct	3FG	FGA	Pct	FT	FTA	Pct	Off	Def	TR	Avg	PF	FO	A	TO	Blk	Stl	Pts	Avg
2011-12	35	3	588	16.8	33	89	.371	22	58	.379	22	34	.647	5	47	52	1.5	39	0	74	25	0	29	110	3.1
2012-13	3	0	75	25.0	6	20	.300	4	12	.333	3	7	.429	1	6	7	2.3	4	0	9	4	0	3	19	6.3
TOTAL	38	3	663	17.4	39	109	.358	26	70	.371	25	41	.610	6	53	59	1.6	43	0	83	29	0	32	129	3.4

**CAREER STATISTICS (CONFERENCE GAMES)**

Year	GP	GS	Min	Avg	FG	FGA	Pct	3FG	FGA	Pct	FT	FTA	Pct	Off	Def	TR	Avg	PF	FO	A	TO	Blk	Stl	Pts	Avg
2011-12	16	0	286	17.9	18	49	.367	14	30	.467	10	16	.625	4	21	25	1.6	17	0	29	12	0	17	60	3.8
TOTAL	16	0	286	17.9	18	49	.367	14	30	.467	10	16	.625	4	21	25	1.6	17	0	29	12	0	17	60	3.8



## 3 — TYLER HAWS

6-5 • 200 • SOPHOMORE • GUARD • ALPINE, UTAH (LONE PEAK HS)

**2012-13 SEASON — PPG: 22.3 RPG: 6.7 APG: 3.7 SPG: 1.7 BPG: 0.3 FG%: .532 3FG%: .417 FT%: .923****Last Time Out**

- Posted a near double-double with 23 points, 9 rebounds, 5 steals, 1 block and 3 steals vs. Florida State

**In 2012-13**

- Posted a near double-double with 23 points, 9 rebounds, 5 steals, 1 block and 3 steals vs. Florida State
- Filled the stat sheet with 22 points, 7 rebounds, 5 assists and 2 steals vs. Georgia State and shot 8 of 12 from the field and 4 of 6 from downtown
- Posted a game-high 22 points and added 4 rebounds and 1 assist vs. Tennessee State

**In 2009-10**

- Named to All-MWC Third Team, Academic All-MWC and HoopTV Las Vegas Classic All-Tournament Team
- Named Male Rookie of the Year at the Y Awards and was named team's Most Inspirational Player at the team banquet
- Averaged 11.3 points and 4.2 rebounds and shot .498 from the field, .368 from three and .917 from the free throw line
- Posted season highs of 24 points, 11 rebounds, 6 assists, 4 steals and 2 blocks

**Other**

- Named 5A state MVP as a junior and senior by the Salt Lake Tribune and as a sophomore by the Deseret News
- Led Lone Peak to state titles as a sophomore and junior and a second-place finish as a senior
- Parents are Marty and Tiffanie Haws

Scan for Cusick's bio on  
BYUcougars.com**2012-13 SEASON HIGHS**

PTS	23, vs. Florida State – 11/16/12
1st H	15, vs. Florida State – 11/16/12
2nd H	10, Tennessee State – 11/9/12
REB	9, vs. Florida State – 11/16/12
AST	5, GSU – 11/13/12, vs. FSU – 11/16/12
STL	3, vs. Florida State – 11/16/12
BLK	1, vs. Florida State – 11/16/12
FGM	10, vs. Florida State – 11/16/12
FGA	20, vs. Florida State – 11/16/12
3PM	4, Georgia State – 11/13/12
3PA	6, Georgia State – 11/13/12
FTM	8, Tennessee State – 11/9/12
FTA	9, Tennessee State – 11/9/12

**CAREER HIGHS**

PTS	24, Wyoming – 1/20/10
REB	11, twice, last, at UTEP – 1/9/10
AST	6, Idaho State – 11/17/09
STL	4, Air Force – 2/13/10
BLK	2, Idaho State – 11/17/09
FGM	10, vs. Florida State – 11/16/12
FGA	20, vs. Florida State – 11/16/12
3PM	4, Wyoming – 1/20/10, GSU – 11/13/12
3PA	8, New Mexico – 2/27/10
FTM	10, at Wyoming – 2/20/10
FTA	10, twice, last, at Wyoming – 2/20/10

**MISCELLANEOUS**

	12-13	Career
Double-Figure PTS	3 (2-1)	24 (21-3)
20-plus Pts	3 (2-1)	7 (6-1)
Double-Figure REB	0 (0-0)	2 (2-0)
Double-Doubles	0 (0-0)	2 (2-0)
3-plus STL	0 (0-0)	2 (2-0)
3-plus BLK	0 (0-0)	0 (0-0)
3-plus 3-point FG	1 (1-0)	5 (4-1)
Scoring Leader	2 (1-1)	7 (6-1)
Rebound Leader	1 (0-1)	9 (7-2)
Assist Leader	1 (0-1)	4 (3-1)

**2012-13 GAME-BY-GAME**

Opponent	Date	GS	Min	FG	FGA	Pct	3FG	FGA	Pct	FT	FTA	Pct	Off	Def	TR	Avg	PF	FO	A	TO	Blk	Stl	Pts	Avg
TENNESSEE STATE	11/09/12	*	30	7	15	.467	0	2	.000	8	9	.889	0	4	4	4.0	1	0	1	1	0	0	22	22.0
GEORGIA STATE	11/13/12	*	32	8	12	.667	4	6	.667	2	2	1.000	1	6	7	5.5	0	0	5	4	0	2	22	22.0
vs. Florida State	11/16/12	*	35	10	20	.500	1	4	.250	2	2	1.000	6	3	9	6.7	3	0	5	3	1	3	23	22.3
vs. Notre Dame	11/17/12																							
UTSA	11/21/12																							
CS NORTHBRIDGE	11/24/12																							
vs. Montana	11/28/12																							
at Iowa State	12/01/12																							
UTAH STATE	12/05/12																							
UTAH	12/08/12																							
at Weber State	12/15/12																							
EASTERN NM	12/18/12																							
at Baylor	12/21/12																							
NORTHERN ARIZONA	12/27/12																							
vs. Virginia Tech	12/29/12																							
LMU	01/03/13																							
at San Francisco	01/05/13																							
PEPPERDINE	01/10/13																							
at Santa Clara	01/12/13																							
SAINT MARY'S	01/16/13																							
SAN DIEGO	01/19/13																							
at Gonzaga	01/24/13																							
at Portland	01/26/13																							
at Pepperdine	01/31/13																							
SANTA CLARA	02/02/13																							
at San Diego	02/07/13																							
SAN FRANCISCO	02/09/13																							
PORTLAND	02/16/13																							
at Saint Mary's	02/21/13																							
GONZAGA	02/28/13																							
at LMU	03/02/13																							
Totals			3	97	25	.47	5	12	.417	12	13	.923	7	13	20	6.7	4	0	11	8	1	5	67	22.3

**CAREER STATISTICS (ALL GAMES)**

Year	GP	GS	Min	Avg	FG	FGA	Pct	3FG	FGA	Pct	FT	FTA	Pct	Off	Def	TR	Avg	PF	FO	A	TO	Blk	Stl	Pts	Avg
2009-10	35	33	924	26.4	131	263	.498	25	68	.368	110	120	.917	49	97	146	4.2	53	0	54	41	5	26	397	11.3
2012-13	3	3	97	32.3	25	47	.532	5	12	.417	12	13	.923	7	13	20	6.7	4	0	11	8	1	5	67	22.3
TOTAL	38	36	1021	26.9	156	310	.503	30	80	.375	122	133	.917	56	110	166	4.4	57	0	65	49	6	31	464	12.2

**CAREER STATISTICS (CONFERENCE GAMES)**

Year	GP	GS	Min	Avg	FG	FGA	Pct	3FG	FGA	Pct	FT	FTA	Pct	Off	Def	TR	Avg	PF	FO	A	TO	Blk	Stl	Pts	Avg
2009-10	16	16	424	26.5	57	129	.442	14	37	.378	51	55	.927	24	40	64	4.0	18	0	28	18	2	13	179	11.2
TOTAL	16	16	424	26.5	57	129	.442	14	37	.378	51	55	.927	24	40	64	4.0	18	0	28	18	2	13	179	11.2





## 5 — AGUSTIN AMBROSINO 6-8 • 225 • JUNIOR • FORWARD • CORDOBA, ARGENTINA (SALT LAKE CC)

**2012-13 SEASON — PPG: 1.0 RPG: 0.3 APG: 0.0 SPG: 0.3 BPG: 0.7 FG%: .200 3FG%: .200 FT%: .000**

### Last Time Out

- Had 1 block, 1 steal and 1 rebound vs. Florida State

### In 2012-13

- Had 1 block, 1 steal and 1 rebound vs. Florida State
- Tallied a block against Georgia State
- Post 3 points in his BYU debut vs. Tennessee State

### Before BYU

- Played at Salt Lake Community College for Todd Phillips in 2011-12
- Averaged 9.6 points and 5.3 rebounds while shooting .498 from the field, .438 from three and .778 from the free throw line as SLCC went 22-9
- Posted season highs of 22 points and 10 rebounds
- Earned All-SWAC honors

### Other

- Parents are Nestor Ambrosino and Maria Alejandra Noriega and has two sisters
- His father Nestor played minor league basketball in Argentina

Scan for Ambrosino's bio on  
BYUcougars.com



### 2012-13 SEASON HIGHS

PTS	3, Tennessee State – 11/9/12
1st H	3, Tennessee State – 11/9/12
2nd H	—
REB	1, vs. Florida State – 11/16/12
AST	—
STL	1, vs. Florida State – 11/16/12
BLK	1, GSU – 11/13/12, vs. FSU – 11/16/12
FGM	1, Tennessee State – 11/9/12
FGA	2, Tennessee State – 11/9/12
3PM	1, Tennessee State – 11/9/12
3PA	2, Tennessee State – 11/9/12
FTM	—
FTA	—

### MISCELLANEOUS

	12-13	Career
Double-Figure PTS	0 (0-0)	0 (0-0)
20-plus Pts	0 (0-0)	0 (0-0)
Double-Figure REB	0 (0-0)	0 (0-0)
Double-Doubles	0 (0-0)	0 (0-0)
3-plus STL	0 (0-0)	0 (0-0)
3-plus BLK	0 (0-0)	0 (0-0)
3-plus 3-point FG	0 (0-0)	0 (0-0)
Scoring Leader	0 (0-0)	0 (0-0)
Rebound Leader	0 (0-0)	0 (0-0)
Assist Leader	0 (0-0)	0 (0-0)

### 2012-13 GAME-BY-GAME


Opponent	Date	GS	Min	FG	FGA	Pct	3FG	FGA	Pct	FT	FTA	Pct	Off	Def	TR	Avg	PF	FO	A	TO	Blk	Stl	Pts	Avg
TENNESSEE STATE	11/09/12		5	1	2	.500	1	2	.500	0	0	.000	0	0	0	0.0	1	0	0	0	0	0	3	3.0
GEORGIA STATE	11/13/12		7	0	2	.000	0	2	.000	0	0	.000	0	0	0	0.0	1	0	0	0	1	0	0	1.5
vs. Florida State	11/16/12		14	0	1	.000	0	1	.000	0	0	.000	0	1	1	0.3	1	0	0	1	1	1	0	1.0
vs. Notre Dame	11/17/12																							
UTSA	11/21/12																							
CS NORTHBRIDGE	11/24/12																							
vs. Montana	11/28/12																							
at Iowa State	12/01/12																							
UTAH STATE	12/05/12																							
UTAH	12/08/12																							
at Weber State	12/15/12																							
EASTERN NM	12/18/12																							
at Baylor	12/21/12																							
NORTHERN ARIZONA	12/27/12																							
vs. Virginia Tech	12/29/12																							
LMU	01/03/13																							
at San Francisco	01/05/13																							
PEPPERDINE	01/10/13																							
at Santa Clara	01/12/13																							
SAINT MARY'S	01/16/13																							
SAN DIEGO	01/19/13																							
at Gonzaga	01/24/13																							
at Portland	01/26/13																							
at Pepperdine	01/31/13																							
SANTA CLARA	02/02/13																							
at San Diego	02/07/13																							
SAN FRANCISCO	02/09/13																							
PORTLAND	02/16/13																							
at Saint Mary's	02/21/13																							
GONZAGA	02/28/13																							
at LMU	03/02/13																							
Totals		0	26	1	5	.200	1	5	.200	0	0	.000	0	1	1	0.3	3	0	0	1	2	1	3	1.0

### CAREER STATISTICS (ALL GAMES)

Year	GP	GS	Min	Avg	FG	FGA	Pct	3FG	FGA	Pct	FT	FTA	Pct	Off	Def	TR	Avg	PF	FO	A	TO	Blk	Stl	Pts	Avg
2012-13	3	0	26	8.7	1	5	.200	1	5	.200	0	0	.000	0	1	1	0.3	3	0	0	1	2	1	3	1.0
TOTAL	3	0	26	8.7	1	5	.200	1	5	.200	0	0	.000	0	1	1	0.3	3	0	0	1	2	1	3	1.0

### CAREER STATISTICS (CONFERENCE GAMES)

Year	GP	GS	Min	Avg	FG	FGA	Pct	3FG	FGA	Pct	FT	FTA	Pct	Off	Def	TR	Avg	PF	FO	A	TO	Blk	Stl	Pts	Avg
2012-13	0	0	0	0.0	0	0	.000	0	0	.000	0	0	.000	0	0	0	0.0	0	0	0	0	0	0	0	0.0
TOTAL	0	0	0	0.0	0	0	.000	0	0	.000	0	0	.000	0	0	0	0.0	0	0	0	0	0	0	0	0.0



**2012-13 SEASON — PPG: 6.7 RPG: 4.0 APG: 6.3 SPG: 1.7 BPG: 0.0 FG%: .348 3FG%: .111 FT%: .600**

- Had 2 assists and 3 rebounds vs. Florida State

Scan for Carlino's bio on  
BYU Cougars.com



- Against Georgia State posted 11 points, 7 assists, 4 rebounds and 4 steals
- Posted 9 points, 10 assists and 5 rebounds vs. Tennessee State

- Named All-WCC Honorable Mention and to the WCC All-Freshman Team
- Averaged 12.2 points, 4.6 assists, 3.0 rebounds and 1.4 steals and started in 24 of 25 games played
- Posted season highs of 30 points, 7 rebounds, 11 assists and 4 steals
- In league games was 14th in scoring, 4th in assists, T-9th in steals, T-12th in 3-point FGs and 3rd in assist/turnover ratio
- Had 3-plus threes 7 times, 3-plus steals 6 times and 20-plus points 3 times

- Redshirted at BYU in 2010-11 after transferring from UCLA
- Lists former Utah Jazz great, John Stockton, and New York Yankees' closer Mariano Rivera as his sports heroes
- Led Bloomington South to a 23-1 record while averaging 13.4 points, 5.9 rebounds and 4.3 assists per game

## 2012-13 SEASON HIGHS

PTS	11, Georgia State – 11/13/12
1st H	6, Georgia State – 11/13/12
2nd H	9, Tennessee State – 11/9/12
REB	5, Tennessee State – 11/9/12
AST	10, Tennessee State – 11/9/12
STL	4, Georgia State – 11/13/12
BLK	—
FGM	5, Georgia State – 11/13/12
FGA	9, vs. Florida State – 11/16/12
3PM	1, Georgia State – 11/13/12
3PA	3, Tennessee State – 11/9/12
FTM	3, Tennessee State – 11/9/12
FTA	4, Tennessee State – 11/9/12

## CAREER HIGHS

PTS	30, at San Francisco – 2/16/12
REB	7, twice, last at San Diego – 1/16/12
AST	11, Buffalo – 12/20/11
STL	4, at USF – 2/16/12, GSU – 11/13/12
BLK	1, 7 times, last vs. San Diego – 3/2/12
FGM	13, at San Francisco – 2/16/12
FGA	23, at Gonzaga – 2/23/12
3PM	4, twice, last at USF – 2/16/12
3PA	9, at Gonzaga – 2/23/12
FTM	7, at Portland – 2/4/12
FTA	8, at Portland – 2/4/12

## MISCELLANEOUS

	12-13	Career
Double-Figure PTS	1 (1-0)	16 (11-5)
20-plus Pts	0 (0-0)	3 (3-0)
Double-Figure REB	0 (0-0)	0 (0-0)
Double-Doubles	0 (0-0)	1 (1-0)
3-plus STL	1 (1-0)	7 (7-0)
3-plus BLK	0 (0-0)	0 (0-0)
3-plus 3-point FG	0 (0-0)	7 (4-3)
Scoring Leader	0 (0-0)	4 (2-2)
Rebound Leader	0 (0-0)	0 (0-0)
Assist Leader	2 (2-0)	18 (13-5)

## 2012-13 GAME-BY-GAME


Opponent	Date	GS	Min	FG	FGA	Pct	3FG	FGA	Pct	FT	FTA	Pct	Off	Def	TR	Avg	PF	FO	A	TO	Blk	Stl	Pts	Avg
TENNESSEE STATE	11/09/12	*	30	3	6	.500	0	3	.000	3	4	.750	0	5	5	5.0	2	0	10	4	0	1	9	9.0
GEORGIA STATE	11/13/12	*	32	5	8	.625	1	2	.500	0	0	.000	0	4	4	4.5	1	0	7	4	0	4	11	10.0
vs. Florida State	11/16/12	*	16	0	9	.000	0	4	.000	0	1	.000	2	1	3	4.0	0	0	2	2	0	0	0	6.7
vs. Notre Dame	11/17/12																							
UTSA	11/21/12																							
CS NORTHRIDGE	11/24/12																							
vs. Montana	11/28/12																							
at Iowa State	12/01/12																							
UTAH STATE	12/05/12																							
UTAH	12/08/12																							
at Weber State	12/15/12																							
EASTERN NM	12/18/12																							
at Baylor	12/21/12																							
NORTHERN ARIZONA	12/27/12																							
vs. Virginia Tech	12/29/12																							
LMU	01/03/13																							
at San Francisco	01/05/13																							
PEPPERDINE	01/10/13																							
at Santa Clara	01/12/13																							
SAINT MARY'S	01/16/13																							
SAN DIEGO	01/19/13																							
at Gonzaga	01/24/13																							
at Portland	01/26/13																							
at Pepperdine	01/31/13																							
SANTA CLARA	02/02/13																							
at San Diego	02/07/13																							
SAN FRANCISCO	02/09/13																							
PORTLAND	02/16/13																							
at Saint Mary's	02/21/13																							
GONZAGA	02/28/13																							
at LMU	03/02/13																							
Totals		3	78	8	23	.348	1	9	.111	3	5	.600	2	10	12	4.0	3	0	19	10	0	5	20	6.7

### CAREER STATISTICS (ALL GAMES)

Year	GP	GS	Min	Avg	FG	FGA	Pct	3FG	FGA	Pct	FT	FTA	Pct	Off	Def	TR	Avg	PF	FO	A	TO	Blk	Stl	Pts	Avg
2011-12	25	24	692	27.7	110	274	.401	41	124	.331	44	58	.759	9	66	75	3.0	58	2	115	75	7	36	305	12.2
2012-13	3	3	78	26.0	8	23	.348	1	9	.111	3	5	.600	2	10	12	4.0	3	0	19	10	0	5	20	6.7
TOTAL	28	27	770	27.5	118	297	.397	42	133	.316	47	63	.746	11	76	87	3.1	61	2	134	85	7	41	325	11.6

**CAREER STATISTICS (CONFERENCE GAMES)**

Year	GP	GS	Min	Avg	FG	FGA	Pct	3FG	FGA	Pct	FT	FTA	Pct	Off	Def	TR	Avg	PF	FO	A	TO	Blk	Stl	Pts	Avg
2011-12	16	16	437	27.3	72	177	.407	23	77	.299	29	41	.707	7	43	50	3.1	37	2	74	36	4	22	196	12.3
TOTAL	16	16	437	27.3	72	177	.407	23	77	.299	29	41	.707	7	43	50	3.1	37	2	74	36	4	22	196	12.3



## 12 — JOSH SHARP

6-7 • 185 • SOPHOMORE • FORWARD • HIGHLAND, UTAH (UTAH)

**2012-13 SEASON — PPG: 3.7 RPG: 3.0 APG: 0.3 SPG: 0.3 BPG: 1.0 FG%: .556 3FG%: .000 FT%: .500****Last Time Out**

- Had 1 block vs. Florida State

Scan for Sharp's bio on  
BYUcougars.com**In 2012-13**

- Scored 4 points and added 6 rebounds and 1 steal vs. Georgia State
- Posted 7 points, 3 rebounds and a career-high 2 blocks vs. Tennessee State

**In 2011-12**

- Played in 28 games
- Received Bronze Honors on the WCC Commissioner's Honor Roll
- Posted season highs of 5 points, 6 rebounds, 3 assists, 1 block and 1 steal
- Averaged 1.2 points and 1.4 rebounds

**Other**

- Parents are Joe and Debbie Sharp
- Wife's name is Jordan
- Served a mission for The Church of Jesus Christ of Latter-day Saints in Houston
- Played for Quincy Lewis at Lone Peak High School

**2012-13 SEASON HIGHS**

PTS	7, Tennessee State – 11/9/12
1st H	4, Tennessee State – 11/9/12
2nd H	4, Georgia State – 11/13/12
REB	6, Georgia State – 11/13/12
AST	1, Tennessee State – 11/9/12
STL	1, Georgia State – 11/13/12
BLK	2, Tennessee State – 11/9/12
FGM	3, Tennessee State – 11/9/12
FGA	5, Tennessee State – 11/9/12
3PM	—
3PA	—
FTM	1, Tennessee State – 11/9/12
FTA	2, Tennessee State – 11/9/12

**CAREER HIGHS**

PTS	7, Tennessee State – 11/9/12
REB	6, three times, last, GSU – 11/13/12
AST	3, Longwood – 11/18/11
STL	1, 5 times, last, GSU – 11/13/12
BLK	2, Tennessee State – 11/9/12
FGM	3, Tennessee State – 11/9/12
FGA	5, Tennessee State – 11/9/12
3PM	1, Prairie View A&M – 11/22/11
3PA	1, four times, last, CSUSM – 1/27/11
FTM	3, Pepperdine – 2/11/12
FTA	4, twice, last, Pepperdine – 2/11/12

**MISCELLANEOUS**

	12-13	Career
Double-Figure PTS	0 (0-0)	0 (0-0)
20-plus Pts	0 (0-0)	0 (0-0)
Double-Figure REB	0 (0-0)	0 (0-0)
Double-Doubles	0 (0-0)	0 (0-0)
3-plus STL	0 (0-0)	0 (0-0)
3-plus BLK	0 (0-0)	0 (0-0)
3-plus 3-point FG	0 (0-0)	0 (0-0)
Scoring Leader	0 (0-0)	0 (0-0)
Rebound Leader	0 (0-0)	0 (0-0)
Assist Leader	0 (0-0)	0 (0-0)

**2012-13 GAME-BY-GAME**

Opponent	Date	GS	Min	FG	FGA	Pct	3FG	FGA	Pct	FT	FTA	Pct	Off	Def	TR	Avg	PF	FO	A	TO	Blk	Stl	Pts	Avg
TENNESSEE STATE	11/09/12	*	26	3	5	.600	0	0	.000	1	2	.500	1	2	3	3.0	3	0	1	3	2	0	7	7.0
GEORGIA STATE	11/13/12	*	25	2	4	.500	0	0	.000	0	0	.000	3	3	6	4.5	2	0	0	1	0	1	4	5.5
vs. Florida State	11/16/12	*	9	0	0	.000	0	0	.000	0	0	.000	0	0	0	3.0	3	0	0	0	1	0	0	3.7
vs. Notre Dame	11/17/12																							
UTSA	11/21/12																							
CS NORTHBRIDGE	11/24/12																							
vs. Montana	11/28/12																							
at Iowa State	12/01/12																							
UTAH STATE	12/05/12																							
UTAH	12/08/12																							
at Weber State	12/15/12																							
EASTERN NM	12/18/12																							
at Baylor	12/21/12																							
NORTHERN ARIZONA	12/27/12																							
vs. Virginia Tech	12/29/12																							
LMU	01/03/13																							
at San Francisco	01/05/13																							
PEPPERDINE	01/10/13																							
at Santa Clara	01/12/13																							
SAINT MARY'S	01/16/13																							
SAN DIEGO	01/19/13																							
at Gonzaga	01/24/13																							
at Portland	01/26/13																							
at Pepperdine	01/31/13																							
SANTA CLARA	02/02/13																							
at San Diego	02/07/13																							
SAN FRANCISCO	02/09/13																							
PORTLAND	02/16/13																							
at Saint Mary's	02/21/13																							
GONZAGA	02/28/13																							
at LMU	03/02/13																							
Totals			2	51	5	9	.556	0	0	.000	1	2	.500	4	5	9	4.5	5	0	1	4	2	11	5.5

**CAREER STATISTICS (ALL GAMES)**

Year	GP	GS	Min	Avg	FG	FGA	Pct	3FG	FGA	Pct	FT	FTA	Pct	Off	Def	TR	Avg	PF	FO	A	TO	Blk	Stl	Pts	Avg
2011-12	28	0	197	7.0	9	23	.391	1	5	.200	14	23	.609	16	22	38	1.4	21	0	12	12	3	4	33	1.2
2012-13	3	3	60	20.0	5	9	.556	0	0	.000	1	2	.500	4	5	9	3.0	8	0	1	4	3	1	11	3.7
TOTAL	31	3	257	8.3	14	32	.438	1	5	.200	15	25	.600	20	27	47	1.5	29	0	13	16	6	5	44	1.4

**CAREER STATISTICS (CONFERENCE GAMES)**

Year	GP	GS	Min	Avg	FG	FGA	Pct	3FG	FGA	Pct	FT	FTA	Pct	Off	Def	TR	Avg	PF	FO	A	TO	Blk	Stl	Pts	Avg
2011-12	13	0	63	4.8	0	4	.000	0	1	.000	10	14	.714	6	4	10	0.8	7	0	3	2	3	2	10	0.8
TOTAL	13	0	63	4.8	0	4	.000	0	1	.000	10	14	.714	6	4	10	0.8	7	0	3	2	3	2	10	0.8



## 13 — BROCK ZYLSTRA

6-6 • 210 • SENIOR • GUARD • LA VERNE, CALIF. (BONITA HS)

**2012-13 SEASON — PPG: 9.7 RPG: 3.0 APG: 2.0 SPG: 1.7 BPG: 0.0 FG%: .417 3FG%: .429 FT%: 1.000****Last Time Out**

- Against Notre Dame had 10 points, 3 rebounds, 4 assists and 4 steals

Scan for Zylstra's bio on  
BYUcougars.com**In 2012-13**

- Against Notre Dame had 10 points, 3 rebounds, 4 assists and 4 steals
- Scored 8 points and added 2 rebounds, one steal and one assist vs. Georgia State
- Against Tennessee State posted 11 points, 4 rebounds and 1 assist and hit 2 threes

**In 2011-12**

- Received the Most Improved Player Award at the team banquet
- Received Bronze Honors on the WCC Commissioner's Honor Roll
- Was 8th in the WCC in 3-point FG percentage, 10th in steals and 3-point FGs made and 15th in defensive rebounds
- Posted season highs of 26 points, 9 rebounds, 5 assists and 4 steals

**Other**

- Parents are Dave and Maxine Zylstra
- Wife's name is Sarah and they have a daughter, Sophia
- Served a mission for The Church of Jesus Christ of Latter-day Saints in New Zealand

**2012-13 SEASON HIGHS**

PTS	11, Tennessee State – 11/9/12
1st H	7, vs. Florida State – 11/16/12
2nd H	8, Tennessee State – 11/9/12
REB	4, Tennessee State – 11/9/12
AST	4, vs. Florida State – 11/16/12
STL	4, vs. Florida State – 11/16/12
BLK	—
FGM	4, Tennessee State – 11/9/12
FGA	10, vs. Florida State – 11/16/12
3PM	2, three times, last vs. FSU – 11/16/12
3PA	5, GSU – 11/13/12, vs. FSU – 11/16/12
FTM	2, vs. Florida State – 11/16/12
FTA	2, vs. Florida State – 11/16/12

**CAREER HIGHS**

PTS	26, Buffalo -- 12/20/11
REB	9, Portland – 2/25/12
AST	5, UCSB -- 12/22/11
STL	4, three times, last vs. FSU – 11/16/12
BLK	1, 8 times, last, vs. Marquette – 3/15/12
FGM	9, Buffalo -- 12/20/11
FGA	16, Buffalo -- 12/20/11
3PM	6, vs. San Francisco – 1/7/12
3PA	10, Buffalo -- 12/20/11
FTM	6, at Portland – 2/4/12
FTA	9, at Portland – 2/4/12

**MISCELLANEOUS**

	12-13	Career
Double-Figure PTS	2 (1-1)	11 (10-1)
20-plus Pts	0 (0-0)	4 (4-0)
Double-Figure REB	0 (0-0)	0 (0-0)
Double-Doubles	0 (0-0)	0 (0-0)
3-plus STL	1 (0-1)	4 (2-2)
3-plus BLK	0 (0-0)	0 (0-0)
3-plus 3-point FG	0 (0-0)	7 (7-0)
Scoring Leader	0 (0-0)	4 (4-0)
Rebound Leader	0 (0-0)	2 (2-0)
Assist Leader	0 (0-0)	1 (0-1)

**2012-13 GAME-BY-GAME**

Opponent	Date	GS	Min	FG	FGA	Pct	3FG	FGA	Pct	FT	FTA	Pct	Off	Def	TR	Avg	PF	FO	A	TO	Blk	Stl	Pts	Avg
TENNESSEE STATE	11/09/12	*	22	4	7	.571	2	4	.500	1	1	1.000	0	4	4	4.0	2	0	1	1	0	0	11	11.0
GEORGIA STATE	11/13/12	*	16	3	7	.429	2	5	.400	0	0	.000	0	2	2	3.0	3	0	1	1	0	1	8	9.5
vs. Florida State	11/16/12	*	31	3	10	.300	2	5	.400	2	2	1.000	1	2	3	3.0	3	0	4	0	0	4	10	9.7
vs. Notre Dame	11/17/12																							
UTSA	11/21/12																							
CS NORTHBRIDGE	11/24/12																							
vs. Montana	11/28/12																							
at Iowa State	12/01/12																							
UTAH STATE	12/05/12																							
UTAH	12/08/12																							
at Weber State	12/15/12																							
EASTERN NM	12/18/12																							
at Baylor	12/21/12																							
NORTHERN ARIZONA	12/27/12																							
vs. Virginia Tech	12/29/12																							
LMU	01/03/13																							
at San Francisco	01/05/13																							
PEPPERDINE	01/10/13																							
at Santa Clara	01/12/13																							
SAINT MARY'S	01/16/13																							
SAN DIEGO	01/19/13																							
at Gonzaga	01/24/13																							
at Portland	01/26/13																							
at Pepperdine	01/31/13																							
SANTA CLARA	02/02/13																							
at San Diego	02/07/13																							
SAN FRANCISCO	02/09/13																							
PORTLAND	02/16/13																							
at Saint Mary's	02/21/13																							
GONZAGA	02/28/13																							
at LMU	03/02/13																							
Totals		3	69	10	24	.417	6	14	.429	3	3	1.000	1	8	9	3.0	8	0	6	2	0	5	29	9.7

**CAREER STATISTICS (ALL GAMES)**

Year	GP	GS	Min	Avg	FG	FGA	Pct	3FG	FGA	Pct	FT	FTA	Pct	Off	Def	TR	Avg	PF	FO	A	TO	Blk	Stl	Pts	Avg
2009-10	20	0	63	3.2	7	18	.389	0	3	.000	5	8	.625	2	11	13	0.7	4	0	2	4	1	1	19	1.0
2010-11	29	0	150	5.2	10	32	.313	6	22	.273	7	12	.583	5	19	24	0.8	13	0	9	4	0	8	33	1.1
2011-12	34	28	959	28.2	97	213	.455	50	133	.376	38	59	.644	32	115	147	4.3	60	0	64	48	7	40	282	8.3
2012-13	3	3	69	23.0	10	24	.417	6	14	.429	3	3	1.000	1	8	9	3.0	8	0	6	2	0	5	29	9.7
TOTAL	86	31	1241	14.4	124	287	.432	62	172	.360	53	82	.646	40	153	193	2.2	85	0	81	58	8	54	363	4.2

**CAREER STATISTICS (CONFERENCE GAMES)**

Year	GP	GS	Min	Avg	FG	FGA	Pct	3FG	FGA	Pct	FT	FTA	Pct	Off	Def	TR	Avg	PF	FO	A	TO	Blk	Stl	Pts	Avg
2009-10	8	0	24	3.0	3	7	.429	0	1	.000	2	4	.500	1	1	2	0.3	2	0	1	2	0	0	8	1.0
2010-11	11	0	40	3.6	2	7	.286	0	3	.000	3	7	.429	2	5	7	0.6	4	0	2	0	0	2	7	0.6
2011-12	15	9	426	28.4	41	88	.466	20	57	.351	20	33	.606	17	57	74	4.9	27	0	23	19	2	17	122	8.1
TOTAL	34	9	490	14.4	46	102	.451	20	61	.328	25	44	.568	20	63	83	2.4	33	0	26	21	2	19	137	4.0



## 20 — ANSON WINDER

6-3 • 195 • SOPHOMORE • GUARD • LAS VEGAS, NEV. (BISHOP GORMAN HS)

2012-13 SEASON — PPG: 0.0 RPG: 0.0 APG: 0.0 SPG: 0.0 BPG: 0.0 FG%: .000 3FG%: .000 FT%: .000

## Last Time Out

- Saw first action of the season against Florida State

## In 2012-13

- Saw first action of the season against Florida State
- Did not play vs. Tennessee State due to a sprained ankle

## In 2011-12

- Started 15 times and played in 34 games
- Posted season highs of 20 points, 4 rebounds, 9 assists, 4 steals and 2 blocks
- Was 14th in the WCC in steals
- Was BYU's assist leader in 7 games, scored in double figures 5 times and had 3-plus steals 7 times

Scan for Winder's bio on  
BYUcougars.com

## 2012-13 SEASON HIGHS

PTS	—
1st H	—
2nd H	—
REB	—
AST	—
STL	—
BLK	—
FGM	—
FGA	—
3PM	—
3PA	—
FTM	—
FTA	—

## CAREER HIGHS

PTS	20, Buffalo — 12/20/11
REB	6, at San Francisco — 2/16/12
AST	9, vs Northern Arizona — 11/30/11
STL	4, vs Nevada — 11/25/11
BLK	2, vs Northern Arizona — 11/30/11
FGM	7, Buffalo — 12/20/11
FGA	9, vs Nevada — 11/25/11
3PM	6, Buffalo — 12/20/11
3PA	7, twice, last, Pepperdine — 2/11/12
FTM	3, twice, last, UCSB — 12/22/11
FTA	5, Longwood — 11/18/11

## MISCELLANEOUS

	12-13	Career
Double-Figure PTS	0 (0-0)	5 (5-0)
20-plus Pts	0 (0-0)	1 (1-0)
Double-Figure REB	0 (0-0)	0 (0-0)
Double-Doubles	0 (0-0)	0 (0-0)
3-plus STL	0 (0-0)	7 (5-2)
3-plus BLK	0 (0-0)	0 (0-0)
3-plus 3-point FG	0 (0-0)	2 (2-0)
Scoring Leader	0 (0-0)	0 (0-0)
Rebound Leader	0 (0-0)	1 (1-0)
Assist Leader	0 (0-0)	7 (7-0)

## 2012-13 GAME-BY-GAME

Opponent	Date	GS	Min	FG	FGA	Pct	3FG	FGA	Pct	FT	FTA	Pct	Off	Def	TR	Avg	PF	FO	A	TO	Blk	Stl	Pts	Avg
TENNESSEE STATE	11/09/12	DNP																						
GEORGIA STATE	11/13/12	DNP																						
vs. Florida State	11/16/12		1	0	0	.000	0	0	.000	0	0	.000	0	0	0	0.0	1	0	0	0	0	0	0	0.0
vs. Notre Dame	11/17/12																							
UTSA	11/21/12																							
CS NORTHBRIDGE	11/24/12																							
vs. Montana	11/28/12																							
at Iowa State	12/01/12																							
UTAH STATE	12/05/12																							
UTAH	12/08/12																							
at Weber State	12/15/12																							
EASTERN NM	12/18/12																							
at Baylor	12/21/12																							
NORTHERN ARIZONA	12/27/12																							
vs. Virginia Tech	12/29/12																							
LMU	01/03/13																							
at San Francisco	01/05/13																							
PEPPERDINE	01/10/13																							
at Santa Clara	01/12/13																							
SAINT MARY'S	01/16/13																							
SAN DIEGO	01/19/13																							
at Gonzaga	01/24/13																							
at Portland	01/26/13																							
at Pepperdine	01/31/13																							
SANTA CLARA	02/02/13																							
at San Diego	02/07/13																							
SAN FRANCISCO	02/09/13																							
PORTLAND	02/16/13																							
at Saint Mary's	02/21/13																							
GONZAGA	02/28/13																							
at LMU	03/02/13																							
Totals			0	1	0	0	.000	0	0	.000	0	0	.000	0	0	0	0.0	1	0	0	0	0	0	0.0


## CAREER STATISTICS (ALL GAMES)

Year	GP	GS	Min	Avg	FG	FGA	Pct	3FG	FGA	Pct	FT	FTA	Pct	Off	Def	TR	Avg	PF	FO	A	TO	Blk	Stl	Pts	Avg
2011-12	34	15	551	16.2	48	131	.366	25	84	.298	26	41	.634	3	50	53	1.6	40	0	57	32	3	35	147	4.3
2012-13	1	0	1	1.0	0	0	.000	0	0	.000	0	0	.000	0	0	0	0.0	1	0	0	0	0	0	0	0.0
TOTAL	35	15	552	15.8	48	131	.366	25	84	.298	26	41	.634	3	50	53	1.5	41	0	57	32	3	35	147	4.2

## CAREER STATISTICS (CONFERENCE GAMES)

Year	GP	GS	Min	Avg	FG	FGA	Pct	3FG	FGA	Pct	FT	FTA	Pct	Off	Def	TR	Avg	PF	FO	A	TO	Blk	Stl	Pts	Avg
2011-12	16	7	238	14.9	23	62	.371	10	36	.278	11	14	.786	1	26	27	1.7	26	0	19	11	0	20	67	4.2
TOTAL	16	7	238	14.9	23	62	.371	10	36	.278	11	14	.786	1	26	27	1.7	26	0	19	11	0	20	67	4.2





## 23 — CORY CALVERT

6-3 • 185 • FRESHMAN • GUARD • PARKER, COLO. (CHAPARRAL HS)

**2012-13 SEASON — PPG: 2.3 RPG: 0.3 APG: 0.7 SPG: 0.0 BPG: 0.0 FG%: .333 3FG%: .333 FT%: .000****Last Time Out**

- Scored 4 points and dished out 2 assists vs. Florida State

Scan for Calvert's bio on  
BYUcougars.com**In 2012-13**

- Scored 4 points and dished out 2 assists vs. Florida State
- Posted 3 points and 1 rebound vs. Tennessee State

**Before BYU**

- Prepped at Chaparral High School for Rob Johnson
- Named the 2012 5A MVP in Colorado by the Denver Post and MaxPreps.com
- Named first-team all-state, Continental League Player of the Year and the Joint Effort Co-Player of the Year
- Led Chaparral to the 2012 5A state title and a 25-3 record while averaging 22.3 points, 6.0 rebounds and 5.1 assists

**Other**

- Parents are Cory and Michelle
- Has three sisters
- Planning to serve a mission following the season

**2012-13 SEASON HIGHS**

PTS	4, vs. Florida State – 11/16/12
1st H	—
2nd H	4, vs. Florida State – 11/16/12
REB	1, Tennessee State – 11/9/12
AST	2, vs. Florida State – 11/16/12
STL	—
BLK	—
FGM	2, vs. Florida State – 11/16/12
FGA	5, vs. Florida State – 11/16/12
3PM	1, Tennessee State – 11/9/12
3PA	2, Tennessee State – 11/9/12
FTM	—
FTA	—

**MISCELLANEOUS**

	12-13	Career
Double-Figure PTS	0 (0-0)	0 (0-0)
20-plus Pts	0 (0-0)	0 (0-0)
Double-Figure REB	0 (0-0)	0 (0-0)
Double-Doubles	0 (0-0)	0 (0-0)
3-plus STL	0 (0-0)	0 (0-0)
3-plus BLK	0 (0-0)	0 (0-0)
3-plus 3-point FG	0 (0-0)	0 (0-0)
Scoring Leader	0 (0-0)	0 (0-0)
Rebound Leader	0 (0-0)	0 (0-0)
Assist Leader	0 (0-0)	0 (0-0)

**2012-13 GAME-BY-GAME**


Opponent	Date	GS	Min	FG	FGA	Pct	3FG	FGA	Pct	FT	FTA	Pct	Off	Def	TR	Avg	PF	FO	A	TO	Blk	Stl	Pts	Avg
TENNESSEE STATE	11/09/12		10	1	3	.333	1	2	.500	0	0	.000	0	1	1	1.0	0	0	0	0	0	0	3	3.0
GEORGIA STATE	11/13/12		8	0	1	.000	0	0	.000	0	0	.000	0	0	0	0.5	0	0	0	0	0	0	0	1.5
vs. Florida State	11/16/12		12	2	5	.400	0	1	.000	0	0	.000	0	0	0	0.3	3	0	2	1	0	0	4	2.3
vs. Notre Dame	11/17/12																							
UTSA	11/21/12																							
CS NORTHBRIDGE	11/24/12																							
vs. Montana	11/28/12																							
at Iowa State	12/01/12																							
UTAH STATE	12/05/12																							
UTAH	12/08/12																							
at Weber State	12/15/12																							
EASTERN NM	12/18/12																							
at Baylor	12/21/12																							
NORTHERN ARIZONA	12/27/12																							
vs. Virginia Tech	12/29/12																							
LMU	01/03/13																							
at San Francisco	01/05/13																							
PEPPERDINE	01/10/13																							
at Santa Clara	01/12/13																							
SAINT MARY'S	01/16/13																							
SAN DIEGO	01/19/13																							
at Gonzaga	01/24/13																							
at Portland	01/26/13																							
at Pepperdine	01/31/13																							
SANTA CLARA	02/02/13																							
at San Diego	02/07/13																							
SAN FRANCISCO	02/09/13																							
PORTLAND	02/16/13																							
at Saint Mary's	02/21/13																							
GONZAGA	02/28/13																							
at LMU	03/02/13																							
Totals			0	30	3	9	.333	1	3	.333	0	0	.000	0	1	1	0.3	3	0	2	1	0	7	2.3

**CAREER STATISTICS (ALL GAMES)**

Year	GP	GS	Min	Avg	FG	FGA	Pct	3FG	FGA	Pct	FT	FTA	Pct	Off	Def	TR	Avg	PF	FO	A	TO	Blk	Stl	Pts	Avg
2012-13	3	0	30	10.0	3	9	.333	1	3	.333	0	0	.000	0	1	1	0.3	3	0	2	1	0	0	7	2.3
TOTAL	3	0	30	10.0	3	9	.333	1	3	.333	0	0	.000	0	1	1	0.3	3	0	2	1	0	0	7	2.3

**CAREER STATISTICS (CONFERENCE GAMES)**

Year	GP	GS	Min	Avg	FG	FGA	Pct	3FG	FGA	Pct	FT	FTA	Pct	Off	Def	TR	Avg	PF	FO	A	TO	Blk	Stl	Pts	Avg
2012-13	0	0	0	0.0	0	0	.000	0	0	.000	0	0	.000	0	0	0	0.0	0	0	0	0	0	0	0	0.0
TOTAL	0	0	0	0.0	0	0	.000	0	0	.000	0	0	.000	0	0	0	0.0	0	0	0	0	0	0	0	0.0

**33 — NATE AUSTIN**

6-11 • 230 • SOPHOMORE • FORWARD • ALPINE, UTAH (LONE PEAK HS)

**2012-13 SEASON — PPG: 4.0 RPG: 6.3 APG: 0.7 SPG: 0.3 BPG: 1.3 FG%: .333 3FG%: .000 FT%: .500****Last Time Out**

- Had 4 points, 8 rebounds and 1 steal vs. Florida State

**In 2012-13**

- Had 4 points, 8 rebounds and 1 steal vs. Florida State
- Had 4 points, 4 boards, 2 assists and 2 blocks against Georgia State
- Totaled 4 points, 7 rebounds and 2 blocks vs. Tennessee State

**In 2011-12**

- Played in every game this season and started 1 game
- Posted season highs of 15 points, 10 rebounds, 3 assists and 2 blocks
- Tied for 10th in the WCC in offensive rebounds in league games
- Career-high 15 points came on 7 of 8 shooting vs. Weber State
- Hit 3-pointers in four-straight games (Northern Arizona, Oregon, Weber State, Utah)

**Other**

- Served a mission for The Church of Jesus Christ of Latter-day Saints in McAllen, Texas
- Also recruited by Boise State and Utah State

Scan for Austin's bio on  
BYUcougars.com**2012-13 SEASON HIGHS**

PTS	4, three times, last vs. FSU – 11/16/12
1st H	4, three times, last vs. FSU – 11/16/12
2nd H	—
REB	8, vs. Florida State – 11/16/12
AST	2, Georgia State – 11/13/12
STL	1, vs. Florida State – 11/16/12
BLK	2, TSU – 11/9/12, GSU – 11/13/12
FGM	2, TSU – 11/9/12, GSU – 11/13/12
FGA	6, vs. Florida State – 11/16/12
3PM	—
3PA	1, vs. Florida State – 11/16/12
FTM	2, vs. Florida State – 11/16/12
FTA	4, vs. Florida State – 11/16/12

**CAREER HIGHS**

PTS	15, Weber State -- 12/07/11
REB	10, at Gonzaga -- 2/23/12
AST	3, vs. San Diego -- 3/2/12
STL	1, 10 times, last vs. FSU – 11/16/12
BLK	2, four times, last, GSU – 11/13/12
FGM	7, Weber State -- 12/07/11
FGA	8, Weber State -- 12/07/11
3PM	1, 7 times, last, vs. Iona – 3/13/12
3PA	2, 8 times, last, vs. Iona – 3/13/12
FTM	3, Buffalo -- 12/20/11
FTA	4, 4 times, last vs. FSU – 11/16/12

**MISCELLANEOUS**

	12-13	Career
Double-Figure PTS	0 (0-0)	3 (2-1)
20-plus Pts	0 (0-0)	0 (0-0)
Double-Figure REB	0 (0-0)	0 (0-0)
Double-Doubles	0 (0-0)	0 (0-0)
3-plus STL	0 (0-0)	1 (1-0)
3-plus BLK	0 (0-0)	0 (0-0)
3-plus 3-point FG	0 (0-0)	2 (1-1)
Scoring Leader	0 (0-0)	0 (0-0)
Rebound Leader	1 (1-0)	1 (1-0)
Assist Leader	0 (0-0)	6 (3-3)

**2012-13 GAME-BY-GAME**


Opponent	Date	GS	Min	FG	FGA	Pct	3FG	FGA	Pct	FT	FTA	Pct	Off	Def	TR	Avg	PF	FO	A	TO	Blk	Stl	Pts	Avg
TENNESSEE STATE	11/09/12		17	2	4	.500	0	0	.000	0	0	.000	1	6	7	7.0	4	0	0	0	2	0	4	4.0
GEORGIA STATE	11/13/12		16	2	5	.400	0	0	.000	0	0	.000	0	4	4	5.5	1	0	2	1	2	0	4	4.0
vs. Florida State	11/16/12		22	1	6	.167	0	1	.000	2	4	.500	6	2	8	6.3	2	0	0	1	0	1	4	4.0
vs. Notre Dame	11/17/12																							
UTSA	11/21/12																							
CS NORTHBRIDGE	11/24/12																							
vs. Montana	11/28/12																							
at Iowa State	12/01/12																							
UTAH STATE	12/05/12																							
UTAH	12/08/12																							
at Weber State	12/15/12																							
EASTERN NM	12/18/12																							
at Baylor	12/21/12																							
NORTHERN ARIZONA	12/27/12																							
vs. Virginia Tech	12/29/12																							
LMU	01/03/13																							
at San Francisco	01/05/13																							
PEPPERDINE	01/10/13																							
at Santa Clara	01/12/13																							
SAINT MARY'S	01/16/13																							
SAN DIEGO	01/19/13																							
at Gonzaga	01/24/13																							
at Portland	01/26/13																							
at Pepperdine	01/31/13																							
SANTA CLARA	02/02/13																							
at San Diego	02/07/13																							
SAN FRANCISCO	02/09/13																							
PORTLAND	02/16/13																							
at Saint Mary's	02/21/13																							
GONZAGA	02/28/13																							
at LMU	03/02/13																							
Totals		0	55	5	15	.333	0	1	.000	2	4	.500	7	12	19	6.3	7	0	2	2	4	1	12	4.0

**CAREER STATISTICS (ALL GAMES)**

Year	GP	GS	Min	Avg	FG	FGA	Pct	3FG	FGA	Pct	FT	FTA	Pct	Off	Def	TR	Avg	PF	FO	A	TO	Blk	Stl	Pts	Avg
2011-12	35	1	450	12.9	58	107	.542	7	23	.304	20	39	.513	53	79	132	3.8	95	6	19	20	15	9	143	4.1
2012-13	3	0	55	18.3	5	15	.333	0	1	.000	2	4	.500	7	12	19	6.3	7	0	2	2	4	1	12	4.0
TOTAL	38	1	505	13.3	63	122	.516	7	24	.292	22	43	.512	60	91	151	4.0	102	6	21	22	19	10	155	4.1

**CAREER STATISTICS (CONFERENCE GAMES)**

Year	GP	GS	Min	Avg	FG	FGA	Pct	3FG	FGA	Pct	FT	FTA	Pct	Off	Def	TR	Avg	PF	FO	A	TO	Blk	Stl	Pts	Avg
2011-12	16	1	230	14.4	28	52	.538	2	10	.200	12	22	.545	33	36	69	4.3	48	4	9	8	5	5	70	4.4
TOTAL	16	1	230	14.4	28	52	.538	2	10	.200	12	22	.545	33	36	69	4.3	48	4	9	8	5	5	70	4.4



## 42 — IAN HARWARD

6-11 • 215 • FRESHMAN • CENTER • OREM, UTAH (OREM HS)

**2012-13 SEASON — PPG: 0.0 RPG: 0.7 APG: 0.0 SPG: 0.0 BPG: 0.0 FG%: .000 3FG%: .000 FT%: .000****Last Time Out**

- Had 1 rebound vs. Florida State

**In 2012-13**

- Had 1 rebound vs. Florida State and 1 vs. Georgia State

**Before BYU**

- Helped Orem to a 15-7 record
- Averaged 14.0 points per game
- Played for Mike O'Connor and Mike Conner
- Played for the Pump 'N Run AAU team run by John Palica and coached by O'Connor and Todd Phillips
- Registered 35 points, 13 rebounds and 10 blocks in a Tri-City Tournament game near Seattle

Scan for Harward's bio on  
BYUcougars.com**2012-13 SEASON HIGHS**

PTS	—
1st H	—
2nd H	—
REB	1, GSU – 11/13/12, vs. FSU – 11/16/12
AST	—
STL	—
BLK	—
FGM	—
FGA	1, Georgia State – 11/13/12
3PM	—
3PA	—
FTM	—
FTA	—

**MISCELLANEOUS**

	12-13	Career
Double-Figure PTS	0 (0-0)	0 (0-0)
20-plus Pts	0 (0-0)	0 (0-0)
Double-Figure REB	0 (0-0)	0 (0-0)
Double-Doubles	0 (0-0)	0 (0-0)
3-plus STL	0 (0-0)	0 (0-0)
3-plus BLK	0 (0-0)	0 (0-0)
3-plus 3-point FG	0 (0-0)	0 (0-0)
Scoring Leader	0 (0-0)	0 (0-0)
Rebound Leader	0 (0-0)	0 (0-0)
Assist Leader	0 (0-0)	0 (0-0)

**Other**

- Parents are Brad and Alice Harward
- Wife's name is Sarah
- Served a mission for The Church of Jesus Christ of Latter-day Saints in San Antonio, Texas

**2012-13 GAME-BY-GAME**

Opponent	Date	GS	Min	FG	FGA	Pct	3FG	FGA	Pct	FT	FTA	Pct	Off	Def	TR	Avg	PF	FO	A	TO	Blk	Stl	Pts	Avg
TENNESSEE STATE	11/09/12		2	0	0	.000	0	0	.000	0	0	.000	0	0	0	0.0	2	0	0	0	0	0	0	0.0
GEORGIA STATE	11/13/12		2	0	1	.000	0	0	.000	0	0	.000	0	1	1	0.5	1	0	0	1	0	0	0	0.0
vs. Florida State	11/16/12		2	0	0	.000	0	0	.000	0	0	.000	1	0	1	0.7	2	0	0	1	0	0	0	0.0
vs. Notre Dame	11/17/12																							
UTSA	11/21/12																							
CS NORTHBRIDGE	11/24/12																							
vs. Montana	11/28/12																							
at Iowa State	12/01/12																							
UTAH STATE	12/05/12																							
UTAH	12/08/12																							
at Weber State	12/15/12																							
EASTERN NM	12/18/12																							
at Baylor	12/21/12																							
NORTHERN ARIZONA	12/27/12																							
vs. Virginia Tech	12/29/12																							
LMU	01/03/13																							
at San Francisco	01/05/13																							
PEPPERDINE	01/10/13																							
at Santa Clara	01/12/13																							
SAINT MARY'S	01/16/13																							
SAN DIEGO	01/19/13																							
at Gonzaga	01/24/13																							
at Portland	01/26/13																							
at Pepperdine	01/31/13																							
SANTA CLARA	02/02/13																							
at San Diego	02/07/13																							
SAN FRANCISCO	02/09/13																							
PORTLAND	02/16/13																							
at Saint Mary's	02/21/13																							
GONZAGA	02/28/13																							
at LMU	03/02/13																							
Totals			0	4	0	1	.000	0	0	.000	0	0	.000	0	1	1	0.5	3	0	0	1	0	0	0.0

**CAREER STATISTICS (ALL GAMES)**

Year	GP	GS	Min	Avg	FG	FGA	Pct	3FG	FGA	Pct	FT	FTA	Pct	Off	Def	TR	Avg	PF	FO	A	TO	Blk	Stl	Pts	Avg
2012-13	3	0	6	2.0	0	1	.000	0	0	.000	0	0	.000	1	1	2	0.7	5	0	0	2	0	0	0	0.0
TOTAL	3	0	6	2.0	0	1	.000	0	0	.000	0	0	.000	1	1	2	0.7	5	0	0	2	0	0	0	0.0

**CAREER STATISTICS (CONFERENCE GAMES)**

Year	GP	GS	Min	Avg	FG	FGA	Pct	3FG	FGA	Pct	FT	FTA	Pct	Off	Def	TR	Avg	PF	FO	A	TO	Blk	Stl	Pts	Avg
2012-13	0	0	0	0.0	0	0	.000	0	0	.000	0	0	.000	0	0	0	0.0	0	0	0	0	0	0	0	0.0
TOTAL	0	0	0	0.0	0	0	.000	0	0	.000	0	0	.000	0	0	0	0.0	0	0	0	0	0	0	0	0.0

**5 players scored in double figures**

2/4/12 at Portland, 79-60 W, Davies - 18, Carlino - 13, Hartsock - 12, Cusick - 12, Zylstra - 12

**6 players scored in double figures**

12/7/11 vs. Weber State, 94-66 W, Hartsock - 19, Austin - 15, Abouo - 15, Rogers - 15, Zylstra - 15, Davies - 11

**No players scored in double figures**

2/21/05 at Air Force, 39-70 L

**One player recorded a double-double**

3/15/12 vs. Iona  
Brandon Davies, 19 points, 12 rebounds

**Two players record a double-double**

2/23/12 at Gonzaga  
Brandon Davies, 23 points, 10 rebounds  
Charles Abouo, 10 points, 10 rebounds

**Two double-digit rebounders**

2/23/12 at Gonzaga  
Davies, Abouo and Austin - 10 rebounds

**Six players had 5 or more rebounds**

1/1/11 vs. Fresno Pacific, C. Collinsworth-8, Rogers-5, Emery-5, Hartsock-5, Abouo-5, Davies-5

**Five players had 6 or more rebounds**

11/20/10 vs. Chicago State, Abouo-8, K. Collinsworth-7, Rogers-7, Anderson-6, C. Collinsworth-6, Davies-6

**Four players had 9 or more rebounds**

12/30/06 vs. Seton Hall, Cummand-12, Plaisted-9  
Young-9, Ainge-9

**Two players fouled out**

2/23/12 vs. Saint Mary's  
Brandon Davies, Nate Austin

**Three or more players fouled out**

1/3/09 vs. Wake Forest  
Chris Miles, Gavin MacGregor, Charles Abouo

**A BYU player received a technical foul**

2/23/12 at Gonzaga - Brandon Davies

**An opponent player received a technical foul**

12/29/11 vs. Saint Mary's - Stephen Holt

**A BYU Coach received a technical foul**

3/8/12 vs. Gonzaga - Dave Rose

**An opponent Coach received a technical foul**

12/20/11 vs. Buffalo - Reggie Witherspoon

**A BYU player ejected from a game**

11/23/02 vs. Kansas State  
Travis Hansen (2 technical fouls)

**An opponent player ejected from a game**

1/30/10 vs. Utah - Marshall Henderson (flagrant foul)

**A coach ejected from the game**

11/30/05 vs. Lamar (at Delta Center)  
Lamar coach Billy Tubbs (2 technical fouls)

**AT LEAST two players scored 20+ points**

11/13/12 vs. Georgia State, Davies 28, Zylstra 22

**Three players scored 20+ points**

1/14/12 vs. Santa Clara, Davies 23, Carlino 21, Hartsock 21

**Four players scored 20+ points**

1/13/79 vs. UNM, D. Ainge-27, Scott Runia-25, Devin Durrant-20, Alan Taylor-20

**Two players scored 25+ points**

3/18/10 vs. Florida-NCAA 1st Round  
Jimmer Fredette 37, Michael Loyd, Jr. 26

**A player scored 30+ points**

2/16/12 at San Francisco, Matt Carlino, 30

**A player attempted 20 or more field goals**

11/16/12 vs. Florida State, Tyler Haws, 20

**A player with 5 or more steals**

2/23/12 at Gonzaga, Brandon Davies, 6

**A player had double-digit assists**

11/13/12 vs. Tennessee State, Matt Carlino, 10

**A player made double-digit free throws**

1/21/12 at Pepperdine, Brandon Davies (15-18)

**A player shot 100% at the free throw line (min. 8 atts)**

2/4/12 at Portland, Noah Hartsock (12-12)

**A player shot 100% from the floor (min. 5 atts)**

1/7/12 vs. San Francisco, Brock Zylstra (8-8)

**A player shot 100% on threes (min. 3 atts)**

1/7/12 vs. San Francisco, Brock Zylstra (6-6)

**Did not make a three**

11/22/96 vs. CS Fullerton (0-9)

**Last time opponent did not make a three**

2/2/08 at Wyoming (0-15)

**BYU had six or fewer turnovers**

1/11/11 at Utah, 5

**BYU committed 25-plus turnovers**

12/15/07 vs. Pepperdine, 86-67 W (29)

**BYU committed 11 or less team fouls in a game**

1/21/12 at Pepperdine, 11

**BYU scored 90 points**

1/14/12 vs. Santa Clara, 95-78 W

**BYU scored 100 points**

3/5/11 vs. Wyoming, 102-78 W

**BYU scored 110 points**

12/22/09 vs. Nevada 110-104 W

**BYU scored less than 50 points in a game**

1/15/08 at UNLV 41-70 L

**Held opponent to less than 50 points in a game**

12/10/11 at Utah 61-42 W

**BYU scored less than 40 points in a game**

2/21/05 at Air Force 39-70 L

**Held opponent to less than 40 points in a game**

11/23/10 vs. Mississippi Valley State 83-36 W

**Shot 60% from the field**

3/6/10 at TCU, (.623), 38-61

**Opponent shot 60% from the field**

12/22/05 at Utah State, (.600), 36-60

**Shot 70% from the field in a half**

3/6/10 at TCU, (.720), 18-25

**Did not miss a 2-point FG attempt in a half**

2/23/04 vs. Air Force, 13-13 inside the arc, (14-17, .824 overall)

**Shot less than 30% from the field**

2/21/05 at Air Force, (.280), 14-50

**Shot 100% from the free throw line**

11/26/11 vs. Wisconsin (11-11)

**Shot 90% from the free throw line (at least 10 attempts)**

11/30/11 vs. Northern Arizona, (.900), 9-10

**Shot less than 50% from the free throw line**

11/20/08 vs. North Florida, (.400), 4-10

**Shot 60% on 3-pointers**

1/7/12 vs. San Francisco, (.632), 12-19

**Shot 70% on 3-pointers**

1/26/08 vs. New Mexico, (.813), 13-16

**Opponent scored less than 20 points in the 1st half**

12/10/11 at Utah, 17 (25-17, 61-42 W)

**Opponent scored less than 20 points in the 2nd half**

3/13/12 vs. Iona, 17 (38-17, 78-72 W)

**BYU scored less than 20 points in the 1st half**

2/21/05 at Air Force, 13 (BYU trailed 13-37)

**BYU scored less than 20 points in the 2nd half**

1/15/00 vs. Utah, 19

**Opponent scored 50 or more points in a half**

3/13/12 vs. Iona, 55 (first half)

**BYU scored 50 or more points in the first half**

1/11/11 at Utah, 53

**BYU scored 50 or more points in the second half**

1/14/12 vs. Santa Clara, 50

**BYU scored 60 or more points in the first half**

11/20/10 vs. Chicago State, 60

**BYU scored 60 or more points in the second half**

12/22/09 vs. Nevada, 64

**Won by 50 or more points (largest margin ever)**

12/22/06 vs. W. Oregon (62) 102-40

**Won by 50 or more points**

11/23/10 vs. Mississippi Valley State (50) 86-36

**Won by 40 or more points**

11/23/10 vs. Mississippi Valley State (50) 86-36

**Won by 30 or more points**

2/11/12 vs. Pepperdine (38) 86-48

**Won by 25 or more points**

1/7/12 vs. San Francisco (25) 81-56

**Lost by 35-plus points**

11/22/04 vs. North Carolina (36) 86-50

**Lost by 30-plus points**

2/21/05 at Air Force (31) 39-70

**Lost by 25-plus points**

1/15/08 at UNLV (29) 70-41

**Played an overtime game**

3/24/11 vs. Florida, 74-83 (OT)

**Won in single overtime**

2/26/08 at New Mexico, 70-69

**Lost in overtime**

3/24/11 vs. Florida, 74-83 (OT)

**Played a double OT game**

11/26/10 vs. South Florida, 77-75 (2OT)

**Played a triple OT game**

2/28/98 at UTEP 76-75 W 3OT

**Won 15-straight games**

2009-10 (15)

**Won 10-straight games**

2010-11 (10)

**Lost 3-straight games**

2004-05 (three times)  
last time - @ New Mexico, @ Air Force, @ Utah

**Lost 4-straight games**

2004-05 @ New Mexico, @ Air Force, @ Utah, UNLV

**Lost 5-straight games**

2004-05 @ UNM, @ AFA, @ Utah, UNLV, vs. UNM (at MWC)

**Lost 9-straight games**

1997-98

**Lost 10-straight games**

1996-97 (21) - school record

**Played an NCAA Tournament game**

3/15/12 vs. Marquette-NCAA 2nd Round, 68-88

**Won an NCAA Tournament game**

3/13/12 vs. Iona-NCAA 1st Round, 78-72

**Won two NCAA Tournament games**

1980-81 Princeton 60-51, UCLA 78-55, Notre Dame 51-50, then lost to Virginia 60-74  
2010-11 Wofford 74-66, Gonzaga 89-67

**Won three NCAA Tournament games**

1980-81 Princeton 60-51, UCLA 78-55, Notre Dame 51-50, then lost to Virginia 60-74

**Played in the NIT**

3/15/06 at Houston 67-77 L

**Won an NIT game**

3/14/02 vs. UC Irvine 78-55 W

**Won two NIT games**

1999-00 Bowling Green 81-54, So. Illinois 82-57  
Then lost to Notre Dame in quarterfinals

**Won three NIT games**

1965-66 NIT CHAMPIONS  
1950-51 NIT CHAMPIONS

**Won a conference tournament**

2000-01

**Won a regular season conference title**

2010-11

**Won a conference regular season outright**

2007-08

**Defeated a ranked team**

2/2/12 vs. Gonzaga (24/RV), 83-73

**Defeated a ranked team at home**

2/2/12 vs. Gonzaga (24/RV), 83-73

**Defeated a ranked team on the road**

2/26/11 at SDSU (6/4), 80-67

**Was ranked in the top 25 AP Poll**

3/14/11 Ranked 10th

**Was ranked in the top 25 Coaches Poll**

3/29/11 Ranked 13th

**Finished season ranked in the top 25 polls**

2010-11 10th (AP), 13th (Coaches)

## Official Basketball Box Score -- Game Totals -- Final Statistics

Tennessee State vs BYU

11/09/12 7:05 pm at Provo, Utah, Marriott Center

## Tennessee State 66 • 0-1, 0-0 OVC

#	Player	Total		3-Ptr		Rebounds			PF	TP	A TO Blk Stl				Min
		FG-FGA	FG-FGA	FT-FTA	Off Def Tot	PF	TP	A TO Blk Stl							
01	THORNTON, Kellen	*	9-18	2-5	0-0	4	4	8	2	20	1	3	0	1	31
02	MILLER, Patrick	*	3-10	2-3	4-4	0	4	4	4	12	9	3	0	3	33
04	RHETT, M.J.	*	1-3	0-0	3-5	3	5	8	3	5	0	2	0	1	17
33	COVINGTON, Robert	*	2-12	0-2	5-6	1	4	5	5	9	1	1	2	2	19
45	CYPHERS, Jordan	*	2-8	1-4	2-3	0	1	1	2	7	0	3	2	1	25
03	BUTCHER, Kharon	*	1-6	1-4	0-0	1	2	3	4	3	2	0	0	0	21
05	HARRIS, Jay	*	0-0	0-0	0-2	1	0	1	3	0	1	3	0	0	13
22	FREDRICK, Tashan	*	0-0	0-0	0-0	0	1	1	0	0	0	0	0	0	6
24	McCLUNG, Devante	*	1-2	0-0	0-1	0	2	2	1	2	0	2	0	0	10
32	WELLIAN, Chae'd	*	0-2	0-1	0-0	0	0	0	0	0	0	0	0	0	5
44	GREEN, Michael	*	4-7	0-2	0-2	2	2	4	0	8	1	0	0	0	20
Team						2	1	3							
Totals			23-68	6-21	14-23	14	26	40	24	66	15	17	4	8	200

FG % 1st Half: 10-26 38.5% 2nd half: 13-42 31.0% Game: 23-68 33.8% Deadball Rebounds 3  
 3FG % 1st Half: 4-11 36.4% 2nd half: 2-10 20.0% Game: 6-21 28.6%  
 FT % 1st Half: 4-7 57.1% 2nd half: 10-16 62.5% Game: 14-23 60.9%

## BYU 81 • 1-0, 0-0 WCC

#	Player	Total		3-Ptr		Rebounds			PF	TP	A TO Blk Stl				Min
		FG-FGA	FG-FGA	FT-FTA	Off Def Tot	PF	TP	A TO Blk Stl							
00	DAVIES, Brandon	*	7-9	0-0	2-4	0	7	7	4	16	3	5	4	2	31
03	HAWS, Tyler	*	7-15	0-2	8-9	0	4	4	1	22	1	1	0	0	30
10	CARLINO, Matt	*	3-6	0-3	3-4	0	5	5	2	9	10	4	0	1	30
12	SHARP, Josh	*	3-5	0-0	1-2	1	2	3	3	7	1	3	2	0	26
13	ZYLSTRA, Brock	*	4-7	2-4	1-1	0	4	4	2	11	1	1	0	0	22
01	DELGADO, Raul	*	0-0	0-0	0-0	0	0	0	0	0	0	0	0	1	5
02	CUSICK, Craig	*	2-4	1-1	1-5	0	4	4	0	6	4	3	0	0	22
05	AMBROSINO, Agustin	*	1-2	1-2	0-0	0	0	0	1	3	0	0	0	0	5
23	CALVERT, Cory	*	1-3	1-2	0-0	0	1	1	0	3	0	0	0	0	10
33	AUSTIN, Nate	*	2-4	0-0	0-0	1	6	7	4	4	0	0	2	0	17
42	HARWARD, Ian	*	0-0	0-0	0-0	0	0	0	2	0	0	0	0	0	2
Team						1	4	5							
Totals			30-55	5-14	16-25	3	37	40	19	81	20	17	8	4	200

FG % 1st Half: 14-29 48.3% 2nd half: 16-26 61.5% Game: 30-55 54.5% Deadball Rebounds 5  
 3FG % 1st Half: 2-9 22.2% 2nd half: 3-5 60.0% Game: 5-14 35.7%  
 FT % 1st Half: 4-5 80.0% 2nd half: 12-20 60.0% Game: 16-25 64.0%

Officials: James Giron, Marc Beasley, Jeffrey Kent  
 Technical fouls: Tennessee State-None. BYU-None.  
 Attendance: 16283

Score by periods	1st	2nd	Total
Tennessee State	28	38	66
BYU	34	47	81

Last FG - TSU 2nd-01:13, BYU 2nd-00:49.  
 Largest lead - TSU by 5 1st-12:52, BYU by 19 2nd-02:07.

Score tied - 5 times.  
 Lead changed - 8 times.

## Official Basketball Box Score -- Game Totals -- Final Statistics

Florida State vs BYU

11/16/12 7:10 p.m. at Brooklyn, N.Y. (Barclays Center)

## Florida State 88 • 2-1

#	Player	Total		3-Ptr		Rebounds			PF	TP	A TO Blk Stl				Min
		FG-FGA	FG-FGA	FT-FTA	Off Def Tot	PF	TP	A TO Blk Stl							
10	White, Okaro	f	5-6	1-2	6-7	0	6	6	2	17	2	2	2	0	23
11	Turpin, Kiel	c	1-3	0-0	0-0	3	2	5	1	2	1	0	2	1	14
05	Brandon, Montay	g	0-3	0-2	1-4	0	3	3	3	1	3	2	0	0	19
21	Snaer, Michael	g	4-9	3-5	5-5	0	10	10	2	16	4	5	0	1	32
30	Miller, Ian	g	6-8	3-5	0-0	2	1	3	3	15	2	2	0	0	27
01	Bookert, Devon		5-7	3-4	2-3	1	4	5	4	15	5	2	1	1	20
02	Shannon, Terrance		4-6	0-0	0-1	0	3	3	4	8	0	1	0	0	16
14	Gilchrist, Robert		0-1	0-0	0-0	0	0	0	0	0	0	0	1	0	5
15	Bojanovsky, Boris		1-1	0-0	2-2	0	2	2	1	4	2	1	2	1	18
25	Thomas, Aaron		2-4	0-0	2-4	1	1	2	1	6	1	2	0	0	14
31	Whisnant, Terry		1-2	1-2	1-1	0	0	0	1	4	0	1	0	0	10
50	Ojo, Michael		0-0	0-0	0-0	0	0	0	1	0	0	0	0	0	2
Team						1	1	2			2				
Totals			29-50	11-20	19-27	8	33	41	23	88	20	20	8	4	200

FG % 1st Half: 15-25 60.0% 2nd half: 14-25 56.0% Game: 29-50 58.0% Deadball Rebounds 2  
 3FG % 1st Half: 4-8 50.0% 2nd half: 7-12 58.3% Game: 11-20 55.0%  
 FT % 1st Half: 10-13 76.9% 2nd half: 9-14 64.3% Game: 19-27 70.4%

## BYU 70 • 2-1

#	Player	Total		3-Ptr		Rebounds			PF	TP	A TO Blk Stl				Min
		FG-FGA	FG-FGA	FT-FTA	Off Def Tot	PF	TP	A TO Blk Stl							
00	DAVIES, Brandon	f	6-11	1-1	6-8	2	3	5	4	19	1	3	2	0	21
12	SHARP, Josh	f	0-0	0-0	0-0	0	0	0	3	0	0	0	1	0	9
03	HAWS, Tyler	g	10-20	1-4	2-2	6	3	9	3	23	5	3	1	3	35
10	CARLINO, Matt	g	0-9	0-4	0-1	2	1	3	0	0	2	2	0	0	16
13	ZYLSTRA, Brock	g	3-10	2-5	2-2	1	2	3	3	10	4	0	0	4	31
01	DELGADO, Raul		0-2	0-1	0-0	0	0	0	1	0	1	0	0	0	7
02	CUSICK, Craig		3-11	2-7	2-2	1	1	2	3	10	3	0	0	1	30
05	AMBROSINO, Agustin		0-1	0-1	0-0	0	1	1	1	0	0	1	1	1	14
20	WINDER, Anson		0-0	0-0	0-0	0	0	0	1	0	0	0	0	0	1
23	CALVERT, Cory		2-5	0-1	0-0	0	0	0	3	4	2	1	0	0	12
33	AUSTIN, Nate		1-6	0-1	2-4	6	2	8	2	4	0	1	0	1	22
42	HARWARD, Ian		0-0	0-0	0-0	1	0	1	2	0	0	1	0	0	2
Team						3	5	8							
Totals			25-75	6-25	14-19	22	18	40	26	70	18	12	5	10	200

FG % 1st Half: 13-36 36.1% 2nd half: 12-39 30.8% Game: 25-75 33.3% Deadball Rebounds 1  
 3FG % 1st Half: 3-12 25.0% 2nd half: 3-13 23.1% Game: 6-25 24.0%  
 FT % 1st Half: 6-7 85.7% 2nd half: 8-12 66.7% Game: 14-19 73.7%

Officials: Karl Hess, Les Jones, Ray Natili  
 Technical fouls: Florida State-None. BYU-None.  
 Attendance:

Score by periods	1st	2nd	Total
Florida State	44	44	88
BYU	35	35	70

Last FG - FS 2nd-04:01, BYU 2nd-02:08.  
 Largest lead - FS by 27 2nd-09:47, BYU None.

Score tied - 1 time.  
 Lead changed - 0 times.

## Official Basketball Box Score -- Game Totals -- Final Statistics

Georgia State vs BYU

11/13/12 7:05 pm at Provo, Utah, Marriott Center

## Georgia State 62 • 0-2

#	Player	Total		3-Ptr		Rebounds			PF	TP	A TO Blk Stl				Min
		FG-FGA	FG-FGA	FT-FTA	Off Def Tot	PF	TP	A TO Blk Stl							
12	White, Devonta	*	5-17	0-6	4-4	1	4	5	0	14	3	5	0	3	36
22	Hunter, R.J.	*	2-9	0-5	8-9	2	5	7	1	12	2	2	1	2	34
23	Atkins, Manny	*	9-18	3-6	0-0	2	6	8	2	21	1	1	0	3	36
33	Crider, Markus	*	0-0	0-0	0-0	0	1	1	1	0	0	2	0	0	13
45	Burguillos, Denny	*	4-6	0-0	1-2	3	3	6	4	9	0	0	1	1	28
02	Green, Ryann	*	0-1	0-1	0-0	0	0	0	0	0	0	0	0	0	1
20	Travers, David	*	0-0	0-0	0-0	0	0	0	0	0	1	0	0	1	3
21	Solomon, Cameron	*	0-3	0-0	0-0	1	0	1	0	0	0	2	0	0	5
25	Richardson, Rashaad	*	3-9	0-4	0-0	0	2	2	4	6	2	1	0	3	32
31	Shipes, T.J.	*	0-2	0-0	0-0	1	0	1	2	0	0	1	0	0	8
50	Vincent, James	*	0-0	0-0	0-0	1	0	1	0	0	0	0	1	0	4
Team						0	1	1							
Totals			23-65	3-22	13-15	11	22	33	14	62	9	14	3	13	200

FG % 1st Half: 9-34 26.5% 2nd half: 14-31 45.2% Game: 23-65 35.4% Deadball Rebounds 0  
 3FG % 1st Half: 2-12 16.7% 2nd half: 1-10 10.0% Game: 3-22 13.6%  
 FT % 1st Half: 6-6 100.0% 2nd half: 7-9 77.8% Game: 13-15 86.7%

## BYU 80 • 2-0

#	Player		Total		3-Ptr		Rebounds			PF	TP	A TO Blk Stl				Min
			FG-FGA	FG-FGA	FT-FTA	Off	Def	Tot								
00	DAVIES, Brandon	*	10-14	0-0	8-10	2	7	9	3	28	3	3	3	2	29	
03	HAWS, Tyler	*	8-12	4-6	2-2	1	6	7	0	22	5	4	0	2	32	
10	CARLINO, Matt	*	5-8	1-2	0-0	0	4	4	1	11	7	4	0	4	32	
12	SHARP, Josh	*	2-4	0-0	0-0	3	3	6	2	4	0	1	0	1	25	
13	ZYLSTRA, Brock	*	3-7	2-5	0-0	0	2	2	3	8	1	1	0	1	16	
01	DELGADO, Raul		1-1	0-1	0-0	1	3	4	2	0	1	0	0	0	10	
02	CUSICK, Craig		1-5	1-4	0-0	0	1	1	1	3	2	1	0	2	23	
05	AMBROSINO, Agustin		0-2	0-2	0-0	0	0	0	1	0	0	0	1	0	7	
23	CALVERT, Cory		0-1	0-0	0-0	0	0	0	0	0	0	0	0	0	8	
33	AUSTIN, Nate		2-5	0-0	0-0	0	4	4	1	4	2	1	2	0	16	
42	HARWARD, Ian		0-1	0-0	0-0	0	1	1	1	0	0	1	0	0	2	
	Team					1	2	3								
	Totals		31-60	8-20	10-12	8	33	41	15	80	21	16	6	12	200	



**2012-13 SEASON STATISTICS**  
**BYU Combined Team Statistics (as of Nov 16, 2012)**  
**All games**

<b>RECORD:</b>	<b>OVERALL</b>	<b>HOME</b>	<b>AWAY</b>	<b>NEUTRAL</b>
ALL GAMES	2-1	2-0	0-0	0-1
CONFERENCE	0-0	0-0	0-0	0-0
NON-CONFERENCE	2-1	2-0	0-0	0-1

#	Player	gp-gs	min	avg	Total		3-Point		F-Throw		Rebounds				pf	dq	a	to	blk	stl	pts	avg	
					fg-fga	fg%	3fg-fga	3fg%	ft-fa	ft%	off	def	tot	avg									
03	HAWS, Tyler	3-3	97	32.3	25-47	.532	5-12	.417	12-13	.923	7	13	20	6.7	4	0	11	8	1	5	67	22.3	
00	DAVIES, Brandon	3-3	81	27.0	23-34	.676	1-1	1.000	16-22	.727	4	17	21	7.0	11	0	7	11	9	4	63	21.0	
13	ZYLSTRA, Brock	3-3	69	23.0	10-24	.417	6-14	.429	3-3	1.000	1	8	9	3.0	8	0	6	2	0	5	29	9.7	
10	CARLINO, Matt	3-3	78	26.0	8-23	.348	1-9	.111	3-5	.600	2	10	12	4.0	3	0	19	10	0	5	20	6.7	
02	CUSICK, Craig	3-0	75	25.0	6-20	.300	4-12	.333	3-7	.429	1	6	7	2.3	4	0	9	4	0	3	19	6.3	
33	AUSTIN, Nate	3-0	55	18.3	5-15	.333	0-1	.000	2-4	.500	7	12	19	6.3	7	0	2	2	4	1	12	4.0	
12	SHARP, Josh	3-3	60	20.0	5-9	.556	0-0	.000	1-2	.500	4	5	9	3.0	8	0	1	4	3	1	11	3.7	
23	CALVERT, Cory	3-0	30	10.0	3-9	.333	1-3	.333	0-0	.000	0	1	1	0.3	3	0	2	1	0	0	7	2.3	
05	AMBROSINO, Agustin	3-0	26	8.7	1-5	.200	1-5	.200	0-0	.000	0	1	1	0.3	3	0	0	1	2	1	3	1.0	
20	WINDER, Anson	1-0	1	1.0	0-0	.000	0-0	.000	0-0	.000	0	0	0	0.0	1	0	0	0	0	0	0	0.0	
01	DELGADO, Raul	3-0	22	7.3	0-3	.000	0-2	.000	0-0	.000	1	3	4	1.3	3	0	2	0	0	1	0	0.0	
42	HARWARD, Ian	3-0	6	2.0	0-1	.000	0-0	.000	0-0	.000	1	1	2	0.7	5	0	0	2	0	0	0	0.0	
Team											5	11	16										
Total.....		3	600		86-190	.453	19-59	.322	40-56	.714	33	88	121	40.3	60	0	59	45	19	26	231	77.0	
Opponents.....		3	600		75-183	.410	20-63	.317	46-65	.708	33	81	114	38.0	61	1	44	51	15	25	216	72.0	

<b>TEAM STATISTICS</b>	<b>BYU</b>	<b>OPP</b>	<b>Date</b>	<b>Opponent</b>	<b>Score</b>	<b>Att.</b>
SCORING	231	216	11/09/12	TENNESSEE STATE	W 81-66	16283
Points per game	77.0	72.0	11/13/12	GEORGIA STATE	W 80-62	13181
Scoring margin	+5.0	-	11/16/12	vs Florida State	L 70-88	0
FIELD GOALS-ATT	86-190	75-183	* - Conference game			
Field goal pct	.453	.410				
3 POINT FG-ATT	19-59	20-63				
3-point FG pct	.322	.317				
3-pt FG made per game	6.3	6.7				
FREE THROWS-ATT	40-56	46-65				
Free throw pct	.714	.708				
F-Throws made per game	13.3	15.3				
REBOUNDS	121	114				
Rebounds per game	40.3	38.0				
Rebounding margin	+2.3	-				
ASSISTS	59	44				
Assists per game	19.7	14.7				
TURNOVERS	45	51				
Turnovers per game	15.0	17.0				
Turnover margin	+2.0	-				
Assist/turnover ratio	1.3	0.9				
STEALS	26	25				
Steals per game	8.7	8.3				
BLOCKS	19	15				
Blocks per game	6.3	5.0				
ATTENDANCE	29464	0				
Home games-Avg/Game	2-14732	0-0				
Neutral site-Avg/Game	-	1-0				

<b>Score by Periods</b>	<b>1st</b>	<b>2nd</b>	<b>Totals</b>
BYU	113	118	231
Opponents	98	118	216