

BYU BASKETBALL

Kyle Chilton, BYU Athletic Communications | O: (801) 422-4909 | C: (801) 372-2080 | kyle_chilton@byu.edu | 30 Smith Fieldhouse • Provo, UT • 84602

BYU 2014-15 SCHEDULE

O29	Wed	Cougar Tipoff	BYUtv	
N1	Sat	Colorado School of Mines (Exh)	BYUtv	W, 82-64
N8	Sat	Seattle Pacific (Exh)	BYUtv	W, 75-44
N14	Fri	Long Beach State	BYUtv	W, 95-90
N18	Tue	Arkansas-Little Rock*	BYUtv	W, 91-62
N19	Wed	Southern Virginia	BYUtv	W, 101-48
N24	Mon	vs. San Diego State*	ESPN2 L, 87-92 (2OT)	
N25	Tue	vs. Chaminade*	ESPN2	11:30 a.m.
N26	Wed	vs. Missouri or Purdue*	ESPN2	TBA
N29	Sat	Eastern Kentucky	BYUtv	7:30 p.m.
D2	Tue	at Utah State	CBS SN	7 p.m.
D6	Sat	vs. Hawaii#	BYUtv	4 p.m.
D10	Wed	Utah	ESPNU	7 p.m.
D13	Sat	at Weber State	KJZZ	7 p.m.
D20	Sat	Stanford	ESPNU	9 p.m.
D23	Tue	UMass	BYUtv	7 p.m.
D27	Sat	Gonzaga	ESPN2	4 p.m.
D29	Mon	Portland	BYUtv	7 p.m.
J1	Thu	at Santa Clara	BYUtv	2 p.m.
J3	Sat	at San Francisco	CSN Bay Area	8 p.m.
J8	Thu	Pepperdine	ESPNU	9 p.m.
J10	Sat	Loyola Marymount	BYUtv	7 p.m.
J15	Thu	at Pacific	ESPNU	8 p.m.
J17	Sat	at Saint Mary's	ESPN2	8 p.m.
J24	Sat	at San Diego	TWC/Root/CSN CA	1 p.m.
J29	Thu	San Francisco	ESPNU	9 p.m.
J31	Sat	Santa Clara	BYUtv	7 p.m.
F5	Thu	at Pepperdine	TWC	8 p.m.
F7	Sat	at Loyola Marymount	TWC/Root/CSN CA	1 p.m.
F12	Thu	Saint Mary's	ESPN or ESPN2	7 p.m.
F14	Sat	Pacific	BYUtv	7 p.m.
F19	Thu	San Diego	ESPNU	8 p.m.
F26	Thu	at Portland	Root	7 p.m.
F28	Sat	at Gonzaga	ESPN or ESPN 2	TBA

^ Exhibition
 * EA SPORTS Maui Invitational
 # at EnergySolutions Arena
 All times local to site

SOCIAL MEDIA



Website: www.BYUcougars.com
 Facebook: /BYUbasketball /BYUcougars
 Twitter: @BYUbasketball @BYUcougars
 Instagram: BYUcougars
 Vine: BYUcougars
 Hashtag: #BYUhoops



Chaminade (2-1, 0-0 PacWest) SILVERSWORDS

Head Coach Eric Bovaird
 Alma Mater West Liberty, 1997
 Division I Career Record 51-39 (4th)
 Record at Chaminade Same

GAME INFORMATION

TV ESPN2
 TV Talent Jon Sciambi (play-by-play)
 Miles Simon (analyst)
 Live Video WatchESPN.com
 Radio Cougar IMG Sports Network
 KSL 102.7 FM / 1160 AM
 Radio Talent Greg Wrubell (play-by-play)
 Mark Durrant (analyst)
 Live Stats BYUcougars.com

SERIES INFORMATION

Series Record BYU leads 1-0
 Last Meeting BYU won 77-56, 11/24/04
 H/A/N 0-0/0-0/1-0



BYU (3-1, 0-0 WCC) COUGARS

Head Coach Dave Rose
 Alma Mater Houston, 1983
 Division I Career Record 235-78 (10th)
 Record at BYU Same

BYU IN THE MAUI INVITATIONAL

BYU continues play in the 2014 EA SPORTS Maui Invitational on Tuesday against Chaminade at 11:30 a.m. HST in the Lahaina Civic Center on the Island of Maui. See how BYU fared in its other two appearances in the Maui Invitational below:

1992	2004
Dec. 21 vs. No. 9 Oklahoma W, 76-75	Nov. 22 vs. No. 4 North Carolina L, 50-86
Dec. 22 vs. Memphis State (OT) W, 73-67	Nov. 23 vs. Stanford L, 53-62
Dec. 23 vs. No. 1 Duke L, 66-89	Nov. 24 vs. Chaminade W, 77-56



BYU'S PROJECTED STARTING LINEUP



#5 | Kyle Collinsworth
 Guard
 6-6 | 210 | Jr.
 Provo, Utah
 Provo HS

GP/GS	MPG	Pts	Reb	Ast	Stl	FG%	3PT%	FT%
3/3	25.0	10.7	5.7	4.3	1.7	.480	.333	.583

Last Game: Totaled 21 points, 7 boards, 6 assists and 3 steals vs. San Diego State
Notes: Named All-WCC First Team in 2013-14 ... led BYU in rebounding and assists and was second on the team in steals and scoring last season ... was ranked in the top 100 in the NCAA in rebounding, assists and steals ... a team captain



#1 | Chase Fischer
 Guard
 6-3 | 195 | Jr.
 Ripley, West Virginia
 Wake Forest

GP/GS	MPG	Pts	Reb	Ast	Stl	FG%	3PT%	FT%
4/4	29.3	14.3	2.3	2.8	0.8	.442	.393	.800

Last Game: Had 11 points, hit 3 threes and added 2 assists, a block and a steal vs. San Diego State
Notes: Has scored in double figures in all four games to start the season ... has hit a team-high 11 3-pointers



#3 | Tyler Haws
 Guard
 6-5 | 195 | Sr.
 Alpine, Utah
 Lone Peak HS

GP/GS	MPG	Pts	Reb	Ast	Stl	FG%	3PT%	FT%
4/4	32.0	19.5	3.0	2.0	1.5	.431	.400	.870

Last Game: Totaled a season-high 26 points, hit 5 threes and added 2 boards and a steal vs. San Diego State
Notes: A preseason AP All-America honorable mention ... a team captain ... has scored in double figures in 52-consecutive games ... has 2,022 career points



#33 | Nate Austin
 Forward
 6-11 | 230 | Sr.
 Alpine, Utah

GP/GS	MPG	Pts	Reb	Ast	Blk	FG%	3PT%	FT%
4/4	23.3	3.5	7.0	0.8	0.5	.455	.333	.750

Last Game: Had 5 rebounds and 1 steal vs. San Diego State
Notes: Has started BYU's last 44 games, dating back to the last five games of the 2012-13 season ... had a season-high 11 rebounds against UALR



#41 | Luke Worthington
 Forward
 6-10 | 235 | So.
 Mequon, Wisconsin
 Homestead HS

GP/GS	MPG	Pts	Reb	Ast	Stl	FG%	3PT%	FT%
4/4	12.5	5.3	2.8	0.0	0.8	.588	.000	.333


Last Game: Had 1 rebound vs. San Diego State
Notes: Has started BYU's first four games this season after starting three games in 2013-14

OFF THE BYU BENCH

No.	Name	Pos.	Ht.	Wt.	Yr.	Pts.	Reb.	Hometown (Previous School)	Notes
2	Jordan Ellis	G	6-1	180	Jr.	2.0	0.0	Medford, Ore. (Portland State)	Did not play vs. San Diego State
10	Ryan Andrus	F	6-11	215	Fr.	1.5	1.5	American Fork, Utah (American Fork HS)	Did not play vs. San Diego State
12	Josh Sharp	F	6-7	190	Sr.	2.3	1.7	Highland, Utah (Utah)	Did not play vs. San Diego State
15	Jake Toolson	G	6-5	215	Fr.	6.0	4.0	Gilbert, Ariz. (Highland HS)	Played 1 minute vs. San Diego State
20	Anson Winder	G	6-3	190	Sr.	10.3	3.7	Las Vegas, Nev. (Bishop Gorman HS)	Totaled 14 points, 5 rebounds and 1 steal vs. San Diego State
23	Skyler Halford	G	6-1	175	Sr.	7.3	3.7 (agg)	Orem, Utah (SLCC)	Did not play vs. San Diego State
24	Frank Bartley IV	G	6-3	200	So.	3.0	2.7	Baton Rouge, La. (Future College Prep)	Played 1 minute vs. San Diego State
25	Jordan Chatman	G	6-5	190	Fr.	0.0	0.0	Vancouver, Wash. (Union HS)	Gatorade state player of the year as a HS senior ... averaged 21 points, 6 rebounds
30	Dalton Nixon	F	6-7	215	Fr.	4.7	1.3	Orem, Utah (Orem HS)	Had 3 rebounds and 2 assists in 6 minutes vs. San Diego State
35	Isaac Neilson	C	6-11	225	Fr.	9.0	3.3	Mission Viejo, Calif. (Mission Viejo HS)	Totaled 12 points, 4 rebounds, 1 assists, 2 blocks and 2 three vs. San Diego State
44	Corbin Kaufusi	C	6-10	245	Fr.	3.3	3.0	Provo, Utah (Timpview HS)	Had 3 points, 4 boards and 1 block vs. San Diego State

CAREER HIGHLIGHTS

- 235-79 overall record (second all-time at BYU in wins) for a BYU record .748 winning percentage
- Currently 10th among active coaches in the NCAA in career winning percentage (as of Nov. 21, 2014)
- Reached 200 career victories in his 259th game as a head coach, 15th fastest in NCAA history
- With 232 victories through nine seasons is fifth all-time for best career starts by wins in NCAA history
- With 209 victories through first eight seasons is fourth all-time for best career starts by wins in NCAA history
- With 185 victories through first seven seasons is fourth all-time for best career starts by wins in NCAA history
- With 159 victories through first six seasons is tied for third all-time for best career starts by wins in NCAA history
- With 127 victories through five seasons is sixth all-time for best career starts by wins in NCAA history
- Streak of nine-consecutive 20-win seasons is tied for 20th all-time in NCAA history and tied for the 10th longest current streak
- Four Mountain West Conference regular season titles, a BYU and MWC record
- Three-time MWC Coach of the Year (2006, 2007, 2011)
- Two-time USBWA District VIII Coach of the Year (2006, 2011)
- Naismith Coach of the Year Finalist in 2011
- Honorable Mention for National Coach of the Year by Scout.com (2006)
- Seven trips to the NCAA tournament (a BYU record), including six-consecutive trips from 2007 to 2012 (a BYU record)
- Six-consecutive 25-win seasons (2006-11), and nine-consecutive 20-win seasons, both BYU records
- Holds top two spots for wins in a season in BYU history with 32 in 2010-11 and 30 in 2009-10
- Only BYU coach to win at least 20 games in each of his first nine seasons
- Took BYU to the Sweet 16 in 2011 for the first time since 1981
- Coached Jimmer Fredette, the 2011 Consensus National Player of the Year
- Inducted into the Dixie State Athletics Hall of Fame on Sept. 14, 2013



COACHING EXPERIENCE

- BYU Head Coach (2005-present)
- BYU Associate Head Coach (2000-2005)
- BYU Assistant Coach (1997-2000)
- Dixie State Head Coach (1990-1997)
- Dixie State Assistant Coach (1987-1990)
- Assistant coach at Pine View High School (1986-87)
- Head coach at Millard High School (1983-86)

SERVICE

- A member of the National Coaches vs. Cancer Council
- Assisting with the Hope Lodge, a facility to be constructed in Salt Lake City to house families of cancer patients
- NABC Game Pillar Award for Service in 2008
- 63rd recipient of the Dale Rex Memorial Award
- Honorary Chair of the Children with Cancer Christmas Foundation
- Was the first coach in the state of Utah to participate in the American Cancer Society's nationwide Coaches vs. Cancer campaign
- Lobbied before Congress for more funding for cancer research in September 2010

EDUCATION

- Houston (1983, B.A.)

PLAYING CAREER

- Played baseball and basketball at Dixie State College
- Played for Houston from 1980-83 (played in 1980-81 and 82-83, redshirted in 1981-82)
- Co-Captain on the famous "Phi-Slamma Jamma" team that featured Hakeem (then Akeem) Olajuwon and Clyde Drexler
- Helped Houston achieve a No. 1 ranking and reach the national championship game in 1983

MISSION

- Manchester England (1977-79)

PERSONAL/FAMILY

- Wife: Cheryl
- Children: Daughter Chanell and husband Brock Reichner, son Garrett and wife Brooke, daughter Taylor
- Dave and Cheryl Rose have seven grandchildren

ROSE'S BYU COACHING LEDGER

Season	Overall	Pct.	Home	Pct.	Away	Pct.	Neutral	Pct.	Conf.	Pct.	Tourney	NCAA/NIT
05-06	20-9	.690	14-1	.933	5-7	.417	1-2	.500	12-4	.750	0-1	0-1 NIT
06-07	25-9	.735	17-0	1.000	6-7	.462	2-2	.500	13-3	.813	2-1	0-1 NCAA
07-08	27-8	.771	16-0	1.000	9-3	.615	3-3	.500	14-2	.875	2-1	0-1 NCAA
08-09	25-8	.758	14-2	.875	8-5	.750	2-3	.400	12-4	.750	1-1	0-1 NCAA
09-10	30-6	.833	15-1	.938	10-4	.714	5-1	.833	13-3	.813	1-1	1-1 NCAA
10-11	32-5	.865	13-1	.929	10-1	.909	9-3	.750	14-2	.875	2-1	2-1 NCAA
11-12	26-9	.743	13-3	.813	8-3	.727	5-3	.625	12-4	.750	1-1	1-1 NCAA
12-13	24-12	.667	15-3	.833	7-5	.583	2-4	.333	10-6	.625	0-1	3-1 NIT
13-14	23-12	.657	14-1	.933	5-8	.385	4-3	.571	13-5	.722	2-1	0-1 NCAA
14-15	3-1	.750	3-0	1.000	0-0	.000	0-1	.000	0-0	.000	0-0	0-0
Totals	235-79	.748	134-12	.918	68-43	.613	33-24	.579	113-33	.774	11-9	7-9

TOP CAREER START BASED ON CURRENT NUMBER OF YEARS (THROUGH 2013-14)

Coch, School	Yrs.	W	L	Pct.
Brad Underwood, Stephen F. Austin	1	32	3	.914
Kevin Ollie, UConn	2	52	18	.743
Steve Prohm, Murray State	3	75	23	.765
Fred Hoiberg, Iowa State	4	90	47	.657
Andy Toole, Robert Morris	4	90	50	.643
Shaka Smart, VCU	5	137	46	.749
John Groce, Illinois	6	128	84	.604
Buzz Williams, Virginia Tech	7	153	86	.640
Tim Cluess, Iona	8	190	68	.736
Dave Rose, BYU	9	232	78	.748
Sean Miller, Arizona	10	249	95	.724
Jamie Dixon, Pittsburgh	11	288	96	.750
Mike Anderson, Arkansas	12	259	137	.654
Randy Bennett, Saint Mary's	13	286	137	.676
Thad Matta, Ohio State	14	377	114	.768
Mark Few, Gonzaga	15	403	100	.801

BEST CAREER STARTS BY WINS, 9 SEASONS

Coch, School	Date	W	L	Pct.
Roy Williams, Kansas	1989-97	247	58	.810
Everett Case, NC State	1947-55	241	56	.811
Jamie Dixon, Pittsburgh	2004-12	238	77	.756
Mark Few, Gonzaga	2000-08	236	60	.797
Dave Rose, BYU	2006-14	232	78	.748
Thad Matta, Butler, Xavier, OSU	2001-09	229	77	.748
Denny Crum, Louisville	1972-80	219	55	.799
Jerry Tarkanian, LBSU, UNLV	1969-76	218	33	.869
Sean Miller, Xavier, Arizona	2005-13	216	90	.706
Bruce Weber, S. Ill., Illinois	1999-07	215	82	.724

ROSE'S MILESTONE VICTORIES

Win	Date	Opponent	Score	Record
25	12/06/06	San Jose State	81-69	25-11 (.694)
50	11/23/07	vs. No. 6 Louisville	78-76	50-18 (.735)
75	11/20/08	North Florida	74-41	75-26 (.743)
100	11/20/09	at Hawaii	83-65	100-34 (.746)
125	03/06/10	at TCU	107-77	125-38 (.767)
150	02/09/11	at Air Force	90-52	150-42 (.781)
175	01/16/12	at San Diego	82-63	175-49 (.781)
200	01/19/13	San Diego	74-57	200-59 (.772)
225	02/06/14	Santa Clara	89-76	225-75 (.750)

BYU VS. CHAMINADE

Overall Series Record: BYU leads 1-0
 BYU Record in Provo: 0-0
 BYU Record at Chaminade: 0-0
 BYU Record at Neutral Sites: 1-0
 BYU Record Under Dave Rose: 0-0

Series vs. Chaminade

11-24-04 vs. Chaminade 77-56 W

Chaminade's projected starting lineup

No.	Name	Ht.	Pos.	Ppg	Rpg
25	Frankie Eteuati	6-10	F	7.0	3.5
3	James Harper	6-4	G	7.0	2.3
5	Lee Bailey	6-0	G	9.3	2.7
14	Kauny Kuany	6-7	G	13.0	7.7
33	Kiran Shastri	6-7	G	13.7	4.3

Chaminade's last game

L, 68-81 vs. Pittsburgh, 11/24/14

BYU	CATEGORY	CHAMINADE
3-1, 0-0	W-L	2-1, 0-0
7-3	Last 10	7-3
3-2	Last 5	3-2
93.5	PPG	78.3
73.0	Opp PPG	67.3
+20.5	Margin	+11.0
.491	FG%	.463
.416	FG% Def	.401
.379	3FG%	.364
9.0	3FG/Game	9.3
.352	Opp 3FG%	.283
.685	FT%	.597
42.2	RPG	34.7
35.8	Opp RPG	41.0
+6.5	Margin	-6.3
19.5	Assist/Game	13.7
14.0	TO/Game	13.0
18.5	Opp TO/Game	17.3
+4.5	Margin	+4.3
10.0	Steals/Game	9.0
3.0	Blocks/Game	3.0

BY THE NUMBERS

1 Tyler Haws is the only player in BYU history to surpass 1,700, 1,800 or 1,900 career points during his junior season. The previous record holder for points through a junior season by a Cougar was Danny Ainge, who scored 1,685 in his first three years at BYU. Haws and Ainge are the only Cougars to reach 1,000 career points as sophomores.

2 The number of players in the NCAA ranked in the top 100 in the country in rebounds, assists and steals in 2013-14: Kyle Collinsworth and UCLA's Kyle Anderson. Collinsworth averaged 8.1 boards, 4.6 assists and 1.7 steals to rank 86th, 83rd and 89th in each category, respectively.

4 The number of conference players of the year for BYU since Dave Rose became head coach in 2005. Keena Young (2007), Lee Cummar (2008) and Jimmer Fredette all earned Mountain West Conference Player of the Year honors. Tyler Haws became BYU's first West Coast Conference Player of the Year in 2014.

7 The number of times a player in the West Coast Conference has scored 35 points or more in a single game since BYU joined the league in 2011. Five of the seven instances have been achieved by Tyler Haws: 42 vs. Virginia Tech on 12/29/12, 37 vs. Washington on 3/19/13, 35 vs. Pepperdine on 1/9/14, 48 at Portland on 1/23/14 and 38 vs. Pacific on 1/30/14. The other two players to reach 35 are Stephen Holt of Saint Mary's (35 on 2/22/14) and Jared Brownridge of Santa Clara (38 on 3/1/14).

7 The number of players who scored in double figures vs. Southern Virginia on Nov. 19, at 101-48 BYU win. Jake Toolson led the way with 15 points, Tyler Haws and Isaac Neilson added 13 apiece, Luke Worthington had 12 and Chase Fischer, Anson Winder and Dalton Nixon each had 10. It was the first time since Jan. 25, 1975 – and only the second time in program history – that seven players reached double digits. That night, Grig Clawson (16), Jay Cheesman (13), Mark Handy (12), Troy Jones (12), Brian Frishman (10), Greg Snow (10) and Veryl Law (10) led the Cougars to a 96-78 win at New Mexico.

8 The number of career games for Tyler Haws shooting 100 percent from the free throw line with a minimum of 10 attempts, a BYU record. He hit 10 of 10 at Wyoming on Feb. 20, 2010, 12 of 12 vs. Cal State Northridge on Nov. 24, 2012, 10 of 10 vs. Utah on Dec. 8, 2012, 10 of 10 at Weber State on Dec. 15, 2012, 14 of 14 at Loyola Marymount on March 2, 2013, 11 of 11 vs. Wichita State on Nov. 26, 2013, 14 of 14 vs. San Francisco on March 10, 2014 and 11 of 11 vs. Gonzaga on March 11, 2014.

9 Including an at-large bid to the 2014 NCAA Tournament, BYU has reached the postseason in nine-straight years under BYU coach Dave Rose. In his first season on the job, he took the Cougars to the 2006 NIT. That was followed by six-straight trips to the NCAA tournament (2007 to 2012) and a bid to the 2013 NIT.

9 Prior to this season, the number of seasons Dave Rose has been BYU's head coach and the number of consecutive seasons BYU has won at least 20 games, the longest streak in program history.

52 The number of consecutive games Tyler Haws has scored in double figures, a career-best streak and tied for the 3rd-best streak in BYU history.

88.6 Tyler Haws' career free-throw percentage, first all-time in BYU history. He has hit 538 of 607 from the line in his career.

90.0 BYU's winning percentage in home openers under Dave Rose (9-1). The Cougars opened this season with a 95-90 win over Long Beach State on Nov. 14. Last year, BYU defeated Weber State 81-72 in the season/home opener. Rose lost his first home opener (also the season opener in 2005) but has since won the last nine home openers.

235 Dave Rose (2005 to present) is second all-time in BYU basketball history with 235 career victories, behind only the great Stan Watts, who coached the Cougars to 371 wins from 1949 to 1972 and was inducted into the Naismith Memorial Basketball Hall of Fame in 1986. Rose and Watts are the only BYU coaches to coach at least 300 career games.

2,022 The number of points Tyler Haws has scored in his career, good for 5th all-time and 267 from tying Devin Durrant for 4th. He is one of five Cougars all-time to reach 2,000 career points.

LAST TIME OUT – COUGARS FALL SHORT TO NO. 15 AZTECS IN DOUBLE OVERTIME

LAHAINA, Hawaii – BYU men's basketball fell 92-87 in double-overtime against No. 15 San Diego State Monday night in the first round of the EA SPORTS Maui Invitational.

"I thought it was a really hard-fought game," BYU coach Dave Rose said. "Probably a great basketball game to watch back and forth. We had a hard time getting the lead and got the lead late and had a hard time protecting the lead. I congratulate Coach Fisher and his team on a hard-fought win, and wish them the best in the rest of the tournament and throughout the season. For us, we'll have to bounce back from a disappointing loss and hopefully be ready to play tomorrow morning."

Kyle Collinsworth finished with 21 points, six assists and three steals, while Tyler Haws finished with a game-high 26 points on the night. Anson Winder contributed 14 points and five rebounds, while Isaac Neilson followed up with 12 points and two blocks. Chase Fischer added 11 points of his own.

After the Cougars (3-1) fell behind 11-0 to start the game, BYU responded with five consecutive points with a Fischer 3-pointer at the 16:54 mark and Collinsworth's 2 of 2 trip to the charity stripe. SDSU (4-0) extended its lead to 15-5 but was answered by a Neilson three-point play and a bucket from deep to cut BYU's deficit to 18-11 with 13:23 remaining in the half.

The Cougars reeled off a 15-6 run to tie it up at 26 apiece at the 7:30 mark. The run included a layup and 3-pointer from Winder and two Haws shots from beyond the arc. Following Fischer's second 3-pointer to cut BYU's deficit to 31-29, Neilson added a block and drew a charge in the same possession with 4:52 remaining. With 1:13 left in the half, Collinsworth drove down the lane to bring BYU within four at 37-33, but the Cougars trailed 41-33 at the half.

Winder led the team with seven points at halftime with Haws, Neilson and Fischer adding six points each. Collinsworth added five points and three assists at the half.

Haws opened the second half with a jumper to pull the Cougars within six points. Collinsworth followed it up with two layups and a 3-pointer to keep BYU's deficit at 48-42 with 16:05 remaining. Neilson's second three-point play of the game and Collinsworth's putback layup capped a 7-0 BYU run to bring the Cougars within one at 48-47 at the 13:52 mark.

San Diego State pushed its lead back up to 59-51 until Haws responded with consecutive shots from deep to bring BYU within two at 59-57 with 8:26 left in the game. After trading baskets, Haws' fifth 3-pointer tied the game for the third time at 67 with 1:37 remaining to send the game into overtime.

BYU got its first lead of the game in overtime at the 4:24 mark with Haws' trip to the free-throw line for the 69-68 lead. SDSU regained a quick two-point lead, but was answered with BYU's 7-0 run that included a Winder 3-pointer, a Collinsworth layup and a Haws jumper to take a 76-71 lead with 1:35 left. The Aztecs answered with five-straight points to send it into double overtime at 76.

The Aztecs scored the first four points in double overtime to lead 80-76. Haws' jumper at the 3:30 mark tied it at 80, but BYU came up short as San Diego State put together a 7-0 run to extend its lead to as many as eight before the game ended with a final score of 92-87.

QUICK FACTS

University Information

Location: Provo, Utah 84602
 Elevation: 4,553 feet
 Enrollment: 33,336 (Daytime)
 Founded: October 15, 1875
 Owned: The Church of Jesus Christ of Latter-day Saints
 Nickname: Cougars
 Mascot: Cosmo
 Colors: Blue and White
 Arena (capacity): Marriott Center (20,900)
 Conference: West Coast Conference
 President: Kevin J Worthen (BYU, 1979)
 Athletic Director: Tom Holmoe (BYU, 1983)
 Athletic Website: BYUCougars.com
 Tickets: (801) 422-BYU1 or (800) 322-BYU1

2014-15 Preview

Lettermen Returning/Lost: 8/4
 Newcomers: 6
 Starters Returning/Lost: 4/1
 Returning Scoring: 70.3% (2,061 of 2,931 pts)
 Returning Rebounding: 67.9% (972 of 1,432 reb)
 Returning Assists: 66.4% (361 of 544 ast)
 Returning Blocks: 71.8% (74 of 103)
 Returning Minutes: 74.6% (5,317 of 7,125)

2013-14 Review

Overall Record: 23-12
 Conference Record/Finish: 13-5 (2nd)
 2014 Postseason: (0-1 in the NCAA tournament)
 2nd Round: Oregon – L, 68-87
 2014 Final National Ranking: NR/NR

BYU Coaching Staff

Head Coach: Dave Rose
 Alma Mater (year): Houston (1983)
 Record at School (years): 235-79 (10th year)
 Career Division I Record (years): same
 Basketball Office Fax: (801) 422-5965
 Assistant Coaches (Alma Mater, year)
 Terry Nashif (BYU, 2005)
 Tim LaComb (Utah, 2006)
 Mark Pope (Kentucky, 1996)
 Dir. of Basketball Operations: Cody Fueger (Utah, 2006)

BYU History

First Year of Basketball: 1903
 All-Time Record: 1716-1039 (.623)
 Winning Seasons: 87 (last 2014)
 Regular Season Conf. Championships: 29 (last 2011)
 Postseason Appearances (record): 39 (30-40)
 Total NCAA Appearances (record): 28 (15-31)
 Last NCAA Appearance: 2014
 Second Round: L vs. No. 7 seed Oregon, 68-87
 Total NIT Appearances (Record): 11 (15-9)
 Last NIT Appearance: 2013
 Result: Advanced to the semifinals

2014-15 BYU STARTING LINEUPS

Opponent	(1)	(2)	(3)	(4)	(5)
Long Beach State	Collinsworth	Fischer	Haws	Austin	Worthington
Arkansas-Little Rock	Collinsworth	Fischer	Haws	Austin	Worthington
Southern Virginia	Halford	Fischer	Haws	Austin	Worthington
vs. San Diego State	Collinsworth	Fischer	Haws	Austin	Worthington
vs. Pittsburgh/Chaminade					
vs. TBD					
Eastern Kentucky					
at Utah State					
vs. Hawai'i					
Utah					
at Weber State					
Stanford					
UMass					
Gonzaga					
Portland					
at Santa Clara					
at San Francisco					
Pepperdine					
Loyola Marymount					
at Pacific					
at Saint Mary's					
at San Diego					
San Francisco					
Santa Clara					
at Pepperdine					
at Loyola Marymount					
Saint Mary's					
Pacific					
San Diego					
at Portland					
at Gonzaga					
Won-Loss Records	(1)	(2)	(3)	(4)	(5)
2-1	Collinsworth	Fischer	Haws	Austin	Worthington
1-0	Halford	Fischer	Haws	Austin	Worthington

GAMES PLAYED (RECORD)

	2014-15	Career
Tyler Haws	4 (3-1)	108 (78-30)
Nate Austin	4 (3-1)	110 (76-34)
Anson Winder	4 (3-1)	104 (73-31)
Josh Sharp	3 (3-0)	95 (65-30)
Kyle Collinsworth	3 (2-1)	73 (56-17)
Skyler Halford	3 (3-0)	38 (26-12)
Frank Bartley IV	4 (3-1)	38 (26-12)
Luke Worthington	4 (3-1)	35 (24-11)
Ryan Andrus	2 (2-0)	same
Jordan Ellis	1 (1-0)	same
Chase Fischer	4 (3-1)	same
Corbin Kaufusi	4 (3-1)	same
Isaac Neilson	4 (3-1)	same
Dalton Nixon	4 (3-1)	same
Jake Toolson	4 (3-1)	same

GAMES STARTED (RECORD)

	2014-15	Career
Tyler Haws	4 (3-1)	106 (76-30)
Kyle Collinsworth	3 (2-1)	64 (48-16)
Anson Winder	0 (0-0)	25 (20-5)
Nate Austin	4 (3-1)	47 (31-16)
Josh Sharp	0 (0-0)	25 (18-7)
Skyler Halford	1 (1-0)	14 (11-3)
Luke Worthington	4 (3-1)	7 (6-1)
Chase Fischer	4 (3-1)	same

STREAKS

Streak	2014-15	Overall
Current won/loss streak	1 loss	same
At home	3 wins	14 wins
On the road	—	2 wins
On a neutral floor	1 loss	3 losses
At home vs. Nonconference	3 wins	5 wins
At home vs. WCC	—	9 wins
On the road vs. Nonconference	—	3 losses
On the road vs. WCC	—	2 wins
On a neutral floor vs. Nonconference	1 loss	2 losses
On a neutral floor vs. WCC	—	1 loss
At regular season tournament	1 loss	same
At WCC Tournament	—	1 loss
NCAA Tournament	—	2 losses
At NIT	—	1 loss
Games with a 3-point make	4 games	7 games
Vs. In-state teams	—	1 loss
At home vs. in-state teams	—	17 wins
On the road vs. in-state teams	—	1 loss

LEADS AND DEFICITS, BYU'S BIGGEST...

Category	Value
Halftime lead	27 (49-22 vs. SVU)
Halftime lead lost in defeat	—
Halftime deficit	8 (33-41 vs. San Diego State)
Halftime deficit erased in victory	1 (46-47 vs. Long Beach State)
Overall lead	56 (97-41 vs. SVU)
Margin of victory	53 (101-48 vs. SVU)
Margin of defeat	5 (87-92 vs. San Diego State)
Lead lost in defeat	5 (76-71 vs. San Diego State)
Overall deficit	11 (0-11 vs. San Diego State)
Deficit overcome in victory	5 (30-35 vs. Long Beach State)

HONORS CANDIDATES

Tyler Haws • All-America Candidate

- Named to the Wooden Award Preseason Top 50
- Named preseason All-America honorable mention by the Associated Press
- Selected to the preseason All-WCC team by the league's coaches
- Named All-America Honorable Mention, WCC Player of the Year, All-WCC First Team, USBWA All-District VIII First Team, WCC All-Tournament and the CollegiateSportsMadness.com All-High Major First Team
- Season averages of 23.2 ppg, 3.8 rpg, 1.5 apg and 1.0 spg and season shooting percentages of .463 from the field, .404 from three and .881 from the free throw line
- Had season highs of 48 points, 13 rebounds, 5 assists, 3 steals and 4 made 3-pointers
- Scored in double figures in all 33 games played, 20-plus points 21 times, 30-plus points 7 times and 40-plus points once
- In all games was: 1st in the WCC in scoring in scoring, 3rd in free throw percentage, 13th in 3-point field goal percentage, 4th in minutes played, T-15th in steals
- Named to the All-Junior Team by ESPN's Rece Davis
- Named USBWA and NABC All-District

Kyle Collinsworth • All-WCC, All-District Candidate

- Named All-WCC First Team
- Season averages of 14.0 ppg, 8.1 rpg, 4.6 apg and 1.7 spg and season shooting percentages of .497 from the field and .364 from three
- Had season highs of 20 points, 13 rebounds, 9 assists, 3 blocks and 5 steals
- Scored in double figures in 30 games, including a streak of 20-straight games
- Had 7 double-doubles
- In all games was: 14th in the WCC in scoring, 2nd in rebounding, 13th in field goal percentage, 3rd in assists, 3rd in steals, 11th in assist/turnover ratio, 5th in offensive rebounds, 3rd in defensive rebounds and 6th in minutes played (as of 3/12/14)
- In league games was: 13th in scoring, T-5th in rebounding, 9th in field goal percentage, 4th in assists, 1st in steals, 10th in assist/turnover ratio, 3rd in offensive rebounds, T-9th in defensive rebounds

Preseason Projections

Lindy's Sports College Basketball Preview

- Senior guard Tyler Haws ranked No. 1 in the nation among shooting guards
- Junior guard Kyle Collinsworth ranked No. 20 in the nation among small forwards (even though he plays the point)
- BYU picked to finish second in the WCC
- Tyler Haws named the preseason player of the year and to the five-man All-WCC first-team
- Kyle Collinsworth named to the five-man All-WCC second-team

Sporting News College Basketball Year Book

- Senior guard Tyler Haws and junior guard Kyle Collinsworth named to the 10-man all-conference team
- Chase Fischer named to the five-man all-newcomer team
- The Marriott Center named the top venue in the WCC
- BYU picked to finish second in the WCC

Athlon Sports College Basketball Preview

- Senior guard Tyler Haws ranked the second-best scorer in the country
- Senior guard Tyler Haws named the WCC preseason player of the year and to the five-man All-WCC first-team

Online Previews

- Yahoo! Sports named Tyler Haws and Kyle Collinsworth to its five-man All-WCC team and selected Haws as the preseason player of the year
- SI.com projects Tyler Haws to lead the nation in scoring in 2014-15
- CampusInsiders.com projects Tyler Haws to lead the nation in scoring in 2014-15

2014-15 STORYLINES AND NOTES

Dave Rose

BYU head coach Dave Rose has led BYU to one of the most successful runs in program history since taking over in 2005. His career record of 235-79 ranks him second in BYU history in total victories and first in winning percentage (.748). Rose has been named conference coach of the year three times, district coach of the year twice, led the Cougars to four conference titles, seven NCAA tournament appearances, two NIT appearances, six 25-win seasons and nine 20-win seasons. In 2010, he led BYU to its first NCAA tournament win in 17 years and the Cougars won at least one postseason game in the next three seasons, including a spot in the Sweet 16 in 2011, a win in the 2012 NCAA tournament and a trip to the NIT semifinals in 2013.

Record streaks

The Cougars will be looking to keep several program-record streaks intact during 2014-15. Coming into the season, Dave Rose has led the Cougars to nine-straight 20-win seasons, nine-straight postseason appearances and nine-straight seasons with 10-plus conference victories.

Rose vs. the state

BYU basketball coach Dave Rose has compiled a record of 29-7 vs. in-state opponents since taking over in 2005-06. He has the best winning percentage (.806) of any coach vs. in-state teams during that time and is second in wins (Utah State's Stew Morrill is 30-10 vs. in-state teams since 2005-06, a .750 winning percentage). BYU plays at Utah State on Dec. 2, hosts Utah on Dec. 10 and plays at Weber State on Dec. 13.

Opponent	W	L	Opponent	W	L
Utah	12	4	Weber State	9	0
Utah State	5	3	Southern Utah	3	0

Cougars leading the league

In each of BYU's three seasons in the WCC, the Cougars have had the leading scorer in all games (Noah Hartsock in 2011-12, Tyler Haws in 2012-13 and 2013-14) and in league games (Brandon Davies in 2011-12, Haws in 2012-13 and 2013-14). Only one other school (Loyola Marymount from 1988-89 to 1991-92) has had the league's leading scorer in at least three-straight seasons in all games. In league games, a school has had the league's leading scorer in at least three-straight seasons three other times (San Francisco from 2006-07 to 2008-09, Loyola Marymount from 1982-83 to 1985-86 and Loyola Marymount from 1987-88 to 1991-92).

Rose among the nation's best

Dave Rose is 10th in career winning percentage among active NCAA Division I head coaches (as of Nov. 21, 2014).

Rk	Coach	Yrs.	W	L	Pct.	Rk	Coach	Yrs.	W	L	Pct.
1	Mark Few, Gonzaga	16	406	100	.8024	7	Bo Ryan, Wisconsin	31	707	224	.7594
2	Roy Williams, UNC	27	726	190	.7926	8	Bill Self, Kansas	22	533	175	.7528
3	Thad Matta, Ohio State	15	379	114	.7688	9	Shaka Smart, VCU	6	140	46	.7527
4	Mike Krzyzewski, Duke	40	987	306	.7633	10	Dave Rose, BYU	10	235	78	.7508
5	John Calipari, Kentucky	23	559	175	.7616	11	Jamie Dixon, Pittsburgh	12	290	97	.7494
6	Bruce Pearl, Auburn	20	464	146	.7607	12	Jim Boeheim, Syracuse	39	951	321	.7476

Number of games to...

See the table below for the number of games it has taken BYU's best scorers to reach various milestones.

1,000 Points		1,100 Points		1,200 Points		1,300 Points		1,400 Points	
John Fairchild - 48	John Fairchild - 53	Danny Ainge - 61	Danny Ainge - 66	Danny Ainge - 70	Danny Ainge - 70	Danny Ainge - 66	Danny Ainge - 70	Danny Ainge - 70	Danny Ainge - 70
Danny Ainge - 49	Danny Ainge - 56	Kresimir Cosic - 64	Kresimir Cosic - 69	Kresimir Cosic - 73	Kresimir Cosic - 69	Kresimir Cosic - 69	Kresimir Cosic - 73	Kresimir Cosic - 73	Kresimir Cosic - 73
Bernie Fryer - 53	Kresimir Cosic - 58	Tyler Haws - 72	Tyler Haws - 77	Tyler Haws - 81	Tyler Haws - 77	Tyler Haws - 77	Tyler Haws - 81	Tyler Haws - 81	Tyler Haws - 81
Kresimir Cosic - 54	Terrell Lyday - 66	Dick Nemelka - 75	Devin Durrant - 81	Devin Durrant - 85	Devin Durrant - 81	Devin Durrant - 81	Devin Durrant - 85	Devin Durrant - 85	Devin Durrant - 85
Terrell Lyday - 61	Tyler Haws - 68	Michael Smith - 76	Michael Smith - 81	Michael Smith - 86	Michael Smith - 76	Michael Smith - 81	Michael Smith - 86	Michael Smith - 86	Michael Smith - 86
Tyler Haws - 64	Dick Nemelka - 70	Devin Durrant - 76	Fred Roberts - 85	Fred Roberts - 91	Devin Durrant - 76	Fred Roberts - 85	Fred Roberts - 91	Fred Roberts - 91	Fred Roberts - 91
1,500 Points		1,600 Points		1,700 Points		1,800 Points		1,900 Points	
Danny Ainge - 77	Danny Ainge - 82	Danny Ainge - 87	Danny Ainge - 91	Danny Ainge - 96	Danny Ainge - 77	Danny Ainge - 82	Danny Ainge - 91	Danny Ainge - 96	Danny Ainge - 96
Kresimir Cosic - 79	Tyler Haws - 90	Tyler Haws - 93	Tyler Haws - 93	Tyler Haws - 102	Kresimir Cosic - 79	Tyler Haws - 90	Tyler Haws - 93	Devin Durrant - 102	Devin Durrant - 102
Tyler Haws - 86	Devin Durrant - 93	Devin Durrant - 96	Devin Durrant - 99	Tyler Haws - 102	Tyler Haws - 86	Devin Durrant - 93	Devin Durrant - 96	Devin Durrant - 99	Tyler Haws - 102
Devin Durrant - 89	Michael Smith - 95	Michael Smith - 99	Michael Smith - 103	Michael Smith - 107	Devin Durrant - 89	Michael Smith - 95	Michael Smith - 99	Michael Smith - 103	Michael Smith - 107
Michael Smith - 91	Fred Roberts - 103	Jimmer Fredette - 110	Jimmer Fredette - 114	Jimmer Fredette - 118	Michael Smith - 91	Fred Roberts - 103	Jimmer Fredette - 110	Jimmer Fredette - 114	Jimmer Fredette - 118
Fred Roberts - 98	Jimmer Fredette - 105	Fred Roberts - 111	Fred Roberts - 118		Fred Roberts - 98	Jimmer Fredette - 105	Fred Roberts - 111	Fred Roberts - 118	
2,000 Points		2,100 Points		2,200		2,300		2,400	
Danny Ainge - 99	Danny Ainge - 102	Danny Ainge - 107	Danny Ainge - 112	Danny Ainge - 115	Danny Ainge - 99	Danny Ainge - 102	Danny Ainge - 107	Danny Ainge - 112	Danny Ainge - 115
Devin Durrant - 106	Devin Durrant - 111	Devin Durrant - 114	Michael Smith - 122	Jimmer Fredette - 134	Devin Durrant - 106	Devin Durrant - 111	Devin Durrant - 114	Michael Smith - 122	Jimmer Fredette - 134
Tyler Haws - 108	Michael Smith - 115	Michael Smith - 119	Jimmer Fredette - 131		Tyler Haws - 108	Michael Smith - 115	Michael Smith - 119	Jimmer Fredette - 131	
Michael Smith - 110	Jimmer Fredette - 123	Jimmer Fredette - 127			Michael Smith - 110	Jimmer Fredette - 123	Jimmer Fredette - 127		
Jimmer Fredette - 120					Jimmer Fredette - 120				

2014 EA SPORTS Maui Invitational

BYU will play in the 31st annual EA SPORTS™ Maui Invitational® this season. The 2014 Championship Round of the premier early-season college basketball tournament will take place at the Lahaina Civic Center on the beautiful island of Maui from Nov. 24-26.

The Championship Round will feature Arizona, BYU, Kansas State, Missouri, Pittsburgh, Purdue, San Diego State and host Chaminade. The seven Division I teams have each appeared in the NCAA Tournament since 2012, with five earning berths in 2014, including Arizona's run to the Elite Eight. Chaminade has advanced to the previous two NCAA Division II Tournaments.

BYU will take on former Mountain West Conference foe San Diego State in the first round on Monday, Nov. 24, at 9:30 p.m. MST on ESPN2. The Cougars own a 48-23 advantage in the all-time series against the Aztecs, including seven wins in the last nine meetings.

ESPN, ESPN2 and ESPNU will offer live, high-definition television coverage of all 12 Championship Round contests. Games will also be broadcast live on the WatchESPN app and WatchESPN.com. See the complete bracket on page 21 of this release.

BYU'S RECORD WHEN ...

Venue	14-15	H	A	N	Under Rose
Overall	3-1	3-0	0-0	0-1	235-79
Home	3-0	—	—	—	134-12
Away	0-0	—	—	—	68-43
Neutral	0-1	—	—	—	33-24
Lead at the half/end of game...	14-15	H	A	N	Under Rose
BYU leads at the half	2-0	2-0	0-0	0-0	195-23
Opponent leads at the half	1-1	1-0	0-0	0-1	35-52
Score tied at the half	0-0	0-0	0-0	0-0	6-4
BYU leads w/5 min left	3-0	3-0	0-0	0-0	222-8
Opponent leads w/5 min left	0-1	0-0	0-0	0-1	11-70
Score tied w/5 min left	0-0	0-0	0-0	0-0	2-1
BYU leads w/1 min left	3-0	3-0	0-0	0-0	229-1
Opponent leads w/1 min left	0-0	0-0	0-0	0-0	3-73
Score tied w/1 min left	0-1	0-0	0-0	0-1	3-5
Game goes into overtime	0-1	0-0	0-0	0-1	7-6
BYU scores...	14-15	H	A	N	Under Rose
100-plus points	1-0	1-0	0-0	0-0	13-1
90-99 points	2-0	2-0	0-0	0-0	41-2
80-89 points	0-1	0-0	0-0	0-1	79-10
70-79 points	0-0	0-0	0-0	0-0	78-23
60-69 points	0-0	0-0	0-0	0-0	20-37
60 or less points	0-0	0-0	0-0	0-0	4-6
Opponent scores...	14-15	H	A	N	Under Rose
100-plus points	0-0	0-0	0-0	0-0	2-3
90-99 points	1-1	1-0	0-0	0-1	3-8
80-89 points	0-0	0-0	0-0	0-0	11-28
70-79 points	0-0	0-0	0-0	0-0	51-34
60-69 points	1-0	1-0	0-0	0-0	99-6
50-59 points	0-0	0-0	0-0	0-0	50-0
50 or less points	1-0	0-0	0-0	0-0	19-0
BYU double figure scorers	14-15	H	A	N	Under Rose
One player in double figures	0-0	0-0	0-0	0-0	1-4
Two players in double figures	1-0	1-0	0-0	0-0	27-19
Three players in double figures	0-0	0-0	0-0	0-0	85-34
Four players in double figures	0-0	0-0	0-0	0-0	80-17
Five players in double figures	1-1	1-0	0-0	0-1	31-5
Six players in double figures	0-0	0-0	0-0	0-0	10-0
Seven players in double figures	1-0	1-0	0-0	0-0	1-0
Shooting, rebounding and TOs	14-15	H	A	N	Under Rose
BYU shoots 50% or better	3-0	3-0	0-0	0-0	104-9
Opponent shoots 50% or better	1-0	1-0	0-0	0-0	15-31
BYU outshoots opponent	2-0	2-0	0-0	0-0	192-15
Opponent outshoots BYU	1-1	1-0	0-0	0-1	42-62
Teams shoot equal FG%	0-0	0-0	0-0	0-0	1-2
BYU outrebounds opponent	3-0	3-0	0-0	0-0	179-23
Opponent outrebounds BYU	0-1	0-0	0-0	0-1	45-53
BYU, opponent tie in rebounds	0-0	0-0	0-0	0-0	11-3
BYU has a positive TO margin	3-1	3-0	0-0	0-1	151-31
BYU has a negative TO margin	0-0	0-0	0-0	0-0	61-41
BYU, opponent tie in TOs	0-0	0-0	0-0	0-0	23-7
Wins, losses and rest	14-15	H	A	N	Under Rose
Coming off a win	2-1	2-0	0-0	0-1	173-62
Coming off a loss	1-0	1-0	0-0	0-0	62-17
Two-plus days between games	2-1	2-0	0-0	0-1	196-61
One day between games	0-0	0-0	0-0	0-0	28-6
Playing the next day	1-0	1-0	0-0	0-0	11-12
Days	14-15	H	A	N	Under Rose
Monday	0-1	0-0	0-0	0-1	6-2
Tuesday	1-0	1-0	0-0	0-0	34-6
Wednesday	1-0	1-0	0-0	0-0	50-12
Thursday	0-0	0-0	0-0	0-0	26-18
Friday	1-0	1-0	0-0	0-0	24-7
Saturday	0-0	0-0	0-0	0-0	95-34

DUNKS

	2014-15	Career
Nate Austin	0	16
Tyler Haws	2	16
Josh Sharp	1	13
Anson Winder	1	3
Matt Carlino	0	2
Kyle Collinsworth	0	28
Frank Bartley IV	0	2
Luke Worthington	3	3
Dalton Nixon	3	3
BYU	10	
Opponents	2	

BYU'S RECORD WHEN ...

On television	14-15	H	A	N	Under Rose
All games on TV	3-1	3-0	0-0	0-1	199-73
On BYUtv	3-0	3-0	0-0	0-0	66-6
On ESPN	0-0	0-0	0-0	0-0	1-2
On ESPN2	0-1	0-0	0-0	0-1	7-14
On ESPN3	0-0	0-0	0-0	0-0	12-4
On ESPNEWS	0-0	0-0	0-0	0-0	1-0
On TWC/ROOT Sports	0-0	0-0	0-0	0-0	4-4
On truTV	0-0	0-0	0-0	0-0	1-3
On CBS	0-0	0-0	0-0	0-0	4-5
On CBS Sports Network	0-0	0-0	0-0	0-0	14-7
On Pac-12 Network	0-0	0-0	0-0	0-0	0-2
Top 25	14-15	H	A	N	Under Rose
vs. a top 25 opponent	0-1	0-0	0-0	0-1	9-25
as a top 25 team	0-0	0-0	0-0	0-0	57-16
Months	14-15	H	A	N	Under Rose
November	3-1	3-0	0-0	0-1	47-11
December	0-0	0-0	0-0	0-0	51-18
January	0-0	0-0	0-0	0-0	55-19
February	0-0	0-0	0-0	0-0	51-12
March	0-0	0-0	0-0	0-0	31-18
April	0-0	0-0	0-0	0-0	0-1
Margin of victory/defeat	14-15	H	A	N	Under Rose
1-4 points	0-0	0-0	0-0	0-0	24-17
5-9 points	1-1	1-0	0-0	0-1	42-21
10-15 points	0-0	0-0	0-0	0-0	58-24
16-19 points	0-0	0-0	0-0	0-0	28-12
20-29 points	1-0	1-0	0-0	0-0	49-5
30-39 points	0-0	0-0	0-0	0-0	21-0
40-49 points	0-0	0-0	0-0	0-0	8-0
50+ points	1-0	1-0	0-0	0-0	5-0

FREE THROW STREAKS

Haws	31	3/8/14 - 11/14/14
Halford	12	2/13/14 - present

LATE GAME FREE THROWS, 5:00-2:00

Player	Season	Career
Nate Austin	0-0 (.000)	3-8 (.375)
Kyle Collinsworth	2-2 (1.000)	18-32 (.563)
Tyler Haws	8-8 (1.000)	71-78 (.910)
Josh Sharp	0-0 (.000)	4-8 (.500)
Anson Winder	2-2 (1.000)	11-15 (.733)
Skyler Halford	0-0 (.000)	7-8 (.875)
Frank Bartley IV	0-0 (.000)	1-2 (.500)
Luke Worthington	0-0 (.000)	1-2 (.500)
Isaac Neilson	1-2 (.500)	1-2 (.500)
Totals	13-14 (.929)	
Under Rose	576-793 (.726)	

LATE GAME FREE THROWS, 2:00-0:00

Player	Season	Career
Nate Austin	1-2 (.500)	12-18 (.667)
Kyle Collinsworth	0-0 (.000)	15-32 (.469)
Tyler Haws	0-0 (.000)	71-77 (.922)
Josh Sharp	0-0 (.000)	8-12 (.667)
Anson Winder	1-2 (.500)	19-29 (.655)
Luke Worthington	0-0 (.000)	2-4 (.500)
Frank Bartley IV	0-1 (.000)	1-8 (.125)
Skyler Halford	2-2 (1.000)	14-14 (1.000)
Chase Fischer	2-2 (1.000)	2-2 (1.000)
Isaac Neilson	1-2 (.500)	1-2 (.500)
Totals	7-11 (.636)	
Under Rose	737-990 (.744)	

2014-15 SCORING BY HALF (BYU-OPPONENT)

Opponent	1st half	Margin	FG %	2nd half	Margin	FG %	OT	Margin	FG %	Final	Margin	FG %
Long Beach State	46-47	-1	53.8 -50.0	49-43	+6	50.0-58.6	—	—	—	95-90	+5	51.9-54.1
Arkansas-Little Rock	37-28	+9	46.7-25.8	54 -34	+20	59.0-43.3	—	—	—	91-62	+29	53.6-34.4
Southern Virginia	49-22	+27	47.2-28.6	52-26	+26	62.5 -29.6	—	—	—	101 -48	+53	54.4 -29.0
vs. San Diego State	33-41	-8	39.9-48.5	34-26	+8	43.3-47.6	20 -25	-5	30.0 -50.0	87-92	-5	38.5-48.5
vs. Pitt/Chaminade												
vs. TBD												
Eastern Kentucky												
at Utah State												
vs. Hawai'i												
Utah												
at Weber State												
Stanford												
UMass												
Gonzaga												
Portland												
at Santa Clara												
at San Francisco												
Pepperdine												
Loyola Marymount												
at Pacific												
at Saint Mary's												
at San Diego												
San Francisco												
Santa Clara												
at Pepperdine												
at Loyola Marymount												
Saint Mary's												
Pacific												
San Diego												
at Portland												
at Gonzaga												
Season Totals	41.2-34.5	+6.8	46.7-38.2	47.2-32.2	+15.0	54.3-44.9	20-25	-5	30.0-50.0	93.5-73.0	+20.5	49.1-41.6

* Superlatives in bold

2014-15 Offensive Trends (BYU-Opponent)

Opponent	Points/Paint		Points Off TO		2nd Chance Points		Fastbreak Points		Bench Points		Big Run	Big Lead
Long Beach State	24	34	19	15	4	13	9	7	43	26	9-0/6-0	10/5
Arkansas-Little Rock	52	20	24	7	10	13	14	0	34	21	14-0/8-0	31/3
Southern Virginia	54	16	35	8	20	12	24	2	66	26	16-0/7-0	56 /-
vs. San Diego State	28	40	15	13	15	22	4	8	29	30	8-0/11-0	5/11
vs. Pitt/Chaminade												
vs. TBD												
Eastern Kentucky												
at Utah State												
vs. Hawai'i												
Utah												
at Weber State												
Stanford												
UMass												
Gonzaga												
Portland												
at Santa Clara												
at San Francisco												
Pepperdine												
Loyola Marymount												
at Pacific												
at Saint Mary's												
at San Diego												
San Francisco												
Santa Clara												
at Pepperdine												
at Loyola Marymount												
Saint Mary's												
Pacific												
San Diego												
at Portland												
at Gonzaga												
Season Totals	158	110	93	43	49	60	51	17	172	103		
Times Led, Record (W/L/T)	2-0/0-1/1-0		3-1/0-0/0-0		1-0/0-1/2-0		3-0/0-1/0-0		3-0/0-1/0-0			
Under Rose (W/L/T)	152-28/68-49/15-2		185-29/43-47/7-3		148-32/72-44/15-3		169-41/41-26/24-12		134-32/95-44/6-3			

* Superlatives in bold



2014-15 WCC Standings (as of 11/21/14)

	Overall	Pct	WCC	Pct
BYU	3-0	1.000	0-0	.000
Gonzaga	3-0	1.000	0-0	.000
Pepperdine	3-0	1.000	0-0	.000
Saint Mary's	3-0	1.000	0-0	.000
Portland	2-0	1.000	0-0	.000
San Francisco	2-0	1.000	0-0	.000
Pacific	2-1	.667	0-0	.000
San Diego	2-1	.667	0-0	.000
Santa Clara	2-1	.667	0-0	.000
Loyola Marymount	1-2	.333	0-0	.000

2014-15 WCC Players of the Week

Nov. 17 Brandon Clark, Santa Clara

2014-15 Preseason All-WCC Team

Player	School	Yr.	Pos.
Jared Brownridge	Santa Clara	So.	G
Kyle Collinsworth	BYU	Jr.	G
Stacy Davis	Pepperdine	Jr.	F
Johnny Dee	San Diego	Sr.	G
Tyler Haws	BYU	Sr.	G
Przemek Karnowski	Gonzaga	Jr.	C
Kevin Pangos	Gonzaga	Sr.	G
Kriuze Pinkins	San Francisco	Sr.	F
Thomas van der Mars	Portland	Sr.	C
Brad Waldow	Saint Mary's	Sr.	C

2014-15 WCC Preseason Poll Team (First Place Votes)

Rank	Team	Points
1.	Gonzaga (9)	81
2.	BYU (1)	69
3.	Saint Mary's	62
4.	San Francisco	59
5.	San Diego	47
6.	Portland	45
7.	Pepperdine	29
7.	Santa Clara	29
9.	Loyola Marymount	19
10.	Pacific	10

TEAM	All	Conf
WCC Stats		
Scoring Offense		
Scoring Defense		
Scoring Margin		
FT Percentage		
FG Percentage		
FG Percentage Defense		
3FG Percentage		
3FG Percentage Defense		
3-Point FG Made/Game		
Rebounding Offense		
Rebounding Defense		
Rebounding Margin		
Blocked Shots		
Assists		
Steals		
Turnover Margin		
Assist/Turnover Ratio		
Offensive Rebounds		
Defensive Rebounds		
Defensive Reb Pct		
Offensive Reb Pct		
NCAA Stats	Rank	Actual
Won-Lost Percentage		
Scoring Offense		
Scoring Defense		
Scoring Margin		
Field-Goal Percentage		
Field-Goal Pct Defense		
3-Point Field Goals/Game		
3-Point Field-Goal Pct		
3-Point FG Defense		
Free-Throw Percentage		
Rebound Margin		
Assists Per Game		
Assist Turnover Ratio		
Blocked Shots Per Game		
Steals Per Game		
Turnovers Per Game		
Turnover Margin		
Personal Fouls Per Game		

INDIVIDUAL	Top BYU player - All	Rank	Top BYU player - Conf	Rank
WCC				
Scoring				
Rebounding				
FG Percentage				
Assists				
FT Percentage				
Steals				
3FG Percentage				
3FG Made/Game				
Blocked Shots				
Assist/TO Ratio				
Offensive Rebounds				
Defensive Rebounds				
Minutes Played				
NCAA Stats	BYU Player	Rank	Actual	
Assist Turnover Ratio				
Assists Per Game				
Field Goal Percentage				
Free Throw Percentage				
Points Per Game				
Rebounds Per Game				
Steals Per Game				

BYU BASKETBALL

ROSTER AND CAREER HIGHS

No.	Name	Pos.	Ht.	Wt.	Yr.	Hometown (Previous School)	Pronunciations
1	Chase Fischer	G	6-3	195	Jr.	Ripley, W.Va. (Wake Forest)	JAMAL AYTES ATE-s or 8's
2	Jordan Ellis	G	6-1	185	Jr.	Medford, Ore. (North Medford HS)	BOB MEDINA meh-DEE-nuh
3	Tyler Haws	G	6-5	200	Sr.	Alpine, Utah (Lone Peak HS)	SKYLER HALFORD HAL-ford
5	Kyle Collinsworth	G	6-6	215	Jr.	Provo, Utah (Provo HS)	TERRY NASHIF NASH-if
10	Ryan Andrus	G	6-10	220	Fr.	American Fork, Utah (American Fork HS)	CORBIN KAUFUSI KAW-foo-see
12	Josh Sharp	F	6-7	185	Sr.	Highland, Utah (Utah)	ROBERT RAMOS RAY-mus
15	Jake Toolson	G	6-5	210	Fr.	Gilbert, Ariz. (Highland HS)	ANSON WINDER AN-sun WINE-der
20	Anson Winder	G	6-3	195	Sr.	Las Vegas, Nev. (Bishop Gorman HS)	
21	Kyle Davis*	F	6-7	225	Jr.	Draper, Utah (Utah State)	
23	Skyler Halford	G	6-1	180	Sr.	Orem, Utah (SLCC)	
24	Frank Bartley IV	G	6-3	200	So.	Baton Rouge, La. (Future College Prep)	
25	Jordan Chatman	G	6-4	195	Fr.	Vancouver, Wash. (Union HS)	
30	Dalton Nixon	F	6-8	230	Fr.	Orem, Utah (Orem HS)	
33	Nate Austin	F	7-0	230	Sr.	Alpine, Utah (Lone Peak HS)	
35	Isaac Neilson	C	6-10	230	Fr.	Mission Viejo, Calif. (Mission Viejo HS)	
40	Jamal Aytes	F	6-6	230	So.	San Diego, Calif. (JSerra Catholic HS)	
41	Luke Worthington	F	6-10	245	So.	Mequon, Wis. (Homestead HS)	
44	Corbin Kaufusi	C	6-10	260	Fr.	Provo, Utah (Timpview HS)	

Head Coach: Dave Rose, 10th year (Houston, 1983)

Assistant Coaches: Terry Nashif (BYU, 2005); Tim LaComb (Utah, 2006); Mark Pope (Kentucky, 1996)

Director of Basketball Operations: Cody Fueger (Utah, 2006)

Coordinator of Player Development: Garrett Faucette (BYU, 2008)

Team Trainer: Robert Ramos (BYU, 1995)

Strength and Conditioning Coach: Bob Medina (UNLV, 1988)

2014-15 SEASON AND CAREER HIGHS

#	Player	Points	Rebounds	Assists
1	Chase Fischer	Season Career 19 vs. Arkansas-Little Rock same	3, 2 times, last vs. Southern Virginia same	5 vs. Long Beach State same
3	Tyler Haws	Season Career 26 vs. San Diego State 48 at Portland (13-14)	4 vs. Arkansas-Little Rock 13 vs. Weber State (13-14)	5 vs. Arkansas-Little Rock 6 vs. Idaho State (09-10)
5	Kyle Collinsworth	Season Career 21 vs. San Diego State 23 vs. Loyola Marymount (13-14)	8 vs. Arkansas-Little Rock 16 vs. Loyola Marymount (13-14)	6 vs. Arkansas-Little Rock, vs. San Diego State 9 at Stanford (13-14), vs. Pepperdine (13-14)
12	Josh Sharp	Season Career 4 vs. Southern Virginia 14 at Gonzaga (12-13), vs. SCU (12-13)	4 vs. Southern Virginia 12 vs. LMU (12-13)	1 vs. Southern Virginia 3, 3 times, last vs. Oregon (13-14)
15	Jake Toolson	Season Career 15 vs. Southern Virginia same	7 vs. Southern Virginia same	4 vs. Southern Virginia same
20	Anson Winder	Season Career 14 vs. San Diego State 22 vs. Mount St. Mary's (13-14)	6 vs. Long Beach State 6, 3 times, last vs. LBSU (14-15)	2, 2 times, last vs. Arkansas-Little Rock 9 vs. Northern Arizona (11-12)
23	Skyler Halford	Season Career 18 vs. Long Beach State 28 vs. San Diego (13-14)	7 vs. Long Beach State same	3 vs. Long Beach State same
24	Frank Bartley IV	Season Career 4 vs. Southern Virginia 16 vs. Mount St. Mary's (13-14)	6 vs. Southern Virginia 7 vs. Mount St. Mary's, at LMU (13-14)	7 vs. Southern Virginia same
30	Dalton Nixon	Season Career 10 vs. Southern Virginia same	3 vs. SVU, vs. San Diego State same	2 vs. Southern Virginia, vs. San Diego State same
33	Nate Austin	Season Career 8 vs. Arkansas-Little Rock 15 vs. Weber State (11-12)	11 vs. Arkansas-Little Rock 16 vs. San Francisco (13-14)	3 vs. Long Beach State 4 vs. ENMU (12-13), vs. PVAMU (13-14)
35	Isaac Neilson	Season Career 13 vs. Southern Virginia same	7 vs. Southern Virginia same	2 vs. Southern Virginia same
41	Luke Worthington	Season Career 12 vs. Southern Virginia same	4, 2 times, vs. UALR, vs. SVU 4, 3 times, last vs. Southern Virginia (14-15)	1, 4 times, last vs. Portland same
44	Corbin Kaufusi	Season Career 5, 2 times, vs. UALR, vs. SVU same	4 2 times, vs. UALR, vs. SVU same	1 vs. Southern Virginia same

GEOGRAPHIC BREAKDOWN

Arizona	Jake Toolson
California	Jamal Aytes, Isaac Neilson
Louisiana	Frank Bartley IV
Nevada	Anson Winder
Oregon	Jordan Ellis
Utah	Ryan Andrus, Nate Austin, Kyle Collinsworth, Kyle Davis, Skyler Halford, Tyler Haws, Corbin Kaufusi, Dalton Nixon, Josh Sharp
Washington	Jordan Chatman
West Virginia	Chase Fischer
Wisconsin	Luke Worthington

CLASS BREAKDOWN

Seniors	Juniors	Sophomores	Freshmen
Nate Austin Skyler Halford Tyler Haws Josh Sharp Anson Winder	Kyle Collinsworth Kyle Davis* Jordan Ellis Chase Fischer	Jamal Aytes Frank Bartley IV Luke Worthington	Ryan Andrus Jake Toolson Jordan Chatman Dalton Nixon Isaac Neilson Corbin Kaufusi
*Sitting out in 2014-15 due to NCAA transfer rules			

#1 • CHASE FISCHER
6-3 • 195 • JR • GUARD



RIPLEY, WEST VIRGINIA
WAKE FOREST

2014-15 SEASON — PPG: 14.3 RPG: 2.3 APG: 2.8 SPG: 0.8 BPG: 0.0 FG%: .442 3FG%: .393 FT%: .800

Last Time Out

- Had 11 points, hit 3 threes, and added 2 assists, a block and a steal vs. San Diego State

In 2014-15 • Junior

- A team captain
- Scored 17 points on 4 of 8 3-point shooting and 5 of 5 from the free throw line ... also had 5 assists, 3 rebounds and 1 steal vs. Long Beach State
- Totaled 19 points on 7 of 12 shooting, 4 of 7 from three, vs. UALR

Before BYU

- Played in 62 games and started six times for the Wake Forest Demon Deacons in 2011-12 and 2012-13
- A team captain as a sophomore in 2012-13
- As a sophomore averaged 4.5 points and 1.1 rebounds in 14.2 minutes per game while shooting .395 from the field, .422 from three and .600 from the free-throw line
- Scored a career-high 15 points while hitting a career-best 5 of 8 from three vs. High Point on Dec. 5, 2012
- Scored in double figures five times and hit two-plus threes 10 times
- As a freshman in 2011-12 averaged 6.3 points, 2.2 rebounds and 1.5 assists in 26.1 minutes per game and shot .350 from the field, .320 from three and .821 from the free-throw line
- Scored in double figures nine times and hit two-plus threes 12 times
- Prepped at Ripley High School
- A 2011 first-team Parade All-American

- 2011 Gatorade Boys Basketball Player of the Year for the state of West Virginia and a McDonald's All-America nominee
- Two-time first team all-state selection in 2009-10 and 2010-11
- Received the 2011 Bill Evans Award, which goes to the state's player of the year (was second in the voting as a junior)

Personal

- Parents are John and Robin Fischer
- Older brother Noah played college basketball at Marshall and University of Charleston
- Before committing to Wake Forest was also recruited by Marshall, Ohio, UCF and VCU

2014-15 SEASON HIGHS

PTS	19 vs. UALR – 11/18/14
1st H	9, twice, last vs. UALR – 11/18/14
2nd H	10 vs. UALR – 11/18/14
REB	3, twice, last vs. SWU – 11/19/14
AST	5 vs. LBSU – 11/14/14
STL	1, 3 times, last vs. SDSU – 11/24/14
BLK	1 vs. SDSU – 11/24/14
FGM	7 vs. UALR – 11/18/14
FGA	13 vs. SDSU – 11/24/14
3PM	4, twice, last vs. UALR – 11/18/14
3PA	9 vs. SDSU – 11/24/14
FTM	5 vs. LBSU – 11/14/14
FTA	5 vs. LBSU – 11/14/14

MISCELLANEOUS

	14-15	Career
Double-Figure Points	3 (3-1)	same
20-plus Points	0 (0-0)	same
Double-Figure Reb	0 (0-0)	same
Double-Doubles	0 (0-0)	same
3-plus Steals	0 (0-0)	same
3-plus Blocks	0 (0-0)	same
3-plus 3-point FG	3 (2-1)	same
Scoring Leader	1 (1-0)	same
Rebound Leader	0 (0-0)	same
Assist Leader	0 (0-0)	same

2014-15 GAME-BY-GAME

Opponent	Date	GS	Min	FG	FGA	Pct	3FG	FGA	Pct	FT	FTA	Pct	Off	Def	TR	Avg	PF	FO	A	TO	Blk	Stl	Pts	Avg
Long Beach State	11/14/14	*	31	4	9	.444	4	8	.500	5	5	1.000	0	3	3	3.0	3	0	5	2	0	1	17	17.0
Arkansas-Little Rock	11/18/14	*	28	7	12	.583	4	7	.571	1	1	1.000	0	2	2	2.5	1	0	1	2	0	1	19	18.0
Southern Virginia	11/19/14	*	16	4	9	.444	0	4	.000	2	4	.500	0	3	3	2.7	1	0	3	2	0	0	10	15.3
vs. San Diego State	11/24/14	*	42	4	13	.308	3	9	.333	0	0	.000	0	1	1	2.3	2	0	2	3	1	1	11	14.3
vs. Pitt/Chaminade	11/25/14																							
vs. TBD	11/26/14																							
Eastern Kentucky	11/29/14																							
at Utah State	12/02/14																							
vs. Hawai'i	12/06/14																							
Utah	12/10/14																							
at Weber State	12/13/14																							
Stanford	12/20/14																							
UMass	12/23/14																							
Gonzaga	12/27/14																							
Portland	12/29/14																							
at Santa Clara	01/01/15																							
at San Francisco	01/03/15																							
Pepperdine	01/08/15																							
Loyola Marymount	01/10/15																							
at Pacific	01/15/15																							
at Saint Mary's	01/17/15																							
at San Diego	01/24/15																							
San Francisco	01/29/15																							
Santa Clara	01/31/15																							
at Pepperdine	02/05/15																							
at Loyola Marymount	02/07/15																							
Saint Mary's	02/12/15																							
Pacific	02/14/15																							
San Diego	02/19/15																							
at Portland	02/26/15																							
at Gonzaga	02/28/15																							
Totals		4	117	19	43	.442	11	28	.393	8	10	.800	0	9	9	2.3	7	0	11	9	1	3	57	14.3


CAREER STATISTICS (ALL GAMES)

Year	GP	GS	Min	Avg	FG	FGA	Pct	3FG	FGA	Pct	FT	FTA	Pct	Off	Def	TR	Avg	PF	FO	A	TO	Blk	Stl	Pts	Avg
2014-15	4	4	117	29.3	19	43	.442	11	28	.393	8	10	.800	0	9	9	2.3	7	0	11	9	1	3	57	14.3
TOTAL	4	4	117	29.3	19	43	.442	11	28	.393	8	10	.800	0	9	9	2.3	7	0	11	9	1	3	57	14.3

CAREER STATISTICS (CONFERENCE GAMES)

Year	GP	GS	Min	Avg	FG	FGA	Pct	3FG	FGA	Pct	FT	FTA	Pct	Off	Def	TR	Avg	PF	FO	A	TO	Blk	Stl	Pts	Avg
2014-15																									
TOTAL																									

#2 • JORDAN ELLIS
6-1 • 180 • JR • GUARD



MEDFORD, OREGON
PORTLAND STATE

2014-15 SEASON — PPG: 2.0 RPG: 0.0 APG: 0.0 SPG: 0.0 BPG: 0.0 FG%: 1.000 3FG%: .000 FT%: .000

Last Time Out

- Scored 2 points in 16 minutes during his BYU debut against SVU

In 2014-15 • Junior

- Scored 2 points in 16 minutes during his BYU debut against SVU

Before BYU

- A three-time letterwinner at North Medford High School
- A three-time first-team all-conference honoree
- North Medford's all-time leading scorer
- Lettered in football and track
- Also attended Grayson County College in Texas and Portland State prior to BYU

Personal

- Parents are Jerry and Dee Ellis
- Has two brothers and one sister
- Served a two-year mission for The Church of Jesus Christ of Latter-day Saints in Boston, Massachusetts

2014-15 SEASON HIGHS

PTS	2 vs. SVU – 11/19/14
1st H	—
2nd H	2 vs. SVU – 11/19/14
REB	—
AST	—
STL	—
BLK	—
FGM	1 vs. SVU – 11/19/14
FGA	1 vs. SVU – 11/19/14
3PM	—
3PA	—
FTM	—
FTA	—

MISCELLANEOUS

	14-15	Career
Double-Figure Points	0 (0-0)	same
20-plus Points	0 (0-0)	same
Double-Figure Reb	0 (0-0)	same
Double-Doubles	0 (0-0)	same
3-plus Steals	0 (0-0)	same
3-plus Blocks	0 (0-0)	same
3-plus 3-point FG	0 (0-0)	same
Scoring Leader	0 (0-0)	same
Rebound Leader	0 (0-0)	same
Assist Leader	0 (0-0)	same

2014-15 GAME-BY-GAME

Opponent	Date	GS	Min	FG	FGA	Pct	3FG	FGA	Pct	FT	FTA	Pct	Off	Def	TR	Avg	PF	FO	A	TO	Blk	Stl	Pts	Avg
Long Beach State	11/14/14																							
Arkansas-Little Rock	11/18/14																							
Southern Virginia	11/19/14		16	1	1	1.000	0	0	.000	0	0	.000	0	0	0.0	1	0	0	0	0	0	2	2.0	
vs. San Diego State	11/24/14																							
vs. Pitt/Chaminade	11/25/14																							
vs. TBD	11/26/14																							
Eastern Kentucky	11/29/14																							
at Utah State	12/02/14																							
vs. Hawai'i	12/06/14																							
Utah	12/10/14																							
at Weber State	12/13/14																							
Stanford	12/20/14																							
UMass	12/23/14																							
Gonzaga	12/27/14																							
Portland	12/29/14																							
at Santa Clara	01/01/15																							
at San Francisco	01/03/15																							
Pepperdine	01/08/15																							
Loyola Marymount	01/10/15																							
at Pacific	01/15/15																							
at Saint Mary's	01/17/15																							
at San Diego	01/24/15																							
San Francisco	01/29/15																							
Santa Clara	01/31/15																							
at Pepperdine	02/05/15																							
at Loyola Marymount	02/07/15																							
Saint Mary's	02/12/15																							
Pacific	02/14/15																							
San Diego	02/19/15																							
at Portland	02/26/15																							
at Gonzaga	02/28/15																							
Totals		0	16	1	1	1.000	0	0	.000	0	0	.000	0	0	0.0	1	0	0	0	0	0	2	2.0	

CAREER STATISTICS (ALL GAMES)

Year	GP	GS	Min	Avg	FG	FGA	Pct	3FG	FGA	Pct	FT	FTA	Pct	Off	Def	TR	Avg	PF	FO	A	TO	Blk	Stl	Pts	Avg
2014-15	1	0	16	16.0	1	1	1.000	0	0	.000	0	0	.000	0	0	0	0.0	1	0	0	0	0	2	2.0	
TOTAL	1	0	16	16.0	1	1	1.000	0	0	.000	0	0	.000	0	0	0	0.0	1	0	0	0	0	2	2.0	

CAREER STATISTICS (CONFERENCE GAMES)

Year	GP	GS	Min	Avg	FG	FGA	Pct	3FG	FGA	Pct	FT	FTA	Pct	Off	Def	TR	Avg	PF	FO	A	TO	Blk	Stl	Pts	Avg
2014-15																									
TOTAL																									

#3 • TYLER HAWS
6-5 • 195 • SR • GUARD



ALPINE, UTAH
LONE PEAK HS

2014-15 SEASON — PPG: 19.5 RPG: 3.0 APG: 2.0 SPG: 1.5 BPG: 0.3 FG%: .431 3FG%: .400 FT%: .870

Last Time Out

- Scored a season-high 26 points and hit a season-best 5 threes vs. SDSU

In 2014-15 • Senior

- A team captain
- Named Preseason All-WCC as voted on by the league's coaches
- Scored 21 points, grabbed 3 rebounds, 3 steals and had a block and an assist vs. Long Beach State
- Had 18 points, 5 assists and 2 steals vs. UALR

In 2013-14 • Junior

- A team captain
- Named an Honorable Mention All-American by the Associated Press
- Named WCC Player of the Year, to the All-WCC Team and the WCC All-Tournament Team
- Named to the USBWA All-District VIII First Team, the NABC All-District 9 First Team and the Basketball Times All-District Team (Rockies)
- Named to the All-High Major First Team, the WCC Player of the Year and to the All-WCC First Team by CollegeSportsMadness.com
- Two-time WCC Player of the Week (Jan. 13, Feb. 1)
- Named the Co-Male Athlete of the Year and received the Floyd Johnson Service Award at the 2014 Y Awards
- Ranked 6th in the nation in points per game at 23.2 (6th all-time at BYU for a single season), 5th in total points, 6th in field goal attempts and field goals made, 5th in free throws made, 27th in attempts and 19th in free throw percentage
- Ranked 1st in the WCC in scoring, 3rd in free throw percentage, 13th in 3-point field goal percentage, 4th in minutes played, T-15th in steals
- Set the WCC tournament record for free throws made with 29

- Scored a career-high 48 points against Portland, 3rd all-time in BYU history and tied for the most in the NCAA in 2013-14, also set career highs in field goals made and attempted and 3-point field goals attempted

In 2012-13 • Sophomore

- Named to All-West Coast Conference Team, USBWA All-District VIII First Team and NABC All-District 9 First Team
- Ranked 7th in the NCAA in scoring (the only BYU sophomore to finish in the top 10 and only the fifth Cougar to do so), 102nd in field goal percentage and 17th in free throw percentage

In 2011-12 • Freshman

- Named to All-MWC Third Team, Academic All-MWC and the HoopTV Las Vegas Classic All-Tournament Team
- Averaged 11.3 points and 4.2 rebounds and shot .498 from the field, .368 from three and .917 from the free throw line

Before BYU

- Played for Quincy Lewis at Lone Peak High School
- Named Deseret News Mr. Basketball as a junior and senior
- Led Lone Peak to state titles as a sophomore and junior
- Participated in the NBA Top 100 camp in Charlottesville, Va., and the Reebok All-America camp in Philadelphia in summer of 2008

Personal

- Parents are Marty and Tiffanie Haws
- Served a mission for The Church of Jesus Christ of Latter-day Saints in the Philippines
- Was born in Belgium

2014-15 SEASON HIGHS

PTS	26 vs. SDSU – 11/24/14
1st H	9, twice, last vs. SVU – 11/19/14
2nd H	20 vs. SDSU – 11/24/14
REB	4 vs. UALR – 11/18/14
AST	5 vs. UALR – 11/18/14
STL	3 vs. LBSU – 11/14/14
BLK	1 vs. LBSU – 11/14/14
FGM	9 vs. SDSU – 11/24/14
FGA	24 vs. SDSU – 11/24/14
3PM	5 vs. SDSU – 11/24/14
3PA	9 vs. SDSU – 11/24/14
FTM	7 vs. SVU – 11/19/14
FTA	7 vs. SVU – 11/19/14

CAREER HIGHS

PTS	48 at Portland – 1/23/14
1st H	29, vs. Virginia Tech – 12/29/12
2nd H	32 at Portland – 1/23/14 (includes OT)
REB	13 vs. Weber State – 11/08/13
AST	6 vs. Idaho State – 11/17/09
STL	4 vs. Air Force – 2/13/10
BLK	2, twice, last vs. LMU – 1/11/14
FGM	17 at Portland – 1/23/14
FGA	34 at Portland – 1/23/14
3PM	6 vs. Virginia Tech – 12/29/12
3PA	8, 3 times, last at Portland – 1/23/14
FTM	14, twice, last vs. USF – 3/10/14
FTA	14, 4 times, last vs. USF – 3/10/14

MISCELLANEOUS

	14-15	Career
Double-Figure Points	4 (3-1)	92 (67-25)
20-plus Points	2 (1-1)	52 (37-15)
Double-Figure Reb	0 (0-0)	3 (3-0)
Double-Doubles	0 (0-0)	3 (3-0)
3-plus Steals	1 (1-0)	12 (10-2)
3-plus Blocks	0 (0-0)	0 (0-0)
3-plus 3-point FG	1 (0-1)	13 (10-3)
Scoring Leader	2 (1-1)	51 (34-17)
Rebound Leader	0 (0-0)	13 (10-3)
Assist Leader	0 (0-0)	12 (7-5)

2014-15 GAME-BY-GAME

Opponent	Date	GS	Min	FG	FGA	Pct	3FG	FGA	Pct	FT	FTA	Pct	Off	Def	TR	Avg	PF	FO	A	TO	Blk	Stl	Pts	Avg
Long Beach State	11/14/14	*	33	7	13	.538	2	5	.400	5	6	.833	0	3	3	3.0	3	0	1	4	1	3	21	21.0
Arkansas-Little Rock	11/18/14	*	30	6	11	.545	1	4	.250	5	6	.833	0	4	4	3.5	0	0	5	1	0	2	18	19.5
Southern Virginia	11/19/14	*	17	3	10	.300	0	2	.000	7	7	1.000	1	2	3	3.3	2	0	1	2	0	0	13	17.3
vs. San Diego State	11/24/14	*	48	9	24	.375	5	9	.556	3	4	.750	2	0	2	3.0	1	0	1	4	0	1	26	19.5
vs. Pitt/Chaminade	11/25/14																							
vs. TBD	11/26/14																							
Eastern Kentucky	11/29/14																							
at Utah State	12/02/14																							
vs. Hawai'i	12/06/14																							
Utah	12/10/14																							
at Weber State	12/13/14																							
Stanford	12/20/14																							
UMass	12/23/14																							
Gonzaga	12/27/14																							
Portland	12/29/14																							
at Santa Clara	01/01/15																							
at San Francisco	01/03/15																							
Pepperdine	01/08/15																							
Loyola Marymount	01/10/15																							
at Pacific	01/15/15																							
at Saint Mary's	01/17/15																							
at San Diego	01/24/15																							
San Francisco	01/29/15																							
Santa Clara	01/31/15																							
at Pepperdine	02/05/15																							
at Loyola Marymount	02/07/15																							
Saint Mary's	02/12/15																							
Pacific	02/14/15																							
San Diego	02/19/15																							
at Portland	02/26/15																							
at Gonzaga	02/28/15																							
Totals		4	128	25	58	.431	8	20	.400	20	23	.870	3	9	12	3.0	6	0	8	11	1	6	78	19.5

CAREER STATISTICS (ALL GAMES)

Year	GP	GS	Min	Avg	FG	FGA	Pct	3FG	FGA	Pct	FT	FTA	Pct	Off	Def	TR	Avg	PF	FO	A	TO	Blk	Stl	Pts	Avg
2009-10	35	33	924	26.4	131	263	.498	25	68	.368	110	120	.917	49	97	146	4.2	53	0	54	41	5	26	397	11.3
2012-13	36	36	1235	34.3	276	571	.483	43	113	.381	185	211	.877	49	116	165	4.6	54	0	71	71	5	45	780	21.7
2013-14	33	33	1143	34.6	252	544	.463	40	99	.404	223	253	.881	33	93	126	3.8	75	1	49	63	9	34	767	23.2
2014-15	4	4	128	32.0	25	58	.431	8	20	.400	20	23	.870	3	9	12	3.0	6	0	8	11	1	6	78	19.5
TOTAL	108	106	3430	31.8	684	1436	.476	116	300	.387	538	607	.886	134	315	449	4.2	188	1	182	186	20	111	2022	18.7

CAREER STATISTICS (CONFERENCE GAMES)

Year	GP	GS	Min	Avg	FG	FGA	Pct	3FG	FGA	Pct	FT	FTA	Pct	Off	Def	TR	Avg	PF	FO	A	TO	Blk	Stl	Pts	Avg	
2009-10	16	16	424	26.5	57	129	.442	14	37	.378	51	55	.927	24	40	64	4.0	18	0	28	18	2	13	179	11.2	
2012-13	16	16	562	35.1	117	247	.474	15	41	.366	80	98	.816	18	55	73	4.6	24	0	24	26	0	18	329	20.6	
2013-14	18	18	617	34.3	143	298	.480	23	50	.460	114	131	.870	13	40	53	2.9	40	1	29	34	7	19	423	23.5	
2014-15																										
TOTAL	50	50	1603	32.1	317	674	.470	52	128	.406	245	284	.863	55	135	190	3.8	82	1	81	78	9	50	931	18.6	

#5 • KYLE COLLINSWORTH
6-6 • 210 • JR • GUARD



PROVO, UTAH
PROVO HS

2014-15 SEASON — PPG: 10.7 RPG: 5.7 APG: 4.3 SPG: 1.2 BPG: 0.0 FG%: .480 3FG%: .333 FT%: .583

Last Time Out

- Post a season-high 21 points and added 7 rebounds, 6 assists and 3 steals vs. San Diego State

In 2014-15 • Junior

- A team captain
- Named Preseason All-WCC as voted on by the league's coaches
- Post a season-high 21 points and added 7 rebounds, 6 assists and 3 steals vs. San Diego State

In 2013-14 • Sophomore

- A team captain
- Named to the All-WCC Team and the WCC All-Tournament Team
- Named to the CollegeSportsMadness.com All-WCC Third Team
- Ranked 83rd in the nation in assists per game, 89th in steals per game, 86th in rebounds per game, 60th in total assists and 58th in total rebounds
- Ranked 2nd in the WCC in rebounding, 3rd in steals, 3rd in assists, 3rd in defensive rebounds, 5th in offensive rebounds, 7th in minutes played, 11th in assist/turnover ratio
- One of four players in the NCAA ranked in the top 100 in rebounds and assists
- In the BYU record book, totaled the 7th most offensive rebounds in a season, 7th most offensive rebounds per game, 7th most 3 steal games, 8th most 5 steal games, 9th most assists, 9th most steals and 9th most steals per game
- Posted season highs of 23 points (Loyola Marymount), 16 rebounds (Loyola Marymount), 8 assists (twice), 5 steals (twice), 3 blocks

In 2010-11 • Freshman

- Averaged 5.8 points, 5.1 rebounds, 2.1 assists and 1.1 steals while shooting .481 from the field, .259 from three and .568 from the free throw line
- Posted season highs of 16 points, 15 rebounds, 6 assists, 4 steals and 3 blocks

Before BYU

- Played for Craig Drury and helped Provo High to state titles as a freshman and sophomore, a second-place state finish as a junior and a trip to the state semifinals as a senior
- Participated in the NBA Players' Association Top 100 camp in Virginia in the summer of 2009
- Played in the High School Academic All-American Classic and received the Shooter's Touch Community Service Award at the classic
- Named Deseret News Mr. Basketball, Salt Lake Tribune Male Athlete of the Year and Utah Gatorade Player of the Year as a senior and earned first-team all-state honors from the Deseret News and the Salt Lake Tribune and was the Daily Herald's All-Valley Player of the Year

Personal

- Parents are Jeff and Alisa
- Has two sisters and two brothers
- Brother is Chris Collinsworth, a former forward for the Cougars
- Served a mission for The Church of Jesus Christ of Latter-day Saints in Russia

2014-15 SEASON HIGHS

PTS	21 vs. SDSU – 11/24/14
1st H	5 vs. SDSU – 11/24/14
2nd H	16 vs. SDSU – 11/24/14
REB	8 vs. UALR – 11/18/14
AST	6, twice, last vs. SDSU – 11/24/14
STL	3 vs. SDSU – 11/24/14
BLK	—
FGM	7 vs. SDSU – 11/24/14
FGA	14 vs. SDSU – 11/24/14
3PM	1 vs. SDSU – 11/24/14
3PA	2 vs. SDSU – 11/24/14
FTM	6 vs. SDSU – 11/24/14
FTA	8 vs. SDSU – 11/24/14

CAREER HIGHS

PTS	23 vs. LMU – 3/8/14
1st H	16 vs. LMU – 3/8/14
2nd H	16 vs. SDSU – 11/24/14
REB	16 vs. LMU – 3/8/14
AST	9, twice, last vs. Pepperdine – 1/09/14
STL	5, twice, last vs. Santa Clara – 2/6/14
BLK	3, twice, last vs. LMU – 1/11/14
FGM	10 vs. LMU – 3/8/14
FGA	16 vs. San Francisco – 3/10/14
3PM	2, twice, last at UMass – 1/1/11
3PA	5 vs. Fresno Pacific – 1/1/11
FTM	8, twice, last vs. SMC – 2/1/14
FTA	12, twice, last at Portland – 1/23/14

MISCELLANEOUS

	14-15	Career
Double-Figure Points	1 (0-1)	41 (30-11)
20-plus Points	1 (0-1)	4 (3-1)
Double-Figure Reb	0 (0-0)	13 (10-3)
Double-Doubles	0 (0-0)	8 (6-2)
3-plus Steals	1 (0-1)	14 (11-3)
3-plus Blocks	0 (0-0)	1 (1-0)
3-plus 3-point FG	0 (0-0)	0 (0-0)
Scoring Leader	0 (0-0)	6 (5-1)
Rebound Leader	1 (0-1)	26 (20-6)
Assist Leader	2 (1-1)	24 (15-9)

2014-15 GAME-BY-GAME

Opponent	Date	GS	Min	FG	FGA	Pct	3FG	FGA	Pct	FT	FTA	Pct	Off	Def	TR	Avg	PF	FO	A	TO	Blk	Stl	Pts	Avg
Long Beach State	11/14/14	*	13	3	6	.500	0	1	.000	0	0	.000	1	1	2	2.0	3	0	1	5	0	1	6	6.0
Arkansas-Little Rock	11/18/14	*	17	2	5	.400	0	0	.000	1	4	.250	3	5	8	5.0	3	0	6	4	0	1	5	5.5
Southern Virginia	11/19/14																							
vs. San Diego State	11/24/14	*	45	7	14	.500	1	2	.500	6	8	.750	1	6	7	5.7	4	0	6	2	0	3	21	10.7
vs. Pitt/Chaminade	11/25/14																							
vs. TBD	11/26/14																							
Eastern Kentucky	11/29/14																							
at Utah State	12/02/14																							
vs. Hawai'i	12/06/14																							
Utah	12/10/14																							
at Weber State	12/13/14																							
Stanford	12/20/14																							
UMass	12/23/14																							
Gonzaga	12/27/14																							
Portland	12/29/14																							
at Santa Clara	01/01/15																							
at San Francisco	01/03/15																							
Pepperdine	01/08/15																							
Loyola Marymount	01/10/15																							
at Pacific	01/15/15																							
at Saint Mary's	01/17/15																							
at San Diego	01/24/15																							
San Francisco	01/29/15																							
Santa Clara	01/31/15																							
at Pepperdine	02/05/15																							
at Loyola Marymount	02/07/15																							
Saint Mary's	02/12/15																							
Pacific	02/14/15																							
San Diego	02/19/15																							
at Portland	02/26/15																							
at Gonzaga	02/28/15																							
Totals		3	75	12	25	.480	1	3	.333	7	12	.583	5	12	17	5.7	10	0	13	11	0	5	32	10.7


CAREER STATISTICS (ALL GAMES)

Year	GP	GS	Min	Avg	FG	FGA	Pct	3FG	FGA	Pct	FT	FTA	Pct	Off	Def	TR	Avg	PF	FO	A	TO	Blk	Stl	Pts	Avg
2010-11	36	27	926	25.7	78	162	.481	7	27	.259	46	81	.568	55	128	183	5.1	73	1	75	56	16	39	209	5.8
2013-14	34	34	1136	33.4	175	352	.497	8	22	.364	117	203	.576	85	190	275	8.1	82	1	156	89	15	57	475	14.0
2014-15	3	3	75	25.0	12	25	.480	1	3	.333	7	12	.583	5	12	17	5.7	10	0	13	11	0	5	32	10.7
TOTAL	73	64	2137	29.3	265	539	.492	16	52	.308	170	296	.574	145	330	475	6.5	165	2	244	156	31	101	716	9.8

CAREER STATISTICS (CONFERENCE GAMES)

Year	GP	GS	Min	Avg	FG	FGA	Pct	3FG	FGA	Pct	FT	FTA	Pct	Off	Def	TR	Avg	PF	FO	A	TO	Blk	Stl	Pts	Avg	
2010-11	15	10	365	24.3	26	57	.456	3	8	.375	23	31	.742	20	59	79	5.3	31	1	32	26	8	10	78	5.2	
2013-14	18	18	583	32.4	93	181	.514	3	8	.375	65	112	.580	51	86	137	7.6	43	1	82	48	6	37	254	14.1	
2014-15																										
TOTAL	33	28	948	28.7	119	238	.500	6	16	.375	88	143	.615	71	145	216	6.5	74	2	114	74	14	47	332	10.1	

#10 • RYAN ANDRUS
6-11 • 215 • FR • FORWARD



AMERICAN FORK, UTAH
AMERICAN FORK HS

2014-15 SEASON — PPG: 1.5 RPG: 1.5 APG: 0.5 SPG: 0.0 BPG: 0.0 FG%: .500 3FG%: .000 FT%: .500

Last Time Out

- Scored 3 points, grabbed 3 rebounds and made an assist in 16 minutes against Southern Virginia

In 2014-15

- Scored 3 points, grabbed 3 rebounds and made an assist in 16 minutes against Southern Virginia

Before BYU

- A four-year letterman playing for Doug Meacham at American Fork High School
- As a senior averaged 14.9 points, 7.7 rebounds and 1.7 assists as American Fork finished 17-9 overall and 8-4 in region play and advanced to the 5A state semifinals
- Named first-team all-state by the Deseret News and the Salt Lake Tribune
- As a junior averaged 19.4 points, 6.5 rebounds, 1.5 assists and 1.1 steals as American Fork finished 17-9 overall and 7-3 in region play and advanced to the 5A state semifinals
- Named first-team all-state by the Deseret News, second-team all-state by the Salt Lake Tribune, All-Valley by the Daily Herald
- As a sophomore averaged 5.8 points and 3.8 rebounds as American Fork finished 19-3 overall and 9-1 in region play
- Played for DreamVision during the AAU season

Personal

- Parents are David and Yvonne Andrus
- Has two brothers and one sister
- Also recruited by Utah and Utah State

2014-15 SEASON HIGHS

PTS	3 vs. SVU – 11/19/14
1st H	1 vs. SVU – 11/19/14
2nd H	2 vs. SVU – 11/19/14
REB	3 vs. SVU – 11/19/14
AST	1 vs. SVU – 11/19/14
STL	—
BLK	—
FGM	1 vs. SVU – 11/19/14
FGA	2 vs. SVU – 11/19/14
3PM	—
3PA	—
FTM	1 vs. SVU – 11/19/14
FTA	2 vs. SVU – 11/19/14

MISCELLANEOUS

	14-15	Career
Double-Figure Points	0 (0-0)	same
20-plus Points	0 (0-0)	same
Double-Figure Reb	0 (0-0)	same
Double-Doubles	0 (0-0)	same
3-plus Steals	0 (0-0)	same
3-plus Blocks	0 (0-0)	same
3-plus 3-point FG	0 (0-0)	same
Scoring Leader	0 (0-0)	same
Rebound Leader	0 (0-0)	same
Assist Leader	0 (0-0)	same

2014-15 GAME-BY-GAME

Opponent	Date	GS	Min	FG	FGA	Pct	3FG	FGA	Pct	FT	FTA	Pct	Off	Def	TR	Avg	PF	FO	A	TO	Blk	Stl	Pts	Avg	
Long Beach State	11/14/14																								
Arkansas-Little Rock	11/18/14		1	0	0	.000	0	0	.000	0	0	.000	0	0	0.0	0	0	0	0	0	0	0	0.0		
Southern Virginia	11/19/14		16	1	2	.500	0	1	.000	1	2	.500	1	2	3	1.5	1	0	1	0	0	0	3	1.5	
vs. San Diego State	11/24/14																								
vs. Pitt/Chaminade	11/25/14																								
vs. TBD	11/26/14																								
Eastern Kentucky	11/29/14																								
at Utah State	12/02/14																								
vs. Hawai'i	12/06/14																								
Utah	12/10/14																								
at Weber State	12/13/14																								
Stanford	12/20/14																								
UMass	12/23/14																								
Gonzaga	12/27/14																								
Portland	12/29/14																								
at Santa Clara	01/01/15																								
at San Francisco	01/03/15																								
Pepperdine	01/08/15																								
Loyola Marymount	01/10/15																								
at Pacific	01/15/15																								
at Saint Mary's	01/17/15																								
at San Diego	01/24/15																								
San Francisco	01/29/15																								
Santa Clara	01/31/15																								
at Pepperdine	02/05/15																								
at Loyola Marymount	02/07/15																								
Saint Mary's	02/12/15																								
Pacific	02/14/15																								
San Diego	02/19/15																								
at Portland	02/26/15																								
at Gonzaga	02/28/15																								
Totals			0	17	1	2	.500	0	1	.000	1	2	.500	1	2	3	1.5	1	0	1	0	0	3	1.5	

CAREER STATISTICS (ALL GAMES)

Year	GP	GS	Min	Avg	FG	FGA	Pct	3FG	FGA	Pct	FT	FTA	Pct	Off	Def	TR	Avg	PF	FO	A	TO	Blk	Stl	Pts	Avg
2014-15	2	0	17	8.5	1	2	.500	0	1	.000	1	2	.500	1	2	3	1.5	1	0	1	0	0	0	3	1.5
TOTAL	2	0	17	8.5	1	2	.500	0	1	.000	1	2	.500	1	2	3	1.5	1	0	1	0	0	0	3	1.5

CAREER STATISTICS (CONFERENCE GAMES)

Year	GP	GS	Min	Avg	FG	FGA	Pct	3FG	FGA	Pct	FT	FTA	Pct	Off	Def	TR	Avg	PF	FO	A	TO	Blk	Stl	Pts	Avg	
2014-15																										
TOTAL																										

#12 • JOSH SHARP
6-7 • 190 • SR • FORWARD



HIGHLAND, UTAH
UTAH

2014-15 SEASON HIGHS

PTS	4 vs. SVU – 11/19/14
1st H	1 vs. UALR – 11/18/14
2nd H	4 vs. SVU – 11/19/14
REB	4 vs. SVU – 11/19/14
AST	1 vs. SVU – 11/19/14
STL	1 vs. SVU – 11/19/14
BLK	1 vs. SVU – 11/19/14
FGM	2 vs. SVU – 11/19/14
FGA	2 vs. SVU – 11/19/14
3PM	—
3PA	—
FTM	1 vs. UALR – 11/18/14
FTA	2 vs. UALR – 11/18/14

CAREER HIGHS

PTS	14 at Gonzaga – 1/24/13, SCU – 2/2/13
1st H	10 at Gonzaga – 1/24/13
2nd H	8 vs. Virginia Tech – 12/29/12
REB	12 vs. LMU – 1/3/13
AST	3, twice, last vs. San Diego – 1/04/14
STL	2, 4 times, last at USD – 3/01/14
BLK	2, twice, last vs. CSUN – 11/24/12
FGM	6 vs. Montana – 11/28/12
FGA	8 vs. Montana – 11/28/12
3PM	1, 3 times, last vs. SMC – 1/16/13
3PA	1, 13 times, last at Pepperdine – 12/30/13
FTM	4, 4 times, last vs. LMU – 1/11/14
FTA	6 at Gonzaga – 1/24/13

MISCELLANEOUS

	14-15	Career
Double-Figure Points	0 (0-0)	5 (4-1)
20-plus Points	0 (0-0)	0 (0-0)
Double-Figure Reb	0 (0-0)	3 (2-1)
Double-Doubles	0 (0-0)	0 (0-0)
3-plus Steals	0 (0-0)	0 (0-0)
3-plus Blocks	0 (0-0)	0 (0-0)
3-plus 3-point FG	0 (0-0)	0 (0-0)
Scoring Leader	0 (0-0)	1 (0-1)
Rebound Leader	0 (0-0)	4 (3-1)
Assist Leader	0 (0-0)	1 (1-0)

2014-15 SEASON — PPG: 2.3 RPG: 1.7 APG: 0.3 SPG: 0.3 BPG: 0.3 FG%: 1.000 3FG%: .000 FT%: .500

Last Time Out

- Scored 4 points, grabbed 4 rebounds and added an assist, a steal and a block against Southern Virginia

In 2014-15 • Senior

- Scored 3 points and grabbed 1 rebound against Arkansas-Little Rock

In 2013-14 • Junior

- Posted season highs of 10 points (Loyola Marymount), 7 rebounds (Pacific), 3 assists (San Diego), 2 steals (at San Diego), 3 field goals made (Loyola Marymount), 4 free throws made (Loyola Marymount)
- Scored 10 points and grabbed four rebounds against Loyola Marymount on Jan. 11
- Grabbed seven rebounds and had 2 assists against Pacific on Jan. 30
- Averaged 1.4 points and 2.4 rebounds and shot .630 from the field and .579 from the free throw line

In 2012-13 • Sophomore

- Was 15th in the WCC in all games in offensive rebounds and 9th in the WCC in conference games
- Played in 32 games, started 22, recorded double-figure points 4 times, double-figure rebounds 3 times ... did not play in the last four games of the season due to a strained Achilles
- Had 3 or more offensive rebounds 11 times
- Tied for second all-time at BYU with 9 offensive rebounds against Loyola Marymount in Provo

- Led team in scoring once against No. 10 Gonzaga and in rebounding 4 times
- Posted season highs of 14 points (at Gonzaga, vs. Santa Clara), 12 rebounds (vs. LMU), 2 assists (5 times), 2 steals (three times) and 2 blocks (twice)
- Averaged 4.4 points, 3.9 rebounds, 0.7 assists and 0.4 steals, shot .567 from the field and .718 from the free throw line

In 2011-12 • Freshman

- Played in 28 games
- Received Bronze Honors on the WCC Commissioner's Honor Roll
- Posted season highs of 5 points, 6 rebounds, 3 assists, 1 block and 1 steal
- Had at least 1 offensive rebound in 11 games
- Averaged 1.2 points and 1.4 rebounds

Before BYU

- Played for Quincy Lewis
- Helped the Knights to back-to-back state titles in 2007-08
- Named first-team all-state by the Deseret News and Salt Lake Tribune
- A team captain as a senior and averaged 13.5 points and 6.3 rebounds as a senior

Personal

- Parents are Joe and Debbie Sharp
- Wife's name is Jordan and they have a daughter, Jaycee
- Served a mission for The Church of Jesus Christ of Latter-day Saints in Houston

2014-15 GAME-BY-GAME

Opponent	Date	GS	Min	FG	FGA	Pct	3FG	FGA	Pct	FT	FTA	Pct	Off	Def	TR	Avg	PF	FO	A	TO	Blk	Stl	Pts	Avg	
Long Beach State	11/14/14			4	0	0	.000	0	0	.000	0	0	0	0	0	0.0	0	0	0	0	0	0	0	0.0	
Arkansas-Little Rock	11/18/14			5	1	1	1.000	0	0	.000	1	2	.500	1	0	1	0.5	3	0	0	0	0	3	1.5	
Southern Virginia	11/19/14			10	2	2	1.000	0	0	.000	0	0	.000	3	1	4	1.7	0	0	1	0	1	4	2.3	
vs. San Diego State	11/24/14															DNP									
vs. Pitt/Chaminade	11/25/14																								
vs. TBD	11/26/14																								
Eastern Kentucky	11/29/14																								
at Utah State	12/02/14																								
vs. Hawai'i	12/06/14																								
Utah	12/10/14																								
at Weber State	12/13/14																								
Stanford	12/20/14																								
UMass	12/23/14																								
Gonzaga	12/27/14																								
Portland	12/29/14																								
at Santa Clara	01/01/15																								
at San Francisco	01/03/15																								
Pepperdine	01/08/15																								
Loyola Marymount	01/10/15																								
at Pacific	01/15/15																								
at Saint Mary's	01/17/15																								
at San Diego	01/24/15																								
San Francisco	01/29/15																								
Santa Clara	01/31/15																								
at Pepperdine	02/05/15																								
at Loyola Marymount	02/07/15																								
Saint Mary's	02/12/15																								
Pacific	02/14/15																								
San Diego	02/19/15																								
at Portland	02/26/15																								
at Gonzaga	02/28/15																								
Totals				0	19	3	3	1.000	0	0	.000	1	2	.500	4	1	5	1.7	3	0	1	0	1	7	2.3

CAREER STATISTICS (ALL GAMES)

Year	GP	GS	Min	Avg	FG	FGA	Pct	3FG	FGA	Pct	FT	FTA	Pct	Off	Def	TR	Avg	PF	FO	A	TO	Blk	Stl	Pts	Avg
2011-12	28	0	197	7.0	9	23	.391	1	5	.200	14	23	.609	16	22	38	1.4	21	0	12	12	3	4	33	1.2
2012-13	32	22	592	18.5	55	97	.567	2	6	.333	28	39	.718	60	64	124	3.9	68	0	21	21	7	13	140	4.4
2013-14	32	3	352	11.0	17	27	.630	0	2	.000	11	19	.579	26	51	77	2.4	52	0	14	6	8	5	45	1.4
2014-15	3	0	19	6.3	3	3	1.000	0	0	.000	1	2	.500	4	1	5	1.7	3	0	1	0	1	1	7	2.3
TOTAL	95	25	1160	12.2	84	150	.560	3	13	.231	54	83	.651	106	138	244	2.6	144	0	48	39	19	23	225	2.4

CAREER STATISTICS (CONFERENCE GAMES)

Year	GP	GS	Min	Avg	FG	FGA	Pct	3FG	FGA	Pct	FT	FTA	Pct	Off	Def	TR	Avg	PF	FO	A	TO	Blk	Stl	Pts	Avg	
2011-12	13	0	63	4.8	0	4	.000	0	1	.000	10	14	.714	6	4	10	0.8	7	0	3	2	3	2	10	0.8	
2012-13	16	11	286	17.9	26	43	.605	2	3	.667	14	19	.737	33	27	60	3.8	32	0	15	9	0	8	68	4.3	
2013-14	18	3	244	13.6	12	17	.706	0	1	.000	9	16	.563	15	31	46	2.6	38	0	9	2	4	5	33	1.8	
2014-15																										
TOTAL	47	14	593	12.6	38	64	.594	2	5	.400	33	49	.673	54	62	116	2.5	77	0	27	13	7	15	111	2.4	

#15 • JAKE TOOLSON
6-5 • 215 • FR • GUARD



GILBERT, ARIZONA
HIGHLAND HS

2014-15 SEASON — PPG: 4.5 RPG: 3.0 APG: 1.3 SPG: 1.3 BPG: 0.0 FG%: .600 3FG%: .667 FT%: .000

Last Time Out

- Played 1 minute vs. San Diego State

In 2014-15 • Freshman

- Scored 3 points, grabbed 3 rebounds and added an assist and a steal in 10 minutes of playing time against Arkansas-Little Rock
- Led the team with 15 points, also set a team season high with 5 3-pointers against SVU ... added 7 boards, 4 assists and 4 steals

Before BYU

- A four-year letterman and two-time first-team all-state honoree playing for Derrick Donaldson at Highland High School
- Scored 2,007 career points at Highland and averaged 19.1 points per game
- As a senior averaged 27.3 points, 12.1 rebounds, 3.5 assists and 1.6 steals per game and hit 59 threes
- Shot .522 from the field, .380 from three and .838 from the free-throw line
- Named first-team Division I All-Arizona by AZcentral.com and first-team All-Tribune by the East Valley Tribune
- As a junior averaged 18.9 points, 8.0 rebounds, 4.0 assists, 1.6 steals and 1.0 blocks and hit 34 threes while Highland finish 18-10 overall and 11-6 in league play
- Named first-team Division I All-Arizona by AZcentral.com and first-team All-Tribune by the East Valley Tribune
- As a sophomore averaged 18.4 points, 6.3 rebounds, 1.6 assists and 1.5 steals and hit 49 threes
- Named All-Tribune honorable mention by the East Valley Tribune

- As a freshman averaged 10.2 points, 7.2 rebounds, 1.7 assists and 1.4 steals and hit 47 threes
- Played for Nevada Select during the AAU season
- Played for the Arizona Power during the AAU season

Personal

- Parents are Troy and Sheila Toolson
- Has one brother and two sisters
- Also recruited by Arizona State, Boston College, Utah State and Saint Mary's
- Nephew of former BYU great Danny Ainge

2014-15 SEASON HIGHS

PTS	15 vs. SVU – 11/19/14
1st H	9 vs. SVU – 11/19/14
2nd H	6 vs. SVU – 11/19/14
REB	7 vs. SVU – 11/19/14
AST	4 vs. SVU – 11/19/14
STL	4 vs. SVU – 11/19/14
BLK	—
FGM	5 vs. SVU – 11/19/14
FGA	9 vs. SVU – 11/19/14
3PM	5 vs. SVU – 11/19/14
3PA	8 vs. SVU – 11/19/14
FTM	—
FTA	—

MISCELLANEOUS

	14-15	Career
Double-Figure Points	1 (1-0)	same
20-plus Points	0 (0-0)	same
Double-Figure Reb	0 (0-0)	same
Double-Doubles	0 (0-0)	same
3-plus Steals	1 (1-0)	same
3-plus Blocks	0 (0-0)	same
3-plus 3-point FG	1 (1-0)	same
Scoring Leader	1 (1-0)	same
Rebound Leader	1 (1-0)	same
Assist Leader	0 (0-0)	same

2014-15 GAME-BY-GAME

Opponent	Date	GS	Min	FG	FGA	Pct	3FG	FGA	Pct	FT	FTA	Pct	Off	Def	TR	Avg	PF	FO	A	TO	Blk	Stl	Pts	Avg	
Long Beach State	11/14/14		4	0	0	.000	0	0	.000	0	0	.000	0	2	2	2.0	0	0	0	0	0	0	0	0.0	
Arkansas-Little Rock	11/18/14		10	1	1	1.000	1	1	1.000	0	0	.000	1	2	3	2.5	0	0	1	1	0	1	3	1.5	
Southern Virginia	11/19/14		25	5	9	.556	5	8	.625	0	0	.000	0	7	7	4.0	2	0	4	1	0	4	15	6.0	
vs. San Diego State	11/24/14		1	0	0	.000	0	0	.000	0	0	.000	0	0	0	3.0	1	0	0	0	0	0	0	4.5	
vs. Pitt/Chaminade	11/25/14																								
vs. TBD	11/26/14																								
Eastern Kentucky	11/29/14																								
at Utah State	12/02/14																								
vs. Hawai'i	12/06/14																								
Utah	12/10/14																								
at Weber State	12/13/14																								
Stanford	12/20/14																								
UMass	12/23/14																								
Gonzaga	12/27/14																								
Portland	12/29/14																								
at Santa Clara	01/01/15																								
at San Francisco	01/03/15																								
Pepperdine	01/08/15																								
Loyola Marymount	01/10/15																								
at Pacific	01/15/15																								
at Saint Mary's	01/17/15																								
at San Diego	01/24/15																								
San Francisco	01/29/15																								
Santa Clara	01/31/15																								
at Pepperdine	02/05/15																								
at Loyola Marymount	02/07/15																								
Saint Mary's	02/12/15																								
Pacific	02/14/15																								
San Diego	02/19/15																								
at Portland	02/26/15																								
at Gonzaga	02/28/15																								
Totals			0	40	6	10	.600	6	9	.667	0	0	.000	1	11	12	3.0	3	0	5	2	0	5	18	4.5

CAREER STATISTICS (ALL GAMES)

Year	GP	GS	Min	Avg	FG	FGA	Pct	3FG	FGA	Pct	FT	FTA	Pct	Off	Def	TR	Avg	PF	FO	A	TO	Blk	Stl	Pts	Avg
2014-15	4	0	40	10.0	6	10	.600	6	9	.667	0	0	.000	1	11	12	3.0	3	0	5	2	0	5	18	4.5
TOTAL	4	0	40	10.0	6	10	.600	6	9	.667	0	0	.000	1	11	12	3.0	3	0	5	2	0	5	18	4.5

CAREER STATISTICS (CONFERENCE GAMES)

Year	GP	GS	Min	Avg	FG	FGA	Pct	3FG	FGA	Pct	FT	FTA	Pct	Off	Def	TR	Avg	PF	FO	A	TO	Blk	Stl	Pts	Avg	
2014-15																										
TOTAL																										

#20 • ANSON WINDER
6-3 • 190 • SR • GUARD



LAS VEGAS, NEVADA
BISHOP GORMAN

2014-15 SEASON HIGHS

PTS	14 vs. SDSU – 11/24/14
1st H	7 vs. SDSU – 11/24/14
2nd H	7, 3 times, last vs. SDSU – 11/24/14
REB	6 vs. LBSU – 11/14/14
AST	2, twice, last vs. UALR – 11/18/14
STL	2 vs. SVU – 11/19/14
BLK	2 vs. SVU – 11/19/14
FGM	5 vs. SDSU – 11/24/14
FGA	12 vs. SDSU – 11/24/14
3PM	2, twice, last vs. SDSU – 11/24/14
3PA	4, twice, last vs. UALR – 11/18/14
FTM	2, 3 times, last vs. SDSU – 11/24/14
FTA	4 vs. SDSU – 11/24/14

CAREER HIGHS

PTS	22 vs. Mount St. Mary's – 11/15/13
1st H	16 at Santa Clara – 1/18/14
2nd H	12 vs. Gonzaga – 2/20/14
REB	6, 3 times, last vs. LBSU – 11/14/14
AST	9 vs. Northern Arizona – 11/30/11
STL	6 vs. LMU – 3/8/14
BLK	2, twice, last vs. SVU – 11/19/14
FGM	9 vs. Mount St. Mary's – 11/15/13
FGA	14 vs. Colorado Mesa – 11/16/13
3PM	6 vs. Buffalo – 12/20/11
3PA	7, 3 times, last vs. CMU – 11/16/13
FTM	10 vs. Gonzaga – 2/20/14
FTA	10 vs. Gonzaga – 2/20/14

MISCELLANEOUS

	14-15	Career
Double-Figure Points	3 (2-1)	19 (18-1)
20-plus Points	0 (0-0)	2 (2-0)
Double-Figure Reb	0 (0-0)	0 (0-0)
Double-Doubles	0 (0-0)	0 (0-0)
3-plus Steals	0 (0-0)	9 (7-2)
3-plus Blocks	0 (0-0)	0 (0-0)
3-plus 3-point FG	0 (0-0)	3 (3-0)
Scoring Leader	0 (0-0)	2 (2-0)
Rebound Leader	0 (0-0)	1 (1-0)
Assist Leader	0 (0-0)	8 (8-0)

2014-15 SEASON — PPG: 11.3 RPG: 4.0 APG: 1.5 SPG: 1.0 BPG: 0.5 FG%: .486 3FG%: .385 FT%: .667

Last Time Out

- Totalled 14 points, 5 rebounds and 1 assist vs. SDSU

In 2014-15 • Senior

- Scored 12 points, grabbed 6 rebounds, dished out 2 assists and made a steal coming off the bench vs. Long Beach State
- Tallied 10 points, 2 blocks, 2 steals and an assist vs. SVU

In 2013-14 • Junior

- Posted season highs of 22 points (Mount St. Mary's), 6 rebounds (Santa Clara), 6 assists (Mount St. Mary's), 6 steals (Loyola Marymount), 9 field goals made (Mount St. Mary's), 3 3-pointers made (Prairie View A&M), 10 free throws made (Gonzaga)
- Scored in double figures in five consecutive games from Feb. 20 until March 10
- In the WCC tournament, scored 16 points, hit 8 of 8 from the free throw line and added a career-best 6 steals vs. Loyola Marymount
- Scored a team-high 17 points and hit a career-best 10 of 10 from the free throw line in a home win against Gonzaga
- Scored 16 points, all in the first half, at Santa Clara
- Scored in double figures 10 times, had 20-plus points once, led the team in scoring twice and assists once

In 2012-13 • Sophomore

- Averaged 2.1 points, 1.9 rebounds, 0.5 assists and shot .380 from the field
- Played in 25-straight games between Dec. 18 and March 27 where he improved his points per game average from 1.0 to 2.1

In 2011-12 • Freshman

- Started 15 times and played in 34 games
- Posted season highs of 20 points, 4 rebounds, 9 assists, 4 steals and 2 blocks
- Got first start in 14 games vs. Gonzaga and posted 10 points, 5 assists, 4 boards and 3 steals
- Hit 7 of 8 from the field and 6 of 7 from downtown for a then career-best 20 points vs. Buffalo
- Averaged 4.3 points, 1.7 assists, 1.6 rebounds and 1.0 steals

Before BYU

- Coached by Grant Rice at Bishop Gorman High School
- Helped lead Bishop Gorman to back-to-back Nevada 4A state titles
- Averaged 17 points and 7 boards as a senior and led Bishop Gorman to a 30-2 record
- Earned first-team All-Southwest League and first-team All-Sunset Division honors
- As a junior averaged 13.8 points, 8.2 rebounds and 3.0 assists and helped Bishop Gorman to a 28-5 record
- Earned All-Southwest League honors and Bishop Gorman's Sportsmanship Award as a junior
- Earned all-tournament honors at the Wyoming Energy Classic
- Played for Triple Double Elite AAU team coached by Terrell Jamerson

Personal

- Parents are Chuck Winder and Teresa Williams
- Has one sister
- Also recruited by Nevada, SMU, Portland, UC Riverside and Idaho

2014-15 GAME-BY-GAME

Opponent	Date	GS	Min	FG	FGA	Pct	3FG	FGA	Pct	FT	FTA	Pct	Off	Def	TR	Avg	PF	FO	A	TO	Blk	Stl	Pts	Avg	
Long Beach State	11/14/14		24	4	7	.571	2	4	.500	2	3	.667	0	6	6	6.0	1	0	2	0	0	1	12	12.0	
Arkansas-Little Rock	11/18/14		18	4	9	.444	1	4	.250	0	0	.000	0	5	5	5.5	2	0	2	0	0	1	9	10.5	
Southern Virginia	11/19/14		15	4	7	.571	0	2	.000	2	2	1.000	0	0	0	3.7	2	0	1	1	2	2	10	10.3	
vs. San Diego State	11/24/14		37	5	12	.417	2	3	.667	2	4	.500	2	3	5	4.0	3	0	1	0	0	0	14	11.3	
vs. Pitt/Chaminade	11/25/14																								
vs. TBD	11/26/14																								
Eastern Kentucky	11/29/14																								
at Utah State	12/02/14																								
vs. Hawai'i	12/06/14																								
Utah	12/10/14																								
at Weber State	12/13/14																								
Stanford	12/20/14																								
UMass	12/23/14																								
Gonzaga	12/27/14																								
Portland	12/29/14																								
at Santa Clara	01/01/15																								
at San Francisco	01/03/15																								
Pepperdine	01/08/15																								
Loyola Marymount	01/10/15																								
at Pacific	01/15/15																								
at Saint Mary's	01/17/15																								
at San Diego	01/24/15																								
San Francisco	01/29/15																								
Santa Clara	01/31/15																								
at Pepperdine	02/05/15																								
at Loyola Marymount	02/07/15																								
Saint Mary's	02/12/15																								
Pacific	02/14/15																								
San Diego	02/19/15																								
at Portland	02/26/15																								
at Gonzaga	02/28/15																								
Totals			0	94	17	35	.486	5	13	.385	6	9	.667	2	14	16	4.0	8	0	6	1	2	4	45	11.3

CAREER STATISTICS (ALL GAMES)

Year	GP	GS	Min	Avg	FG	FGA	Pct	3FG	FGA	Pct	FT	FTA	Pct	Off	Def	TR	Avg	PF	FO	A	TO	Blk	Stl	Pts	Avg
2011-12	34	15	551	16.2	48	131	.366	25	84	.298	26	41	.634	3	50	53	1.6	40	0	57	32	3	35	147	4.3
2012-13	31	1	250	8.1	19	50	.380	5	20	.250	21	33	.636	8	24	32	1.0	28	0	16	9	2	13	64	2.1
2013-14	35	9	586	16.7	76	141	.539	25	62	.403	51	69	.739	6	56	62	1.8	55	0	45	19	2	20	228	6.5
2014-15	4	0	94	23.5	17	35	.486	5	13	.385	6	9	.667	2	14	16	4.0	8	0	6	1	2	4	45	11.3
TOTAL	104	25	1481	14.2	160	357	.448	60	179	.335	104	152	.684	19	144	163	1.6	131	0	124	61	9	72	484	4.7

CAREER STATISTICS (CONFERENCE GAMES)

Year	GP	GS	Min	Avg	FG	FGA	Pct	3FG	FGA	Pct	FT	FTA	Pct	Off	Def	TR	Avg	PF	FO	A	TO	Blk	Stl	Pts	Avg
2011-12	16	7	238	14.9	23	62	.371	10	36	.278	11	14	.786	1	26	27	1.7	26	0	19	11	0	20	67	4.2
2012-13	16	1	160	10.0	17	35	.486	5	14	.357	12	17	.706	6	12	18	1.1	21	0	10	4	1	11	51	3.2
2013-14	18	3	280	15.6	35	63	.556	12	27	.444	29	41	.707	3	26	29	1.6	24	0	17	13	1	4	111	6.2
2014-15																									
TOTAL	50	11	678	13.6	75	160	.469	27	77	.351	52	72	.722	10	64	74	1.5	71	0	46	28	2	35	229	4.6

#23 • SKYLER HALFORD
6-1 • 175 • SR. • GUARD



OREM, UTAH
SALT LAKE CC

2014-15 SEASON — PPG: 7.3 RPG: 0.0 APG: 3.7 SPG: 0.0 BPG: 0.0 FG%: .500 3FG%: .286 FT%: 1.000

Last Time Out

- Started and added an assist in two minutes on the court vs. SVU

In 2014-15 • Senior

- Scored 18 points coming off the bench and led the team with a career-best 7 assists vs. Long Beach State

In 2013-14 • Junior

- Named WCC Player of the Week Jan. 6 for scoring 28 points on 11 of 16 shooting against San Diego while adding 3 assists, 2 rebounds and 1 steal
- Posted season highs of 28 points (San Diego), 6 rebounds (twice), 4 assists (Santa Clara), 3 steals (at San Francisco), 11 field goals made (San Diego), 4 made threes (San Diego) and 11 free throws made (at San Francisco)
- Scored 28 points and had 3 assists against San Diego on Jan. 4
- Scored 18 points against Pepperdine and grabbed 6 rebounds on Jan. 9
- Scored 12 points, grabbed 6 rebounds and had 4 assists against Santa Clara on Feb. 6
- Scored in double figures 13 times, had 20-plus points once and 3-plus threes 3 times
- Averaged 7.0 points, 1.4 rebounds and 1.0 assists and shot .431 from the field, .312 from three and .845 from the free throw line

- Region 18 MVP and Scenic West Athletic Conference Player of the Year
- Led SLCC to a record of 29-5 overall and 14-1 in the SWAC
- Led SLCC to the SWAC and Region 18 titles and to the round of 16 in the NJCAA Tournament
- Averaged 17.4 points, 4.5 rebounds, 4.0 assists and 1.6 steals
- Shot .461 from the field, .393 from three and .908 from the free throw line
- Averaged 10.6 points, 3.1 rebounds, 1.8 assists and 1.1 steals as a freshman
- Shot .452 from the field, .450 from three and .819 from the free throw line
- Earned second-team all-region honors
- Led SLCC to a record of 22-9 overall and 9-6 in the SWAC
- As a senior at Timpanogos High School was second in 5A in scoring at 23.6 points per game
- Also averaged 5.0 rebounds and 4.5 assists as a senior and led the Timberwolves to the state tournament
- Averaged 19.8 points per game as a junior
- Averaged 13.2 points per game as sophomore

Personal

- Parents are Rod and Jill
- Has four siblings
- Served a mission for The Church of Jesus Christ of Latter-day Saints in Brazil

2014-15 SEASON HIGHS

PTS	18 vs. LBSU – 11/14/14
1st H	7 vs. LBSU – 11/14/14
2nd H	11 vs. LBSU – 11/14/14
REB	—
AST	7 vs. LBSU – 11/14/14
STL	—
BLK	—
FGM	5 vs. LBSU – 11/14/14
FGA	7 vs. LBSU – 11/14/14
3PM	2 vs. LBSU – 11/14/14
3PA	3, twice, last vs. UALR – 11/18/14
FTM	6 vs. LBSU – 11/14/14
FTA	6 vs. LBSU – 11/14/14

CAREER HIGHS

PTS	28 vs. San Diego – 1/04/14
1st H	15 vs. San Diego – 1/04/14
2nd H	14 at USF – 1/16/14
REB	6, twice, last vs. Santa Clara – 2/6/14
AST	7, vs. LBSU – 11/14/14
STL	3 at San Francisco – 1/16/14
BLK	1 at Pacific – 2/13/14
FGM	11 vs. San Diego – 1/04/14
FGA	16 vs. San Diego – 1/04/14
3PM	4 vs. San Diego – 1/04/14
3PA	9 vs. Pacific – 1/30/14
FTM	11 at USF – 1/16/14
FTA	12 at USF – 1/16/14

MISCELLANEOUS

	14-15	Career
Double-Figure Points	1 (1-0)	14 (10-4)
20-plus Points	0 (0-0)	1 (1-0)
Double-Figure Reb	0 (0-0)	0 (0-0)
Double-Doubles	0 (0-0)	0 (0-0)
3-plus Steals	0 (0-0)	1 (1-0)
3-plus Blocks	0 (0-0)	0 (0-0)
3-plus 3-point FG	0 (0-0)	3 (3-0)
Scoring Leader	0 (0-0)	1 (1-0)
Rebound Leader	0 (0-0)	0 (0-0)
Assist Leader	1 (1-0)	3 (3-0)

Before BYU

- Named an NJCAA All-America First Team honoree as a sophomore at Salt Lake CC

2014-15 GAME-BY-GAME

Opponent	Date	GS	Min	FG	FGA	Pct	3FG	FGA	Pct	FT	FTA	Pct	Off	Def	TR	Avg	PF	FO	A	TO	Blk	Stl	Pts	Avg	
Long Beach State	11/14/14		24	5	7	.714	2	3	.667	6	6	1.000	0	0	0	0.0	3	0	7	2	0	0	18	18.0	
Arkansas-Little Rock	11/18/14		16	2	6	.333	0	3	.000	0	0	.000	0	0	0	0.0	0	0	3	2	0	0	4	11.0	
Southern Virginia	11/19/14	*	2	0	1	.000	0	1	.000	0	0	.000	0	0	0	0.0	0	0	1	1	0	0	0	7.3	
vs. San Diego State	11/24/14																								
vs. Pitt/Chaminade	11/25/14																								
vs. TBD	11/26/14																								
Eastern Kentucky	11/29/14																								
at Utah State	12/02/14																								
vs. Hawai'i	12/06/14																								
Utah	12/10/14																								
at Weber State	12/13/14																								
Stanford	12/20/14																								
UMass	12/23/14																								
Gonzaga	12/27/14																								
Portland	12/29/14																								
at Santa Clara	01/01/15																								
at San Francisco	01/03/15																								
Pepperdine	01/08/15																								
Loyola Marymount	01/10/15																								
at Pacific	01/15/15																								
at Saint Mary's	01/17/15																								
at San Diego	01/24/15																								
San Francisco	01/29/15																								
Santa Clara	01/31/15																								
at Pepperdine	02/05/15																								
at Loyola Marymount	02/07/15																								
Saint Mary's	02/12/15																								
Pacific	02/14/15																								
San Diego	02/19/15																								
at Portland	02/26/15																								
at Gonzaga	02/28/15																								
Totals			1	42	7	14	.500	2	7	.286	6	6	1.000	0	0	0	0.0	3	0	11	5	0	0	22	7.3

CAREER STATISTICS (ALL GAMES)

Year	GP	GS	Min	Avg	FG	FGA	Pct	3FG	FGA	Pct	FT	FTA	Pct	Off	Def	TR	Avg	PF	FO	A	TO	Blk	Stl	Pts	Avg
2013-14	35	13	528	15.1	84	195	.431	29	93	.312	49	58	.845	6	44	50	1.4	49	0	35	29	1	15	246	7.0
2014-15	3	1	42	14.0	7	14	.500	2	7	.286	6	6	1.000	0	0	0	0.0	3	0	11	5	0	0	22	7.3
TOTAL	38	14	570	15.0	91	209	.435	31	100	.310	55	64	.859	6	44	50	1.3	52	0	46	34	1	15	268	7.1

CAREER STATISTICS (CONFERENCE GAMES)

Year	GP	GS	Min	Avg	FG	FGA	Pct	3FG	FGA	Pct	FT	FTA	Pct	Off	Def	TR	Avg	PF	FO	A	TO	Blk	Stl	Pts	Avg	
2013-14	18	13	346	19.2	52	130	.400	19	64	.297	35	40	.875	5	32	37	2.1	25	0	23	21	1	7	158	8.8	
2014-15																										
TOTAL	18	13	346	19.2	52	130	.400	19	64	.297	35	40	.875	5	32	37	2.1	25	0	23	21	1	7	158	8.8	

#24 • FRANK BARTLEY IV
6-3 • 200 • SO • GUARD



BATON ROUGE, LOUISIANA
FUTURE COLLEGE PREP

2014-15 SEASON HIGHS

PTS	4 vs. SVU – 11/19/14
1st H	4 vs. SVU – 11/19/14
2nd H	2 vs. UALR – 11/18/14
REB	6 vs. SVU – 11/19/14
AST	7 vs. SVU – 11/19/14
STL	4 vs. SVU – 11/19/14
BLK	2 vs. SVU – 11/19/14
FGM	2 vs. SVU – 11/19/14
FGA	3 vs. SVU – 11/19/14
3PM	—
3PA	1 vs. LBSU – 11/14/14
FTM	1 vs. LBSU – 11/14/14
FTA	2 vs. LBSU – 11/14/14

CAREER HIGHS

PTS	16 vs. Mount St. Mary's – 11/15/13
1st H	10 vs. Mount St. Mary's – 11/15/13
2nd H	11 vs. Utah State – 11/30/13
REB	7, twice, last vs. LMU – 12/28/13
AST	7 vs. SVU – 11/19/14
STL	2, twice, last vs. North Texas – 12/3/13
BLK	1, 6 times, last vs. Portland – 2/24/14
FGM	6 vs. Mount St. Mary's – 11/15/13
FGA	11 vs. Utah State – 11/30/13
3PM	3 vs. Texas – 11/25/13
3PA	5 vs. Wichita State – 11/26/13
FTM	6, twice, last at UMass – 12/7/13
FTA	8, twice, last at UMass – 12/7/13

MISCELLANEOUS

	14-15	Career
Double-Figure Points	0 (0-0)	6 (4-2)
20-plus Points	0 (0-0)	0 (0-0)
Double-Figure Reb	0 (0-0)	0 (0-0)
Double-Doubles	0 (0-0)	0 (0-0)
3-plus Steals	0 (0-0)	0 (0-0)
3-plus Blocks	0 (0-0)	0 (0-0)
3-plus 3-point FG	0 (0-0)	1 (1-0)
Scoring Leader	0 (0-0)	0 (0-0)
Rebound Leader	0 (0-0)	0 (0-0)
Assist Leader	1 (1-0)	2 (1-1)

2014-15 SEASON — PPG: 2.3 RPG: 2.0 APG: 2.3 SPG: 1.0 BPG: 0.5 FG%: .667 3FG%: .000 FT%: .333

Last Time Out

- Played 1 minute vs. San Diego State

In 2014-15 • Sophomore

- Scored 3 points and grabbed 1 rebound in 4 minutes vs. Long Beach State
- Set career-high with 7 assists and added 6 rebounds, 4 points, 4 steals and a career-high 2 blocks against Southern Virginia

In 2013-14 • Freshman

- Posted season highs of 16 points (Mount St. Mary's), 7 rebounds (twice), 6 assists (Prairie View A&M), 2 steals (twice), 6 field goals made (Mount St. Mary's), 3 3-pointers made (Texas), 6 free throws made (twice)
- Scored 14 points and grabbed five rebounds against Utah State on Nov. 30
- Scored 5 points and had 6 assists to go along with 4 rebounds against Prairie View A&M on Dec. 11
- Scored 6 points, grabbed 7 rebounds and had 4 assists against Loyola Marymount on Dec. 28
- Scored in double figures 5 times, hit 3 threes once and led the team in assists twice
- Averaged 3.9 points and 2.1 rebounds and totaled 25 assists and 13 steals

Before BYU

- Played in 2012-13 at Future College Prep for Les Bean

- Led Future College Prep to a record of 52-13 and the West Coast Prep title
- Averaged 19.7 points, 8.5 rebounds, 6.7 assists, 3.3 steals and 1.0 blocks
- Played three years of high school basketball at Christian Life Academy
- As a senior led Christian Life to a 26-7 overall record and the 1A state title
- Was named LSWA Class 1A MVP, first-team all-state and District 7-1A co-MVP while averaging 14.2 points, 6.2 rebounds and 3.3 assists
- As a junior earned District 7-1A MVP honors and was named all-state and all-metro
- Was a member of the state championship team as a sophomore
- Played football at Christian Life, earned all-district honors and recorded 800-plus receiving yards as a senior

Personal

- Parents are Frank Bartley III and Janice
- Has three sisters
- Also recruited by Auburn, Fordham, George Mason, Marquette, San Diego State and Utah

2014-15 GAME-BY-GAME

Opponent	Date	GS	Min	FG	FGA	Pct	3FG	FGA	Pct	FT	FTA	Pct	Off	Def	TR	Avg	PF	FO	A	TO	Blk	Stl	Pts	Avg	
Long Beach State	11/14/14		4	1	2	.500	0	1	.000	1	2	.500	0	1	1	1.0	0	0	0	1	0	0	3	3.0	
Arkansas-Little Rock	11/18/14		4	1	1	1.000	0	0	.000	0	1	.000	0	1	1	1.0	0	0	2	0	0	0	2	2.5	
Southern Virginia	11/19/14		16	2	3	.667	0	0	.000	0	0	.000	0	6	6	2.7	0	0	7	3	2	4	4	3.0	
vs. San Diego State	11/24/14		0	0	0	.000	0	0	.000	0	0	.000	0	0	0	2.0	0	0	0	0	0	0	0	2.3	
vs. Pitt/Chaminade	11/25/14																								
vs. TBD	11/26/14																								
Eastern Kentucky	11/29/14																								
at Utah State	12/02/14																								
vs. Hawai'i	12/06/14																								
Utah	12/10/14																								
at Weber State	12/13/14																								
Stanford	12/20/14																								
UMass	12/23/14																								
Gonzaga	12/27/14																								
Portland	12/29/14																								
at Santa Clara	01/01/15																								
at San Francisco	01/03/15																								
Pepperdine	01/08/15																								
Loyola Marymount	01/10/15																								
at Pacific	01/15/15																								
at Saint Mary's	01/17/15																								
at San Diego	01/24/15																								
San Francisco	01/29/15																								
Santa Clara	01/31/15																								
at Pepperdine	02/05/15																								
at Loyola Marymount	02/07/15																								
Saint Mary's	02/12/15																								
Pacific	02/14/15																								
San Diego	02/19/15																								
at Portland	02/26/15																								
at Gonzaga	02/28/15																								
Totals			0	24	4	6	.667	0	1	.000	1	3	.333	0	8	8	2.0	0	0	9	4	2	4	9	2.3

CAREER STATISTICS (ALL GAMES)

Year	GP	GS	Min	Avg	FG	FGA	Pct	3FG	FGA	Pct	FT	FTA	Pct	Off	Def	TR	Avg	PF	FO	A	TO	Blk	Stl	Pts	Avg
2013-14	34	0	370	10.9	44	119	.370	12	36	.333	32	62	.516	21	51	72	2.1	26	0	25	15	6	13	132	3.9
2014-15	4	0	24	6.0	4	6	.667	0	1	.000	1	3	.333	0	8	8	2.0	0	0	9	4	2	4	9	2.3
TOTAL	38	0	394	10.4	48	125	.384	12	37	.324	33	65	.508	21	59	80	2.1	26	0	34	19	8	17	141	3.7

CAREER STATISTICS (CONFERENCE GAMES)

Year	GP	GS	Min	Avg	FG	FGA	Pct	3FG	FGA	Pct	FT	FTA	Pct	Off	Def	TR	Avg	PF	FO	A	TO	Blk	Stl	Pts	Avg	
2013-14	17	0	99	5.8	8	33	.242	0	7	.000	2	13	.154	8	13	21	1.2	3	0	11	2	1	3	18	1.1	
2014-15																										
TOTAL	17	0	99	5.8	8	33	.242	0	7	.000	2	13	.154	8	13	21	1.2	3	0	11	2	1	3	18	1.1	

#30 • DALTON NIXON
6-7 • 215 • FR • FORWARD



OREM, UTAH
OREM HS

2014-15 SEASON — PPG: 3.5 RPG: 1.8 APG: 1.3 SPG: 0.3 BPG: 0.0 FG%: .462 3FG%: .000 FT%: 1.000

Last Time Out

- Posted 3 rebounds and 2 assists vs. San Diego State

In 2014-15 • Freshman

- Had 4 points, the first points of his BYU career, against UALR
- Scored 10 points, grabbed 3 boards, 2 assists and a steal vs. SVU

Before BYU

- A four-year letterman playing for Golden Holt at Orem High School
- Orem's all-time leading scorer with 1,367 points and a three-time first-team all-state honoree
- As a senior averaged 20.2 points, 8.9 rebounds, 1.7 assists and 1.1 steals as Orem finished 18-9 overall, 10-2 in region play and advanced to the 4A state championship game
- Named first-team all-state by the Deseret News and the Salt Lake Tribune
- As a junior averaged 17.5 points, 8.2 rebounds, 1.7 assists and 1.3 steals and hit 21 threes as Orem finished 20-4 overall and 13-1 in region play
- Named first-team all-state by the Deseret News and the Salt Lake Tribune, All-Valley by the Daily Herald
- As a sophomore averaged 12.5 points and 5.5 rebounds and hit 33 threes as Orem finished 24-1 overall, 14-0 in region play and won the 4A Utah state title
- Named first-team all-state by the Deseret News and the Salt Lake Tribune and All-Valley by the Daily Herald
- Named the 4A Tournament MVP as a sophomore
- National position recruiting rankings: 51st by ESPN

- Played for the Utah Prospects during the AAU season

Personal

- Parents are Kevin and Stephanie Nixon
- Has two sisters
- His father Kevin Nixon played at BYU from 1991-93
- Also recruited by Arizona State, Creighton, Hawaii, San Diego, San Francisco, Utah, Utah State and Weber State

2014-15 SEASON HIGHS

PTS	10 vs. SVU – 11/19/14
1st H	4 vs. SVU – 11/19/14
2nd H	6 vs. SVU – 11/19/14
REB	3, twice, last vs. SDSU – 11/24/14
AST	2, twice, last vs. SDSU – 11/24/14
STL	1 vs. SVU – 11/19/14
BLK	—
FGM	4 vs. SVU – 11/19/14
FGA	9 vs. SVU – 11/19/14
3PM	—
3PA	2 vs. SVU – 11/19/14
FTM	2 vs. SVU – 11/19/14
FTA	2 vs. SVU – 11/19/14

MISCELLANEOUS

	14-15	Career
Double-Figure Points	1 (1-0)	same
20-plus Points	0 (0-0)	same
Double-Figure Reb	0 (0-0)	same
Double-Doubles	0 (0-0)	same
3-plus Steals	0 (0-0)	same
3-plus Blocks	0 (0-0)	same
3-plus 3-point FG	0 (0-0)	same
Scoring Leader	0 (0-0)	same
Rebound Leader	0 (0-0)	same
Assist Leader	0 (0-0)	same

2014-15 GAME-BY-GAME

Opponent	Date	GS	Min	FG	FGA	Pct	3FG	FGA	Pct	FT	FTA	Pct	Off	Def	TR	Avg	PF	FO	A	TO	Blk	Stl	Pts	Avg	
Long Beach State	11/14/14		7	0	1	.000	0	1	.000	0	0	.000	0	1	1	1.0	2	0	0	0	0	0	0	0.0	
Arkansas-Little Rock	11/18/14		7	2	3	.667	0	0	.000	0	0	.000	0	0	0	0.5	1	0	1	0	0	0	4	2.0	
Southern Virginia	11/19/14		17	4	9	.444	0	2	.000	2	2	1.000	1	2	3	1.3	0	0	2	1	0	1	10	4.7	
vs. San Diego State	11/24/14		6	0	0	.000	0	0	.000	0	0	.000	1	2	3	1.8	0	0	2	0	0	0	0	3.5	
vs. Pitt/Chaminade	11/25/14																								
vs. TBD	11/26/14																								
Eastern Kentucky	11/29/14																								
at Utah State	12/02/14																								
vs. Hawai'i	12/06/14																								
Utah	12/10/14																								
at Weber State	12/13/14																								
Stanford	12/20/14																								
UMass	12/23/14																								
Gonzaga	12/27/14																								
Portland	12/29/14																								
at Santa Clara	01/01/15																								
at San Francisco	01/03/15																								
Pepperdine	01/08/15																								
Loyola Marymount	01/10/15																								
at Pacific	01/15/15																								
at Saint Mary's	01/17/15																								
at San Diego	01/24/15																								
San Francisco	01/29/15																								
Santa Clara	01/31/15																								
at Pepperdine	02/05/15																								
at Loyola Marymount	02/07/15																								
Saint Mary's	02/12/15																								
Pacific	02/14/15																								
San Diego	02/19/15																								
at Portland	02/26/15																								
at Gonzaga	02/28/15																								
Totals			0	37	6	13	.462	0	3	.000	2	2	1.000	2	5	7	1.8	3	0	5	1	0	1	14	3.5

CAREER STATISTICS (ALL GAMES)

Year	GP	GS	Min	Avg	FG	FGA	Pct	3FG	FGA	Pct	FT	FTA	Pct	Off	Def	TR	Avg	PF	FO	A	TO	Blk	Stl	Pts	Avg
2014-15	4	0	37	9.3	6	13	.462	0	3	.000	2	2	1.000	2	5	7	1.8	3	0	5	1	0	1	14	3.5
TOTAL	4	0	37	9.3	6	13	.462	0	3	.000	2	2	1.000	2	5	7	1.8	3	0	5	1	0	1	14	3.5

CAREER STATISTICS (CONFERENCE GAMES)

Year	GP	GS	Min	Avg	FG	FGA	Pct	3FG	FGA	Pct	FT	FTA	Pct	Off	Def	TR	Avg	PF	FO	A	TO	Blk	Stl	Pts	Avg	
2014-15																										
TOTAL																										

#33 • NATE AUSTIN
6-11 • 230 • SR • FORWARD



ALPINE, UTAH
LONE PEAK HS

2014-15 SEASON — PPG: 3.5 RPG: 7.0 APG: 0.8 SPG: 1.0 BPG: 0.5 FG%: .455 3FG%: .333 FT%: .750

Last Time Out

- Totalled 5 rebounds and 1 steal vs. San Diego State

In 2014-15 • Senior

- Scored 6 points, grabbed 9 rebounds, had 3 assists and 2 blocks against Long Beach State
- Had 8 points and 11 boards vs. UALR

In 2013-14 • Junior

- Ranked 53rd in the nation in total rebounds and 97th in rebounds per game
- Ranked 4th in the WCC in rebounding, 4th in offensive rebounds, 4th in defensive rebounds and 9th in blocks
- In the BYU record book, totaled the 3rd most offensive rebounds in a season, 2nd most personal fouls in a season and 5th most games started in a season
- Posted season highs of 12 points (at Stanford), 16 rebounds (San Francisco), 4 assists (Prairie View A&M), 4 steals (Prairie View A&M), 3 blocks (North Texas), 5 field goals made (at Stanford) and 5 free throws made (at Portland)
- Scored in double figures twice, had double figure rebounds 10 times, had 1 double-double and had 3-plus steals once and 3-plus blocks once

In 2012-13 • Sophomore

- Was 17th in the WCC in rebounding, 13th in blocked shots, 9th in offensive rebounds
- Played in all 36 games and started 7, including the last 5-straight

2014-15 GAME-BY-GAME

Opponent	Date	GS	Min	FG	FGA	Pct	3FG	FGA	Pct	FT	FTA	Pct	Off	Def	TR	Avg	PF	FO	A	TO	Blk	Stl	Pts	Avg	
Long Beach State	11/14/14	*	26	1	3	.333	1	1	1.00	3	4	.750	3	6	9	9.0	2	0	3	1	2	0	6	6.0	
Arkansas-Little Rock	11/18/14	*	30	4	4	1.000	0	0	.000	0	0	.000	2	9	11	10.0	2	0	0	0	0	2	8	7.0	
Southern Virginia	11/19/14	*	11	0	0	.000	0	0	.000	0	0	.000	0	3	3	7.7	2	0	0	0	0	1	0	4.7	
vs. San Diego State	11/24/14	*	26	0	4	.000	0	2	.000	0	0	.000	3	2	5	7.0	5	1	0	0	0	1	0	3.5	
vs. Pitt/Chaminade	11/25/14																								
vs. TBD	11/26/14																								
Eastern Kentucky	11/29/14																								
at Utah State	12/02/14																								
vs. Hawai'i	12/06/14																								
Utah	12/10/14																								
at Weber State	12/13/14																								
Stanford	12/20/14																								
UMass	12/23/14																								
Gonzaga	12/27/14																								
Portland	12/29/14																								
at Santa Clara	01/01/15																								
at San Francisco	01/03/15																								
Pepperdine	01/08/15																								
Loyola Marymount	01/10/15																								
at Pacific	01/15/15																								
at Saint Mary's	01/17/15																								
at San Diego	01/24/15																								
San Francisco	01/29/15																								
Santa Clara	01/31/15																								
at Pepperdine	02/05/15																								
at Loyola Marymount	02/07/15																								
Saint Mary's	02/12/15																								
Pacific	02/14/15																								
San Diego	02/19/15																								
at Portland	02/26/15																								
at Gonzaga	02/28/15																								
Totals			4	93	5	11	.455	1	3	.333	3	4	.750	8	20	28	7.0	11	1	3	1	2	4	14	3.5

2014-15 SEASON HIGHS

PTS	8 vs. UALR – 11/18/14
1st H	2, twice, last vs. UALR – 11/18/14
2nd H	6 vs. UALR – 11/18/14
REB	11 vs. UALR – 11/18/14
AST	3 vs. LBSU – 11/14/14
STL	2 vs. UALR – 11/18/14
BLK	2 vs. LBSU – 11/14/14
FGM	4 vs. UALR – 11/18/14
FGA	4, twice, last vs. SDSU – 11/24/14
3PM	1 vs. LBSU – 11/14/14
3PA	2 vs. SDSU – 11/24/14
FTM	3 vs. LBSU – 11/14/14
FTA	4 vs. LBSU – 11/14/14

CAREER HIGHS

PTS	15 vs. Weber State – 12/07/11
1st H	9, twice, last vs. Baylor – 4/2/13
2nd H	13 vs. Weber State – 12/7/11
REB	16 vs. San Francisco – 2/08/14
AST	4, twice, last vs. PVAMU – 12/11/13
STL	4 vs. Prairie View A&M – 12/11/13
BLK	3, 3 times, last vs. North Texas – 12/3/13
FGM	7 vs. Weber State – 12/07/11
FGA	8 vs. Weber State – 12/07/11
3PM	1, 13x, last vs. LBSU – 11/14/14
3PA	2, 14 times, last vs. SDSU – 11/24/14
FTM	5, 3 times, last at San Diego – 3/1/14
FTA	6, 3 times, last vs. Saint Mary's – 2/1/14

MISCELLANEOUS

	14-15	Career
Double-Figure Points	0 (0-0)	4 (4-0)
20-plus Points	0 (0-0)	0 (0-0)
Double-Figure Reb	1 (1-0)	13 (7-6)
Double-Doubles	0 (0-0)	1 (1-0)
3-plus Steals	0 (0-0)	2 (1-1)
3-plus Blocks	0 (0-0)	3 (2-1)
3-plus 3-point FG	0 (0-0)	0 (0-0)
Scoring Leader	0 (0-0)	0 (0-0)
Rebound Leader	2 (2-0)	26 (19-7)
Assist Leader	0 (0-0)	1 (1-0)

CAREER STATISTICS (ALL GAMES)

Year	GP	GS	Min	Avg	FG	FGA	Pct	3FG	FGA	Pct	FT	FTA	Pct	Off	Def	TR	Avg	PF	FO	A	TO	Blk	Stl	Pts	Avg
2011-12	35	1	450	12.9	58	107	.542	7	23	.304	20	39	.513	53	79	132	3.8	95	6	19	20	15	9	143	4.1
2012-13	36	7	631	17.5	52	109	.477	3	15	.200	24	41	.585	77	88	165	4.6	92	5	20	21	23	21	131	3.6
2013-14	35	35	934	26.7	48	88	.545	2	4	.500	34	52	.654	90	188	278	7.9	119	6	32	38	31	26	132	3.8
2014-15	4	4	93	23.3	5	11	.455	1	3	.333	3	4	.750	8	20	28	7.0	11	1	3	1	2	4	14	3.5
TOTAL	110	47	2108	19.2	163	315	.517	13	45	.289	81	136	.596	228	375	603	5.5	317	18	74	80	71	60	420	3.8

CAREER STATISTICS (CONFERENCE GAMES)

Year	GP	GS	Min	Avg	FG	FGA	Pct	3FG	FGA	Pct	FT	FTA	Pct	Off	Def	TR	Avg	PF	FO	A	TO	Blk	Stl	Pts	Avg
2011-12	16	1	230	14.4	28	52	.538	2	10	.200	12	22	.545	33	36	69	4.3	48	4	9	8	5	5	70	4.4
2012-13	16	0	281	17.6	20	39	.513	1	8	.125	7	15	.467	29	39	68	4.3	41	2	8	9	10	9	48	3.0
2013-14	18	18	505	28.1	24	42	.571	0	0	.000	21	32	.656	50	94	144	8.0	59	3	13	21	15	9	69	3.8
2014-15																									
TOTAL	50	19	1016	20.3	72	133	.541	3	18	.167	40	69	.580	112	169	281	5.6	148	9	30	38	30	23	187	3.7

#35 • ISAAC NEILSON
6-11 • 225 • FR • FORWARD



MISSION VIEJO, CALIFORNIA
MISSION VIEJO HS

2014-15 SEASON HIGHS

PTS	13 vs. SVU – 11/19/14
1st H	8 vs. LBSU – 11/14/14
2nd H	11 vs. SVU – 11/19/14
REB	7 vs. SVU – 11/19/14
AST	2 vs. SVU – 11/19/14
STL	4 vs. SVU – 11/19/14
BLK	2 vs. SDSU – 11/24/14
FGM	5 vs. SVU – 11/19/14
FGA	8 vs. SVU – 11/19/14
3PM	2 vs. SDSU – 11/24/14
3PA	5 vs. SDSU – 11/24/14
FTM	6 vs. LBSU – 11/14/14
FTA	7 vs. LBSU – 11/14/14

MISCELLANEOUS

	14-15	Career
Double-Figure Points	3 (2-1)	same
20-plus Points	0 (0-0)	same
Double-Figure Reb	0 (0-0)	same
Double-Doubles	0 (0-0)	same
3-plus Steals	0 (0-0)	same
3-plus Blocks	0 (0-0)	same
3-plus 3-point FG	0 (0-0)	same
Scoring Leader	0 (0-0)	same
Rebound Leader	1 (1-0)	same
Assist Leader	0 (0-0)	same

2014-15 SEASON — PPG: 9.8 RPG: 3.5 APG: 1.0 SPG: 1.0 BPG: 0.5 FG%: .565 3FG%: .286 FT%: .688

Last Time Out

- Totaled 12 points, hit 2 threes and added 4 rebounds, 1 assist and 2 blocks vs. San Diego State

In 2014-15 • Freshman

- Became the first freshman since 2005 to score in double digits in the season opener with 10 points, also grabbed 1 rebound vs. Long Beach State
- Scored 13 points and added 7 rebounds, 2 assists and 4 steals against Southern Virginia

Before BYU

- Played for Troy Roelen at Mission Viejo
- As a senior averaged 15.3 points, 11.3 rebounds and 5.0 blocks while Mission Viejo finished 29-3 overall and 7-1 in league play
- Posted season highs of 29 points, 25 rebounds and 11 blocks
- Named MaxPreps All-State Division II Second Team, All-CIF Southern Section Team Division 2AA, Orange County Register All-County Team
- Named MVP of the 2010 Diablo Inferno Tournament where he averaged 14 points, 12 rebounds and 8 blocks
- As a junior averaged 9.0 points, 9.0 rebounds and 4.5 blocks
- Named first-team All-South Coast Conference

Personal

- Served a two-year mission for The Church of Jesus Christ of Latter-day Saints in Alabama
- Parents are Jim and Janice
- Has three brothers and two sisters

2014-15 GAME-BY-GAME

Opponent	Date	GS	Min	FG	FGA	Pct	3FG	FGA	Pct	FT	FTA	Pct	Off	Def	TR	Avg	PF	FO	A	TO	Blk	Stl	Pts	Avg
Long Beach State	11/14/14		11	2	3	.667	0	0	.000	6	7	.857	1	0	1	1.0	0	0	0	0	0	0	10	10.0
Arkansas-Little Rock	11/18/14		6	2	5	.400	0	1	.000	0	1	.000	1	1	2	1.5	2	0	1	0	0	0	4	7.0
Southern Virginia	11/19/14		16	5	8	.625	0	1	.000	3	6	.500	5	2	7	3.3	4	0	2	1	0	4	13	9.0
vs. San Diego State	11/24/14		22	4	7	.571	2	5	.400	2	2	1.000	1	3	4	3.5	1	0	1	0	2	0	12	9.8
vs. Pitt/Chaminade	11/25/14																							
vs. TBD	11/26/14																							
Eastern Kentucky	11/29/14																							
at Utah State	12/02/14																							
vs. Hawai'i	12/06/14																							
Utah	12/10/14																							
at Weber State	12/13/14																							
Stanford	12/20/14																							
UMass	12/23/14																							
Gonzaga	12/27/14																							
Portland	12/29/14																							
at Santa Clara	01/01/15																							
at San Francisco	01/03/15																							
Pepperdine	01/08/15																							
Loyola Marymount	01/10/15																							
at Pacific	01/15/15																							
at Saint Mary's	01/17/15																							
at San Diego	01/24/15																							
San Francisco	01/29/15																							
Santa Clara	01/31/15																							
at Pepperdine	02/05/15																							
at Loyola Marymount	02/07/15																							
Saint Mary's	02/12/15																							
Pacific	02/14/15																							
San Diego	02/19/15																							
at Portland	02/26/15																							
at Gonzaga	02/28/15																							
Totals			0	55	13	.565	2	7	.286	11	16	.688	8	6	14	3.5	7	0	4	1	2	4	39	9.8

CAREER STATISTICS (ALL GAMES)

Year	GP	GS	Min	Avg	FG	FGA	Pct	3FG	FGA	Pct	FT	FTA	Pct	Off	Def	TR	Avg	PF	FO	A	TO	Blk	Stl	Pts	Avg
2014-15	4	0	55	13.8	13	23	.565	2	7	.286	11	16	.688	8	6	14	3.5	7	0	4	1	2	4	39	9.8
TOTAL	4	0	55	13.8	13	23	.565	2	7	.286	11	16	.688	8	6	14	3.5	7	0	4	1	2	4	39	9.8

CAREER STATISTICS (CONFERENCE GAMES)

Year	GP	GS	Min	Avg	FG	FGA	Pct	3FG	FGA	Pct	FT	FTA	Pct	Off	Def	TR	Avg	PF	FO	A	TO	Blk	Stl	Pts	Avg	
2014-15																										
TOTAL																										

#41 • LUKE WORTHINGTON
6-10 • 235 • SO • FORWARD



MEQUON, WISCONSIN
HOMESTEAD HS

2014-15 SEASON HIGHS

PTS	12 vs. SVU – 11/19/14
1st H	8 vs. SVU – 11/19/14
2nd H	4 vs. SVU – 11/19/14
REB	4, twice, last vs. SVU – 11/19/14
AST	—
STL	2 vs. SVU – 11/19/14
BLK	—
FGM	6 vs. SVU – 11/19/14
FGA	7, twice, last vs. SVU – 11/19/14
3PM	—
3PA	—
FTM	1 vs. UALR – 11/18/14
FTA	2 vs. UALR – 11/18/14

CAREER HIGHS

PTS	12 vs. Southern Virginia – 11/19/14
1st H	8 vs. Southern Virginia – 11/19/14
2nd H	4 vs. Southern Virginia – 11/19/14
REB	4, 3x, last vs. SVU – 11/19/14
AST	1, 3 times, last vs. San Diego – 1/4/14
STL	2 vs. Southern Virginia – 11/19/14
BLK	1, twice, last at San Diego – 3/1/14
FGM	6 vs. Southern Virginia – 11/19/14
FGA	7, twice, last vs. SVU – 11/19/14
3PM	—
3PA	—
FTM	3 vs. Santa Clara – 2/6/14
FTA	4 vs. Santa Clara – 2/6/14

MISCELLANEOUS

	14-15	Career
Double-Figure Points	1 (1-0)	1 (1-0)
20-plus Points	0 (0-0)	0 (0-0)
Double-Figure Reb	0 (0-0)	0 (0-0)
Double-Doubles	0 (0-0)	0 (0-0)
3-plus Steals	0 (0-0)	0 (0-0)
3-plus Blocks	0 (0-0)	0 (0-0)
3-plus 3-point FG	0 (0-0)	0 (0-0)
Scoring Leader	0 (0-0)	0 (0-0)
Rebound Leader	0 (0-0)	0 (0-0)
Assist Leader	0 (0-0)	0 (0-0)

2014-15 SEASON — PPG: 5.3 RPG: 2.8 APG: 0.0 SPG: 0.8 BPG: 0.0 FG%: .588 3FG%: .000 FT%: .333

Last Time Out

- Had 1 rebound in 8 minutes vs. San Diego State

In 2014-15 • Sophomore

- Had 7 points, 4 rebounds and a steal vs. UALR
- Set a career-high in points with 12 and steals with 2, while tying a career-high with 4 rebounds against Southern Virginia

In 2013-14 • Freshman

- Posted season highs of 7 points (Santa Clara), 4 rebounds (at Saint Mary's), 2 field goals made (twice), 3 free throws made (Santa Clara).
- Hit 2 of 3 from the field and 3 of 4 from the free throw line to score 7 points against Santa Clara on Feb. 6
- Grabbed 4 rebounds, including 3 on the offensive end, and scored a point against Saint Mary's on Feb. 15
- Started in games against Portland, San Diego and Loyola Marymount from Feb. 22 until March 8
- Scored 5 points against Portland on Feb. 22
- Scored 4 points against Mount St. Mary's
- Averaged 1.0 points and 0.9 rebounds and shot .462 from the field

Before BYU

- Played for Kevin McKenna at Homestead High School
- Ranked the No. 7 prospect in the class of 2013 in the state of Wisconsin and No. 43 among power forwards nationally by ESPN.com
- One of seven Wisconsin players nominated for the McDonald's All-America Game

2014-15 GAME-BY-GAME

Opponent	Date	GS	Min	FG	FGA	Pct	3FG	FGA	Pct	FT	FTA	Pct	Off	Def	TR	Avg	PF	FO	A	TO	Blk	Stl	Pts	Avg	
Long Beach State	11/14/14	*	13	1	2	.500	0	0	.000	0	0	.000	1	1	2	2.0	2	0	0	1	0	0	2	2.0	
Arkansas-Little Rock	11/18/14	*	16	3	7	.429	0	0	.000	1	2	.500	1	3	4	3.0	2	0	0	0	0	1	7	4.5	
Southern Virginia	11/19/14	*	13	6	7	.857	0	0	.000	0	1	.000	4	0	4	3.3	2	0	0	3	0	2	12	7.0	
vs. San Diego State	11/24/14	*	8	0	1	.000	0	0	.000	0	0	.000	0	1	1	2.8	3	0	0	1	0	0	0	5.3	
vs. Pitt/Chaminade	11/25/14																								
vs. TBD	11/26/14																								
Eastern Kentucky	11/29/14																								
at Utah State	12/02/14																								
vs. Hawai'i	12/06/14																								
Utah	12/10/14																								
at Weber State	12/13/14																								
Stanford	12/20/14																								
UMass	12/23/14																								
Gonzaga	12/27/14																								
Portland	12/29/14																								
at Santa Clara	01/01/15																								
at San Francisco	01/03/15																								
Pepperdine	01/08/15																								
Loyola Marymount	01/10/15																								
at Pacific	01/15/15																								
at Saint Mary's	01/17/15																								
at San Diego	01/24/15																								
San Francisco	01/29/15																								
Santa Clara	01/31/15																								
at Pepperdine	02/05/15																								
at Loyola Marymount	02/07/15																								
Saint Mary's	02/12/15																								
Pacific	02/14/15																								
San Diego	02/19/15																								
at Portland	02/26/15																								
at Gonzaga	02/28/15																								
Totals			4	50	10	17	.588	0	0	.000	1	3	.333	6	5	11	2.8	9	0	0	5	0	3	21	5.3

CAREER STATISTICS (ALL GAMES)

Year	GP	GS	Min	Avg	FG	FGA	Pct	3FG	FGA	Pct	FT	FTA	Pct	Off	Def	TR	Avg	PF	FO	A	TO	Blk	Stl	Pts	Avg
2013-14	31	3	251	8.1	12	26	.462	0	0	.000	8	20	.400	13	16	29	0.9	56	2	4	14	2	4	32	1.0
2014-15	4	4	50	12.5	10	17	.588	0	0	.000	1	3	.333	6	5	11	2.8	9	0	0	5	0	3	21	5.3
TOTAL	35	7	301	8.6	22	43	.512	0	0	.000	9	23	.391	19	21	40	1.1	65	2	4	19	2	7	53	1.5

CAREER STATISTICS (CONFERENCE GAMES)

Year	GP	GS	Min	Avg	FG	FGA	Pct	3FG	FGA	Pct	FT	FTA	Pct	Off	Def	TR	Avg	PF	FO	A	TO	Blk	Stl	Pts	Avg	
2013-14	16	2	147	9.2	5	10	.500	0	0	.000	7	12	.583	11	8	19	1.2	33	2	2	7	2	4	17	1.1	
2014-15																										
TOTAL	16	2	147	9.2	5	10	.500	0	0	.000	7	12	.583	11	8	19	1.2	33	2	2	7	2	4	17	1.1	

#44 • CORBIN KAUFUSI
6-10 • 245 • FR • CENTER



PROVO, UTAH
TIMPVIEV HS

2014-15 SEASON — PPG: 3.3 RPG: 3.3 APG: 0.3 SPG: 0.0 BPG: 0.3 FG%: .375 3FG%: .000 FT%: .438

Last Time Out

- Totaled 3 points, 4 rebounds and 1 block vs. San Diego State

In 2014-15 • Freshman

- Had 5 points and 4 boards vs. UALR
- Tied his season-high with 5 points, 4 rebounds and 1 assist vs. SVU

Before BYU

- Coached by Perry Wildeboer at Timpview High School
- As a junior averaged 11.6 points while helping Timpview to a record of 19-6
- As a sophomore helped Timpview win the 4A state title and finish with a record of 19-7
- Played in the 2011 All-Valley Basketball All-Star Classic
- Played football and helped Timpview win state titles in 2008 and 2009
- Second-team all-state in football in 2011
- A member of the National Honors Society and a four-year academic honoree
- Also recruited by Stanford to play football

Personal

- Parents are Steve (an assistant coach on the BYU football team) and Michelle and has four siblings
- Brother Bronson plays football at BYU and played basketball for the Cougars in 2012-13
- Served a two-year mission for The Church of Jesus Christ of Latter-day Saints in South Korea
- An Eagle Scout

2014-15 SEASON HIGHS

PTS	5, twice, last vs. SVU – 11/19/14
1st H	3, twice, last vs. SDSU – 11/24/14
2nd H	3 vs. SVU – 11/19/14
REB	4, 3 times, last vs. SDSU – 11/24/14
AST	1 vs. SVU – 11/19/14
STL	—
BLK	1 vs. SDSU – 11/24/14
FGM	2 vs. UALR – 11/18/14
FGA	4 vs. UALR – 11/18/14
3PM	—
3PA	—
FTM	5 vs. SVU – 11/19/14
FTA	9 vs. SVU – 11/19/14

MISCELLANEOUS

	14-15	Career
Double-Figure Points	0 (0-0)	same
20-plus Points	0 (0-0)	same
Double-Figure Reb	0 (0-0)	same
Double-Doubles	0 (0-0)	same
3-plus Steals	0 (0-0)	same
3-plus Blocks	0 (0-0)	same
3-plus 3-point FG	0 (0-0)	same
Scoring Leader	0 (0-0)	same
Rebound Leader	0 (0-0)	same
Assist Leader	0 (0-0)	same

2014-15 GAME-BY-GAME

Opponent	Date	GS	Min	FG	FGA	Pct	3FG	FGA	Pct	FT	FTA	Pct	Off	Def	TR	Avg	PF	FO	A	TO	Blk	Stl	Pts	Avg
Long Beach State	11/14/14		6	0	1	.000	0	0	.000	0	0	.000	1	0	1	1.0	3	0	0	1	0	0	0	0.0
Arkansas-Little Rock	11/18/14		12	2	4	.500	0	0	.000	1	3	.333	3	1	4	2.5	2	0	0	1	0	0	5	2.5
Southern Virginia	11/19/14		10	0	0	.000	0	0	.000	5	9	.556	0	4	4	3.0	1	0	1	2	0	0	5	3.3
vs. San Diego State	11/24/14		15	1	3	.333	0	0	.000	1	4	.250	2	2	4	3.3	4	0	0	0	1	0	3	3.3
vs. Pitt/Chaminade	11/25/14																							
vs. TBD	11/26/14																							
Eastern Kentucky	11/29/14																							
at Utah State	12/02/14																							
vs. Hawai'i	12/06/14																							
Utah	12/10/14																							
at Weber State	12/13/14																							
Stanford	12/20/14																							
UMass	12/23/14																							
Gonzaga	12/27/14																							
Portland	12/29/14																							
at Santa Clara	01/01/15																							
at San Francisco	01/03/15																							
Pepperdine	01/08/15																							
Loyola Marymount	01/10/15																							
at Pacific	01/15/15																							
at Saint Mary's	01/17/15																							
at San Diego	01/24/15																							
San Francisco	01/29/15																							
Santa Clara	01/31/15																							
at Pepperdine	02/05/15																							
at Loyola Marymount	02/07/15																							
Saint Mary's	02/12/15																							
Pacific	02/14/15																							
San Diego	02/19/15																							
at Portland	02/26/15																							
at Gonzaga	02/28/15																							
Totals		0	43	3	8	.375	0	0	.000	7	16	.438	6	7	13	3.3	10	0	1	4	1	0	13	3.3

CAREER STATISTICS (ALL GAMES)

Year	GP	GS	Min	Avg	FG	FGA	Pct	3FG	FGA	Pct	FT	FTA	Pct	Off	Def	TR	Avg	PF	FO	A	TO	Blk	Stl	Pts	Avg
2014-15	4	0	43	10.8	3	8	.375	0	0	.000	7	16	.438	6	7	13	3.3	10	0	1	4	1	0	13	3.3
TOTAL	4	0	43	10.8	3	8	.375	0	0	.000	7	16	.438	6	7	13	3.3	10	0	1	4	1	0	13	3.3

CAREER STATISTICS (CONFERENCE GAMES)

Year	GP	GS	Min	Avg	FG	FGA	Pct	3FG	FGA	Pct	FT	FTA	Pct	Off	Def	TR	Avg	PF	FO	A	TO	Blk	Stl	Pts	Avg
2014-15																									
TOTAL																									

5 players scored in double figures

11/24/14 vs. SDSU, Haws 26, Collinsworth 21, Winder 14, Neilson 12, Fischer 11

6 players scored in double figures

1/19/14 vs. SVU, Toolson 15, Neilson 13, Haws 13, Fischer 10, Winder 10, Nixon 10

No players scored in double figures

2/21/05 at Air Force, 39-70 L

One player recorded a double-double

3/10/14 vs. San Francisco
Kyle Collinsworth, 18 points, 12 rebounds
Eric Mika, 11 points, 10 rebounds

Two players recorded a double-double

3/10/14 vs. San Francisco
Kyle Collinsworth, 18 points, 12 rebounds
Eric Mika, 11 points, 10 rebounds

Two double-digit rebounders

3/10/14 vs. San Francisco
Collinsworth and Mika - 12 and 10 rebounds

Six players had 5 or more rebounds

1/1/11 vs. Fresno Pacific, C. Collinsworth-8, Rogers-5, Emery-5, Hartsock-5, Abouo-5, Davies-5

Five players had 6 or more rebounds

11/20/10 vs. Chicago State, Abouo-8, K. Collinsworth-7, Rogers-7, Anderson-6, C. Collinsworth-6, Davies-6

Four players had 9 or more rebounds

12/30/06 vs. Seton Hall, Commard-12, Plaisted-9
Young-9, Ainge-9

Two players fouled out

1/23/14 at Portland
Nate Austin, Eric Mika

Three or more players fouled out

1/3/09 vs. Wake Forest
Chris Miles, Gavin MacGregor, Charles Abouo

A BYU player received a technical foul

1/30/14 vs. Pacific, Kyle Collinsworth

An opponent player received a technical foul

1/30/14 vs. Pacific, Trevin Harris

BYU coach received a technical foul

11/26/13 vs. Wichita State, Dave Rose

An opponent Coach received a technical foul

11/18/14 vs. Arkansas-Little Rock

A BYU player ejected from a game

12/14/13 at Utah, Eric Mika (flagrant 2 foul)

An opponent player ejected from a game

2/1/14 vs. Saint Mary's, Garrett Jackson (flagrant 2 foul)

A coach ejected from the game

11/30/05 vs. Lamar (at Delta Center)
Lamar coach Billy Tubbs (2 technical fouls)

AT LEAST two players scored 20+ points

11/24/14 vs. San Diego State, Haws 26, Collinsworth 21

Three players scored 20+ points

3/19/13 vs. Washington, Haws 37, Davies 22, Carlino 20

Four players scored 20+ points

1/13/79 vs. New Mexico, D. Ainge-27, Scott Runia-25, Devin Durrant-20, Alan Taylor-20

Two players scored 25+ points

3/18/10 vs. Florida-NCAA 1st Round
Jimmer Fredette 37, Michael Loyd, Jr. 26

A player scored 30+ points

2/22/14 vs. Saint Mary's, Matt Carlino 30

A player scored 40+ points

1/23/14 at Portland, Tyler Haws 48

A player attempted 20 or more field goals

11/24/14 vs. San Diego State, Tyler Haws 24

A player with 5 or more steals

3/8/14 vs. Loyola Marymount, Anson Winder 6

A player had double-digit assists

12/03/13 vs. North Texas, Matt Carlino 11

A player made double-digit free throws

3/20/14 vs. Oregon, Eric Mika (11-16)

A player shot 100% at the free throw line (min. 8 atts)

3/11/14 vs. Gonzaga, Tyler Haws (11-11)

A player shot 100% from the floor (min. 5 atts)

1/7/12 vs. San Francisco, Brock Zylstra (8-8)

A player shot 100% on threes (min. 3 atts)

12/11/13 vs. Prairie View A&M, Anson Winder (3-3)

Did not make a three

3/8/14 vs. Loyola Marymount (0-12)

Last time opponent did not make a three

2/2/08 at Wyoming (0-15)

26 #BYUhoops

BYU had six or fewer turnovers

1/10/13 vs. Pepperdine, 6

BYU committed 25-plus turnovers

12/15/07 vs. Pepperdine, 86-67 W (29)

BYU committed 11 or less team fouls in a game

1/21/12 at Pepperdine, 11

BYU scored 90 points

11/19/14 vs. SVU, 101

BYU scored 100 points

11/19/14 vs. SVU, 101

BYU scored 110 points

1/23/14 at Portland, 114-110 L

BYU scored less than 50 points in a game

1/15/08 at UNLV 41-70 L

Held opponent to less than 50 points in a game

11/19/14 vs. SVU 101-48 W

BYU scored less than 40 points in a game

2/21/05 at Air Force 39-70 L

Held opponent to less than 40 points in a game

11/23/10 vs. Mississippi Valley State 83-36 W

Shot 60% from the field

1/18/14 at Santa Clara (.615) 32-52

Opponent shot 60% from the field

12/22/05 at Utah State (.600) 36-60

Shot 70% from the field in a half

3/6/10 at TCU (.720) 18-25

Did not miss a 2-point FG attempt in a half

2/23/04 vs. Air Force, 13-13 inside the arc, (14-17, .824 overall)

Shot less than 30% from the field

2/21/05 at Air Force, (.280), 14-50

Shot 100% from the free throw line

11/26/11 vs. Wisconsin (11-11)

Shot 90% from the free throw line (at least 10 attempts)

3/19/13 vs. Washington, (.913), 21-23

Shot less than 50% from the free throw line

2/8/14 vs. San Francisco, (.483), 14-29

Shot 60% on 3-pointers

1/18/14 at Santa Clara (.636), 7-11

Shot 70% on 3-pointers

12/11/13 vs. Prairie View A&M (.714), 10-14

Opponent scored less than 20 points in the 1st half

12/10/11 at Utah, 17 (25-17, 61-42 W)

Opponent scored less than 20 points in the 2nd half

1/10/13 vs. Pepperdine, 16 (46-16, 76-51 W)

BYU scored less than 20 points in the 1st half

2/21/05 at Air Force, 13 (BYU trailed 13-37)

BYU scored less than 20 points in the 2nd half

1/15/00 vs. Utah, 19

Opponent scored 50 or more points in a half

2/13/14 at Pacific, 54 (2nd half)

BYU scored 50 or more points in the first half

2/6/14 vs. Santa Clara, 53

BYU scored 50 or more points in the second half

11/19/14 vs. SVU, 52

BYU scored 60 or more points in the first half

11/20/10 vs. Chicago State, 60

BYU scored 60 or more points in the second half

12/22/09 vs. Nevada, 64

Won by 50 or more points (largest margin ever)

12/22/06 vs. W. Oregon (62) 102-40

Won by 50 or more points

11/19/14 vs. SVU (53) 101-48

Won by 40 or more points

12/11/13 vs. Prairie View A&M (48) 100-52

Won by 30 or more points

1/04/14 vs. San Diego (34) 87-53

Won by 25 or more points

11/15/13 vs. Mount St. Mary's (32) 108-76

Lost by 35-plus points

11/22/04 vs. North Carolina (36) 86-50

Lost by 30-plus points

2/21/05 at Air Force (31) 39-70

Lost by 25-plus points

1/15/08 at UNLV (29) 70-41

Played an overtime game

11/24/14 vs. San Diego State, 87-92 L (2OT)

Won in single overtime

3/10/14 vs. San Francisco, 79-77 W (OT)

Lost in overtime

11/24/14 vs. San Diego State, 87-92 L (2OT)

Played a double OT game

11/24/14 vs. San Diego State, 87-92 L (2OT)

Played a triple OT game

1/23/14 at Portland, 114-110 L (3OT)

Won 15-straight games

2009-10 (15)

Won 10-straight games

2010-11 (10)

Lost 3-straight games

2013-14 @ Oregon, @ LMU, @ Pepperdine

Lost 4-straight games

2013-14 @ Utah, @ Oregon, @ LMU, @ Pepperdine

Lost 5-straight games

2004-05 @ UNM, @ AFA, @ Utah, UNLV, vs. UNM (at MWC)

Lost 9-straight games

1997-98

Lost 10-straight games

1996-97 (21) - school record

Played an NCAA tournament game

3/20/14 vs. Oregon-NCAA 2nd Round, 68-87

Won an NCAA Tournament game

3/13/12 vs. Iona-NCAA 1st Round, 78-72

Won two NCAA Tournament games

1980-81 Princeton 60-51, UCLA 78-55, Notre Dame 51-50, then lost to Virginia 60-74
2010-11 Wofford 74-66, Gonzaga 89-67

Won three NCAA Tournament games

1980-81 Princeton 60-51, UCLA 78-55, Notre Dame 51-50, then lost to Virginia 60-74

Played in the NIT

4/2/13 vs. Baylor, 76-70 L

Won an NIT game

3/27/13 at Southern Miss 79-62 W

Won two NIT games

2012-13 Washington, 90-79, Mercer 90-79, Southern Miss 79-62

Won three NIT games

2012-13 Advanced to NIT semifinals
1965-66 NIT CHAMPIONS
1950-51 NIT CHAMPIONS

Won a conference tournament

2000-01

Won a regular season conference title

2010-11

Won a conference regular season outright

2007-08

Defeated a ranked team

2/20/14 vs. Gonzaga (25/22), 73-65

Defeated a ranked team at home

2/20/14 vs. Gonzaga (25/22), 73-65

Defeated a ranked team on the road

2/26/11 at SDSU (6/4), 80-67

Was ranked in the top 25 AP Poll

3/14/11 Ranked 10th

Was ranked in the top 25 Coaches Poll

3/29/11 Ranked 13th

Finished season ranked in the top 25 polls

2010-11 10th (AP), 13th (Coaches)

Official Basketball Box Score -- Game Totals -- Final Statistics
Long Beach State vs BYU
11/14/14 5:05 pm at Provo, Utah, Marriott Center

Long Beach State 90 • 0-1

#	Player	Total			3-Ptr			Rebounds			PF	TP	A	TO	Blk	Stl	Min
		FG-FGA	FT-FGA	FT-FTA	FG-FGA	FT-FGA	FT-FTA	Off	Def	Tot							
05	Caffey, Mike	* 10-16	4-5	2-3	3	2	5	3	26	6	7	0	5	33			
11	Samuels, David	* 4-7	0-0	0-0	2	1	3	2	8	0	2	1	0	18			
14	Jones, Branford	* 2-5	0-1	0-0	0	3	3	4	2	2	0	1	1	25			
31	LaSalle, McKay	* 5-8	5-8	1-2	0	1	1	2	16	1	0	0	1	32			
35	Williams, Jack	* 4-7	2-4	0-0	1	1	2	3	10	1	1	0	1	20			
04	Yussuf, Temidayo	0-1	0-0	4-8	1	2	3	5	4	0	1	1	0	13			
12	McKnight, Eric	2-4	0-0	0-0	1	2	3	3	4	0	1	1	0	19			
13	North, Deontae	5-12	2-4	4-6	1	3	4	3	16	2	3	0	2	30			
21	Bibbins, Justin	1-1	0-0	0-0	0	0	0	1	2	3	1	0	0	10			
Team					2	3	5										
Totals		33-61	13-22	11-20	11	18	29	25	90	15	18	3	10	200			

FG % 1st Half: 16-32 50.0% 2nd half: 17-29 58.6% Game: 33-61 54.1% Deadball Rebounds: 2
 3FG % 1st Half: 7-12 58.3% 2nd half: 6-10 60.0% Game: 13-22 59.1%
 FT % 1st Half: 8-15 53.3% 2nd half: 3-5 60.0% Game: 11-20 55.0%

BYU 95 • 1-0

#	Player	Total			3-Ptr			Rebounds			PF	TP	A	TO	Blk	Stl	Min
		FG-FGA	FT-FGA	FT-FTA	FG-FGA	FT-FGA	FT-FTA	Off	Def	Tot							
01	FISCHER, Chase	* 4-9	4-8	5-5	0	3	3	17	5	2	0	1	31				
03	HAWS, Tyler	* 7-13	2-5	5-6	0	3	3	21	1	4	1	3	33				
05	COLLINSWORTH, Kyle	* 3-6	0-1	0-0	1	1	2	3	6	1	5	0	1	13			
33	AUSTIN, Nate	* 1-3	1-1	3-4	3	6	9	2	6	3	1	2	0	26			
41	WORTHINGTON, Luke	* 1-2	0-0	0-0	1	1	2	2	2	0	1	0	0	13			
12	SHARP, Josh	0-0	0-0	0-0	0	0	0	0	0	0	0	0	0	4			
15	TOOLSON, Jake	0-0	0-0	0-0	0	2	2	0	0	0	0	0	0	4			
20	WINDER, Anson	4-7	2-4	2-3	0	6	6	1	12	2	0	0	1	24			
23	HALFORD, Skyler	5-7	2-3	6-6	0	0	0	3	18	7	2	0	0	24			
24	BARTLEY IV, Frank	1-2	0-1	1-2	0	1	1	0	3	0	1	0	0	4			
20	NIXON, Dalton	0-1	0-1	0-0	0	1	1	2	0	0	0	0	0	7			
35	NEILSON, Isaac	2-3	0-0	6-7	1	0	1	0	10	0	0	0	0	11			
44	KAUFUSI, Corbin	0-1	0-0	0-0	1	0	1	3	0	0	1	0	0	6			
Team					2	0	2										
Totals		28-54	11-24	28-33	9	24	33	22	95	19	17	3	6	200			

FG % 1st Half: 14-26 53.8% 2nd half: 14-28 50.0% Game: 28-54 51.9% Deadball Rebounds: 4
 3FG % 1st Half: 5-12 41.7% 2nd half: 6-12 50.0% Game: 11-24 45.8%
 FT % 1st Half: 13-15 86.7% 2nd half: 15-16 83.3% Game: 28-33 84.8%

Officials: Brady Chelette, Martin Cichocki, Ryan McCarty
 Technical fouls: Long Beach State-None. BYU-None.
 Attendance: 16778

Score by periods	1st	2nd	Total
Long Beach State	47	43	90
BYU	46	49	95

	Points	In Paint	Off T/O	2nd Chance	Fast Break	Bench
Long Beach State	47	15	13	7	26	26
BYU	46	19	4	9	43	43

Last FG - LBSU 2nd-00:00, BYU 2nd-00:54.
 Largest lead - LBSU by 5 1st-06:48, BYU by 10 2nd-04:57.
 LBSU led for 05:51. BYU led for 30:38. Game was tied for 03:24.
 Score tied - 9 times.
 Lead changed - 10 times.

Official Basketball Box Score -- Game Totals -- Final Statistics
Arkansas-Little Rock vs BYU
11/18/14 7:35 pm at Provo, Utah, Marriott Center

Arkansas-Little Rock 62 • 1-1

#	Player	Total			3-Ptr			Rebounds			PF	TP	A	TO	Blk	Stl	Min
		FG-FGA	FT-FGA	FT-FTA	FG-FGA	FT-FGA	FT-FTA	Off	Def	Tot							
00	Woods, Roger	* 6-11	2-3	5-7	2	7	9	0	19	0	2	1	1	19			
14	Thomas, J.T.	* 1-7	0-2	0-0	0	0	0	1	2	6	1	0	1	22			
22	Reid, James	* 4-7	2-4	0-0	0	3	3	3	10	0	1	0	0	29			
24	Dillard, Ben	* 0-4	0-3	4-4	0	0	0	2	4	3	2	0	0	23			
33	White, James	* 3-9	0-0	0-0	1	8	9	2	6	0	4	2	0	27			
01	Brown, Andre	0-0	0-0	0-0	0	0	0	0	0	0	0	0	0	3			
02	Washington, Jerron	1-1	0-0	1-2	0	0	1	3	0	1	0	0	0	3			
03	Hagins, Josh	2-9	1-3	0-0	0	1	1	5	1	0	0	0	0	21			
10	Hill, Maurius	2-4	1-1	1-2	3	1	4	2	6	0	2	0	1	16			
11	Smith, DeVonte	0-2	0-0	0-0	0	1	1	1	0	0	0	0	0	18			
21	Isom, Mareik	1-5	0-2	3-4	1	0	1	2	5	0	1	0	0	13			
55	Leeper, Gus	1-2	0-0	0-0	0	0	0	3	2	0	0	1	0	6			
Team					2	3	5										
Totals		21-61	6-18	14-19	9	24	33	19	62	10	14	4	3	200			

FG % 1st Half: 8-31 25.8% 2nd half: 13-30 43.3% Game: 21-61 34.4% Deadball Rebounds: 2
 3FG % 1st Half: 2-9 22.2% 2nd half: 4-9 44.4% Game: 4-9 44.4%
 FT % 1st Half: 10-12 83.3% 2nd half: 4-7 57.1% Game: 14-19 73.7%

BYU 91 • 2-0

#	Player	Total			3-Ptr			Rebounds			PF	TP	A	TO	Blk	Stl	Min
		FG-FGA	FT-FGA	FT-FTA	FG-FGA	FT-FGA	FT-FTA	Off	Def	Tot							
01	FISCHER, Chase	* 7-12	4-7	1-1	0	2	2	1	19	1	2	0	1	28			
03	HAWS, Tyler	* 6-11	1-4	5-6	0	4	4	0	18	5	1	0	2	30			
05	COLLINSWORTH, Kyle	* 2-5	0-0	1-4	3	5	8	3	5	6	4	0	1	17			
33	AUSTIN, Nate	* 4-4	0-0	0-0	2	9	11	2	8	0	0	0	2	30			
41	WORTHINGTON, Luke	* 3-7	0-0	1-2	1	3	4	2	7	0	0	0	1	16			
10	ANDRUS, Ryan	0-0	0-0	0-0	0	0	0	0	0	0	0	0	0	1			
12	SHARP, Josh	1-1	0-0	1-2	1	0	1	3	3	0	0	0	0	5			
15	TOOLSON, Jake	1-1	1-1	0-0	1	2	3	0	3	1	1	0	1	10			
20	WINDER, Anson	4-9	1-4	0-0	0	5	2	9	2	0	0	1	0	18			
23	HALFORD, Skyler	2-6	0-3	0-0	0	0	0	0	4	3	2	0	0	16			
24	BARTLEY IV, Frank	1-1	0-0	0-1	0	1	1	0	2	2	0	0	0	4			
20	NIXON, Dalton	2-3	0-0	0-0	0	0	0	1	4	1	0	0	0	7			
35	NEILSON, Isaac	2-5	0-1	0-1	1	1	2	2	4	1	0	0	0	6			
44	KAUFUSI, Corbin	2-4	0-0	1-3	3	1	4	2	5	0	1	0	0	12			
Team					1	1	2										
Totals		37-69	7-20	10-20	13	34	47	18	91	22	11	0	9	200			

FG % 1st Half: 14-30 46.7% 2nd half: 23-39 59.0% Game: 37-69 53.6% Deadball Rebounds: 5
 3FG % 1st Half: 2-6 33.3% 2nd half: 5-14 35.7% Game: 7-20 35.0%
 FT % 1st Half: 7-14 50.0% 2nd half: 3-6 50.0% Game: 10-20 50.0%

Officials: Michael Irving, Sam Haddad, Kevin Brill
 Technical fouls: Arkansas-Little Rock-TEAM 2. BYU-None.
 Attendance: 12469

Score by periods	1st	2nd	Total
Arkansas-Little Rock	28	34	62
BYU	37	54	91

	Points	In Paint	Off T/O	2nd Chance	Fast Break	Bench
Arkansas-Little Rock	28	13	0	21		
BYU	52	24	10	14	34	34

Last FG - UALR 2nd-00:05, BYU 2nd-00:30.
 Largest lead - UALR by 3 1st-19:37, BYU by 31 2nd-00:30.
 UALR led for 01:31. BYU led for 35:27. Game was tied for 03:02.
 Score tied - 5 times.
 Lead changed - 1 time.

Official Basketball Box Score -- Game Totals -- Final Statistics
Southern Virginia vs BYU
11/19/14 7:05 pm at Provo, Utah, Marriott Center

Southern Virginia 48 • 1-1, 0-0

#	Player	Total			3-Ptr			Rebounds			PF	TP	A	TO	Blk	Stl	Min
		FG-FGA	FT-FGA	FT-FTA	FG-FGA	FT-FGA	FT-FTA	Off	Def	Tot							
01	Preston Eaton	* 2-11	0-3	7-8	2	3	5	2	11	3	1	0	0	24			
04	Wesley Evans	* 1-4	1-3	0-0	0	0	0	3	3	0	0	0	3	20			
21	Kaleio Manuela	* 1-4	0-1	0-0	1	3	4	4	2	0	0	0	0	19			
30	Kevin Walker	* 1-5	0-1	2-0	2	2	2	2	10	0	0	2	20				
45	Justin Langford	* 2-2	0-0	0-0	1	1	2	4	0	1	0	0	1	11			
02	Cody Hosier	0-3	0-2	0-0</													

THE STAT CREW SYSTEM
BYU Combined Team Statistics (as of Nov 25, 2014)
All games

RECORD:	OVERALL	HOME	AWAY	NEUTRAL
ALL GAMES	3-1	3-0	0-0	0-1
CONFERENCE	0-0	0-0	0-0	0-0
NON-CONFERENCE	3-1	3-0	0-0	0-1

#	Player	gp-gs	min	avg	Total		3-Point		F-Throw		Rebounds				pf	dq	a	to	blk	stl	pts	avg		
					fg-fga	fg%	3fg-fga	3fg%	ft-fa	ft%	off	def	tot	avg										
03	HAWS, Tyler	4-4	128	32.0	25-58	.431	8-20	.400	20-23	.870	3	9	12	3.0	6	0	8	11	1	6	78	19.5		
01	FISCHER, Chase	4-4	117	29.3	19-43	.442	11-28	.393	8-10	.800	0	9	9	2.3	7	0	11	9	1	3	57	14.3		
20	WINDER, Anson	4-0	94	23.5	17-35	.486	5-13	.385	6-9	.667	2	14	16	4.0	8	0	6	1	2	4	45	11.3		
05	COLLINSWORTH, Kyl	3-3	75	25.0	12-25	.480	1-3	.333	7-12	.583	5	12	17	5.7	10	0	13	11	0	5	32	10.7		
35	NEILSON, Isaac	4-0	55	13.8	13-23	.565	2-7	.286	11-16	.688	8	6	14	3.5	7	0	4	1	2	4	39	9.8		
23	HALFORD, Skyler	3-1	42	14.0	7-14	.500	2-7	.286	6-6	1.000	0	0	0	0.0	3	0	11	5	0	0	22	7.3		
41	WORTHINGTON, Luke	4-4	50	12.5	10-17	.588	0-0	.000	1-3	.333	6	5	11	2.8	9	0	0	5	0	3	21	5.3		
15	TOOLSON, Jake	4-0	40	10.0	6-10	.600	6-9	.667	0-0	.000	1	11	12	3.0	3	0	5	2	0	5	18	4.5		
33	AUSTIN, Nate	4-4	93	23.3	5-11	.455	1-3	.333	3-4	.750	8	20	28	7.0	11	1	3	1	2	4	14	3.5		
30	NIXON, Dalton	4-0	37	9.3	6-13	.462	0-3	.000	2-2	1.000	2	5	7	1.8	3	0	5	1	0	1	14	3.5		
44	KAUFUSI, Corbin	4-0	43	10.8	3-8	.375	0-0	.000	7-16	.438	6	7	13	3.3	10	0	1	4	1	0	13	3.3		
12	SHARP, Josh	3-0	19	6.3	3-3	1.000	0-0	.000	1-2	.500	4	1	5	1.7	3	0	1	0	1	1	7	2.3		
24	BARTLEY IV, Frank	4-0	24	6.0	4-6	.667	0-1	.000	1-3	.333	0	8	8	2.0	0	0	9	4	2	4	9	2.3		
02	ELLIS, Jordan	1-0	16	16.0	1-1	1.000	0-0	.000	0-0	.000	0	0	0	0.0	1	0	0	0	0	0	2	2.0		
10	ANDRUS, Ryan	2-0	17	8.5	1-2	.500	0-1	.000	1-2	.500	1	2	3	1.5	1	0	1	0	0	0	3	1.5		
Team											11	3	14											
Total.....		4	850		132-269	.491	36-95	.379	74-108	.685	57	112	169	42.2	82	1	78	56	12	40	374	93.5		
Opponents.....		4	850		104-250	.416	31-88	.352	53-81	.654	48	95	143	35.8	87	1	50	74	17	28	292	73.0		

TEAM STATISTICS	BYU	OPP	Date	Opponent	Score	Att.
SCORING	374	292	11/14/14	LONG BEACH STATE	w 95-90	16778
Points per game	93.5	73.0	11/18/14	ARKANSAS-LITTLE ROCK	w 91-62	12469
Scoring margin	+20.5	-	11/19/14	SOUTHERN VIRGINIA	w 101-48	13099
FIELD GOALS-ATT	132-269	104-250	11-24-14	vs SAN DIEGO STATE	Lo2 87-92	2400
Field goal pct	.491	.416	* - Conference game			
3 POINT FG-ATT	36-95	31-88				
3-point FG pct	.379	.352				
3-pt FG made per game	9.0	7.8				
FREE THROWS-ATT	74-108	53-81				
Free throw pct	.685	.654				
F-Throws made per game	18.5	13.3				
REBOUNDS	169	143				
Rebounds per game	42.2	35.8				
Rebounding margin	+6.5	-				
ASSISTS	78	50				
Assists per game	19.5	12.5				
TURNOVERS	56	74				
Turnovers per game	14.0	18.5				
Turnover margin	+4.5	-				
Assist/turnover ratio	1.4	0.7				
STEALS	40	28				
Steals per game	10.0	7.0				
BLOCKS	12	17				
Blocks per game	3.0	4.3				
ATTENDANCE	42346	2400				
Home games-Avg/Game	3-14115	0-0				
Neutral site-Avg/Game	-	1-2400				

Score by Periods	1st	2nd	OT	OT2	Totals
BYU	165	189	9	11	374
Opponents	138	129	9	16	292



31ST ANNUAL

EA SPORTS™

MAUI INVITATIONAL®

HOSTED BY CHAMINADE UNIVERSITY

MAUIINVITATIONAL.COM | @EASPORTSMAUIINV | #MAUIHOOPS | KemperLesnik®

OPENING GAMES

NOVEMBER 2014 | VARIOUS DATES AND LOCATIONS | ALL GAMES EASTERN TIME

November 14	Samford @ Purdue	Mackey Arena West Lafayette, IN	Game Time TBD
	CSUN @ San Diego State	Viejas Arena San Diego, CA	Game Time TBD
	UMKC @ Missouri	Mizzou Arena Columbia, MO	Game Time TBD
November 16	Samford @ Pittsburgh	Petersen Events Center Pittsburgh, PA	Game Time TBD
	CSUN @ Arizona	McKale Center Tucson, AZ	Game Time TBD
November 17	UMKC @ Kansas State	Bramlage Coliseum Manhattan, KS	Game Time TBD
November 18	UALR @ BYU	Marriott Center Provo, UT	Game Time TBD

REGIONAL GAMES

NOVEMBER 22-23, 2014 | JACK STEPHENS CENTER | LITTLE ROCK, AR | GAME TIMES TBD

November 22	Samford vs. CSUN	November 23	CSUN vs. UMKC/UALR
	UMKC vs. UALR		Samford vs. UMKC/UALR

CHAMPIONSHIP ROUND

NOVEMBER 24-26, 2014 | LAHAINA CIVIC CENTER | MAUI, HI

ALL GAMES HAWAIIAN TIME.
(EASTERN TIME IN PARENTHESES.)
GAME TIMES SUBJECT TO CHANGE.

HOME TEAM IS BOTTOM
HALF OF BRACKET. CHAMINADE
IS ALWAYS THE HOME TEAM.

