

BYU SOFTBALL

WEEK 2 • LITTLEWOOD CLASSIC • ALBERTA B. FARRINGTON STADIUM • TEMPE, ARIZONA • BYUCOUGARS.COM

2023 SCHEDULE/RESULTS

OVERALL: 2-2 | WCC: 0-0 | STREAK: W1
HOME: 0-0 | AWAY: 0-0 | NEUTRAL: 2-2

Puerto Vallarta College Challenge (Puerto Vallarta, MX)

| | | | |
|-----|------|--------------------|-------------|
| Thu | 2.9 | North Carolina | L, 2-0 |
| Thu | 2.9 | Wisconsin | W, 1-0 |
| Fri | 2.10 | Maryland | L, 10-2 (5) |
| Sat | 2.11 | North Dakota State | W, 10-1 (5) |

Littlewood Classic (Tempe, AZ)

| | | | |
|-----|------|-----------------|------------|
| Thu | 2.16 | @ Arizona State | 6pm MST |
| Fri | 2.17 | Portland State | 12pm MST |
| Fri | 2.17 | Oregon State | 2:30pm MST |
| Sat | 2.18 | Illinois State | 11am MST |
| Sat | 2.18 | DePaul | 1:30pm MST |

Mary Nutter Collegiate Classic (Cathedral City, CA)

| | | | |
|-----|------|------------------|------------|
| Thu | 2.23 | Missouri | 3pm PST |
| Thu | 2.23 | Texas A&M | 5:30pm PST |
| Fri | 2.24 | San Diego State | 8pm PST |
| Fri | 2.25 | Long Beach State | 12pm PST |

Trailblazer Tournament (St. George, UT)

| | | | |
|-----|-----|----------------|-------------|
| Thu | 3.2 | Oregon State | 1pm MST |
| Fri | 3.3 | UNLV | 3pm MST |
| Fri | 3.3 | Portland State | 5:30pm MST |
| Sat | 3.4 | Idaho State | 12:30pm MST |

Wed 3.15 Utah 6pm MDT

| | | | |
|-----|------|--------------|------------|
| Fri | 3.17 | @ Iowa State | 12pm CDT |
| Fri | 3.17 | @ Iowa State | 2:30pm CDT |
| Sat | 3.18 | Omaha | 12pm CDT |
| Sat | 3.18 | Omaha | 2:30pm CDT |

Tue 3.21 Boise State 5pm MDT

| | | | |
|-----|------|-------------|---------|
| Thu | 3.23 | Utah State | 5pm MDT |
| Sat | 3.25 | Idaho State | 1pm MDT |
| Sat | 3.25 | Idaho State | 3pm MDT |

Mon 3.27 @ Utah Tech 4pm MDT

Purple 6 Gold Challenge (Baton Rouge, LA)

| | | | |
|-----|------|----------------|----------|
| Thu | 3.30 | LSU | 6pm CDT |
| Fri | 3.31 | Louisiana Tech | 2pm CDT |
| Fri | 3.31 | LSU | 7pm CDT |
| Sat | 4.1 | NC State | 11am CDT |

Tue 4.4 @ Idaho State 4pm MDT

| | | | |
|-----|-----|----------------|------------|
| Fri | 4.7 | @ Santa Clara* | 3:30pm PDT |
| Fri | 4.7 | @ Santa Clara* | 6pm PDT |
| Sat | 4.8 | @ Santa Clara* | 1pm PDT |

Tue 4.11 Utah Valley 6pm MDT

| | | | |
|-----|------|---------------------|----------|
| Fri | 4.14 | @ Loyola Marymount* | 2pm PDT |
| Sat | 4.15 | @ Loyola Marymount* | 12pm PDT |
| Sat | 4.15 | @ Loyola Marymount* | 2pm PDT |

Mon 4.17 Stanford 1pm MDT

| | | | |
|-----|------|---------------|---------|
| Wed | 4.19 | @ Utah Valley | 4pm MDT |
|-----|------|---------------|---------|

Wed 4.26 Utah Tech 5pm MDT

| | | | |
|-----|------|------------|---------|
| Fri | 4.28 | San Diego* | 5pm MDT |
| Fri | 4.28 | San Diego* | 7pm MDT |
| Sat | 4.29 | San Diego* | 1pm MDT |

Mon 5.1 UCLA 1pm MDT

| | | | |
|-----|-----|----------|---------|
| Fri | 5.5 | Pacific* | 5pm MDT |
| Fri | 5.5 | Pacific* | 7pm MDT |
| Sat | 5.6 | Pacific* | 1pm MDT |

Fri 5.12 @ Saint Mary's* 3pm PDT

| | | | |
|-----|------|-----------------|----------|
| Sat | 5.13 | @ Saint Mary's* | 12pm PDT |
| Sat | 5.13 | @ Saint Mary's* | 2pm PDT |

*WCC game | Home games in bold



| |
|---|
| BYU (2-2, 0-0 WCC) COUGARS |
| 2022 Record.....23-28, 6-18 ACC |
| Head Coach.....Gordon Eakin (21st season) |
| Record.....767-357 (.682) |



| |
|---|
| Oregon State (2-3, 0-0 Pac-12) BEAVERS |
| 2022 Record.....39-22, 9-15 Pac-12 |
| Date/Time.....Friday, 2.17.23 2:30pm MST |
| Live Stats.....Stat Broadcast |



| |
|--|
| Arizona State (4-1, 0-0 Pac-12) SUN DEVILS |
| 2022 Record.....43-11, 20-4 Pac-12 |
| Date/Time.....Thursday, 2.16.23 6pm MST |
| Stream/Live Stats.....Pac-12 Network Oregon Stat Broadcast |



| |
|---|
| Illinois State (1-3, 0-0 Missouri Valley) REDBIRDS |
| 2022 Record.....24-28, 12-13 Missouri Valley |
| Date/Time.....Saturday, 2.18.23 11am MST |
| Live Stats.....Stat Broadcast |



| |
|--|
| Portland State (2-3, 0-0 Big Sky) VIKINGS |
| 2022 Record.....26-18, 10-5 Big Sky |
| Date/Time.....Friday, 2.17.23 Noon MST |
| Live Stats.....Stat Broadcast |



| |
|---|
| DePaul (4-0, 0-0 Big East) BLUE DEMONS |
| 2022 Record.....29-24, 16-8 Big East |
| Date/Time.....Saturday, 2.18.23 1:30pm MST |
| Live Stats.....Stat Broadcast |

COUGAR NOTABLES

- After opening the 2023 season in Mexico last week, BYU softball heads to Tempe, Arizona to take on five teams at the Littlewood Classic hosted by Arizona State.
- The Cougars went 2-2 at the Puerto Vallarta College Challenge, dropping games to North Carolina and Maryland while beating Wisconsin and North Dakota State, with the BYU bats waking up in a 10-1 run-rule victory over the Bison in its tournament finale.
- Left-handed pitcher Chloe Temples and freshman righty Kaysen Korth both went 1-1 on the weekend, with Temples posting a 1.75 ERA and nine strikeouts, and Korth fanning 11 on a 3.11 ERA.
- Transfer outfielder Maddie Bejarano and freshman infielder Maddie Udall lead the team through the opening weekend batting .500, together tallying 10 hits, four RBI and three runs scored.
- Temples and Bejarano earned all-tournament honors for their performances in Mexico and lead the team in ERA and hits, respectively, heading into the Littlewood Classic this week.
- All five of the Cougars' games will be held at Alberta B. Farrington Stadium. BYU's opening game of the Littlewood Classic against No. 22 Arizona State will be the lone game available via stream.
- BYU is familiar with Arizona State and Farrington Stadium, playing the Sun Devils four times in the last two seasons, and at Farrington nine times in the same time frame. The Cougars are 1-13 against ASU all-time, with each matchup coming against a ranked Sun Devil team.
- Last playing in 2018, BYU is 8-3 against Portland State, with three-straight wins dating back to 2014. Going 5-12 against Oregon State all-time, the Cougars last beat the Beavers in 2017.
- BYU and Illinois State have met just once previously. The Cougars beat the Redbirds, 5-2, in a game also hosted at Arizona State back in 2001. BYU is 1-3 all-time against DePaul, last playing in 2012, but last beating the Blue Demons in 2006.

2023 BY THE NUMBERS

| 2-2 | W-L | 4-1 | 2-3 | 2-3 | 1-3 | 4-0 |
|------|-----------|------|------|------|------|------|
| .284 | AVG. | .331 | .195 | .189 | .196 | .224 |
| 88 | AT-BATS | 136 | 128 | 111 | 97 | 98 |
| 13 | RUNS | 29 | | 8 | 9 | 19 |
| 25 | HITS | 45 | 25 | 21 | 19 | 22 |
| 3 | XBH | 15 | 3 | 7 | 3 | 7 |
| 0 | HR | 8 | 1 | 2 | 0 | 2 |
| 13 | RBI | 28 | 13 | 8 | 8 | 18 |
| 10 | WALKS | 17 | 12 | 12 | 16 | 14 |
| .373 | OBP | .408 | .278 | .274 | .313 | .345 |
| 2-2 | SB-ATT | 3-4 | 1-1 | 3-4 | 1-1 | 5-6 |
| 3.90 | ERA | 2.55 | 3.94 | 4.75 | 4.76 | 1.45 |
| .286 | OPP. AVG. | .220 | .303 | .292 | .295 | .274 |

2023 QUICK FACTS

General Information

| | |
|------------------------|---|
| School..... | Brigham Young University |
| Location..... | Provo, Utah |
| Elevation..... | 4,553 Feet |
| Enrollment..... | 34,737 |
| Founded..... | October 15, 1875 |
| Owned..... | The Church of Jesus Christ of Latter-day Saints |
| Nickname..... | Cougars |
| Mascot..... | Cosmo the Cougar |
| Colors..... | Blue and White |
| Conference..... | West Coast Conference |
| President..... | Kevin J Worthen (BYU, 1982) |
| Athletic Director..... | Tom Holmoe (BYU, 1983) |

Venue Information

| | |
|------------------------------|------------------------------|
| Facility..... | Gail Miller Field |
| Surface..... | Grass |
| Built..... | 2001 |
| Capacity..... | 2,100 |
| Dimensions..... | LF - 210, CF - 220, RF - 210 |
| All-Time Stadium Record..... | 251-55 |

BYU Program History

| | |
|----------------------------------|----------------|
| First Year of Softball..... | 2000 |
| All-Time Record..... | 848-433 (.662) |
| All-Time WCC Record..... | 100-15 |
| Conference Titles..... | 17 |
| WCC Titles (2014-present)..... | 8 |
| PCSC (2013) Titles..... | 1 |
| WAC (2012) Titles..... | 1 |
| MWC (2000-11) Titles..... | 6 |
| NCAA Tournament Appearances..... | 17 |
| Super Regional Appearances..... | 1 (2010) |

Team Information

| | |
|-----------------------------|-------------|
| 2022 Record..... | 42-10 |
| 2022 WCC Record..... | 13-2, T-1st |
| 2022 Home Record..... | 18-4 |
| 2022 Away Record..... | 12-3 |
| 2022 Neutral Record..... | 12-3 |
| 2022 Final RPI..... | 54 |
| 2022 Postseason Finish..... | N/A |

2023 Outlook

| | |
|---------------------------------------|-------|
| Letterwinners Returning/Lost..... | 13/11 |
| Position Starters Returning/Lost..... | 6/4 |
| Primary Pitchers Returning/Lost..... | 1/2 |
| Newcomers..... | 14 |
| All-Americans Returning/Lost..... | 0/0 |

Staff Information

| | |
|------------------------------|----------------------------|
| Head Coach..... | Gordon Eakin (21st season) |
| Career Record..... | 767-357 (.682) |
| Record at BYU..... | Same |
| Associate Head Coach..... | Pete Meredith |
| Assistant Coach..... | Todd Judge |
| Volunteer Assistant..... | Elizabeth Boydston |
| Director of Operations..... | Allie Hancock-Schneeman |
| Strength & Conditioning..... | Zach Stetler |
| Athletic Trainer..... | Whitney Jones |

BYU Athletic Communications

| | |
|----------------------------------|----------------------|
| Sports Information Director..... | Cameron Muh |
| Email..... | cameron_muh@byu.edu |
| | softball_sid@byu.edu |

Follow BYU Softball

| | |
|-----------------|-----------------------|
| Website..... | byucougars.com |
| Live Stats..... | byu.statbroadcast.com |
| Instagram..... | @byu_softball |
| Twitter..... | @byusoftball |
| Facebook..... | BYU Softball |

BYU STORYLINES

COMING HOME

Nine of BYU's 27 players call the state of Arizona home, the most from any state on the team. Catcher Macy Simmons, out of Chandler, Arizona, played two seasons at Arizona State before transferring to BYU last season. Simmons batted .273 between 2020-21, tallying seven RBI, six hits and three runs scored for the Sun Devils.

A LOOK AT ARIZONA STATE (4-1, 0-0 PAC-12)

- The Sun Devils went 43-11 (20-4 Pac-12) last season
- ASU began its 2023 season last week with wins over CSUN, SDSU, Northern Illinois and Memphis, with a loss to Notre Dame
- Jazmyn Rollin (.500) and Yannira Acuña (.429) lead Arizona State in batting average and in runs scored, tallying five apiece
- Marissa Schuld has made three appearances on the year, posting a 2-0 record, 0.00 ERA and five strikeouts
- 2023 marks the first season with the Sun Devils for head coach Megan Bartlett, who has a 145-109 (.571) overall record

A LOOK AT PORTLAND STATE (2-3, 0-0 BIG SKY)

- The Vikings went 26-18 (10-5 Big Sky) last season
- Portland State began the 2023 season with wins over Colgate and Butler, with losses to Marshall, Minnesota and Michigan.
- Logan Rigenbach and Alexa Cepeda each lead the team with a .333 batting average, recording five and four hits, respectively
- Olivia Grey is 2-1 in three appearances, boasting a 0.00 ERA with 11
- In her seventh season as head coach of the Vikings, Meadow McWhorter is 98-165 (.373)

A LOOK AT OREGON STATE (2-3, 0-0 PAC-12)

- The Beavers went 39-22 (9-15 Pac-12) last season
- Oregon State kicked off its season splitting a doubleheader with New Mexico and beating Nicholls before falling to LSU twice
- Kaiea Higa (.444 batting average) and Madison Simon (.385 average) highlight OSU's attack at the plate, with Sarah Haendiges posting a 4.10 ERA, 1-1 record and 14 strikeouts in four appearances
- Laura Berg is in her 11th season as head coach of the Beavers, going 270-335-1 (.535) in that time

A LOOK AT ILLINOIS STATE (1-3, 0-0 MISSOURI VALLEY)

- The Redbirds went 24-28 (12-13 Missouri Valley) last season
- Illinois State beat Saint Joseph's last week before dropping two games to Boston College and another to No. 4 Florida
- This is Tina Kramos' first season as head coach of the Redbirds

A LOOK AT DEPAUL (4-0, 0-0 BIG EAST)

- The Blue Demons went 29-24 (16-8 Big East) last season
- DePaul opened the season 4-0, with wins over Valparaiso, Bowling Green, Saint Louis and Evansville
- Grace Frazier (.500) and Tori Meyer (.462) lead the team in batting average and runs scored, with five and four, respectively
- Brenna Smith has a 0.00 ERA and a win in one appearance with two strikeouts on the year
- Five seasons in as head coach of the Blue Demons, Tracie Adix-Zins is 101-63 (.616)



NUMERICAL ROSTER

| # | Name | Position | Height | B/T | Class | Hometown (Previous School) |
|----|-----------------------|----------|--------|-----|-------|--|
| 3 | Macy Simmons | C | 6-0 | R/R | SR | Chandler, Arizona (Arizona State University) |
| 4 | Mallory Barber | INF | 5-6 | R/R | SR | Spanish Fork, Utah (Salt Lake Community College) |
| 5 | Ella Herrewig | UTL | 5-7 | L/R | FR | Langley, British Columbia (Semiahmoo Secondary School) |
| 7 | Alyssa Podhurcak-Foss | 2B | 5-8 | R/R | SR | Torrance, California (South Torrance HS) |
| 8 | Emma Andrewjeski | C | 6-0 | R/R | SO | Kahlotus, Washington (Connell HS) |
| 11 | Jaelynn Lambert | OF | 5-6 | L/L | SO | Temecula, California (Chaparral HS) |
| 12 | Lauren Flanders | OF | 5-3 | L/R | SO | Peachtree City, Georgia (Starr's Mill HS) |
| 13 | Delaney Baker | RHP | 6-3 | R/R | FR | Farmington, Utah (Farmington HS) |
| 14 | Alyssa Aguilar | RHP | 5-4 | R/R | SO | Tucson, Arizona (Salpointe Catholic HS/Texas A&M-CC) |
| 15 | Taryn Lennon | OF | 5-6 | R/R | JR | Buena Park, California (Orange Lutheran HS) |
| 16 | Breezy Hayward | INF | 5-8 | R/R | FR | Tucson, Arizona (Cienega HS/Texas Tech) |
| 17 | Alexis Gilio | OF | 5-9 | L/R | SO | Lafayette, Colorado (Dawson School) |
| 18 | Kaysen Korth | RHP | 5-7 | R/R | FR | Bluffdale, Utah (Riverton HS) |
| 20 | Hailey Morrow | C/INF | 5-9 | R/R | FR | Las Vegas, Nevada (Shadow Ridge HS) |
| 22 | Maddie Bejarano | OF | 5-5 | L/R | JR | Cottonwood, Arizona (Mingus Union HS/UCF) |
| 23 | Violet Zavodnik | OF | 5-8 | L/R | JR | Murrieta, California (Lakeside HS) |
| 24 | Angelina Camen | C | 5-7 | R/R | SO | Tucson, Arizona (University HS/Texas A&M-CC) |
| 28 | Tristen Furlington | UTL | 5-9 | R/R | FR | Surprise, Arizona (Willow Canyon HS) |
| 30 | Maddie Udall | INF | 5-10 | R/R | FR | Phoenix, Arizona (Sunnyslope HS) |
| 33 | Lo Salcedo | LHP | 5-5 | R/L | JR | Anaheim, California (Valencia HS) |
| 38 | Chloe Temples | RHP | 5-7 | L/L | SR | Marianna, Florida (Marianna HS/Stetson University) |
| 40 | Jolee Benson | C/OF | 5-7 | R/R | FR | Gilbert, Arizona (Gilbert HS) |
| 44 | Hina Huber | RHP | 5-7 | R/R | FR | Mesa, Arizona (Mountain View HS) |
| 50 | Ailana Agbayani | SS/RHP | 5-4 | L/R | FR | Mililani, Hawai'i (Iolani School) |
| 51 | Lexie Bennett | OF | 5-7 | R/R | FR | Scottsboro, Alabama (Scottsboro HS) |
| 54 | Huntyr Ava | 1B | 5-10 | R/R | SR | Rosepark, Utah (West HS) |
| 55 | Martha Epenesa | 3B | 5-10 | R/R | SR | Moreno Valley, California (Valley View HS) |

ALPHABETICAL ROSTER

| # | Name | Position | Class |
|----|-----------------------|----------|-------|
| 50 | Ailana Agbayani | SS/RHP | FR |
| 14 | Alyssa Aguilar | RHP | SO |
| 8 | Emma Andrewjeski | C | SO |
| 54 | Huntyr Ava | 1B | SR |
| 13 | Delaney Baker | RHP | FR |
| 4 | Mallory Barber | INF | SR |
| 22 | Maddie Bejarano | INF | JR |
| 51 | Lexie Bennett | OF | FR |
| 50 | Jolee Benson | C | FR |
| 24 | Angelina Camen | C | SO |
| 55 | Martha Epenesa | 3B | SR |
| 12 | Lauren Flanders | OF | SO |
| 17 | Alexis Gilio | OF | SO |
| 16 | Breezy Hayward | INF | FR |
| 5 | Ella Herrewig | INF | FR |
| 44 | Hina Huber | RHP | FR |
| 18 | Kaysen Korth | RHP | FR |
| 11 | Jaelynn Lambert | OF | SO |
| 15 | Taryn Lennon | OF | JR |
| 20 | Hailey Morrow | C/INF | FR |
| 7 | Alyssa Podhurcak-Foss | 2B | SR |
| 33 | Lo Salcedo | LHP | JR |
| 3 | Macy Simmons | C | SR |
| 38 | Chloe Temples | LHP | SR |
| 28 | Tristen Furlington | UTL | FR |
| 30 | Maddie Udall | INF | FR |
| 23 | Violet Zavodnik | OF | JR |

PRONUNCIATION GUIDE

| | | |
|---|------------------|---------------------------------|
| #5 | Ella Herrewig |Hair-uh-wig |
| #7 | Alyssa Podhurcak |Uh-liss-uh Pud-or-uh-check |
| #8 | Emma Andrewjeski |Andrew-jess-key |
| #11 | Jaelynn Lambert |Jay-lynn |
| #14 | Alyssa Aguilar |Uh-liss-uh Ag-U-lar |
| #15 | Taryn Lennon |T-air-in |
| #17 | Alexis Gilio |Gill-E-oh |
| #18 | Kaysen Korth |Kay-sen |
| #22 | Maddie Bejarano |Bay-haw-rano |
| #23 | Violet Zavodnik |Zuh-vod-nick |
| #24 | Angelina Camen |Kay-men |
| #30 | Maddie Udall |U-dawl |
| #44 | Hina Huber |Hugh-bur |
| #50 | Ailana Agbayani |Eye-lawn-uh Ag-buy-awn-ee |
| #51 | Lexie Bennett |Lex-E |
| #54 | Huntyr Ava |Hunter Aw-vuh |
| #55 | Martha Epenesa |Ep-uh-ness-uh |
| Gordon EakinE-kin | | |
| Allie Hancock SchneemanAl-lee Sh-knee-man | | |



COUGARS BY CLASS

| | |
|-----------------------|-------------|
| Seniors (6) | |
| Huntyr Ava |1B |
| Mallory Barber |INF |
| Martha Epenesa |3B |
| Alyssa Podhurcak |2B |
| Macy Simmons |C |
| Chloe Temples |LHP |
| Juniors (4) | |
| Maddie Bejarano |OF |
| Taryn Lennon |OF |
| Lo Salcedo |LHP |
| Violet Zavodnik |OF |
| Sophomores (6) | |
| Alyssa Aguilar |RHP |
| Emma Andrewjeski |C |
| Angelina Camen |C |
| Lauren Flanders |OF |
| Alexis Gilio |OF |
| Jaelynn Lambert |OF |
| Freshman (11) | |
| Ailana Agbayani |SS/RHP |
| Delaney Baker |RHP |
| Lexie Bennett |OF |
| Jolee Benson |C |
| Breezy Hayward |INF |
| Ella Herrewig |INF |
| Hina Huber |RHP |
| Kaysen Korth |RHP |
| Hailey Morrow |C/INF |
| Tristen Furlington |UTL |
| Maddie Udall |INF |

COUGARS BY STATE

| | |
|-----------------------|-----------------------------------|
| Alabama (1) | |
| Lexie Bennett |Scottsboro |
| Arizona (9) | |
| Alyssa Aguilar |Tucson |
| Maddie Bejarano |Cottonwood |
| Jolee Benson |Gilbert |
| Angelina Camen |Tucson |
| Breezy Hayward |Tucson |
| Hina Huber |Mesa |
| Macy Simmons |Chandler |
| Tristen Furlington |Surprise |
| Maddie Udall |Phoenix |
| Canada (1) | |
| Ella Herrewig |Abbotsford, British Columbia |
| California (6) | |
| Martha Epenesa |Moreno Valley |
| Jaelynn Lambert |Temecula |
| Taryn Lennon |Buena Park |
| Alyssa Podhurcak |Torrance |
| Lo Salcedo |Anaheim |
| Violet Zavodnik |Murrieta |
| Colorado (1) | |
| Alexis Gilio |Lafayette |
| Florida (1) | |
| Chloe Temples |Marianna |
| Georgia (1) | |
| Lauren Flanders |Peachtree City |
| Hawai'i (1) | |
| Ailana Agbayani |Mililani Mauka |
| Nevada (1) | |
| Hailey Morrow |Las Vegas |
| Utah (4) | |
| Huntyr Ava |Rosepark |
| Delaney Baker |Farmington |
| Mallory Barber |Spanish Fork |
| Kaysen Korth |Bluffdale |
| Washington (1) | |
| Emma Andrewjeski |Kahlotus |

TOP 25 POLLS

| USA Today/NFCA Coaches Preseason Poll (2.14.23) | | | | |
|---|----------------------|------------|------------|-----------|
| # | Team (1st Place) | Record | Points | Previous |
| 1 | Oklahoma (32) | 5-0 | 800 | 1 |
| 2 | UCLA | 6-0 | 767 | 2 |
| 3 | Florida | 3-0 | 713 | 4 |
| 4 | Arkansas | 5-0 | 667 | 7 |
| 5 | Oklahoma State | 3-1 | 642 | 3 |
| 6 | Florida State | 4-1 | 564 | 5 |
| 7 | Clemson | 5-0 | 557 | 10 |
| 8 | Virginia Tech | 5-0 | 510 | 11 |
| 9 | Texas | 2-1-1 | 508 | 6 |
| 10 | Arizona | 5-0 | 490 | 12 |
| 11 | Tennessee | 3-0 | 480 | 13 |
| 12 | Washington | 4-1 | 476 | 14 |
| 13 | Georgia | 5-0 | 469 | 15 |
| 14 | Northwestern | 2-2 | 420 | 8 |
| 15 | Alabama | 2-1 | 357 | 9 |
| 16 | Duke | 3-2 | 289 | 16 |
| 17 | Kentucky | 2-0-1 | 267 | 20 |
| 18 | LSU | 5-0 | 242 | 25 |
| 19 | Stanford | 3-2 | 237 | 17 |
| 20 | UCF | 3-1 | 229 | 18 |
| 21 | Auburn | 4-1 | 158 | 21 |
| 22 | Arizona State | 4-1 | 112 | 22 |
| 23 | Maryland | 4-1 | 92 | - |
| 24 | Oregon | 3-2 | 60 | 24 |
| 25 | Michigan | 4-1 | 54 | - |

Other receiving votes: Missouri (45), Louisiana (37), North Texas (29), Mississippi State (27), Oregon State (22), Notre Dame (21), Nebraska (19), San Diego State (12), Baylor (11), Ole Miss (8), Wichita State (4), Utah (1), Liberty (1), Louisville (1)

Dropped out: No. 19 Oregon State, No. 23 Mississippi State

| ESPN.com/USA Softball Top 25 (2.14.23) | | | | |
|--|------------------|------------|------------|----------------|
| # | Team (1st Place) | Record | Points | Preseason Rank |
| 1 | Oklahoma (25) | 5-0 | 625 | 1 |
| 2 | UCLA | 6-0 | 599 | 2 |
| 3 | Florida | 3-0 | 561 | 5 |
| 4 | Arkansas | 5-0 | 539 | 6 |
| 5 | Oklahoma State | 3-1 | 491 | 3 |
| 6 | Clemson | 5-0 | 459 | 10 |
| 7 | Florida State | 4-1 | 437 | 4 |
| 8 | Tennessee | 3-0 | 436 | 12 |
| 9 | Virginia Tech | 5-0 | 421 | 11 |
| 10 | Georgia | 5-0 | 383 | 12 |
| 11 | Northwestern | 2-2 | 346 | 8 |
| 12 | Alabama | 2-1 | 342 | 7 |
| 13 | Texas | 2-1-1 | 335 | 9 |
| 14 | Washington | 4-1 | 332 | 16 |
| 15 | Arizona | 5-0 | 308 | 15 |
| 16 | Kentucky | 2-0-1 | 252 | 17 |
| 17 | Stanford | 3-2 | 216 | 14 |
| 18 | LSU | 5-0 | 213 | 20 |
| 19 | Duke | 3-2 | 201 | 19 |
| 20 | UCF | 3-1 | 195 | 18 |
| 21 | Auburn | 4-1 | 98 | 21 |
| 22 | Louisiana | 4-0 | 79 | 24 |
| 23 | Missouri | 3-2 | 52 | 23 |
| 24 | Oregon | 3-2 | 48 | 22 |
| 25 | Maryland | 4-1 | 33 | - |

Others receiving votes: North Texas (27), Arizona State (26), Baylor (11), Ole Miss (11), Notre Dame (10), Louisville (9), Michigan (9), Texas A&M (9), San Diego State (8), Oregon State (6), Nebraska (3), Cal State Fullerton (2), Utah (1)

Dropped out: Oregon State

*Bold: 2023 opponents

BYU IN THE NATIONAL RANKINGS

| | |
|---|-------|
| Team Fielding Percentage | |
| 1. BYU | 1.000 |
| Team Shuouts | |
| 37. BYU..... | 1 |
| Team Double Plays/Game | |
| 37. BYU..... | 0.50 |
| Team Strikeout-to-Walk Ratio | |
| 67. BYU | 2.62 |
| Team Batting Average | |
| 90. BYU..... | 0.287 |
| Team On-Base Percentage | |
| 92. BYU | 0.376 |
| Individual Shutouts | |
| 7. Kaysen Korth..... | 1 |
| Individual Sacrifice Flies | |
| 13. Violet Zavodnik | 1 |
| Individual Caught Stealing By | |
| 25. Hailey Morrow..... | 2 |
| Individual HBP/Game | |
| 29. Violet Zavodnik | 0.50 |
| Individual Strikeout-to-Walk Ratio | |
| 76. Kaysen Korth | 11 |
| Individual Walks/7 Innings | |
| 85. Kaysen Korth | 0.78 |
| Individual Strikeouts/7 Innings | |
| 92. Kaysen Korth | 8.6 |
| Individual HBP/Game | |
| 94. Hailey Morrow | 0.33 |
| Individual Batting Average | |
| 95. Maddie Bejarano | 0.500 |
| 95. Maddie Udall | 0.500 |

COUGARS IN THE POLLS

| Week | Record | NFCA | USA Softball | RPI |
|-----------|--------|------|--------------|-----|
| Preseason | - | - | RV (1) | - |
| Week 1 | 2-2 | - | - | - |
| Week 2 | - | - | - | - |
| Week 3 | - | - | - | - |
| Week 4 | - | - | - | - |
| Week 5 | - | - | - | - |
| Week 6 | - | - | - | - |
| Week 7 | - | - | - | - |
| Week 8 | - | - | - | - |
| Week 9 | - | - | - | - |
| Week 10 | - | - | - | - |
| Week 11 | - | - | - | - |
| Week 12 | - | - | - | - |
| Week 13 | - | - | - | - |
| Week 14 | - | - | - | - |

WEST COAST CONFERENCE

| 2023 WCC Standings | | | | |
|--------------------|------------|-------------|------------|-------------|
| Team | WCC | Percentage | Overall | Percentage |
| BYU | 0-0 | .000 | 2-2 | .500 |
| Saint Mary's | 0-0 | .000 | 2-3 | .400 |
| LMU | 0-0 | .000 | 2-4 | .333 |
| Pacific | 0-0 | .000 | 0-4 | .000 |
| Santa Clara | 0-0 | .000 | 0-4 | .000 |
| San Diego | 0-0 | .000 | 0-5 | .000 |

| 2023 Preseason Poll | |
|---------------------------|-----------|
| Team (1st Place) | Points |
| T-1. BYU (3) | 23 |
| T-2. LMU (3) | 23 |
| 3. San Diego | 15 |
| 4. Santa Clara | 14 |
| 5. Saint Mary's | 8 |
| 6. Pacific..... | 7 |

| 2023 Preseason All-WCC Team | | | | |
|-----------------------------|--------------|-----------|-----------|--|
| Name | Institution | Year | Position | |
| Huntyr Ava | BYU | SR | 1B | |
| Emma Bickford | Santa Clara | GR | INF | |
| Morgan DeBord | LMU | SR | OF | |
| Rian Dirmeyer | Pacific | JR | INF | |
| Martha Epenesa | BYU | SR | 3B | |
| Carly Lucchetti | Pacific | GR | UTL | |
| Marissa Nishihara | Saint Mary's | JR | OF | |
| Sydney Poole | LMU | SO | OF | |
| Jasmine Sofowara | LMU | SO | UTL | |
| Alexia Trocenas | San Diego | SR | OF | |
| Ashley Trierweiler | Santa Clara | JR | OF | |
| Violet Zavdonik | BYU | JR | OF | |

| | | | |
|----------------------|-------------|-----------|------------|
| Hannah Edwards | Santa Clara | SO | RHP |
| Jenna Perez | LMU | JR | RHP |
| Chloe Temples | BYU | SR | LHP |

| Final 2022 WCC Standings | | | | |
|--------------------------|------|------------|---------|------------|
| Team | WCC | Percentage | Overall | Percentage |
| BYU | 13-2 | .867 | 42-10 | .808 |
| LMU | 13-2 | .867 | 37-17 | .685 |
| Santa Clara | 7-8 | .467 | 21-30 | .412 |
| San Diego | 5-9 | .357 | 18-34 | .346 |
| Saint Mary's | 4-11 | .267 | 16-31 | .340 |
| Pacific | 2-12 | .143 | 12-37 | .245 |

| 2023 WCC Players of the Week | |
|------------------------------|--------------------|
| Week 1..... | Morgan DeBord, LMU |
| Week 2..... | |
| Week 3..... | |
| Week 4..... | |
| Week 5..... | |
| Week 6..... | |
| Week 7..... | |
| Week 8..... | |
| Week 9..... | |
| Week 10..... | |
| Week 11..... | |
| Week 12..... | |
| Week 13..... | |
| Week 14..... | |

| 2023 WCC Pitchers of the Week | |
|-------------------------------|----------------------|
| Week 1..... | Jessica Hubbard, LMU |
| Week 2..... | |
| Week 3..... | |
| Week 4..... | |
| Week 5..... | |
| Week 6..... | |
| Week 7..... | |
| Week 8..... | |
| Week 9..... | |
| Week 10..... | |
| Week 11..... | |
| Week 12..... | |
| Week 13..... | |
| Week 14..... | |



BYU'S RECORD IN 2023...

| | |
|---|---|
| Overall | 2-2 |
| Conference | 0-0 |
| Non-conference | 2-2 |
| At home | 0-0 |
| On the road | 0-0 |
| At neutral sites | 2-2 |
| Facing ranked opponents | 0-0 |
| Facing unranked opponents | 2-2 |
| Day games | 1-2 |
| Night games | 1-0 |
| Vs. left-handed starters | 0-0 |
| Vs. right-handed starters | 2-2 |
| In one-run games | 1-0 |
| In two-run games | 0-1 |
| In 5+ run games | 1-1 |
| In extra innings | 0-0 |
| In shutouts | 1-1 |
| In run-rule games | 1-1 |
| Scoring in the first inning | 2-0 |
| Opponent scores in the first inning | 0-0 |
| Scoring first | 2-0 |
| Opponent scores first | 0-2 |
| When scoring... | |
| Runs | 0 1 2 3 4 5 6 7 8 9 10+ |
| W-L | 0-1 1-0 0-1 0-0 0-0 0-0 0-0 0-0 0-0 0-0 1-0 |
| When opponent scores... | |
| Runs | 0 1 2 3 4 5 6 7 8 9 10+ |
| W-L | 1-0 1-0 0-1 0-0 0-0 0-0 0-0 0-0 0-0 0-0 0-1 |
| When leading after... | |
| Innings | 1 2 3 4 5 6 |
| W-L | 2-0 2-0 2-0 2-0 1-0 1-0 |
| When trailing after... | |
| Innings | 1 2 3 4 5 6 |
| W-L | 0-0 0-1 0-2 0-2 0-1 0-1 |
| When tied after... | |
| Innings | 1 2 3 4 5 6 |
| W-L | 0-2 0-1 0-0 0-0 0-0 0-0 |
| Hitting no home runs | 2-2 |
| Hitting one home run | 0-0 |
| Hitting 2+ home runs | 0-0 |
| Opponent hits no home runs | 2-2 |
| Opponent hits one home run | 0-0 |
| Opponent hits 2+ home runs | 0-0 |
| Committing no errors | 2-2 |
| Committing one error | 0-0 |
| Committing 2+ errors | 0-0 |
| Opponent commits no errors | 1-2 |
| Opponent commits one error | 1-0 |
| Opponent commits 2+ errors | 0-0 |
| Out-hitting opponent | 1-0 |
| Opponent out-hits BYU | 0-2 |
| Same numbers of hits as opponent | 1-0 |
| In February | 2-2 |
| In March | 0-0 |
| In April | 0-0 |
| In May | 0-0 |
| On Monday | 0-0 |
| On Tuesday | 0-0 |
| On Wednesday | 0-0 |
| On Thursday | 1-1 |
| On Friday | 0-1 |
| On Saturday | 1-0 |
| Current streak | W1 |
| Longest win streak in 2022 | 1 |

2023 TEAM SINGLE-GAME HIGHS

| | |
|-----------------------|--|
| Hitting | |
| At bats | 24 (North Carolina, 2.9.23) |
| Runs scored | 10 (North Dakota State, 2.11.23) |
| Hits | 13 (North Dakota State, 2.11.23) |
| RBI | 10 (North Dakota State, 2.11.23) |
| Doubles | 2 (Maryland, 2.10.23) |
| Triples | |
| Home runs | |
| Total bases | 14 (North Dakota State, 2.11.23) |
| Walks | 6 (North Dakota State, 2.11.23) |
| Strikeouts | 5 (North Carolina, 2.9.23) |
| Sacrifice hits | 1 (Wisconsin, 2.9.23) |
| Sacrifice flies | 1 (North Dakota State, 2.11.23) |
| Stolen bases | 2 (North Dakota State, 2.11.23) |
| Hit by pitch | 1, 3x (last vs. North Dakota State, 2.11.23) |
| Runners LOB | 8 (North Dakota State, 2.11.23) |
| Fielding | |
| Assists | 9 (North Dakota State, 2.11.23) |
| Errors | |
| Passed balls | |
| Double plays | 2 (North Carolina, 2.9.23) |
| Pitching | |
| Innings pitched | 7, 2x (last vs. Wisconsin, 2.9.23) |
| Runs allowed | 10 (Maryland, 2.10.23) |
| Earned runs | 10 (Maryland, 2.10.23) |
| Walks allowed | 4 (North Carolina, 2.9.23) |
| Strikeouts | 9 (Wisconsin, 2.9.23) |
| Hits allowed | 13 (Maryland, 2.10.23) |
| Doubles allowed | 1, 2x (last vs. Wisconsin, 2.9.23) |
| Triples allowed | |
| Homers allowed | |
| Wild pitches | 2 (North Carolina, 2.9.23) |
| Hit batters | 1, 3x (last vs. North Dakota State, 2.11.23) |

2023 INDIVIDUAL SINGLE-GAME HIGHS

| | |
|-----------------------|---|
| Hitting | |
| At bats | 4, Ailana Agbayani (North Dakota State, 2.11.23) |
| Runs scored | 2, 2x (last by Violet Zavodnik/Maddie Udall, North Dakota State, 2.11.23) |
| Hits | 3, Maddie Udall (North Dakota State, 2.11.23) |
| RBI | 3, Maddie Udall (North Dakota State, 2.11.23) |
| Doubles | 1, 3x (last by Hailey Morrow vs. North Dakota State, 2.11.23) |
| Triples | |
| Home runs | |
| Total bases | 3, Maddie Udall (North Dakota State, 2.11.23) |
| Walks | 1, 3x (last by Alexis Gilio vs. Wisconsin, 2.9.23) |
| Strikeouts | 2, 3x (last by Alyssa Podhurcak-Foss vs. North Dakota State, 2.11.23) |
| Sacrifice hits | 1, Mallory Barber (Wisconsin, 2.9.23) |
| Sacrifice flies | 1, Violet Zavodnik (North Dakota State, 2.11.23) |
| Stolen bases | 1, 2x (last by Zavodnik/Bejarano vs. North Dakota State, 2.11.23) |
| Hit by pitch | 1, 3x (last by Zavodnik vs. North Dakota State, 2.11.23) |
| Fielding | |
| Putouts | 11, Huntyr Ava (North Carolina, 2.9.23) |
| Assists | 4, Chloe Temples (North Carolina, 2.9.23) |
| Errors | |
| Passed balls | |
| Pitching | |
| Innings pitched | 7, 2x (last by Kaysen Korth vs. Wisconsin, 2.9.23) |
| Runs allowed | 4, Kaysen Korth (Maryland, 2.10.23) |
| Earned runs | 4, Kaysen Korth (Maryland, 2.10.23) |
| Walks allowed | 4, Chloe Temples (North Carolina, 2.9.23) |
| Strikeouts | 9, Kaysen Korth (Wisconsin, 2.9.23) |
| Hits allowed | 6, Kaysen Korth (Maryland, 2.10.23) |
| Doubles allowed | 1, 2x (last by Kaysen Korth vs. Wisconsin, 2.9.23) |
| Triples allowed | |
| Homers allowed | |
| Wild pitches | 2, Chloe Temples (North Carolina, 2.9.23) |
| Hit batters | 1, 3x (last by Chloe Temples vs. North Dakota State, 2.11.23) |

2023 SCORE BY INNINGS

| | | | | | | | | | |
|-----------|---|---|---|---|---|---|---|---|-------|
| | 1 | 2 | 3 | 4 | 5 | 6 | 7 | 8 | Total |
| BYU | 2 | 6 | 2 | 1 | 2 | 0 | 0 | - | 13 |
| Opponents | 0 | 2 | 8 | 2 | 1 | 0 | 0 | - | 13 |

STARTING LINEUPS BY POSITION

| Date | Opponent | P | C | 1B | 2B | 3B | SS | LF | CF | RF | DP |
|------|--------------------|---------|-------------|-----|----------------|---------|----------|----------|----------|--------|-------|
| 2.9 | North Carolina | Temples | Andrewjeski | Ava | Podhuncak-Foss | Epenesa | Agbayani | Bejarano | Zavodnik | Lennon | Gilio |
| 2.9 | Wisconsin | Korth | Morrow | Ava | Podhuncak-Foss | Barber | Agbayani | Bejarano | Zavodnik | Gilio | Udall |
| 2.10 | Maryland | Korth | Morrow | Ava | Barber | Udall | Agbayani | Bejarano | Zavodnik | Lennon | Gilio |
| 2.11 | North Dakota State | Temples | Morrow | Ava | Podhuncak-Foss | Barber | Agbayani | Bejarano | Zavodnik | Gilio | Udall |
| 2.16 | @ Arizona State | | | | | | | | | | |
| 2.17 | Portland State | | | | | | | | | | |
| 2.17 | Oregon State | | | | | | | | | | |
| 2.18 | Illinois State | | | | | | | | | | |
| 2.18 | DePaul | | | | | | | | | | |
| 2.23 | Missouri | | | | | | | | | | |
| 2.23 | Texas A&M | | | | | | | | | | |
| 2.24 | San Diego State | | | | | | | | | | |
| 2.25 | Long Beach State | | | | | | | | | | |
| 3.2 | Oregon State | | | | | | | | | | |
| 3.3 | Portland State | | | | | | | | | | |
| 3.3 | UNLV | | | | | | | | | | |
| 3.4 | Idaho State | | | | | | | | | | |
| 3.15 | Utah | | | | | | | | | | |
| 3.17 | @ Iowa State | | | | | | | | | | |
| 3.17 | @ Iowa State | | | | | | | | | | |
| 3.18 | Omaha | | | | | | | | | | |
| 3.18 | Omaha | | | | | | | | | | |
| 3.21 | Boise State | | | | | | | | | | |
| 3.23 | Utah State | | | | | | | | | | |
| 3.25 | Idaho State | | | | | | | | | | |
| 3.25 | Idaho State | | | | | | | | | | |
| 3.27 | @ Utah Tech | | | | | | | | | | |
| 3.30 | @ LSU | | | | | | | | | | |
| 3.31 | Louisiana Tech | | | | | | | | | | |
| 3.31 | @ LSU | | | | | | | | | | |
| 4.1 | NC State | | | | | | | | | | |
| 4.4 | @ Idaho State | | | | | | | | | | |
| 4.7 | @ Santa Clara | | | | | | | | | | |
| 4.7 | @ Santa Clara | | | | | | | | | | |
| 4.8 | @ Santa Clara | | | | | | | | | | |
| 4.11 | Utah Valley | | | | | | | | | | |
| 4.14 | @ LMU | | | | | | | | | | |
| 4.15 | @ LMU | | | | | | | | | | |
| 4.15 | @ LMU | | | | | | | | | | |
| 4.17 | Stanford | | | | | | | | | | |
| 4.19 | @ Utah Valley | | | | | | | | | | |
| 4.26 | Utah Tech | | | | | | | | | | |
| 4.28 | San Diego | | | | | | | | | | |
| 4.28 | San Diego | | | | | | | | | | |
| 4.29 | San Diego | | | | | | | | | | |
| 5.1 | UCLA | | | | | | | | | | |
| 5.5 | Pacific | | | | | | | | | | |
| 5.5 | Pacific | | | | | | | | | | |
| 5.6 | Pacific | | | | | | | | | | |
| 5.12 | @ Saint Mary's | | | | | | | | | | |
| 5.13 | @ Saint Mary's | | | | | | | | | | |
| 5.13 | @ Saint Mary's | | | | | | | | | | |

STARTING LINEUPS BY BATTING ORDER

| Date | Opponent | Leadoff | No. 2 | No. 3 | Cleanup | No. 5 | No. 6 | No. 7 | No. 8 | No. 9 | Flex |
|------|--------------------|----------|----------|----------|---------|----------------|----------------|--------|-------------|-------|---------|
| 2.9 | North Carolina | Agbayani | Bejarano | Zavodnik | Ava | Epensa | Podhurcak-Foss | Lennon | Andrewjeski | Gilio | Temples |
| 2.9 | Wisconsin | Agbayani | Bejarano | Zavodnik | Ava | Udall | Podhurcak-Foss | Barber | Morrow | Gilio | Korth |
| 2.10 | Maryland | Agbayani | Bejarano | Zavodnik | Ava | Udall | Barber | Morrow | Lennon | Gilio | Korth |
| 2.11 | North Dakota State | Agbayani | Bejarano | Zavodnik | Udall | Podhurcak-Foss | Ava | Barber | Morrow | Gilio | Temples |
| 2.16 | @ Arizona State | | | | | | | | | | |
| 2.17 | Portland State | | | | | | | | | | |
| 2.17 | Oregon State | | | | | | | | | | |
| 2.18 | Illinois State | | | | | | | | | | |
| 2.18 | DePaul | | | | | | | | | | |
| 2.23 | Missouri | | | | | | | | | | |
| 2.23 | Texas A&M | | | | | | | | | | |
| 2.24 | San Diego State | | | | | | | | | | |
| 2.25 | Long Beach State | | | | | | | | | | |
| 3.2 | Oregon State | | | | | | | | | | |
| 3.3 | Portland State | | | | | | | | | | |
| 3.3 | UNLV | | | | | | | | | | |
| 3.4 | Idaho State | | | | | | | | | | |
| 3.15 | Utah | | | | | | | | | | |
| 3.17 | @ Iowa State | | | | | | | | | | |
| 3.17 | @ Iowa State | | | | | | | | | | |
| 3.18 | Omaha | | | | | | | | | | |
| 3.18 | Omaha | | | | | | | | | | |
| 3.21 | Boise State | | | | | | | | | | |
| 3.23 | Utah State | | | | | | | | | | |
| 3.25 | Idaho State | | | | | | | | | | |
| 3.25 | Idaho State | | | | | | | | | | |
| 3.27 | @ Utah Tech | | | | | | | | | | |
| 3.30 | @ LSU | | | | | | | | | | |
| 3.31 | Louisiana Tech | | | | | | | | | | |
| 3.31 | @ LSU | | | | | | | | | | |
| 4.1 | NC State | | | | | | | | | | |
| 4.4 | @ Idaho State | | | | | | | | | | |
| 4.7 | @ Santa Clara | | | | | | | | | | |
| 4.7 | @ Santa Clara | | | | | | | | | | |
| 4.8 | @ Santa Clara | | | | | | | | | | |
| 4.11 | Utah Valley | | | | | | | | | | |
| 4.14 | @ LMU | | | | | | | | | | |
| 4.15 | @ LMU | | | | | | | | | | |
| 4.15 | @ LMU | | | | | | | | | | |
| 4.17 | Stanford | | | | | | | | | | |
| 4.19 | @ Utah Valley | | | | | | | | | | |
| 4.26 | Utah Tech | | | | | | | | | | |
| 4.28 | San Diego | | | | | | | | | | |
| 4.28 | San Diego | | | | | | | | | | |
| 4.29 | San Diego | | | | | | | | | | |
| 5.1 | UCLA | | | | | | | | | | |
| 5.5 | Pacific | | | | | | | | | | |
| 5.5 | Pacific | | | | | | | | | | |
| 5.6 | Pacific | | | | | | | | | | |
| 5.12 | @ Saint Mary's | | | | | | | | | | |
| 5.13 | @ Saint Mary's | | | | | | | | | | |
| 5.13 | @ Saint Mary's | | | | | | | | | | |

OVERALL STATISTICS

2023 BYU Softball
Overall Statistics for BYU (as of Feb 12, 2023)
(All games Sorted by Batting avg)

Record: 2-2 Home: 0-0 Away: 0-0 Neutral: 2-2 : 0-0

| Player | avg | gp-gs | ab | r | h | 2b | 3b | hr | rbi | tb | slg% | bb | hp | so | gdp | ob% | sf | sh | sb-att | po | a | e | fld% |
|----------------------|-------|-------|----|----|----|----|----|----|-----|----|-------|----|----|----|-----|-------|----|----|--------|----|----|---|-------|
| FLANDERS, Lauren | 1.000 | 2-0 | 1 | 1 | 1 | 0 | 0 | 0 | 0 | 1 | 1.000 | 1 | 0 | 0 | 0 | 1.000 | 0 | 0 | 0-0 | 0 | 0 | 0 | .000 |
| BEJARANO, Maddie | .500 | 4-4 | 12 | 1 | 6 | 0 | 0 | 0 | 1 | 6 | .500 | 1 | 0 | 1 | 0 | .538 | 0 | 0 | 1-1 | 2 | 1 | 0 | 1.000 |
| UDALL, Maddie | .500 | 3-3 | 8 | 2 | 4 | 0 | 0 | 0 | 3 | 4 | .500 | 0 | 0 | 1 | 1 | .500 | 0 | 0 | 0-0 | 2 | 1 | 0 | 1.000 |
| GILIO, Alexis | .333 | 4-4 | 6 | 1 | 2 | 0 | 0 | 0 | 0 | 2 | .333 | 1 | 0 | 0 | 0 | .429 | 0 | 0 | 0-0 | 2 | 0 | 0 | 1.000 |
| ANDREWJESKI, Emma | .333 | 2-1 | 3 | 0 | 1 | 0 | 0 | 0 | 1 | 1 | .333 | 0 | 0 | 0 | 0 | .333 | 0 | 0 | 0-0 | 6 | 0 | 0 | 1.000 |
| BARBER, Mallory | .286 | 4-3 | 7 | 0 | 2 | 1 | 0 | 0 | 0 | 3 | .429 | 1 | 0 | 0 | 0 | .375 | 0 | 1 | 0-0 | 2 | 5 | 0 | 1.000 |
| AVA, Huntyr | .273 | 4-4 | 11 | 0 | 3 | 0 | 0 | 0 | 4 | 3 | .273 | 1 | 0 | 1 | 0 | .333 | 0 | 0 | 0-0 | 24 | 0 | 0 | 1.000 |
| MORROW, Hailey | .250 | 3-3 | 4 | 1 | 1 | 1 | 0 | 0 | 0 | 2 | .500 | 0 | 1 | 1 | 0 | .400 | 0 | 0 | 0-0 | 17 | 3 | 0 | 1.000 |
| LENNON, Taryn | .250 | 3-2 | 4 | 1 | 1 | 0 | 0 | 0 | 0 | 1 | .250 | 0 | 0 | 2 | 0 | .250 | 0 | 0 | 0-0 | 1 | 0 | 0 | 1.000 |
| AGBAYANI, Ailana | .154 | 4-4 | 13 | 3 | 2 | 0 | 0 | 0 | 0 | 2 | .154 | 0 | 0 | 2 | 0 | .154 | 0 | 0 | 0-0 | 6 | 4 | 0 | 1.000 |
| PODHURCAK-FOSS, Alys | .143 | 4-3 | 7 | 1 | 1 | 0 | 0 | 0 | 1 | 1 | .143 | 3 | 0 | 2 | 0 | .400 | 0 | 0 | 0-0 | 2 | 5 | 0 | 1.000 |
| ZAVODNIK, Violet | .125 | 4-4 | 8 | 2 | 1 | 1 | 0 | 0 | 3 | 2 | .250 | 2 | 2 | 2 | 0 | .385 | 1 | 0 | 1-1 | 5 | 0 | 0 | 1.000 |
| EPENESA, Martha | .000 | 2-1 | 4 | 0 | 0 | 0 | 0 | 0 | 0 | 0 | .000 | 0 | 0 | 1 | 0 | .000 | 0 | 0 | 0-0 | 0 | 0 | 0 | .000 |
| BENNETT, Lexie | .000 | 2-0 | 0 | 0 | 0 | 0 | 0 | 0 | 0 | 0 | .000 | 0 | 0 | 0 | 0 | .000 | 0 | 0 | 0-0 | 0 | 0 | 0 | .000 |
| HUBER, Hina | .000 | 1-0 | 0 | 0 | 0 | 0 | 0 | 0 | 0 | 0 | .000 | 0 | 0 | 0 | 0 | .000 | 0 | 0 | 0-0 | 0 | 0 | 0 | .000 |
| LAMBERT, Jaelynn | .000 | 1-0 | 0 | 0 | 0 | 0 | 0 | 0 | 0 | 0 | .000 | 0 | 0 | 0 | 0 | .000 | 0 | 0 | 0-0 | 0 | 0 | 0 | .000 |
| Totals | .284 | 4 | 88 | 13 | 25 | 3 | 0 | 0 | 13 | 28 | .318 | 10 | 3 | 13 | 1 | .373 | 1 | 1 | 2-2 | 70 | 27 | 0 | 1.000 |
| Opponents | .286 | 4 | 84 | 13 | 24 | 2 | 0 | 0 | 12 | 26 | .310 | 8 | 3 | 21 | 0 | .365 | 1 | 2 | 9-11 | 69 | 29 | 1 | .990 |

(All games Sorted by Earned run avg)

| Player | era | w-l | app | gs | cg | sho | sv | ip | h | r | er | bb | so | 2b | 3b | hr | b/avg | wp | hp | bk | sfa | sha |
|------------------|-------|-----|-----|----|----|-----|----|------|----|----|----|----|----|----|----|----|-------|----|----|----|-----|-----|
| TEMPLES, Chloe | 1.75 | 1-1 | 2 | 2 | 2 | 0/0 | 0 | 12.0 | 8 | 3 | 3 | 5 | 9 | 1 | 0 | 0 | .222 | 2 | 1 | 0 | 1 | 2 |
| KORTH, Kaysen | 3.11 | 1-1 | 2 | 2 | 1 | 1/0 | 0 | 9.0 | 9 | 4 | 4 | 1 | 11 | 1 | 0 | 0 | .257 | 0 | 1 | 0 | 0 | 0 |
| HUBER, Hina | 10.50 | 0-0 | 1 | 0 | 0 | 0/0 | 0 | 1.1 | 4 | 2 | 2 | 0 | 0 | 0 | 0 | 0 | .500 | 0 | 0 | 0 | 0 | 0 |
| AGBAYANI, Ailana | 10.50 | 0-0 | 1 | 0 | 0 | 0/0 | 0 | 0.2 | 2 | 1 | 1 | 0 | 1 | 0 | 0 | 0 | .667 | 0 | 1 | 0 | 0 | 0 |
| AGUILAR, Alyssa | 63.00 | 0-0 | 1 | 0 | 0 | 0/0 | 0 | 0.1 | 1 | 3 | 3 | 2 | 0 | 0 | 0 | 0 | .500 | 0 | 0 | 0 | 0 | 0 |
| Totals | 3.90 | 2-2 | 4 | 4 | 3 | 1/0 | 0 | 23.1 | 24 | 13 | 13 | 8 | 21 | 2 | 0 | 0 | .286 | 2 | 3 | 0 | 1 | 2 |
| Opponents | 3.96 | 2-2 | 4 | 4 | 2 | 1/0 | 0 | 23.0 | 25 | 13 | 13 | 10 | 13 | 3 | 0 | 0 | .284 | 1 | 3 | 0 | 1 | 1 |



BYU HEAD COACH GORDON EAKIN

Eakin is entering his 21st season as the Cougars' head coach and his 23rd season at BYU overall. He was named head coach in July 2002 after working as an assistant coach since the softball program's inception in 2000. Since that time he has led the Cougars to eight West Coast Conference championships, five Mountain West Conference championships, one Western Athletic Conference tournament championship and 16 NCAA tournament appearances.

The five-time WCC Coach of the Year has coached 15 All-Americans, 15 conference players of the year, eight conference freshmen of the year, eight conference pitchers of the year and three conference defensive players of the year during his tenure.

He led BYU to one of its most successful seasons in 2017, reaching 46 wins, tied for the most in program history. The Cougars were ranked for 12 weeks of the season and had a program-best 22-game win streak.

In 2010, Eakin guided the Cougars to 46 wins, the most in school history, as BYU advanced to the NCAA Super Regionals for the first time ever with wins over East Carolina and host Texas before ending its season at national runner-up Arizona. The Cougars finished second in the country in batting average, seventh in scoring and ninth in slugging percentage as a team.

Known as one of the best hitting coaches in the country, Eakin has helped BYU finish in the top-ten nationally eight times in slugging percentage, seven times in home runs per game, five times in batting average and five times in scoring.

In addition to his duties at BYU, Eakin was also an assistant coach and hitting coach for the USA National Team in 2009. In the summer of 2010, Eakin helped guide the National Team to a 17-2 record as USA won the World Championship in Venezuela, the World Cup in Oklahoma and the Japan Cup championship in Sendai, Japan.

Before entering the coaching ranks, Eakin was a successful baseball and softball player. After playing collegiate baseball at the University of Utah, Eakin signed with the Oakland Athletics organization where he played for three years.

Eakin went on to join the United States All-Star team, playing in three U.S. Olympic sports festivals in 1986, 1993 and 1994, winning bronze, silver and gold, respectively. While on the team, Eakin was honored on the ISC All-World First Team and was an ASA All-American. He would later play shortstop on the internationally ranked Larry H. Miller Toyota Fast Pitch team, eventually earning induction into the Utah Fast Pitch Hall of Fame in 1998.

A native of Holladay, Utah, Eakin graduated from Granite High. He currently resides in Sandy, Utah, and is married to Barbi. They are the parents of three children (Alicia, Ryan and Parker) and have 10 grandchildren.

THE EAKIN FILE

Coaching History

2003-presentHead Coach, BYU
 2000-2002 Assistant Coach, BYU

Coaching Highlights

- Record of 765-355 (.683) through 20 seasons
- USA National Team hitting coach (2009-2010)
- Coached Cougars to six-consecutive West Coast Conference championships and 11-straight conference championships spanning four conferences
- Guided BYU to five Mountain West Conference championships in the team's last seven years in the conference (2005, 2007, 2009-11) while never finishing lower than third in the conference
- Also led BYU to the Western Athletic Conference Tournament Championship in 2012, the Pacific Coast Softball Conference Championship in 2013 and the inaugural WCC Championship in 2014
- Highest winning percentage in MWC history in MWC games (.750) and overall.
- Nine-time conference coach of the year: WCC (2014-16, 2017, 2021), PCSC (2013) and MWC (2009-2011)
- Guided BYU to a No. 15 finish in both major polls in 2010 and a No. 21/20 finish in 2017
- Led BYU to first-ever NCAA Super Regional appearance in 2010 and 16-straight NCAA tournament appearances (2005-2021)
- Coached 22 All-Americans
- Coached 15 Players of the Year (7 MWC, 1 WAC, 1 PCSC, 6 WCC), 10 Freshman of the Year (3 MWC, 1 PCSC, 4 WCC), 8 Pitchers of the Year (2 MWC, 6 WCC) and 3 Defensive Players of the Year (WCC)
- Coached 56 All-Region performers, 22 All-MWC performers, 3 All-WAC performers, 6 All-PCSC performers and 49 All-WCC performers

Playing Career Highlights

- Played baseball for the University of Utah
- Played three years for the Oakland Athletics organization
- Played in three US Olympic sports festivals winning a bronze medal (1986), silver (1993) and gold (1994)
- Named to the ISC All-World First Team and was an ASA All-American
- Played shortstop on the internationally ranked Larry H. Miller Toyota Fast Pitch team
- Inducted into the Utah Fast Pitch Hall of Fame in 1998

Personal

- Hometown: Sandy, Utah
- Married to Barbi
- Has three children and 10 grandchildren

| Year | Overall Record | Conference Record | Conference Finish | NCAA Tournament |
|--------------|-----------------------|---|-----------------------------|---------------------------|
| 2003 | 36-17 | 10-7 | 3rd/MWC | - |
| 2004 | 34-18 | 11-8 | 3rd/MWC | - |
| 2005 | 45-14 | 16-2 | 1st/MWC | 1-2 (NCAA Regional) |
| 2006 | 43-22 | 15-5 | 2nd/MWC | 1-2 (NCAA Regional) |
| 2007 | 43-20 | 16-4 | 1st/MWC | 2-2 (NCAA Regional) |
| 2008 | 44-20 | 14-6 | 2nd/MWC | 1-2 (NCAA Regional) |
| 2009 | 40-18 | 12-2 | 1st/MWC | 1-2 (NCAA Regional) |
| 2010 | 46-13 | 12-3 | 1st/MWC | 3-2 (NCAA Super Regional) |
| 2011 | 40-18 | 11-2 | 1st/MWC | 2-2 (NCAA Regional) |
| 2012 | 45-15 | 15-4 | 1st/WAC | 2-2 (NCAA Regional) |
| 2013 | 33-25 | 19-5 | 1st/PCSC | 0-2 (NCAA Regional) |
| 2014 | 34-23 | 12-2 | 1st/WCC | 1-2 (NCAA Regional) |
| 2015 | 40-14 | 13-2 | 1st/WCC | 1-2 (NCAA Regional) |
| 2016 | 36-21 | 12-3 | 1st/WCC | 1-2 (NCAA Regional) |
| 2017 | 46-13 | 14-1 | 1st/WCC | 2-2 (NCAA Regional) |
| 2018 | 36-22 | 13-1 | 1st/WCC | 1-2 (NCAA Regional) |
| 2019 | 30-26 | 12-3 | 1st/WCC | 2-1 (NCAA Regional) |
| 2020 | 14-9 | *2020 season was canceled due to COVID-19 after just 23 games | | |
| 2021 | 38-17 | 11-1 | 1st/WCC | 2-2 (NCAA Regional) |
| 2022 | 42-10 | 13-2 | T-1st/WCC | - |
| 2023 | 2-2 | | | |
| TOTAL | 767-357 (.682) | 251-63 (.799) | 15 Conference Titles | 23-31 (.425) |

EAKIN VS. ALL OPPONENTS

| OPPONENT | W-L | H | A | N |
|---------------------------|-------------|-------------|------------|------------|
| Akron | 0-1 | - | - | 0-1 |
| Alabama | 0-2 | - | - | 0-2 |
| Albany | 1-0 | - | - | 1-0 |
| Arizona | 1-9 | - | 1-7 | 0-2 |
| Arizona State | 1-10 | 0-2 | 1-7 | 0-1 |
| Arkansas | 1-0 | - | - | 1-0 |
| Arkansas Pine Bluff | 1-0 | - | - | 1-0 |
| Auburn | 2-1 | - | - | 2-1 |
| Ball State | 2-0 | - | - | 2-0 |
| Baylor | 5-1 | 3-0 | - | 2-1 |
| Bethune-Cookman | 4-0 | - | - | 4-0 |
| Boise State | 5-2 | 2-1 | - | 3-1 |
| Boston | 1-1 | - | - | 1-1 |
| Buffalo | 1-0 | - | - | 1-0 |
| Cal Baptist | 0-1 | - | - | 0-1 |
| Cal Poly | 8-4 | 1-0 | - | 7-4 |
| Cal State Bakersfield | 5-2 | 3-1 | - | 2-1 |
| Cal State Fullerton | 5-2 | - | - | 5-2 |
| California | 6-4 | - | - | 6-4 |
| Campbell | 1-0 | - | - | 1-0 |
| Central Connecticut State | 1-0 | - | - | 1-0 |
| Charlotte | 1-0 | - | - | 1-0 |
| Chanooga | 0-1 | - | - | 0-1 |
| Cleveland State | 1-0 | - | - | 1-0 |
| College of Charleston | 2-0 | - | - | 2-0 |
| Colorado State | 23-13 | 14-4 | 8-6 | 1-3 |
| Connecticut | 1-0 | - | - | 1-0 |
| Creighton | 2-1 | - | - | 2-1 |
| CSUN | 6-1 | - | - | 2-1 |
| Dartmouth | 4-0 | - | - | 4-0 |
| DePaul | 1-3 | - | - | 1-3 |
| Detroit Mercy | 1-0 | - | - | 1-0 |
| Drake | 2-2 | - | - | 2-2 |
| Drexel | 1-0 | - | - | 1-0 |
| East Carolina | 5-1 | - | - | 5-1 |
| Florida | 0-1 | - | - | 0-1 |
| Florida Golf Coast | 1-1 | - | - | 1-1 |
| Florida International | 1-0 | - | - | 1-0 |
| Florida State | 1-2 | 1-1 | - | 0-1 |
| Fordham | 3-0 | - | - | 3-0 |
| Fresno State | 7-9 | - | 3-7 | 4-2 |
| George Washington | 1-0 | - | - | 1-0 |
| Georgetown | 1-0 | - | - | 1-0 |
| Georgia | 1-3 | - | - | 1-3 |
| Georgia Tech | 0-1 | - | - | 0-1 |
| Grand Canyon | 2-1 | 1-0 | 0-1 | 1-0 |
| Harvard | 1-0 | - | - | 1-0 |
| Hawai'i | 16-2 | 1-1 | 5-1 | 10-1 |
| Hofstra | 0-1 | - | - | 0-1 |
| Houston | 1-5 | 0-3 | 1-1 | 0-1 |
| Idaho State | 16-2 | 13-1 | 0-1 | 3-0 |
| Illinois | 4-4 | - | - | 4-4 |
| Illinois State | - | - | - | - |
| Illinois-Chicago | 4-0 | - | - | 4-0 |
| Indiana | 4-0 | - | - | 4-0 |
| Iona | 1-0 | - | - | 1-0 |
| Iowa | 0-1 | - | - | 0-1 |
| Iowa State | 5-1 | 3-0 | - | 2-1 |
| Jacksonville | 1-0 | - | - | 1-0 |
| James Madison | 1-4 | - | - | 1-4 |
| Kansas | 2-5 | 0-2 | - | 2-3 |
| Kentucky | 1-1 | - | - | 1-1 |
| Liberty | 0-1 | - | - | 0-1 |
| Long Beach State | 4-6 | - | 1-0 | 3-6 |
| Long Island-Brooklyn | 2-2 | - | - | 2-2 |
| Longwood | 2-0 | - | - | 2-0 |
| Louisiana Lafayette | 0-1 | - | - | 0-1 |
| Louisiana Monroe | 0-2 | - | - | 0-2 |
| Louisiana Tech | 3-3 | - | 2-3 | 1-0 |
| Louisville | 2-1 | - | - | 2-1 |

| OPPONENT | W-L | H | A | N |
|--------------------------------|--------------|-------------|-------------|------------|
| Loyola Marymount | 25-11 | 8-6 | 8-4 | 9-1 |
| LSU | 0-1 | - | - | 0-1 |
| Maine | 6-0 | 3-0 | - | 3-0 |
| Marist | 2-0 | 1-0 | - | 1-0 |
| Maryland | 1-2 | - | - | 1-2 |
| McNeese State | 2-1 | - | - | 2-1 |
| Memphis | 1-0 | - | - | 1-0 |
| Mercer | 1-0 | - | - | 1-0 |
| Miami (Ohio) | 2-0 | - | - | 2-0 |
| Michigan | 0-1 | - | - | 0-1 |
| Middle Tennessee State | 1-0 | - | - | 1-0 |
| Minnesota | 0-2 | - | - | 0-2 |
| Mississippi State | 3-2 | - | - | 3-2 |
| Missouri | 2-3 | - | 0-1 | 2-2 |
| Missouri-Kansas City | 3-0 | 2-0 | - | 1-0 |
| Monmouth | 2-0 | - | - | 2-0 |
| Montana | 1-0 | - | - | 1-0 |
| Mount St. Mary's | 1-0 | - | - | 1-0 |
| NC State | - | - | - | - |
| Nebraska | 4-5 | - | - | 4-5 |
| Nevada | 7-3 | - | 3-0 | 4-3 |
| New Mexico | 35-6 | 16-3 | 14-2 | 5-2 |
| New Mexico State | 4-1 | 3-0 | 1-0 | 0-1 |
| North Carolina | 1-2 | - | 1-0 | 0-2 |
| North Dakota | 2-0 | 2-0 | - | - |
| North Dakota State | 5-4 | 1-0 | - | 4-4 |
| Northern Colorado | 5-0 | 1-0 | - | 4-0 |
| Northern Illinois | 2-0 | - | - | 2-0 |
| Northwestern | 3-3 | - | - | 3-3 |
| Northwestern State | 1-1 | - | - | 1-1 |
| Notre Dame | 0-4 | - | - | 0-4 |
| Ohio | 1-0 | - | - | 1-0 |
| Ohio State | 1-2 | - | 0-1 | 1-1 |
| Oklahoma | 0-7 | - | 0-2 | 0-5 |
| Oklahoma State | 5-5 | 3-0 | 0-1 | 2-4 |
| Ole Miss | 1-1 | - | - | 1-1 |
| Omaha | - | - | - | - |
| Oregon | 3-12 | 1-1 | 0-8 | 2-3 |
| Oregon State | 4-9 | - | 2-3 | 2-6 |
| Pacific | 23-2 | 10-0 | 11-1 | 2-1 |
| Penn State | 0-1 | - | - | 0-1 |
| Pittsburgh | 1-0 | - | - | 1-0 |
| Portland State | 7-3 | - | 1-1 | 6-2 |
| Princeton | 1-0 | - | - | 1-0 |
| Providence | 1-1 | - | - | 1-1 |
| Purdue | 5-0 | - | - | 5-0 |
| Rhode Island | 1-0 | - | - | 1-0 |
| Robert Morris | 2-0 | - | - | 2-0 |
| Rutgers | 1-0 | - | - | 1-0 |
| Sacramento State | 4-2 | - | 2-0 | 2-2 |
| Saint Joseph's | 1-0 | - | - | 1-0 |
| Saint Louis | 1-0 | - | - | 1-0 |
| Saint Mary's | 28-2 | 16-0 | 10-2 | 2-0 |
| Sam Houston State | 1-0 | - | - | 1-0 |
| San Diego | 28-3 | 12-0 | 14-3 | 2-0 |
| San Diego State | 27-17 | 7-6 | 19-9 | 1-2 |
| San José State | 7-3 | 3-0 | - | 4-3 |
| Santa Clara | 28-2 | 11-1 | 15-1 | 2-0 |
| Seattle | 6-0 | - | - | 6-0 |
| South Carolina | 0-1 | - | - | 0-1 |
| South Dakota State | 2-0 | 1-0 | - | 1-0 |
| Southern Illinois-Carbondale | 3-0 | - | - | 3-0 |
| Southern Illinois-Edwardsville | 1-0 | - | - | 1-0 |
| Southern Mississippi | 2-0 | - | - | 2-0 |
| Southern Utah | 54-5 | 29-3 | 17-2 | 8-0 |
| St. John's | 1-0 | - | - | 1-0 |
| Stanford | 3-9 | 0-1 | 2-7 | 1-1 |
| Tarleton State | 1-0 | - | - | 1-0 |
| Tennessee | 1-10 | - | 0-3 | 1-7 |
| Tennessee Tech | 1-0 | - | - | 1-0 |

| OPPONENT | W-L | H | A | N |
|--------------------------------|--------------|-------------|-------------|------------|
| Texas | 2-7 | - | 2-3 | 0-4 |
| Texas A&M | 6-8 | - | 4-5 | 2-3 |
| Texas Southern | 1-0 | - | - | 1-0 |
| Texas State | 2-3 | - | 0-1 | 2-2 |
| Texas Tech | 1-1 | - | - | 1-1 |
| Texas-Arlington | 1-0 | - | - | 1-0 |
| Toledo | 1-0 | - | - | 1-0 |
| Tulsa | 1-1 | - | - | 1-1 |
| UAB | 1-0 | - | - | 1-0 |
| UC Davis | 2-3 | - | - | 2-3 |
| UC Riverside | 4-0 | - | - | 4-0 |
| UC San Diego | 1-0 | - | 1-0 | - |
| UC Santa Barbara | 9-1 | - | 2-0 | 7-1 |
| UCLA | 1-6 | - | 0-3 | 1-3 |
| UConn | 1-0 | - | - | 1-0 |
| UMass | 0-1 | - | - | 0-1 |
| UNLV | 27-10 | 14-2 | 10-8 | 3-0 |
| UT Arlington | 0-1 | - | - | 0-1 |
| Utah | 30-14 | 16-4 | 12-8 | 2-2 |
| Utah State | 33-3 | 20-2 | 11-1 | 2-0 |
| Utah Tech (Dixie State) | 3-0 | 2-0 | 1-0 | - |
| Utah Valley | 45-5 | 23-1 | 19-4 | 3-0 |
| UTEP | 4-0 | - | - | 4-0 |
| UTSA | 3-1 | - | 1-1 | 2-0 |
| Valpariso | 0-1 | - | - | 0-1 |
| Villanova | 0-1 | - | - | 0-1 |
| Virginia | 4-3 | - | - | 4-3 |
| Virginia Tech | 0-2 | - | - | 0-2 |
| Wagner | 3-0 | 2-0 | - | 1-0 |
| Washington | 1-9 | 0-1 | 0-4 | 1-4 |
| Weber State | 4-2 | 2-1 | 2-0 | 0-1 |
| Western Carolina | 1-0 | - | - | 1-0 |
| Western Michigan | 0-1 | - | - | 0-1 |
| Wichita State | 0-1 | - | - | 0-1 |
| Wisconsin | 6-1 | - | - | 6-1 |
| Yale | 1-0 | - | - | 1-0 |

Home: 251-48 | Away: 207-123 | Neutral: 309-186
OVERALL RECORD: 767-357

Bold signifies 2023 opponent
Royal signifies new opponents for Eakin in 2023





ASSOCIATE HEAD COACH PETE MEREDITH

Coaching History

2014-present Associate Head Coach, BYU

Coaching Highlights

- Has helped coach the team to a WCC championship and NCAA regionals appearance in each of his seasons at BYU
- Coached All-American, three-time WCC Pitcher of the Year and four-time NFCA All-Region honoree McKenna Bull
- Helped BYU pitchers earn the WCC Pitcher of the Year award for six-straight seasons (2015-2021)
- The Cougars have thrown four no-hitters, with the pitching staff averaging 293 strikeouts per season during Meredith's tenure

Playing Career Highlights

- Inducted into the ASA/USA National Softball Hall of Fame Class of 2016, 12-time ASA All-American
- Pitched the U.S. to a gold medal at the 1988 World Championships, won silver at 1995 Pan American Games
- Played professional men's fastpitch for Sportsman Enterprises, Dave Frye Plastering, Farm Tavern, Trans Aire International and Larry Miller Toyota, pitching in a record 23-consecutive International Softball Congress World Tournaments
- Set records for most tournament wins (61), no hitters (8), strikeouts in a tournament (100) and strikeouts in a game (21)
- Also holds the record for most wins in ASA/USA Championship play (55-27)
- Named to the All-World Team seven times, Team USA four times, inducted into the International Softball Congress Hall of Fame in 2007

Personal

- Hometown: Dunedin, New Zealand
- Married to Angie, has one daughter



ASSISTANT COACH TODD JUDGE

Coaching History

2023-present Assistant Coach, BYU
 2022 Volunteer Assistant Coach, BYU

Responsibilities

- Third base coach, recruiting coordinator and strength and conditioning advisor
- Responsible for catchers, hitting instruction, defensive play and base running

Before BYU

- 15 years of coaching travel softball, 10 years of coaching travel/high school baseball, 1 year of coaching junior college softball
- 3 years as junior college baseball strength and conditioning coach
- Co-founder and head coach of Oro Valley Sun Cats Softball club, 100+ players placed in college softball and college baseball
- 28 years of personal training, 24 years of ownership in numerous fitness facilities
- Played two years of college baseball

Personal

- Hometown: Oro Valley, Arizona
- Married to Chris, has two daughters (Mackenzie and Maddie)
- Wife, Chris, was four-year letter winner in gymnastics at Arizona State
- Daughter, Mackenzie, played two years of softball at Pima CC
- Daughter, Maddie, currently plays softball at Embry Riddle University in Prescott, Arizona
- Brother, Jason, played baseball at Creighton and was a 1991 College World Series participant



VOLUNTEER ASSISTANT COACH ELIZABETH BOYDSTON

Coaching History

2023-present Volunteer Assistant Coach, BYU

Playing Career

2000-2002 BYU
 1998-200 Cal State Northridge

Education

- B.S. in Health Science, BYU

Personal

- Hometown: Clovis, California
- Married to Robert, has four children (Clayton, Ella, Cade and Ryder)
- Enjoys all things fitness, hiking and pickleball



3

#3 • MACY SIMMONS • CATCHER • 6-0 • SR • CHANDLER, AZ • HAMILTON HS/ARIZONA STATE

Personal

- Is a middle child, majoring in psychology

At BYU

- Batted .250 on the year with 10 runs and 33 hits
- Also tallied seven home runs and 33 RBI
- Started 50 of the Cougars' 52 games behind the plate, recording a .993 fielding percentage with 283 putouts

Before BYU

- Played two seasons at Arizona State before transferring to BYU
- 2019 WBSC U-19 women's softball gold medalist, Team USA Junior Olympic Team (batted .750)
- Two-time Arizona 6A state champion

SEASON HIGHS

| Category | No. | Opponent (Last) | Date |
|--------------|-----|-----------------|------|
| Hits | | | |
| Doubles | | | |
| Triples | | | |
| Home Runs | | | |
| RBI | | | |
| Walks | | | |
| At Bats | | | |
| Stolen Bases | | | |

CAREER HIGHS

| Category | No. | Opponent (Last) | Date |
|--------------|-----|------------------|---------|
| Hits | 3 | Rutgers | 3.11.22 |
| Doubles | 1 | @ San Diego | 4.23.22 |
| Triples | - | - | - |
| Home Runs | 2 | Yale | 3.4.22 |
| RBI | 4 | New Mexico | 3.31.22 |
| Walks | 2 | 2x (Ball State) | 3.12.22 |
| At Bats | 4 | 3x (@ San Diego) | 4.23.22 |
| Stolen Bases | 1 | Saint Mary's | 5.14.22 |



2023 GAME-BY-GAME STATISTICS

| Date | Opponent | AB | R | HR | RBI | 2B | 3B | HR | BB | SB | CS | HBP | SAC | SF | GDP | K | PO | A | E | AVG | |
|------|--------------------|----|---|----|-----|----|----|----|----|----|----|-----|-----|----|-----|---|----|---|---|-----|---|
| 2.9 | North Carolina | - | - | - | - | - | - | - | - | - | - | - | - | - | - | - | - | - | - | - | - |
| 2.9 | Wisconsin | - | - | - | - | - | - | - | - | - | - | - | - | - | - | - | - | - | - | - | - |
| 2.10 | Maryland | - | - | - | - | - | - | - | - | - | - | - | - | - | - | - | - | - | - | - | - |
| 2.11 | North Dakota State | - | - | - | - | - | - | - | - | - | - | - | - | - | - | - | - | - | - | - | - |
| 2.16 | @ Arizona State | - | - | - | - | - | - | - | - | - | - | - | - | - | - | - | - | - | - | - | - |
| 2.17 | Portland State | - | - | - | - | - | - | - | - | - | - | - | - | - | - | - | - | - | - | - | - |
| 2.17 | Oregon State | - | - | - | - | - | - | - | - | - | - | - | - | - | - | - | - | - | - | - | - |
| 2.18 | Illinois State | - | - | - | - | - | - | - | - | - | - | - | - | - | - | - | - | - | - | - | - |
| 2.18 | DePaul | - | - | - | - | - | - | - | - | - | - | - | - | - | - | - | - | - | - | - | - |
| 2.23 | Missouri | - | - | - | - | - | - | - | - | - | - | - | - | - | - | - | - | - | - | - | - |
| 2.23 | Texas A&M | - | - | - | - | - | - | - | - | - | - | - | - | - | - | - | - | - | - | - | - |
| 2.24 | San Diego State | - | - | - | - | - | - | - | - | - | - | - | - | - | - | - | - | - | - | - | - |
| 2.25 | Long Beach State | - | - | - | - | - | - | - | - | - | - | - | - | - | - | - | - | - | - | - | - |
| 3.2 | Oregon State | - | - | - | - | - | - | - | - | - | - | - | - | - | - | - | - | - | - | - | - |
| 3.3 | Portland State | - | - | - | - | - | - | - | - | - | - | - | - | - | - | - | - | - | - | - | - |
| 3.3 | UNLV | - | - | - | - | - | - | - | - | - | - | - | - | - | - | - | - | - | - | - | - |
| 3.4 | Idaho State | - | - | - | - | - | - | - | - | - | - | - | - | - | - | - | - | - | - | - | - |
| 3.15 | Utah | - | - | - | - | - | - | - | - | - | - | - | - | - | - | - | - | - | - | - | - |
| 3.17 | @ Iowa State | - | - | - | - | - | - | - | - | - | - | - | - | - | - | - | - | - | - | - | - |
| 3.17 | @ Iowa State | - | - | - | - | - | - | - | - | - | - | - | - | - | - | - | - | - | - | - | - |
| 3.18 | Omaha | - | - | - | - | - | - | - | - | - | - | - | - | - | - | - | - | - | - | - | - |
| 3.18 | Omaha | - | - | - | - | - | - | - | - | - | - | - | - | - | - | - | - | - | - | - | - |
| 3.21 | Boise State | - | - | - | - | - | - | - | - | - | - | - | - | - | - | - | - | - | - | - | - |
| 3.23 | Utah State | - | - | - | - | - | - | - | - | - | - | - | - | - | - | - | - | - | - | - | - |
| 3.25 | Idaho State | - | - | - | - | - | - | - | - | - | - | - | - | - | - | - | - | - | - | - | - |
| 3.25 | Idaho State | - | - | - | - | - | - | - | - | - | - | - | - | - | - | - | - | - | - | - | - |
| 3.27 | @ Utah Tech | - | - | - | - | - | - | - | - | - | - | - | - | - | - | - | - | - | - | - | - |
| 3.30 | @ LSU | - | - | - | - | - | - | - | - | - | - | - | - | - | - | - | - | - | - | - | - |
| 3.31 | Louisiana Tech | - | - | - | - | - | - | - | - | - | - | - | - | - | - | - | - | - | - | - | - |
| 3.31 | @ LSU | - | - | - | - | - | - | - | - | - | - | - | - | - | - | - | - | - | - | - | - |
| 4.1 | NC State | - | - | - | - | - | - | - | - | - | - | - | - | - | - | - | - | - | - | - | - |
| 4.4 | @ Idaho State | - | - | - | - | - | - | - | - | - | - | - | - | - | - | - | - | - | - | - | - |
| 4.7 | @ Santa Clara | - | - | - | - | - | - | - | - | - | - | - | - | - | - | - | - | - | - | - | - |
| 4.7 | @ Santa Clara | - | - | - | - | - | - | - | - | - | - | - | - | - | - | - | - | - | - | - | - |
| 4.8 | @ Santa Clara | - | - | - | - | - | - | - | - | - | - | - | - | - | - | - | - | - | - | - | - |
| 4.11 | Utah Valley | - | - | - | - | - | - | - | - | - | - | - | - | - | - | - | - | - | - | - | - |
| 4.14 | @ LMU | - | - | - | - | - | - | - | - | - | - | - | - | - | - | - | - | - | - | - | - |
| 4.15 | @ LMU | - | - | - | - | - | - | - | - | - | - | - | - | - | - | - | - | - | - | - | - |
| 4.15 | @ LMU | - | - | - | - | - | - | - | - | - | - | - | - | - | - | - | - | - | - | - | - |
| 4.17 | Stanford | - | - | - | - | - | - | - | - | - | - | - | - | - | - | - | - | - | - | - | - |
| 4.19 | @ Utah Valley | - | - | - | - | - | - | - | - | - | - | - | - | - | - | - | - | - | - | - | - |
| 4.26 | Utah Tech | - | - | - | - | - | - | - | - | - | - | - | - | - | - | - | - | - | - | - | - |
| 4.28 | San Diego | - | - | - | - | - | - | - | - | - | - | - | - | - | - | - | - | - | - | - | - |
| 4.28 | San Diego | - | - | - | - | - | - | - | - | - | - | - | - | - | - | - | - | - | - | - | - |
| 4.29 | San Diego | - | - | - | - | - | - | - | - | - | - | - | - | - | - | - | - | - | - | - | - |
| 5.1 | UCLA | - | - | - | - | - | - | - | - | - | - | - | - | - | - | - | - | - | - | - | - |
| 5.5 | Pacific | - | - | - | - | - | - | - | - | - | - | - | - | - | - | - | - | - | - | - | - |
| 5.5 | Pacific | - | - | - | - | - | - | - | - | - | - | - | - | - | - | - | - | - | - | - | - |
| 5.6 | Pacific | - | - | - | - | - | - | - | - | - | - | - | - | - | - | - | - | - | - | - | - |
| 5.12 | @ Saint Mary's | - | - | - | - | - | - | - | - | - | - | - | - | - | - | - | - | - | - | - | - |
| 5.13 | @ Saint Mary's | - | - | - | - | - | - | - | - | - | - | - | - | - | - | - | - | - | - | - | - |
| 5.13 | @ Saint Mary's | - | - | - | - | - | - | - | - | - | - | - | - | - | - | - | - | - | - | - | - |

| Year | AVG | GP/GS | AB | R | H | 2B | 3B | HR | RBI | TB | SLG% | BB | HBP | SO | GDP | OB% | SF | SH | SB/ATT | PO | A | E | FLD% |
|--------------|-------------|--------------|------------|-----------|-----------|----------|----------|----------|-----------|-----------|-------------|-----------|----------|-----------|----------|-------------|----------|----------|------------|------------|-----------|----------|-------------|
| 2020* | .308 | 14/1 | 13 | 3 | 4 | 1 | 0 | 0 | 6 | 5 | .385 | 0 | 0 | 2 | 0 | .286 | 1 | 0 | 0/0 | 36 | 1 | 1 | .974 |
| 2021* | .222 | 11/2 | 9 | 0 | 2 | 0 | 0 | 0 | 1 | 2 | .222 | 2 | 0 | 1 | 0 | .333 | 1 | 0 | 0/0 | 28 | 0 | 0 | 1.000 |
| 2022 | .250 | 50/50 | 132 | 10 | 33 | 2 | 0 | 7 | 33 | 56 | .424 | 17 | 0 | 31 | 4 | .333 | 1 | 3 | 1/1 | 283 | 11 | 2 | .993 |
| 2023 | | | | | | | | | | | | | | | | | | | | | | | |
| TOTAL | .253 | 75/53 | 154 | 13 | 39 | 3 | 0 | 7 | 40 | 63 | .409 | 19 | 0 | 34 | 4 | .330 | 3 | 3 | 1/1 | 347 | 12 | 3 | .992 |

*Arizona State



4

#4 • MALLORY BARBER • INFIELDER • 5-6 • SR • SPANISH FORK, UT • SPANISH FORK HS/SLCC

Personal

• Has four brothers; majoring in exercise and wellness

At BYU

- 2022 All-WCC Honorable Mention
- Recorded a .333 batting average, 11 runs, 21 hits and 14 RBI
- Played in 38 of the Cougars' 52 games, starting 19 of them

Before BYU

- Played two seasons at Salt Lake Community College before transferring to BYU (2019 All-American/All-Region Infield)
- Nine letters in high school in volleyball, basketball and softball, state champion 2015-2017 and second place in 2018
- Holds the all-time batting average record at Spanish Fork HS, pitched a perfect game in 2015

2023 GAME-BY-GAME STATISTICS

2023 BYU Softball
Individual Game-by-Game for BYU Cougars (as of Feb 16, 2023)

#4 BARBER, Mallory - 4 games (All games)

| Date | Opponent | Pos | AB | R | H | RBI | 2B | 3B | HR | BB | SB | CS | HBP | SAC | SF | GDP | K | PO | A | E | Avg | |
|--------|-----------------------|--------|----|---|---|-----|----|----|----|----|----|----|-----|-----|----|-----|---|----|---|---|-----|------|
| Feb 09 | vs UNC | ph | 1 | 0 | 0 | 0 | 0 | 0 | 0 | 0 | 0 | 0 | 0 | 0 | 0 | 0 | 0 | 0 | 0 | 0 | 0 | .000 |
| Feb 09 | vs Wisconsin | *3b | 2 | 0 | 0 | 0 | 0 | 0 | 0 | 0 | 0 | 0 | 0 | 1 | 0 | 0 | 0 | 0 | 1 | 1 | 0 | .000 |
| Feb 10 | vs Maryland Terrapins | *2b/ss | 2 | 0 | 1 | 0 | 1 | 0 | 0 | 0 | 0 | 0 | 0 | 0 | 0 | 0 | 0 | 0 | 1 | 2 | 0 | .200 |
| Feb 11 | vs North Dakota State | *3b | 2 | 0 | 1 | 0 | 0 | 0 | 0 | 1 | 0 | 0 | 0 | 0 | 0 | 0 | 0 | 0 | 0 | 2 | 0 | .286 |
| Totals | | 3gs | 7 | 0 | 2 | 0 | 1 | 0 | 0 | 1 | 0 | 0 | 0 | 1 | 0 | 0 | 0 | 2 | 5 | 0 | | .286 |

On base pct. .375 • Slugging pct. .429

SEASON HIGHS

| Category | No. | Opponent (Last) | Date |
|--------------|-----|-------------------------|---------|
| Hits | 1 | 2x (North Dakota State) | 2.11.23 |
| Doubles | 1 | Maryland | 2.10.23 |
| Triples | - | - | - |
| Home Runs | - | - | - |
| RBI | - | - | - |
| Walks | 1 | North Dakota State | 2.11.23 |
| At Bats | 2 | 3x (North Dakota State) | 2.11.23 |
| Stolen Bases | - | - | - |

CAREER HIGHS

| Category | No. | Opponent (Last) | Date |
|--------------|-----|------------------|---------|
| Hits | 3 | @ San Diego | 4.23.22 |
| Doubles | 2 | Santa Clara | 4.29.22 |
| Triples | - | - | - |
| Home Runs | - | - | - |
| RBI | 2 | 4x (Santa Clara) | 4.29.22 |
| Walks | 2 | Santa Clara | 4.29.22 |
| At Bats | 4 | 4x (@ San Diego) | 4.23.22 |
| Stolen Bases | 1 | New Mexico | 3.31.22 |



| Year | AVG | GP/GS | AB | R | H | 2B | 3B | HR | RBI | TB | SLG% | BB | HBP | SO | GDP | OB% | SF | SH | SB/ATT | PO | A | E | FLD% |
|--------------|-------------|--------------|-----------|-----------|-----------|----------|----------|----------|-----------|-----------|-------------|-----------|----------|----------|----------|-------------|----------|----------|------------|-----------|-----------|----------|-------------|
| 2021 | .083 | 19/7 | 24 | 8 | 2 | 1 | 0 | 0 | 2 | 3 | .125 | 4 | 0 | 3 | 0 | .214 | 0 | 1 | 0/0 | 17 | 15 | 4 | .889 |
| 2022 | .333 | 38/19 | 63 | 11 | 21 | 4 | 0 | 0 | 14 | 25 | .397 | 6 | 0 | 6 | 0 | .391 | 0 | 1 | 1/1 | 19 | 26 | 3 | .938 |
| 2023 | .286 | 4/3 | 7 | 0 | 2 | 1 | 0 | 0 | 0 | 3 | .429 | 1 | 0 | 0 | 0 | .375 | 0 | 1 | 0/0 | 2 | 5 | 0 | 1.000 |
| TOTAL | .266 | 61/29 | 94 | 19 | 25 | 6 | 0 | 0 | 16 | 31 | .330 | 11 | 0 | 9 | 0 | .343 | 0 | 1 | 1/1 | 38 | 46 | 7 | .923 |



#5 • ELLA HERREWIG • INFIELDER • 5-7 • FR • LANGLEY, BC, CANADA • SEMIAHMOO SECONDARY SCHOOL

Personal

• Has one sister; majoring in exercise science

Before BYU

- 2019 Canadian National Champion
- 2019 All Star Team Award at Canadian National Championship
- 2019 Junior Canadian National Team
- 2019 Provincial Champions
- Placed 3rd at the Pan American U17 Fastpitch Championship with JWNT (2019)
- Received honor roll award during senior year

2023 GAME-BY-GAME STATISTICS

| Date | Opponent | AB | R | HR | RBI | 2B | 3B | HR | BB | SB | CS | HBP | SAC | SF | GDP | K | PO | A | E | AVG | |
|------|--------------------|----|---|----|-----|----|----|----|----|----|----|-----|-----|----|-----|---|----|---|---|-----|---|
| 2.9 | North Carolina | - | - | - | - | - | - | - | - | - | - | - | - | - | - | - | - | - | - | - | - |
| 2.9 | Wisconsin | - | - | - | - | - | - | - | - | - | - | - | - | - | - | - | - | - | - | - | - |
| 2.10 | Maryland | - | - | - | - | - | - | - | - | - | - | - | - | - | - | - | - | - | - | - | - |
| 2.11 | North Dakota State | - | - | - | - | - | - | - | - | - | - | - | - | - | - | - | - | - | - | - | - |
| 2.16 | @ Arizona State | - | - | - | - | - | - | - | - | - | - | - | - | - | - | - | - | - | - | - | - |
| 2.17 | Portland State | - | - | - | - | - | - | - | - | - | - | - | - | - | - | - | - | - | - | - | - |
| 2.17 | Oregon State | - | - | - | - | - | - | - | - | - | - | - | - | - | - | - | - | - | - | - | - |
| 2.18 | Illinois State | - | - | - | - | - | - | - | - | - | - | - | - | - | - | - | - | - | - | - | - |
| 2.18 | DePaul | - | - | - | - | - | - | - | - | - | - | - | - | - | - | - | - | - | - | - | - |
| 2.23 | Missouri | - | - | - | - | - | - | - | - | - | - | - | - | - | - | - | - | - | - | - | - |
| 2.23 | Texas A&M | - | - | - | - | - | - | - | - | - | - | - | - | - | - | - | - | - | - | - | - |
| 2.24 | San Diego State | - | - | - | - | - | - | - | - | - | - | - | - | - | - | - | - | - | - | - | - |
| 2.25 | Long Beach State | - | - | - | - | - | - | - | - | - | - | - | - | - | - | - | - | - | - | - | - |
| 3.2 | Oregon State | - | - | - | - | - | - | - | - | - | - | - | - | - | - | - | - | - | - | - | - |
| 3.3 | Portland State | - | - | - | - | - | - | - | - | - | - | - | - | - | - | - | - | - | - | - | - |
| 3.3 | UNLV | - | - | - | - | - | - | - | - | - | - | - | - | - | - | - | - | - | - | - | - |
| 3.4 | Idaho State | - | - | - | - | - | - | - | - | - | - | - | - | - | - | - | - | - | - | - | - |
| 3.15 | Utah | - | - | - | - | - | - | - | - | - | - | - | - | - | - | - | - | - | - | - | - |
| 3.17 | @ Iowa State | - | - | - | - | - | - | - | - | - | - | - | - | - | - | - | - | - | - | - | - |
| 3.17 | @ Iowa State | - | - | - | - | - | - | - | - | - | - | - | - | - | - | - | - | - | - | - | - |
| 3.18 | Omaha | - | - | - | - | - | - | - | - | - | - | - | - | - | - | - | - | - | - | - | - |
| 3.18 | Omaha | - | - | - | - | - | - | - | - | - | - | - | - | - | - | - | - | - | - | - | - |
| 3.21 | Boise State | - | - | - | - | - | - | - | - | - | - | - | - | - | - | - | - | - | - | - | - |
| 3.23 | Utah State | - | - | - | - | - | - | - | - | - | - | - | - | - | - | - | - | - | - | - | - |
| 3.25 | Idaho State | - | - | - | - | - | - | - | - | - | - | - | - | - | - | - | - | - | - | - | - |
| 3.25 | Idaho State | - | - | - | - | - | - | - | - | - | - | - | - | - | - | - | - | - | - | - | - |
| 3.27 | @ Utah Tech | - | - | - | - | - | - | - | - | - | - | - | - | - | - | - | - | - | - | - | - |
| 3.30 | @ LSU | - | - | - | - | - | - | - | - | - | - | - | - | - | - | - | - | - | - | - | - |
| 3.31 | Louisiana Tech | - | - | - | - | - | - | - | - | - | - | - | - | - | - | - | - | - | - | - | - |
| 3.31 | @ LSU | - | - | - | - | - | - | - | - | - | - | - | - | - | - | - | - | - | - | - | - |
| 4.1 | NC State | - | - | - | - | - | - | - | - | - | - | - | - | - | - | - | - | - | - | - | - |
| 4.4 | @ Idaho State | - | - | - | - | - | - | - | - | - | - | - | - | - | - | - | - | - | - | - | - |
| 4.7 | @ Santa Clara | - | - | - | - | - | - | - | - | - | - | - | - | - | - | - | - | - | - | - | - |
| 4.7 | @ Santa Clara | - | - | - | - | - | - | - | - | - | - | - | - | - | - | - | - | - | - | - | - |
| 4.8 | @ Santa Clara | - | - | - | - | - | - | - | - | - | - | - | - | - | - | - | - | - | - | - | - |
| 4.11 | Utah Valley | - | - | - | - | - | - | - | - | - | - | - | - | - | - | - | - | - | - | - | - |
| 4.14 | @ LMU | - | - | - | - | - | - | - | - | - | - | - | - | - | - | - | - | - | - | - | - |
| 4.15 | @ LMU | - | - | - | - | - | - | - | - | - | - | - | - | - | - | - | - | - | - | - | - |
| 4.15 | @ LMU | - | - | - | - | - | - | - | - | - | - | - | - | - | - | - | - | - | - | - | - |
| 4.17 | Stanford | - | - | - | - | - | - | - | - | - | - | - | - | - | - | - | - | - | - | - | - |
| 4.19 | @ Utah Valley | - | - | - | - | - | - | - | - | - | - | - | - | - | - | - | - | - | - | - | - |
| 4.26 | Utah Tech | - | - | - | - | - | - | - | - | - | - | - | - | - | - | - | - | - | - | - | - |
| 4.28 | San Diego | - | - | - | - | - | - | - | - | - | - | - | - | - | - | - | - | - | - | - | - |
| 4.28 | San Diego | - | - | - | - | - | - | - | - | - | - | - | - | - | - | - | - | - | - | - | - |
| 4.29 | San Diego | - | - | - | - | - | - | - | - | - | - | - | - | - | - | - | - | - | - | - | - |
| 5.1 | UCLA | - | - | - | - | - | - | - | - | - | - | - | - | - | - | - | - | - | - | - | - |
| 5.5 | Pacific | - | - | - | - | - | - | - | - | - | - | - | - | - | - | - | - | - | - | - | - |
| 5.5 | Pacific | - | - | - | - | - | - | - | - | - | - | - | - | - | - | - | - | - | - | - | - |
| 5.6 | Pacific | - | - | - | - | - | - | - | - | - | - | - | - | - | - | - | - | - | - | - | - |
| 5.12 | @ Saint Mary's | - | - | - | - | - | - | - | - | - | - | - | - | - | - | - | - | - | - | - | - |
| 5.13 | @ Saint Mary's | - | - | - | - | - | - | - | - | - | - | - | - | - | - | - | - | - | - | - | - |
| 5.13 | @ Saint Mary's | - | - | - | - | - | - | - | - | - | - | - | - | - | - | - | - | - | - | - | - |

SEASON HIGHS

| Category | No. | Opponent (Last) | Date |
|--------------|-----|-----------------|------|
| Hits | | | |
| Doubles | | | |
| Triples | | | |
| Home Runs | | | |
| RBI | | | |
| Walks | | | |
| At Bats | | | |
| Stolen Bases | | | |

CAREER HIGHS

| Category | No. | Opponent (Last) | Date |
|--------------|-----|-----------------|------|
| Hits | | | |
| Doubles | | | |
| Triples | | | |
| Home Runs | | | |
| RBI | | | |
| Walks | | | |
| At Bats | | | |
| Stolen Bases | | | |



| Year | AVG | GP/GS | AB | R | H | 2B | 3B | HR | RBI | TB | SLG% | BB | HBP | SO | GDP | OB% | SF | SH | SB/ATT | PO | A | E | FLD% |
|--------------|-----|-------|----|---|---|----|----|----|-----|----|------|----|-----|----|-----|-----|----|----|--------|----|---|---|------|
| 2023 | | | | | | | | | | | | | | | | | | | | | | | |
| TOTAL | | | | | | | | | | | | | | | | | | | | | | | |



7

#7 • ALYSSA PODHURCAK-FOSS • SECOND BASE • 5-8 • SR • TORRANCE, CA • SOUTH TORRANCE HS

Personal

- Has one brother, he played baseball at Long Beach State
- Married to former BYU baseball player Cooper Foss

At BYU

- 2022 All-WCC Second Team
- Hit .324 last season, recording 35 hits and 25 RBI
- Also drew 23 walks, tied for second-most on the team
- Finished the 2021 season hitting .284, with a .500 slugging percentage and .315 on-base percentage
- Six multi-hit games and three multi-RBI games in 2021
- Named WCC Player of the Week (3.26.21)
- Redshirted the 2020 season due to injury

2023 GAME-BY-GAME STATISTICS

2023 BYU Softball
Individual Game-by-Game for BYU Cougars (as of Feb 16, 2023)

#7 PODHURCAK-FOSS, Alys - 4 games (All games)

| Date | Opponent | Pos | AB | R | H | RBI | 2B | 3B | HR | BB | SB | CS | HBP | SAC | SF | GDP | K | PO | A | E | Avg |
|--------|-----------------------|-----|----|---|---|-----|----|----|----|----|----|----|-----|-----|----|-----|---|----|---|---|------|
| Feb 09 | vs UNC | *2b | 3 | 0 | 0 | 0 | 0 | 0 | 0 | 0 | 0 | 0 | 0 | 0 | 0 | 0 | 2 | 1 | 1 | 0 | .000 |
| Feb 09 | vs Wisconsin | *2b | 2 | 0 | 0 | 0 | 0 | 0 | 0 | 1 | 0 | 0 | 0 | 0 | 0 | 0 | 0 | 1 | 1 | 0 | .000 |
| Feb 10 | vs Maryland Terrapins | 2b | 1 | 0 | 0 | 0 | 0 | 0 | 0 | 0 | 0 | 0 | 0 | 0 | 0 | 0 | 0 | 0 | 1 | 0 | .000 |
| Feb 11 | vs North Dakota State | *2b | 1 | 1 | 1 | 1 | 0 | 0 | 0 | 2 | 0 | 0 | 0 | 0 | 0 | 0 | 0 | 0 | 2 | 0 | .143 |
| Totals | | 3gs | 7 | 1 | 1 | 1 | 0 | 0 | 0 | 3 | 0 | 0 | 0 | 0 | 0 | 0 | 2 | 2 | 5 | 0 | .143 |

On base pct. .400 • Slugging pct. .143

SEASON HIGHS

| Category | No. | Opponent (Last) | Date |
|--------------|-----|--------------------|---------|
| Hits | 1 | North Dakota State | 2.11.23 |
| Doubles | | | |
| Triples | | | |
| Home Runs | | | |
| RBI | 1 | North Dakota State | 2.11.23 |
| Walks | 2 | North Dakota State | 2.11.23 |
| At Bats | 3 | North Carolina | 2.9.23 |
| Stolen Bases | | | |

CAREER HIGHS

| Category | No. | Opponent (Last) | Date |
|--------------|-----|--------------------|---------|
| Hits | 3 | 3x (@ San Diego) | 4.23.22 |
| Doubles | 2 | UTSA | 3.12.21 |
| Triples | 1 | 2x (Rutgers) | 3.11.22 |
| Home Runs | 1 | 9x (@ Pacific) | 5.6.22 |
| RBI | 3 | 2x (@ San Diego) | 4.23.22 |
| Walks | 3 | Illinois-Chicago | 2.18.22 |
| At Bats | 4 | 11x (Saint Mary's) | 5.13.22 |
| Stolen Bases | 1 | 6x (@ San Diego) | 4.23.22 |



| Year | AVG | GP/GS | AB | R | H | 2B | 3B | HR | RBI | TB | SLG% | BB | HBP | SO | GDP | OB% | SF | SH | SB/ATT | PO | A | E | FLD% |
|--------------|-------------|---------------|------------|-----------|-----------|-----------|----------|----------|-----------|------------|-------------|-----------|----------|-----------|----------|-------------|----------|----------|------------|------------|------------|-----------|-------------|
| 2019 | .150 | 25/15 | 40 | 4 | 6 | 1 | 0 | 1 | 5 | 10 | .250 | 4 | 0 | 5 | 1 | .227 | 0 | 3 | 0/0 | 23 | 27 | 3 | .943 |
| 2020 | - | - | - | - | - | - | - | - | - | - | - | - | - | - | - | - | - | - | - | - | - | - | - |
| 2021 | .284 | 37/31 | 88 | 13 | 25 | 4 | 0 | 5 | 14 | 44 | .500 | 3 | 1 | 17 | 0 | .315 | 0 | 4 | 2/2 | 51 | 68 | 10 | .922 |
| 2022 | .324 | 45/42 | 108 | 26 | 35 | 11 | 2 | 3 | 25 | 59 | .546 | 23 | 2 | 5 | 0 | .435 | 5 | 0 | 4/5 | 62 | 79 | 5 | .966 |
| 2023 | .167 | 4/3 | 6 | 1 | 1 | 0 | 0 | 0 | 1 | 1 | .167 | 3 | 0 | 2 | 0 | .444 | 0 | 0 | 0/0 | 2 | 5 | 0 | 1.000 |
| TOTAL | .277 | 111/91 | 242 | 44 | 67 | 16 | 2 | 9 | 45 | 114 | .471 | 33 | 3 | 29 | 1 | .364 | 3 | 7 | 6/7 | 138 | 179 | 18 | .946 |



#8 • EMMA ANDREWJESKI • CATCHER • 6-0 • SO • KAHLOTUS, WA • CONNELL HS

Personal

• Is a middle child; majoring in psychology

At BYU

• Played in 12 games last season, starting two of them
 • Hit .357 for the year, with three runs, five hits and seven RBI

Before BYU

• 2019 USA Softball 16U Washington state champion
 • 2018 All-State honorable mention catcher
 • 2018 SCAC First Team
 • 2017 Sterling Invite champion

2023 GAME-BY-GAME STATISTICS

2023 BYU Softball
 Individual Game-by-Game for BYU Cougars (as of Feb 16, 2023)

#8 ANDREWJESKI, Emma - 2 games (All games)

| Date | Opponent | Pos | AB | R | H | RBI | 2B | 3B | HR | BB | SB | CS | HBP | SAC | SF | GDP | K | PO | A | E | Avg |
|--------|-----------------------|-----|----|---|---|-----|----|----|----|----|----|----|-----|-----|----|-----|---|----|---|---|------|
| Feb 09 | vs UNC | c | 2 | 0 | 0 | 0 | 0 | 0 | 0 | 0 | 0 | 0 | 0 | 0 | 0 | 0 | 0 | 6 | 0 | 0 | .000 |
| Feb 11 | vs North Dakota State | ph | 1 | 0 | 1 | 1 | 0 | 0 | 0 | 0 | 0 | 0 | 0 | 0 | 0 | 0 | 0 | 0 | 0 | 0 | .333 |
| Totals | | 1gs | 3 | 0 | 1 | 1 | 0 | 0 | 0 | 0 | 0 | 0 | 0 | 0 | 0 | 0 | 0 | 6 | 0 | 0 | .333 |

On base pct. .333 • Slugging pct. .333

SEASON HIGHS

| Category | No. | Opponent (Last) | Date |
|--------------|-----|--------------------|---------|
| Hits | 1 | North Dakota State | 2.11.23 |
| Doubles | - | - | - |
| Triples | - | - | - |
| Home Runs | - | - | - |
| RBI | 1 | North Dakota State | 2.11.23 |
| Walks | - | - | - |
| At Bats | 2 | North Carolina | 2.9.23 |
| Stolen Bases | - | - | - |

CAREER HIGHS

| Category | No. | Opponent (Last) | Date |
|--------------|-----|-----------------|---------|
| Hits | 1 | 5x (Utah State) | 5.10.22 |
| Doubles | - | - | - |
| Triples | - | - | - |
| Home Runs | 1 | @ Pacific | 5.6.22 |
| RBI | 3 | @ Pacific | 5.6.22 |
| Walks | - | - | - |
| At Bats | 3 | Utah State | 5.10.22 |
| Stolen Bases | - | - | - |



| Year | AVG | GP/GS | AB | R | H | 2B | 3B | HR | RBI | TB | SLG% | BB | HBP | SO | GDP | OB% | SF | SH | SB/ATT | PO | A | E | FLD% |
|--------------|-------------|-------------|-----------|----------|----------|----------|----------|----------|----------|----------|-------------|----------|----------|----------|----------|-------------|----------|----------|------------|-----------|----------|----------|-------------|
| 2022 | .357 | 12/2 | 14 | 3 | 5 | 0 | 0 | 1 | 7 | 8 | .571 | 0 | 0 | 0 | 0 | .357 | 0 | 0 | 0/0 | 9 | 0 | 1 | .900 |
| 2023 | .333 | 2/1 | 3 | 0 | 1 | 0 | 0 | 0 | 1 | 1 | .333 | 0 | 0 | 0 | 0 | .333 | 0 | 0 | 0/0 | 6 | 0 | 0 | 1.000 |
| TOTAL | .353 | 14/3 | 17 | 3 | 6 | 0 | 0 | 1 | 8 | 9 | .529 | 0 | 0 | 0 | 0 | .353 | 0 | 0 | 0/0 | 15 | 0 | 1 | .938 |



11

#11 • JAELYNN LAMBERT • OUTFIELDER • 5-6 • SO • TEMECULA, CA • CHAPARRAL HS

Personal

• Has an older sister; majoring in elementary education

Before BYU

- 2021 PGF All-American and Alliance Fast Pitch All American watch list
- 2021 PGF Western finalists, Alliance Fast Pitch Western Finalist
- Ranked 57th in the Extra Inning Softball Top 100 (2021)
- 2020 Linfield Christian Softball Tournament Player of the Tournament
- 2019 CIF Southwestern Second Team All-League
- Led team in batting average (.440), triples and OPS (1.272) in 2019
- Led Chaparral High School softball team in home runs, RBI and hits; was second in most stolen bases in 2018
- 2018 CIF Southwestern Second Team All-League

2023 GAME-BY-GAME STATISTICS

2023 BYU Softball
Individual Game-by-Game for BYU Cougars (as of Feb 16, 2023)

#11 LAMBERT, Jaelynn - 1 game (All games)

| Date | Opponent | Pos | AB | R | H | RBI | 2B | 3B | HR | BB | SB | CS | HBP | SAC | SF | GDP | K | PO | A | E | Avg | |
|--------|----------|-----|----|---|---|-----|----|----|----|----|----|----|-----|-----|----|-----|---|----|---|---|-----|------|
| Totals | | Ogs | 0 | 0 | 0 | 0 | 0 | 0 | 0 | 0 | 0 | 0 | 0 | 0 | 0 | 0 | 0 | 0 | 0 | 0 | 0 | .000 |

On base pct. .000 • Slugging pct. .000

SEASON HIGHS

| Category | No. | Opponent (Last) | Date |
|--------------|-----|-----------------|------|
| Hits | | | |
| Doubles | | | |
| Triples | | | |
| Home Runs | | | |
| RBI | | | |
| Walks | | | |
| At Bats | | | |
| Stolen Bases | | | |

CAREER HIGHS

| Category | No. | Opponent (Last) | Date |
|--------------|-----|-----------------|------|
| Hits | | | |
| Doubles | | | |
| Triples | | | |
| Home Runs | | | |
| RBI | | | |
| Walks | | | |
| At Bats | | | |
| Stolen Bases | | | |



| Year | AVG | GP/GS | AB | R | H | 2B | 3B | HR | RBI | TB | SLG% | BB | HBP | SO | GDP | OB% | SF | SH | SB/ATT | PO | A | E | FLD% |
|--------------|-----|-------|----|---|---|----|----|----|-----|----|------|----|-----|----|-----|-----|----|----|--------|----|---|---|------|
| 2022 | - | - | - | - | - | - | - | - | - | - | - | - | - | - | - | - | - | - | - | - | - | - | - |
| 2023 | | 1/1 | | | | | | | | | | | | | | | | | | | | | |
| TOTAL | | 1/1 | | | | | | | | | | | | | | | | | | | | | |



12

#12 • LAUREN FLANDERS • OUTFIELDER • 5-3 • SO • PEACHTREE CITY, GA • STARR'S MILL HS

Personal

- Has two older sisters, Sarah and Lindsey (Sarah played softball at Emory University)
- Majoring in computer science

At BYU

- Played in 41 of the Cougars' 52 games last season, starting three of them
- Hit .200 for the season, with 17 runs, two hits and one RBI

Before BYU

- Holds Starr's Mill school records in hits (171), runs (176) and stolen bases (163); second in career average (.465) and on-base percentage (.545)
- Two-time All-State, four-time All-Region, 2020 state runner-up

2023 GAME-BY-GAME STATISTICS

2023 BYU Softball
Individual Game-by-Game for BYU Cougars (as of Feb 16, 2023)

#12 FLANDERS, Lauren - 2 games (All games)

| Date | Opponent | Pos | AB | R | H | RBI | 2B | 3B | HR | BB | SB | CS | HBP | SAC | SF | GDP | K | PO | A | E | Avg | |
|--------|-----------------------|-----|----|---|---|-----|----|----|----|----|----|----|-----|-----|----|-----|---|----|---|---|-----|-------|
| Feb 11 | vs North Dakota State | Ogs | 1 | 1 | 1 | 0 | 0 | 0 | 0 | 1 | 0 | 0 | 0 | 0 | 0 | 0 | 0 | 0 | 0 | 0 | 0 | 1.000 |
| Totals | | | 1 | 1 | 1 | 0 | 0 | 0 | 0 | 1 | 0 | 0 | 0 | 0 | 0 | 0 | 0 | 0 | 0 | 0 | 0 | 1.000 |

On base pct. 1.000 • Slugging pct. 1.000

SEASON HIGHS

| Category | No. | Opponent (Last) | Date |
|--------------|-----|--------------------|---------|
| Hits | 1 | North Dakota State | 2.11.23 |
| Doubles | - | - | - |
| Triples | - | - | - |
| Home Runs | - | - | - |
| RBI | - | - | - |
| Walks | 1 | North Dakota State | 2.11.23 |
| At Bats | 1 | North Dakota State | 2.11.23 |
| Stolen Bases | - | - | - |

CAREER HIGHS

| Category | No. | Opponent (Last) | Date |
|--------------|-----|-------------------------|---------|
| Hits | 1 | 3x (North Dakota State) | 2.11.23 |
| Doubles | - | - | - |
| Triples | - | - | - |
| Home Runs | - | - | - |
| RBI | 1 | Saint Mary's | 5.13.22 |
| Walks | 1 | 8x (North Dakota State) | 2.11.23 |
| At Bats | 2 | Cal | 3.5.22 |
| Stolen Bases | 1 | 7x (Saint Mary's) | 5.13.22 |



| Year | AVG | GP/GS | AB | R | H | 2B | 3B | HR | RBI | TB | SLG% | BB | HBP | SO | GDP | OB% | SF | SH | SB/ATT | PO | A | E | FLD% |
|-------|-------|-------|----|----|---|----|----|----|-----|----|-------|----|-----|----|-----|-------|----|----|--------|----|---|---|-------|
| 2022 | .200 | 41/3 | 10 | 17 | 2 | 0 | 0 | 0 | 1 | 2 | .200 | 7 | 0 | 2 | 0 | .529 | 0 | 3 | 7/9 | 1 | 0 | 0 | 1.000 |
| 2023 | 1.000 | 2/1 | 1 | 1 | 1 | 0 | 0 | 0 | 0 | 1 | 1.000 | 1 | 0 | 0 | 0 | 1.000 | 0 | 0 | 0/0 | | | | |
| TOTAL | .273 | 43/3 | 11 | 18 | 3 | 0 | 0 | 0 | 1 | 3 | .273 | 8 | 0 | 2 | 0 | .579 | 0 | 3 | 7/9 | 1 | 0 | 0 | 1.000 |



13

#13 • DELANEY BAKER • RIGHT-HANDED PITCHER • 6-3 • FR • FARMINGTON, UT • FARMINGTON HS

Personal

• Undecided major

Before BYU

- First-Team All-State in softball (2019 and 2021)
- Honor roll (2018, 2019, 2020 and 2021)
- 2021 State basketball runner-up
- 2021 All Region MVP in basketball
- 2021 First-Team All-State in basketball

SEASON HIGHS

| Category | No. | Opponent (Last) | Date |
|-------------|-----|-----------------|------|
| IP | | | |
| Hits | | | |
| Runs | | | |
| Earned Runs | | | |
| Walks | | | |
| Strikeouts | | | |
| Pitches | | | |

CAREER HIGHS

| Category | No. | Opponent (Last) | Date |
|-------------|-----|-----------------|------|
| IP | | | |
| Hits | | | |
| Runs | | | |
| Earned Runs | | | |
| Walks | | | |
| Strikeouts | | | |
| Pitches | | | |



2023 GAME-BY-GAME STATISTICS

| Date | Opponent | AB | R | HR | RBI | 2B | 3B | HR | BB | SB | CS | HBP | SAC | SF | GDP | K | PO | A | E | AVG | |
|------|--------------------|----|---|----|-----|----|----|----|----|----|----|-----|-----|----|-----|---|----|---|---|-----|---|
| 2.9 | North Carolina | - | - | - | - | - | - | - | - | - | - | - | - | - | - | - | - | - | - | - | - |
| 2.9 | Wisconsin | - | - | - | - | - | - | - | - | - | - | - | - | - | - | - | - | - | - | - | - |
| 2.10 | Maryland | - | - | - | - | - | - | - | - | - | - | - | - | - | - | - | - | - | - | - | - |
| 2.11 | North Dakota State | - | - | - | - | - | - | - | - | - | - | - | - | - | - | - | - | - | - | - | - |
| 2.16 | @ Arizona State | - | - | - | - | - | - | - | - | - | - | - | - | - | - | - | - | - | - | - | - |
| 2.17 | Portland State | - | - | - | - | - | - | - | - | - | - | - | - | - | - | - | - | - | - | - | - |
| 2.17 | Oregon State | - | - | - | - | - | - | - | - | - | - | - | - | - | - | - | - | - | - | - | - |
| 2.18 | Illinois State | - | - | - | - | - | - | - | - | - | - | - | - | - | - | - | - | - | - | - | - |
| 2.18 | DePaul | - | - | - | - | - | - | - | - | - | - | - | - | - | - | - | - | - | - | - | - |
| 2.23 | Missouri | - | - | - | - | - | - | - | - | - | - | - | - | - | - | - | - | - | - | - | - |
| 2.23 | Texas A&M | - | - | - | - | - | - | - | - | - | - | - | - | - | - | - | - | - | - | - | - |
| 2.24 | San Diego State | - | - | - | - | - | - | - | - | - | - | - | - | - | - | - | - | - | - | - | - |
| 2.25 | Long Beach State | - | - | - | - | - | - | - | - | - | - | - | - | - | - | - | - | - | - | - | - |
| 3.2 | Oregon State | - | - | - | - | - | - | - | - | - | - | - | - | - | - | - | - | - | - | - | - |
| 3.3 | Portland State | - | - | - | - | - | - | - | - | - | - | - | - | - | - | - | - | - | - | - | - |
| 3.3 | UNLV | - | - | - | - | - | - | - | - | - | - | - | - | - | - | - | - | - | - | - | - |
| 3.4 | Idaho State | - | - | - | - | - | - | - | - | - | - | - | - | - | - | - | - | - | - | - | - |
| 3.15 | Utah | - | - | - | - | - | - | - | - | - | - | - | - | - | - | - | - | - | - | - | - |
| 3.17 | @ Iowa State | - | - | - | - | - | - | - | - | - | - | - | - | - | - | - | - | - | - | - | - |
| 3.17 | @ Iowa State | - | - | - | - | - | - | - | - | - | - | - | - | - | - | - | - | - | - | - | - |
| 3.18 | Omaha | - | - | - | - | - | - | - | - | - | - | - | - | - | - | - | - | - | - | - | - |
| 3.18 | Omaha | - | - | - | - | - | - | - | - | - | - | - | - | - | - | - | - | - | - | - | - |
| 3.21 | Boise State | - | - | - | - | - | - | - | - | - | - | - | - | - | - | - | - | - | - | - | - |
| 3.23 | Utah State | - | - | - | - | - | - | - | - | - | - | - | - | - | - | - | - | - | - | - | - |
| 3.25 | Idaho State | - | - | - | - | - | - | - | - | - | - | - | - | - | - | - | - | - | - | - | - |
| 3.25 | Idaho State | - | - | - | - | - | - | - | - | - | - | - | - | - | - | - | - | - | - | - | - |
| 3.27 | @ Utah Tech | - | - | - | - | - | - | - | - | - | - | - | - | - | - | - | - | - | - | - | - |
| 3.30 | @ LSU | - | - | - | - | - | - | - | - | - | - | - | - | - | - | - | - | - | - | - | - |
| 3.31 | Louisiana Tech | - | - | - | - | - | - | - | - | - | - | - | - | - | - | - | - | - | - | - | - |
| 3.31 | @ LSU | - | - | - | - | - | - | - | - | - | - | - | - | - | - | - | - | - | - | - | - |
| 4.1 | NC State | - | - | - | - | - | - | - | - | - | - | - | - | - | - | - | - | - | - | - | - |
| 4.4 | @ Idaho State | - | - | - | - | - | - | - | - | - | - | - | - | - | - | - | - | - | - | - | - |
| 4.7 | @ Santa Clara | - | - | - | - | - | - | - | - | - | - | - | - | - | - | - | - | - | - | - | - |
| 4.7 | @ Santa Clara | - | - | - | - | - | - | - | - | - | - | - | - | - | - | - | - | - | - | - | - |
| 4.8 | @ Santa Clara | - | - | - | - | - | - | - | - | - | - | - | - | - | - | - | - | - | - | - | - |
| 4.11 | Utah Valley | - | - | - | - | - | - | - | - | - | - | - | - | - | - | - | - | - | - | - | - |
| 4.14 | @ LMU | - | - | - | - | - | - | - | - | - | - | - | - | - | - | - | - | - | - | - | - |
| 4.15 | @ LMU | - | - | - | - | - | - | - | - | - | - | - | - | - | - | - | - | - | - | - | - |
| 4.15 | @ LMU | - | - | - | - | - | - | - | - | - | - | - | - | - | - | - | - | - | - | - | - |
| 4.17 | Stanford | - | - | - | - | - | - | - | - | - | - | - | - | - | - | - | - | - | - | - | - |
| 4.19 | @ Utah Valley | - | - | - | - | - | - | - | - | - | - | - | - | - | - | - | - | - | - | - | - |
| 4.26 | Utah Tech | - | - | - | - | - | - | - | - | - | - | - | - | - | - | - | - | - | - | - | - |
| 4.28 | San Diego | - | - | - | - | - | - | - | - | - | - | - | - | - | - | - | - | - | - | - | - |
| 4.28 | San Diego | - | - | - | - | - | - | - | - | - | - | - | - | - | - | - | - | - | - | - | - |
| 4.29 | San Diego | - | - | - | - | - | - | - | - | - | - | - | - | - | - | - | - | - | - | - | - |
| 5.1 | UCLA | - | - | - | - | - | - | - | - | - | - | - | - | - | - | - | - | - | - | - | - |
| 5.5 | Pacific | - | - | - | - | - | - | - | - | - | - | - | - | - | - | - | - | - | - | - | - |
| 5.5 | Pacific | - | - | - | - | - | - | - | - | - | - | - | - | - | - | - | - | - | - | - | - |
| 5.6 | Pacific | - | - | - | - | - | - | - | - | - | - | - | - | - | - | - | - | - | - | - | - |
| 5.12 | @ Saint Mary's | - | - | - | - | - | - | - | - | - | - | - | - | - | - | - | - | - | - | - | - |
| 5.13 | @ Saint Mary's | - | - | - | - | - | - | - | - | - | - | - | - | - | - | - | - | - | - | - | - |
| 5.13 | @ Saint Mary's | - | - | - | - | - | - | - | - | - | - | - | - | - | - | - | - | - | - | - | - |

| Year | AVG | GP/GS | AB | R | H | 2B | 3B | HR | RBI | TB | SLG% | BB | HBP | SO | GDP | OB% | SF | SH | SB/ATT | PO | A | E | FLD% |
|-------|-----|-------|----|---|---|----|----|----|-----|----|------|----|-----|----|-----|-----|----|----|--------|----|---|---|------|
| 2023 | | | | | | | | | | | | | | | | | | | | | | | |
| TOTAL | | | | | | | | | | | | | | | | | | | | | | | |



#14 - ALYSSA AGUILAR - RIGHT-HANDED PITCHER - 5-4 - SO - TUCSON, AZ - SALPOINTE CATHOLIC HS/TEXAS A&M-CC

Personal

- Cousin, Alexandra Parkhurst, plays beach volleyball at Arizona
- Favorite movie is Benchwarmers; majoring in political science

Before BYU

- Played one season at Texas A&M-Corpus Christi before transferring to BYU in the fall of 2022
- Three-time Arizona state champion (2021, 2019, 2018)
- Three-time Southern Arizona Pitcher of the Year (2021, 2019, 2018)
- Three-year starter at Salpointe (DNP in 2020 due to COVID-19) with a 59-10 career record and 516 strikeouts
- 2021 Conference Player of the Year
- 2021 First Team All-American Extra Innings
- Played club ball for the Oro Valley Suncats-Gold

2023 GAME-BY-GAME STATISTICS

2023 BYU Softball
Individual Game-by-Game for BYU Cougars (as of Feb 16, 2023)

#14 AGUILAR, Alyssa - 1 appearance (All games)

| Date | Opponent | GS | IP | H | R | ER | BB | SO | 2B | 3B | HR | WP | BK | HBP | IBB | Score | W-L | Sv | ERA | NP |
|---------------|-----------------------|----|-----|---|---|----|----|----|----|----|----|----|----|-----|-----|-------|-----|----|-------|----|
| Feb 10 | vs Maryland Terrapins | 0 | 0.1 | 1 | 3 | 3 | 2 | 0 | 0 | 0 | 0 | 0 | 0 | 0 | 0 | 2-10 | 0-0 | 0 | 63.00 | 16 |
| Totals | | | | | | | | | | | | | | | | | | | | |

SEASON HIGHS

| Category | No. | Opponent (Last) | Date |
|-------------|-----|-----------------|---------|
| IP | 0.1 | Maryland | 2.10.23 |
| Hits | 1 | Maryland | 2.10.23 |
| Runs | 3 | Maryland | 2.10.23 |
| Earned Runs | 3 | Maryland | 2.10.23 |
| Walks | 2 | Maryland | 2.10.23 |
| Strikeouts | | | |
| Pitches | 16 | Maryland | 2.10.23 |

CAREER HIGHS

| Category | No. | Opponent (Last) | Date |
|-------------|-----|-----------------|----------|
| IP | 4.1 | Tulsa | 3.13.22* |
| Hits | 5 | 2x (McNeese) | 3.25.22* |
| Runs | 3 | 4x (McNeese) | 3.25.22* |
| Earned Runs | 3 | 3x (Tulsa) | 3.13.22* |
| Walks | 3 | Tulsa | 3.13.22* |
| Strikeouts | 3 | Tulsa | 3.13.22* |
| Pitches | 83 | Tulsa | 3.13.22* |



| Year | ERA | W-L | APP | GS | CG | SHO | SV | IP | H | R | ER | BB | SO | 2B | 3B | HR | AVG | WP | HP | BK | SFA | SHA |
|--------------|-------------|------------|----------|----------|----------|----------|----------|-------------|-----------|-----------|-----------|-----------|----------|----------|----------|----------|-------------|----------|----------|----------|----------|----------|
| 2022* | 5.60 | 0-3 | 8 | 4 | 0 | 0 | 0 | 15.0 | 20 | 13 | 12 | 10 | 5 | 3 | 0 | 2 | - | 0 | 1 | 0 | 0 | 1 |
| 2023 | 63.00 | 0-0 | 1 | 0 | 0 | 0 | 0 | 0.1 | 1 | 3 | 3 | 2 | 0 | 0 | 0 | 0 | .500 | 0 | 0 | 0 | 0 | 0 |
| TOTAL | 6.85 | 0-3 | 9 | 4 | 0 | 0 | 0 | 15.1 | 21 | 16 | 15 | 12 | 5 | 3 | 0 | 2 | .500 | 0 | 1 | 0 | 0 | 1 |

*Texas A&M Corpus-Christi



15

#15 • TARYN LENNON • OUTFIELDER • 5-6 • JR • BUENA PARK, CA • ORANGE LUTERAN HS

Personal

• Has three sisters; majoring in communications

At BYU

- 2022 WCC All-Academic Honorable Mention
- Played in 37 of the Cougars' 52 games last season, starting 14 of them
- Recorded a .208 batting average, 21 runs, 10 hits and five RBI
- Played in 21 games in 2021, finishing with a .200 batting average and .400 slugging percentage

Before BYU

- Four-year varsity starter and honor roll member
- Was coached by Steve Miklos; named Female Athlete of the Year at Orange Lutheran

2023 GAME-BY-GAME STATISTICS

**2023 BYU Softball
Individual Game-by-Game for BYU Cougars (as of Feb 16, 2023)**

#15 LENNON, Taryn - 3 games (All games)

| Date | Opponent | Pos | AB | R | H | RBI | 2B | 3B | HR | BB | SB | CS | HBP | SAC | SF | GDP | K | PO | A | E | Avg |
|--------|-----------------------|-----|----|---|---|-----|----|----|----|----|----|----|-----|-----|----|-----|---|----|---|---|------|
| Feb 09 | vs UNC | | 2 | 0 | 0 | 0 | 0 | 0 | 0 | 0 | 0 | 0 | 0 | 0 | 0 | 0 | 2 | 1 | 0 | 0 | .000 |
| Feb 10 | vs Maryland Terrapins | *of | 2 | 1 | 1 | 0 | 0 | 0 | 0 | 0 | 0 | 0 | 0 | 0 | 0 | 0 | 0 | 0 | 0 | 0 | .250 |
| Totals | | 2gs | 4 | 1 | 1 | 0 | 0 | 0 | 0 | 0 | 0 | 0 | 0 | 0 | 0 | 0 | 2 | 1 | 0 | 0 | .250 |

On base pct. .250 • Slugging pct. .250

SEASON HIGHS

| Category | No. | Opponent (Last) | Date |
|--------------|-----|-----------------|---------|
| Hits | 1 | Maryland | 2.10.23 |
| Doubles | | | |
| Triples | | | |
| Home Runs | | | |
| RBI | | | |
| Walks | | | |
| At Bats | 2 | 2x (Maryland) | 2.10.23 |
| Stolen Bases | | | |

CAREER HIGHS

| Category | No. | Opponent (Last) | Date |
|--------------|-----|--------------------|---------|
| Hits | 3 | Bethune-Cookman | 2.24.22 |
| Doubles | 1 | 4x (Southern Utah) | 3.19.22 |
| Triples | - | - | - |
| Home Runs | - | - | - |
| RBI | 1 | 6x Santa Clara | 4.29.22 |
| Walks | 2 | Idaho State | 3.17.22 |
| At Bats | 4 | 4x (Cal) | 3.5.22 |
| Stolen Bases | 2 | Bethune-Cookman | 2.24.22 |



| Year | AVG | GP/GS | AB | R | H | 2B | 3B | HR | RBI | TB | SLG% | BB | HBP | SO | GDP | OB% | SF | SH | SB/ATT | PO | A | E | FLD% |
|--------------|-------------|--------------|-----------|-----------|-----------|----------|----------|----------|----------|-----------|-------------|----------|----------|-----------|----------|-------------|----------|----------|------------|----------|----------|----------|--------------|
| 2021 | .200 | 20/0 | 5 | 8 | 1 | 1 | 0 | 0 | 1 | 2 | .400 | 0 | 0 | 1 | 0 | .200 | 0 | 0 | 0/1 | 0 | 0 | 0 | - |
| 2022 | .208 | 34/14 | 48 | 21 | 10 | 3 | 0 | 0 | 5 | 13 | .271 | 7 | 1 | 13 | 0 | .321 | 0 | 0 | 2/2 | 7 | 0 | 0 | 1.000 |
| 2023 | .250 | 3/2 | 4 | 1 | 1 | 0 | 0 | 0 | 0 | 1 | .250 | 0 | 0 | 2 | 0 | .250 | 0 | 0 | 0/0 | 1 | 0 | 0 | 1.000 |
| TOTAL | .211 | 60/16 | 57 | 30 | 21 | 4 | 0 | 0 | 6 | 16 | .281 | 7 | 1 | 16 | 0 | .250 | 0 | 0 | 2/3 | 8 | 0 | 0 | 1.000 |



#16 • BREEZY HAYWARD • INFIELDER • 5-8 • FR • TUCSON, AZ • CIENEGA HS/TEXAS TECH

Personal

- Father played football at New Mexico State; has two siblings
- Is the best DJ and loves to cook; majoring in communications

Before BYU

- Spent one season at Texas Tech before transferring to BYU
- Two-time First Team All-State and All-Conference, 2021 PGF All-American and 2018 Arizona State Champion
- Helped Cienega High School to the AIA softball playoffs twice
- Named Southern Arizona Freshman of the Year
- Posted a career batting average of .720 with an on base percentage of .750 while tallying 120 hits
- Holds the school record for career home runs, hitting 25 in just two seasons
- Named one of Southern Arizona's Top 100 sports figures for success on the field

SEASON HIGHS

| Category | No. | Opponent (Last) | Date |
|--------------|-----|-----------------|------|
| Hits | | | |
| Doubles | | | |
| Triples | | | |
| Home Runs | | | |
| RBI | | | |
| Walks | | | |
| At Bats | | | |
| Stolen Bases | | | |

CAREER HIGHS

| Category | No. | Opponent (Last) | Date |
|--------------|-----|-----------------|------|
| Hits | | | |
| Doubles | | | |
| Triples | | | |
| Home Runs | | | |
| RBI | | | |
| Walks | | | |
| At Bats | | | |
| Stolen Bases | | | |



2023 GAME-BY-GAME STATISTICS

| Date | Opponent | AB | R | HR | RBI | 2B | 3B | HR | BB | SB | CS | HBP | SAC | SF | GDP | K | PO | A | E | AVG | |
|------|--------------------|----|---|----|-----|----|----|----|----|----|----|-----|-----|----|-----|---|----|---|---|-----|---|
| 2.9 | North Carolina | - | - | - | - | - | - | - | - | - | - | - | - | - | - | - | - | - | - | - | - |
| 2.9 | Wisconsin | - | - | - | - | - | - | - | - | - | - | - | - | - | - | - | - | - | - | - | - |
| 2.10 | Maryland | - | - | - | - | - | - | - | - | - | - | - | - | - | - | - | - | - | - | - | - |
| 2.11 | North Dakota State | - | - | - | - | - | - | - | - | - | - | - | - | - | - | - | - | - | - | - | - |
| 2.16 | @ Arizona State | | | | | | | | | | | | | | | | | | | | |
| 2.17 | Portland State | | | | | | | | | | | | | | | | | | | | |
| 2.17 | Oregon State | | | | | | | | | | | | | | | | | | | | |
| 2.18 | Illinois State | | | | | | | | | | | | | | | | | | | | |
| 2.18 | DePaul | | | | | | | | | | | | | | | | | | | | |
| 2.23 | Missouri | | | | | | | | | | | | | | | | | | | | |
| 2.23 | Texas A&M | | | | | | | | | | | | | | | | | | | | |
| 2.24 | San Diego State | | | | | | | | | | | | | | | | | | | | |
| 2.25 | Long Beach State | | | | | | | | | | | | | | | | | | | | |
| 3.2 | Oregon State | | | | | | | | | | | | | | | | | | | | |
| 3.3 | Portland State | | | | | | | | | | | | | | | | | | | | |
| 3.3 | UNLV | | | | | | | | | | | | | | | | | | | | |
| 3.4 | Idaho State | | | | | | | | | | | | | | | | | | | | |
| 3.15 | Utah | | | | | | | | | | | | | | | | | | | | |
| 3.17 | @ Iowa State | | | | | | | | | | | | | | | | | | | | |
| 3.17 | @ Iowa State | | | | | | | | | | | | | | | | | | | | |
| 3.18 | Omaha | | | | | | | | | | | | | | | | | | | | |
| 3.18 | Omaha | | | | | | | | | | | | | | | | | | | | |
| 3.21 | Boise State | | | | | | | | | | | | | | | | | | | | |
| 3.23 | Utah State | | | | | | | | | | | | | | | | | | | | |
| 3.25 | Idaho State | | | | | | | | | | | | | | | | | | | | |
| 3.25 | Idaho State | | | | | | | | | | | | | | | | | | | | |
| 3.27 | @ Utah Tech | | | | | | | | | | | | | | | | | | | | |
| 3.30 | @ LSU | | | | | | | | | | | | | | | | | | | | |
| 3.31 | Louisiana Tech | | | | | | | | | | | | | | | | | | | | |
| 3.31 | @ LSU | | | | | | | | | | | | | | | | | | | | |
| 4.1 | NC State | | | | | | | | | | | | | | | | | | | | |
| 4.4 | @ Idaho State | | | | | | | | | | | | | | | | | | | | |
| 4.7 | @ Santa Clara | | | | | | | | | | | | | | | | | | | | |
| 4.7 | @ Santa Clara | | | | | | | | | | | | | | | | | | | | |
| 4.8 | @ Santa Clara | | | | | | | | | | | | | | | | | | | | |
| 4.11 | Utah Valley | | | | | | | | | | | | | | | | | | | | |
| 4.14 | @ LMU | | | | | | | | | | | | | | | | | | | | |
| 4.15 | @ LMU | | | | | | | | | | | | | | | | | | | | |
| 4.15 | @ LMU | | | | | | | | | | | | | | | | | | | | |
| 4.17 | Stanford | | | | | | | | | | | | | | | | | | | | |
| 4.19 | @ Utah Valley | | | | | | | | | | | | | | | | | | | | |
| 4.26 | Utah Tech | | | | | | | | | | | | | | | | | | | | |
| 4.28 | San Diego | | | | | | | | | | | | | | | | | | | | |
| 4.28 | San Diego | | | | | | | | | | | | | | | | | | | | |
| 4.29 | San Diego | | | | | | | | | | | | | | | | | | | | |
| 5.1 | UCLA | | | | | | | | | | | | | | | | | | | | |
| 5.5 | Pacific | | | | | | | | | | | | | | | | | | | | |
| 5.5 | Pacific | | | | | | | | | | | | | | | | | | | | |
| 5.6 | Pacific | | | | | | | | | | | | | | | | | | | | |
| 5.12 | @ Saint Mary's | | | | | | | | | | | | | | | | | | | | |
| 5.13 | @ Saint Mary's | | | | | | | | | | | | | | | | | | | | |
| 5.13 | @ Saint Mary's | | | | | | | | | | | | | | | | | | | | |

| Year | AVG | GP/GS | AB | R | H | 2B | 3B | HR | RBI | TB | SLG% | BB | HBP | SO | GDP | OB% | SF | SH | SB/ATT | PO | A | E | FLD% |
|--------------|-----|-------|----|---|---|----|----|----|-----|----|------|----|-----|----|-----|-----|----|----|--------|----|---|---|------|
| 2023 | | | | | | | | | | | | | | | | | | | | | | | |
| TOTAL | | | | | | | | | | | | | | | | | | | | | | | |



#17 • ALEXIS GILIO • OUTFIELDER • 5-9 • SO • LAFAYETTE, CO • DAWSON SCHOOL

Personal

- Mother played at Michigan State and Loyola University Chicago and father played at Eastern Illinois University
- Brother, Ashtin, plays baseball at Georgetown
- Broke the Boulder Valley Summer Swim League 50-yard breaststroke record at 12-years-old
- Majoring in communication disorders

At BYU

- Played in 41 of the Cougars' 52 games last season, starting 15 of them
- Recorded 16 runs and 15 hits on a .300 batting average

Before BYU

- Extra Innings Elite Extra Top 200 recruit, Top 100 infielders

2023 GAME-BY-GAME STATISTICS

2023 BYU Softball
Individual Game-by-Game for BYU Cougars (as of Feb 16, 2023)

#17 GILIO, Alexis - 4 games (All games)

| Date | Opponent | Pos | AB | R | H | RBI | 2B | 3B | HR | BB | SB | CS | HBP | SAC | SF | GDP | K | PO | A | E | Avg | |
|--------|-----------------------|---------|----|---|---|-----|----|----|----|----|----|----|-----|-----|----|-----|---|----|---|---|-----|------|
| Feb 09 | vs UNC | *dh | 2 | 0 | 1 | 0 | 0 | 0 | 0 | 0 | 0 | 0 | 0 | 0 | 0 | 0 | 0 | 0 | 0 | 0 | 0 | .500 |
| Feb 09 | vs Wisconsin | *of | 1 | 0 | 0 | 0 | 0 | 0 | 0 | 1 | 0 | 0 | 0 | 0 | 0 | 0 | 0 | 0 | 0 | 0 | 0 | .333 |
| Feb 10 | vs Maryland Terrapins | *dh | 1 | 0 | 0 | 0 | 0 | 0 | 0 | 0 | 0 | 0 | 0 | 0 | 0 | 0 | 0 | 0 | 0 | 0 | 0 | .250 |
| Feb 11 | vs North Dakota State | *off/pr | 2 | 1 | 1 | 0 | 0 | 0 | 0 | 0 | 0 | 0 | 0 | 0 | 0 | 0 | 0 | 2 | 0 | 0 | 0 | .333 |
| Totals | | 4gs | 6 | 1 | 2 | 0 | 0 | 0 | 0 | 1 | 0 | 0 | 0 | 0 | 0 | 0 | 0 | 2 | 0 | 0 | 0 | .333 |

On base pct. .429 • Slugging pct. .333

SEASON HIGHS

| Category | No. | Opponent (Last) | Date |
|--------------|-----|-------------------------|---------|
| Hits | 1 | 2x (North Dakota State) | 2.11.23 |
| Doubles | | | |
| Triples | | | |
| Home Runs | | | |
| RBI | | | |
| Walks | 1 | Wisconsin | 2.9.23 |
| At Bats | 2 | 2x (North Dakota State) | 2.11.23 |
| Stolen Bases | | | |

CAREER HIGHS

| Category | No. | Opponent (Last) | Date |
|--------------|-----|-------------------------|---------|
| Hits | 2 | 3x (Santa Clara) | 4.29.22 |
| Doubles | 1 | 2x (Santa Clara) | 4.29.22 |
| Triples | - | - | - |
| Home Runs | - | - | - |
| RBI | 2 | Santa Clara | 4.29.22 |
| Walks | 1 | 4x (North Dakota State) | 2.11.23 |
| At Bats | 4 | Cal State, Bakersfield | 2.12.22 |
| Stolen Bases | 2 | New Mexico | 4.1.22 |



| Year | AVG | GP/GS | AB | R | H | 2B | 3B | HR | RBI | TB | SLG% | BB | HBP | SO | GDP | OB% | SF | SH | SB/ATT | PO | A | E | FLD% |
|-------|------|-------|----|----|----|----|----|----|-----|----|------|----|-----|----|-----|------|----|----|--------|----|---|---|-------|
| 2022 | .300 | 41/15 | 50 | 16 | 15 | 2 | 0 | 0 | 4 | 17 | .340 | 3 | 0 | 12 | 0 | .340 | 0 | 0 | 11/13 | 4 | 0 | 1 | .800 |
| 2023 | .333 | 4/4 | 6 | 1 | 2 | 0 | 0 | 0 | 0 | 2 | .333 | 1 | 0 | 0 | 0 | .429 | 0 | 1 | 0/0 | 2 | 0 | 0 | 1.000 |
| TOTAL | .304 | 45/19 | 56 | 17 | 17 | 2 | 0 | 0 | 4 | 19 | .339 | 4 | 0 | 12 | 0 | .350 | 0 | 1 | 11/13 | 6 | 0 | 1 | .857 |



18

#18 • KAYSEN KORTH • RIGHT-HANDED PITCHER • 5-7 • FR • BLUFFDALE, UT • RIVERTON HS

Personal

• Has four older brothers; honor roll all four years of high school; is a pre-business major

Before BYU

- 2022 Utah Gatorade Player of the Year, Utah Ms. Softball, Utah 6A Region 3 MVP and MaxPreps Utah Player of the Year
- Two-time Utah 6A State Champion (2022, 2021)
- Two-time Extra Innings First Team All-American (2022, 2021)
- 2022 MaxPreps First Team All-American, PGF All-American Team and Triple Crown's 18U Futures Team
- Softball Live Top 20 Player in the Nation (2022)
- Recorded a 0.54 ERA with two perfect games, 274 strikeouts and 15 shutouts (2022)
- Posted a .549 batting average and .988 slugging percentage with seven home runs and 45 RBI (2022)
- 2021 Utah 6A Player of the Year, Playoff MVP and First Team All-Region

2023 GAME-BY-GAME STATISTICS

2023 BYU Softball
Individual Game-by-Game for BYU Cougars (as of Feb 16, 2023)

#18 KORTH, Kaysen - 2 appearances (All games)

| Date | Opponent | GS | IP | H | R | ER | BB | SO | 2B | 3B | HR | WP | BK | HBP | IBB | Score | W-L | Sv | ERA | NP |
|--------|-----------------------|----|-----|---|---|----|----|----|----|----|----|----|----|-----|-----|-------|-----|----|------|-----|
| Feb 09 | vs Wisconsin | * | 7.0 | 3 | 0 | 0 | 0 | 9 | 1 | 0 | 0 | 0 | 0 | 1 | 0 | 1-0 | 1-0 | 0 | 0.00 | 110 |
| Feb 10 | vs Maryland Terrapins | * | 2.0 | 6 | 4 | 4 | 1 | 2 | 0 | 0 | 0 | 0 | 0 | 0 | 0 | 2-10 | 1-1 | 0 | 3.11 | 48 |
| Totals | | 2 | 9.0 | 9 | 4 | 4 | 1 | 11 | 1 | 0 | 0 | 0 | 0 | 1 | 0 | 3-10 | 1-1 | 0 | 3.11 | - |

SEASON HIGHS

| Category | No. | Opponent (Last) | Date |
|-------------|-----|-----------------|---------|
| IP | 7.0 | Wisconsin | 2.9.23 |
| Hits | 6 | Maryland | 2.10.23 |
| Runs | 4 | Maryland | 2.10.23 |
| Earned Runs | 4 | Maryland | 2.10.23 |
| Walks | 1 | Maryland | 2.10.23 |
| Strikeouts | 9 | Wisconsin | 2.9.23 |
| Pitches | 110 | Wisconsin | 2.9.23 |

CAREER HIGHS

| Category | No. | Opponent (Last) | Date |
|-------------|-----|-----------------|---------|
| IP | 7.0 | Wisconsin | 2.9.23 |
| Hits | 6 | Maryland | 2.10.23 |
| Runs | 4 | Maryland | 2.10.23 |
| Earned Runs | 4 | Maryland | 2.10.23 |
| Walks | 1 | Maryland | 2.10.23 |
| Strikeouts | 9 | Wisconsin | 2.9.23 |
| Pitches | 110 | Wisconsin | 2.9.23 |



| Year | ERA | W-L | APP | GS | CG | SHO | SV | IP | H | R | ER | BB | SO | 2B | 3B | HR | AVG | WP | HP | BK | SFA | SHA |
|--------------|-------------|------------|----------|----------|----------|----------|----------|------------|----------|----------|----------|----------|-----------|----------|----------|----------|-------------|----------|----------|----------|----------|----------|
| 2023 | 3.11 | 1-1 | 2 | 2 | 1 | 1 | 0 | 9.0 | 9 | 4 | 4 | 1 | 11 | 1 | 0 | 0 | .257 | 0 | 1 | 0 | 0 | 0 |
| TOTAL | 3.11 | 1-1 | 2 | 2 | 1 | 1 | 0 | 9.0 | 9 | 4 | 4 | 1 | 11 | 1 | 0 | 0 | .257 | 0 | 1 | 0 | 0 | 0 |



20

#20 • HAILEY MORROW • CATCHER/INFIELDER • 5-9 • FR • LAS VEGAS, NV • SHADOW RIDGE HS

Personal

- Mom, Heather, played softball at Southern Utah, has three siblings
- Holds the heavyweight ping pong title at her house; oves to draw, play the piano and take pictures

Before BYU

- 2022 Mountain Region Player of the Year, 2022 Female Athlete of the Year
- 2019 Nevada state champion and Mountain Region champion
- Three-time Nevada First Team All-State and Southern Region First Team All-Conference
- Represented Nevada by playing in the 2019 USA All-American Games in OKC
- Played varsity softball, volleyball, and tennis in high school
- Six-time member of the Nevada All-Academic team (three-time softball, two-time volleyball and one-time tennis)
- Student body vice president (2022), student council secretary (2018-2021)

2023 GAME-BY-GAME STATISTICS

2023 BYU Softball
Individual Game-by-Game for BYU Cougars (as of Feb 16, 2023)

#20 MORROW, Hailey - 3 games (All games)

| Date | Opponent | Pos | AB | R | H | RBI | 2B | 3B | HR | BB | SB | CS | HBP | SAC | SF | GDP | K | PO | A | E | Avg |
|--------|-----------------------|-----|----|---|---|-----|----|----|----|----|----|----|-----|-----|----|-----|---|----|---|---|------|
| Feb 09 | vs Wisconsin | *c | 2 | 0 | 0 | 0 | 0 | 0 | 0 | 0 | 0 | 0 | 0 | 0 | 0 | 0 | 0 | 9 | 0 | 0 | .000 |
| Feb 10 | vs Maryland Terrapins | *c | 1 | 0 | 0 | 0 | 0 | 0 | 0 | 0 | 0 | 0 | 1 | 0 | 0 | 0 | 1 | 5 | 2 | 0 | .000 |
| Feb 11 | vs North Dakota State | *c | 1 | 1 | 1 | 0 | 1 | 0 | 0 | 0 | 0 | 0 | 0 | 0 | 0 | 0 | 0 | 3 | 1 | 0 | .250 |
| Totals | | 3gs | 4 | 1 | 1 | 0 | 1 | 0 | 0 | 0 | 0 | 0 | 1 | 0 | 0 | 0 | 1 | 17 | 3 | 0 | .250 |


On base pct. .400 • Slugging pct. .500

SEASON HIGHS

| Category | No. | Opponent (Last) | Date |
|--------------|-----|--------------------|---------|
| Hits | 1 | North Dakota State | 2.11.23 |
| Doubles | 1 | North Dakota State | 2.11.23 |
| Triples | | | |
| Home Runs | | | |
| RBI | | | |
| Walks | | | |
| At Bats | 2 | Wisconsin | 2.9.23 |
| Stolen Bases | | | |

CAREER HIGHS

| Category | No. | Opponent (Last) | Date |
|--------------|-----|--------------------|---------|
| Hits | 1 | North Dakota State | 2.11.23 |
| Doubles | 1 | North Dakota State | 2.11.23 |
| Triples | | | |
| Home Runs | | | |
| RBI | | | |
| Walks | | | |
| At Bats | 2 | Wisconsin | 2.9.23 |
| Stolen Bases | | | |



| Year | AVG | GP/GS | AB | R | H | 2B | 3B | HR | RBI | TB | SLG% | BB | HBP | SO | GDP | OB% | SF | SH | SB/ATT | PO | A | E | FLD% |
|-------|------|-------|----|---|---|----|----|----|-----|----|------|----|-----|----|-----|------|----|----|--------|----|---|---|-------|
| 2023 | .250 | 3/3 | 4 | 1 | 1 | 1 | 0 | 0 | 0 | 2 | .500 | 0 | 1 | 1 | 0 | .400 | 0 | 0 | 0/0 | 17 | 3 | 0 | 1.000 |
| TOTAL | .250 | 3/3 | 4 | 1 | 1 | 1 | 0 | 0 | 0 | 2 | .500 | 0 | 1 | 1 | 0 | .400 | 0 | 0 | 0/0 | 17 | 3 | 0 | 1.000 |



#22 • MADDIE BEJARANO • OUTFIELDER • 5-5 • JR • COTTONWOOD, AZ • MINGUS UNION HS/UCF

Personal

- Has two younger brothers (Tanner and Hunter)
- Broke her nose twice, can play the piano, is a black belt in karate and is majoring in human communication

Before BYU

- Played three seasons at Central Florida (UCF) before transferring to BYU in the fall of 2022
- Boasted a 1.000 fielding percentage in three years for the Knights
- Hit the game-tying and game-winning double in an 11 inning-thriller against Michigan to send UCF to the 2022 Orlando Regional Championship
- Softball representative in the SAAC at UCF
- A three-year MVP at Mingus Union high school, set school records for batting average, hits, extra-base hits, doubles, triples, stolen bases, RBI and home runs in a single season

2023 GAME-BY-GAME STATISTICS

2023 BYU Softball
Individual Game-by-Game for BYU Cougars (as of Feb 16, 2023)

#22 BEJARANO, Maddie - 4 games (All games)

| Date | Opponent | Pos | AB | R | H | RBI | 2B | 3B | HR | BB | SB | CS | HBP | SAC | SF | GDP | K | PO | A | E | Avg | |
|--------|-----------------------|-----|----|---|---|-----|----|----|----|----|----|----|-----|-----|----|-----|---|----|---|---|-----|------|
| Feb 09 | vs UNC | *of | 3 | 0 | 2 | 0 | 0 | 0 | 0 | 0 | 0 | 0 | 0 | 0 | 0 | 0 | 0 | 0 | 0 | 0 | 0 | .667 |
| Feb 09 | vs Wisconsin | *of | 3 | 0 | 1 | 0 | 0 | 0 | 0 | 0 | 0 | 0 | 0 | 0 | 0 | 0 | 0 | 2 | 0 | 0 | 0 | .500 |
| Feb 10 | vs Maryland Terrapins | *of | 3 | 0 | 1 | 0 | 0 | 0 | 0 | 0 | 0 | 0 | 0 | 0 | 0 | 0 | 0 | 1 | 0 | 0 | 0 | .444 |
| Feb 11 | vs North Dakota State | *of | 3 | 1 | 2 | 1 | 0 | 0 | 1 | 1 | 1 | 1 | 0 | 0 | 0 | 0 | 0 | 0 | 0 | 1 | 0 | .500 |
| Totals | | 4gs | 12 | 1 | 6 | 1 | 0 | 0 | 1 | 1 | 1 | 1 | 0 | 0 | 0 | 0 | 0 | 1 | 2 | 1 | 0 | .500 |

On base pct. .538 • Slugging pct. .500

SEASON HIGHS

| Category | No. | Opponent (Last) | Date |
|--------------|-----|-------------------------|---------|
| Hits | 2 | 2x (North Dakota State) | 2.11.23 |
| Doubles | | | |
| Triples | | | |
| Home Runs | | | |
| RBI | 1 | North Dakota State | 2.11.23 |
| Walks | 1 | North Dakota State | 2.11.23 |
| At Bats | 3 | 4x (North Dakota State) | 2.11.23 |
| Stolen Bases | | | |

CAREER HIGHS

| Category | No. | Opponent (Last) | Date |
|--------------|-----|--------------------|----------|
| Hits | 2 | 3x (Michigan) | 5.21.22* |
| Doubles | 2 | Michigan | 5.21.22* |
| Triples | - | - | - |
| Home Runs | 1 | 4x (Virginia Tech) | 4.4.22* |
| RBI | 3 | Florida Gulf Coast | 3.5.22* |
| Walks | 1 | 7x (Memphis) | 4.10.22* |
| At Bats | 4 | Virginia Tech | 4.4.22* |
| Stolen Bases | 1 | @ Long Beach State | 3.13.22* |



| Year | AVG | GP/GS | AB | R | H | 2B | 3B | HR | RBI | TB | SLG% | BB | HBP | SO | GDP | OB% | SF | SH | SB/ATT | PO | A | E | FLD% |
|--------------|-------------|---------------|------------|-----------|-----------|----------|----------|----------|-----------|-----------|-------------|-----------|----------|-----------|----------|-------------|----------|----------|------------|-----------|----------|----------|--------------|
| 2020* | .143 | 22/2 | 14 | 2 | 2 | 0 | 0 | 0 | 1 | 2 | .143 | 3 | 0 | 5 | 0 | .294 | 0 | 0 | 0/1 | 8 | 0 | 0 | 1.000 |
| 2021* | .333 | 29/0 | 9 | 3 | 3 | 0 | 0 | 0 | 2 | 3 | .333 | 0 | 0 | 3 | 0 | .333 | 0 | 0 | 0/1 | 9 | 1 | 0 | 1.000 |
| 2022* | .256 | 52/32 | 90 | 19 | 23 | 5 | 0 | 4 | 16 | 40 | .444 | 6 | 2 | 23 | 0 | .313 | 1 | 3 | 1/1 | 44 | 2 | 0 | 1.000 |
| 2023 | .500 | 4/4 | 12 | 1 | 6 | 0 | 0 | 0 | 1 | 6 | .500 | 1 | 0 | 1 | 0 | .538 | 0 | 0 | 1/2 | 2 | 1 | 0 | 1.000 |
| TOTAL | .272 | 107/38 | 125 | 25 | 34 | 5 | 0 | 4 | 20 | 51 | .408 | 10 | 2 | 32 | 0 | .333 | 1 | 3 | 2/5 | 63 | 4 | 0 | 1.000 |

*UCF



#23 • VIOLET ZAVODNIK • OUTFIELDER • 5-8 • JR • MURRIETA, CA • LAKESIDE HS

Personal

• Has one sister; plans to major in special education

At BYU

- 2022 NFCA All-Pacific Region First Team & All-WCC First Team
- Led the team in hits (61), RBI (59), runs (49), home runs (19) and slugging percentage (.882), finished second in batting average (.399) last season
- Named WCC Player of the Week twice in 2022
- 2021 NFCA All-Region Second Team, WCC Freshman & Player of the Year, a first in WCC history, and All-WCC First Team
- Led the team in batting average (.416), slugging percentage (.818) and on-base percentage (.516) in 2021
- Tallied five triples and 16 stolen bases, both freshman school records
- Started in all 55 of the Cougars' games as a freshman in 2021

2023 GAME-BY-GAME STATISTICS

2023 BYU Softball
Individual Game-by-Game for BYU Cougars (as of Feb 16, 2023)

#23 ZAVODNIK, Violet - 4 games (All games)

| Date | Opponent | Pos | AB | R | H | RBI | 2B | 3B | HR | BB | SB | CS | HBP | SAC | SF | GDP | K | PO | A | E | Avg |
|--------|-----------------------|-----|----|---|---|-----|----|----|----|----|----|----|-----|-----|----|-----|---|----|---|---|------|
| Feb 09 | vs UNC | *of | 2 | 0 | 0 | 0 | 0 | 0 | 0 | 0 | 0 | 0 | 1 | 0 | 0 | 0 | 1 | 0 | 0 | 0 | .000 |
| Feb 09 | vs Wisconsin | *of | 2 | 0 | 0 | 0 | 0 | 0 | 0 | 1 | 0 | 0 | 0 | 0 | 0 | 0 | 0 | 1 | 0 | 0 | .000 |
| Feb 10 | vs Maryland Terrapins | *of | 3 | 0 | 1 | 2 | 1 | 0 | 0 | 0 | 0 | 0 | 0 | 0 | 0 | 0 | 0 | 2 | 0 | 0 | .143 |
| Feb 11 | vs North Dakota State | *of | 1 | 2 | 0 | 1 | 0 | 0 | 1 | 1 | 0 | 1 | 0 | 1 | 0 | 1 | 0 | 1 | 2 | 0 | .125 |
| Totals | | 4gs | 8 | 2 | 1 | 3 | 1 | 0 | 2 | 2 | 1 | 0 | 2 | 0 | 1 | 0 | 2 | 5 | 0 | 0 | .125 |

On base pct. .385 • Slugging pct. .250

SEASON HIGHS

| Category | No. | Opponent (Last) | Date |
|--------------|-----|-------------------------|---------|
| Hits | 1 | Maryland | 2.10.23 |
| Doubles | 1 | Maryland | 2.10.23 |
| Home Runs | | | |
| RBI | 2 | Maryland | 2.10.23 |
| Walks | 1 | 2x (North Dakota State) | 2.11.23 |
| At Bats | 3 | Maryland | 2.10.23 |
| Stolen Bases | 1 | North Dakota State | 2.11.23 |

CAREER HIGHS

| Category | No. | Opponent (Last) | Date |
|--------------|-----|--------------------|---------|
| Hits | 4 | Ball State | 3.12.22 |
| Doubles | 2 | 2x (Ball State) | 3.12.22 |
| Triples | 2 | @ Saint Mary's | 4.10.21 |
| Home Runs | 2 | 4x (@ Utah Valley) | 5.4.22 |
| RBI | 6 | Saint Mary's | 5.13.22 |
| Walks | 2 | 6x (Saint Mary's) | 5.14.22 |
| At Bats | 5 | Ball State | 3.12.22 |
| Stolen Bases | 3 | 2x (@ San Diego) | 4.23.22 |



| Year | AVG | GP/GS | AB | R | H | 2B | 3B | HR | RBI | TB | SLG% | BB | HBP | SO | GDP | OB% | SF | SH | SB/ATT | PO | A | E | FLD% |
|--------------|-------------|----------------|------------|-----------|------------|-----------|----------|-----------|------------|------------|-------------|-----------|-----------|-----------|----------|-------------|----------|----------|--------------|-----------|----------|----------|-------------|
| 2021 | .416 | 55/55 | 154 | 44 | 64 | 10 | 5 | 14 | 48 | 126 | .818 | 21 | 12 | 25 | 1 | .516 | 1 | 1 | 16/18 | 41 | 0 | 2 | .953 |
| 2022 | .399 | 52/52 | 153 | 49 | 61 | 13 | 2 | 19 | 59 | 135 | .882 | 22 | 8 | 35 | 0 | .492 | 2 | 4 | 13/14 | 52 | 0 | 0 | 1.000 |
| 2023 | .125 | 4/4 | 8 | 2 | 1 | 1 | 0 | 0 | 3 | 2 | .250 | 2 | 2 | 2 | 0 | .385 | 1 | 0 | 1/1 | 5 | 0 | 0 | 1.000 |
| TOTAL | .400 | 111/111 | 315 | 95 | 126 | 24 | 7 | 33 | 110 | 263 | .835 | 45 | 22 | 62 | 1 | .500 | 4 | 5 | 30/33 | 98 | 0 | 2 | .980 |



SEASON HIGHS

| Category | No. | Opponent (Last) | Date |
|--------------|-----|-----------------|------|
| Hits | | | |
| Doubles | | | |
| Triples | | | |
| Home Runs | | | |
| RBI | | | |
| Walks | | | |
| At Bats | | | |
| Stolen Bases | | | |

CAREER HIGHS

| Category | No. | Opponent (Last) | Date |
|--------------|-----|---------------------|----------|
| Hits | - | - | - |
| Doubles | - | - | - |
| Triples | - | - | - |
| Home Runs | - | - | - |
| RBI | - | - | - |
| Walks | - | - | - |
| At Bats | 1 | 4x (Texas Southern) | 3.29.22* |
| Stolen Bases | - | - | - |



#24 • ANGELINA CAMEN • CATCHER • 5-7 • SO • TUCSON, AZ • UNIVERSITY HS/TEXAS A&M-CORPUS CHRISTI

- Personal**
- Mother, Melina, played tennis at Central Oklahoma
 - Born on the same day as sister, Ariana, but three years apart
 - Loves pilates and cycling; majoring in actuarial science
- Before BYU**
- Played one season at Texas A&M Corpus-Christi before transferring to BYU in the fall of 2022
 - Started in two games for the Islanders in 2021, appearing in seven of them
 - 2021 All-Region Player of the Year; three-time All-Region selection, also earned All-State honors
 - Named to the 2018 All-Freshman Southern Arizona Team
 - Played club ball for the Oro Valley Suncats for 11 years, helped the team to a top-5 finish at 2021 TCS Nationals and top-10 at the 2021 Colorado Sparkler

2023 GAME-BY-GAME STATISTICS

| Date | Opponent | AB | R | HR | RBI | 2B | 3B | HR | BB | SB | CS | HBP | SAC | SF | GDP | K | PO | A | E | AVG |
|------|--------------------|----|---|----|-----|----|----|----|----|----|----|-----|-----|----|-----|---|----|---|---|-----|
| 2.9 | North Carolina | - | - | - | - | - | - | - | - | - | - | - | - | - | - | - | - | - | - | - |
| 2.9 | Wisconsin | - | - | - | - | - | - | - | - | - | - | - | - | - | - | - | - | - | - | - |
| 2.10 | Maryland | - | - | - | - | - | - | - | - | - | - | - | - | - | - | - | - | - | - | - |
| 2.11 | North Dakota State | - | - | - | - | - | - | - | - | - | - | - | - | - | - | - | - | - | - | - |
| 2.16 | @ Arizona State | - | - | - | - | - | - | - | - | - | - | - | - | - | - | - | - | - | - | - |
| 2.17 | Portland State | - | - | - | - | - | - | - | - | - | - | - | - | - | - | - | - | - | - | - |
| 2.17 | Oregon State | - | - | - | - | - | - | - | - | - | - | - | - | - | - | - | - | - | - | - |
| 2.18 | Illinois State | - | - | - | - | - | - | - | - | - | - | - | - | - | - | - | - | - | - | - |
| 2.18 | DePaul | - | - | - | - | - | - | - | - | - | - | - | - | - | - | - | - | - | - | - |
| 2.23 | Missouri | - | - | - | - | - | - | - | - | - | - | - | - | - | - | - | - | - | - | - |
| 2.23 | Texas A&M | - | - | - | - | - | - | - | - | - | - | - | - | - | - | - | - | - | - | - |
| 2.24 | San Diego State | - | - | - | - | - | - | - | - | - | - | - | - | - | - | - | - | - | - | - |
| 2.25 | Long Beach State | - | - | - | - | - | - | - | - | - | - | - | - | - | - | - | - | - | - | - |
| 3.2 | Oregon State | - | - | - | - | - | - | - | - | - | - | - | - | - | - | - | - | - | - | - |
| 3.3 | Portland State | - | - | - | - | - | - | - | - | - | - | - | - | - | - | - | - | - | - | - |
| 3.3 | UNLV | - | - | - | - | - | - | - | - | - | - | - | - | - | - | - | - | - | - | - |
| 3.4 | Idaho State | - | - | - | - | - | - | - | - | - | - | - | - | - | - | - | - | - | - | - |
| 3.15 | Utah | - | - | - | - | - | - | - | - | - | - | - | - | - | - | - | - | - | - | - |
| 3.17 | @ Iowa State | - | - | - | - | - | - | - | - | - | - | - | - | - | - | - | - | - | - | - |
| 3.17 | @ Iowa State | - | - | - | - | - | - | - | - | - | - | - | - | - | - | - | - | - | - | - |
| 3.18 | Omaha | - | - | - | - | - | - | - | - | - | - | - | - | - | - | - | - | - | - | - |
| 3.18 | Omaha | - | - | - | - | - | - | - | - | - | - | - | - | - | - | - | - | - | - | - |
| 3.21 | Boise State | - | - | - | - | - | - | - | - | - | - | - | - | - | - | - | - | - | - | - |
| 3.23 | Utah State | - | - | - | - | - | - | - | - | - | - | - | - | - | - | - | - | - | - | - |
| 3.25 | Idaho State | - | - | - | - | - | - | - | - | - | - | - | - | - | - | - | - | - | - | - |
| 3.25 | Idaho State | - | - | - | - | - | - | - | - | - | - | - | - | - | - | - | - | - | - | - |
| 3.27 | @ Utah Tech | - | - | - | - | - | - | - | - | - | - | - | - | - | - | - | - | - | - | - |
| 3.30 | @ LSU | - | - | - | - | - | - | - | - | - | - | - | - | - | - | - | - | - | - | - |
| 3.31 | Louisiana Tech | - | - | - | - | - | - | - | - | - | - | - | - | - | - | - | - | - | - | - |
| 3.31 | @ LSU | - | - | - | - | - | - | - | - | - | - | - | - | - | - | - | - | - | - | - |
| 3.31 | NC State | - | - | - | - | - | - | - | - | - | - | - | - | - | - | - | - | - | - | - |
| 4.1 | @ Idaho State | - | - | - | - | - | - | - | - | - | - | - | - | - | - | - | - | - | - | - |
| 4.4 | @ Santa Clara | - | - | - | - | - | - | - | - | - | - | - | - | - | - | - | - | - | - | - |
| 4.7 | @ Santa Clara | - | - | - | - | - | - | - | - | - | - | - | - | - | - | - | - | - | - | - |
| 4.7 | @ Santa Clara | - | - | - | - | - | - | - | - | - | - | - | - | - | - | - | - | - | - | - |
| 4.8 | @ Santa Clara | - | - | - | - | - | - | - | - | - | - | - | - | - | - | - | - | - | - | - |
| 4.11 | Utah Valley | - | - | - | - | - | - | - | - | - | - | - | - | - | - | - | - | - | - | - |
| 4.14 | @ LMU | - | - | - | - | - | - | - | - | - | - | - | - | - | - | - | - | - | - | - |
| 4.15 | @ LMU | - | - | - | - | - | - | - | - | - | - | - | - | - | - | - | - | - | - | - |
| 4.15 | @ LMU | - | - | - | - | - | - | - | - | - | - | - | - | - | - | - | - | - | - | - |
| 4.17 | Stanford | - | - | - | - | - | - | - | - | - | - | - | - | - | - | - | - | - | - | - |
| 4.19 | @ Utah Valley | - | - | - | - | - | - | - | - | - | - | - | - | - | - | - | - | - | - | - |
| 4.26 | Utah Tech | - | - | - | - | - | - | - | - | - | - | - | - | - | - | - | - | - | - | - |
| 4.28 | San Diego | - | - | - | - | - | - | - | - | - | - | - | - | - | - | - | - | - | - | - |
| 4.28 | San Diego | - | - | - | - | - | - | - | - | - | - | - | - | - | - | - | - | - | - | - |
| 4.29 | San Diego | - | - | - | - | - | - | - | - | - | - | - | - | - | - | - | - | - | - | - |
| 5.1 | UCLA | - | - | - | - | - | - | - | - | - | - | - | - | - | - | - | - | - | - | - |
| 5.5 | Pacific | - | - | - | - | - | - | - | - | - | - | - | - | - | - | - | - | - | - | - |
| 5.5 | Pacific | - | - | - | - | - | - | - | - | - | - | - | - | - | - | - | - | - | - | - |
| 5.6 | Pacific | - | - | - | - | - | - | - | - | - | - | - | - | - | - | - | - | - | - | - |
| 5.12 | @ Saint Mary's | - | - | - | - | - | - | - | - | - | - | - | - | - | - | - | - | - | - | - |
| 5.13 | @ Saint Mary's | - | - | - | - | - | - | - | - | - | - | - | - | - | - | - | - | - | - | - |
| 5.13 | @ Saint Mary's | - | - | - | - | - | - | - | - | - | - | - | - | - | - | - | - | - | - | - |

| Year | AVG | GP/GS | AB | R | H | 2B | 3B | HR | RBI | TB | SLG% | BB | HBP | SO | GDP | OB% | SF | SH | SB/ATT | PO | A | E | FLD% |
|--------------|-------------|------------|----------|----------|----------|----------|----------|----------|----------|----------|-------------|----------|----------|----------|----------|-------------|----------|----------|------------|-----------|----------|----------|--------------|
| 2022 | .000 | 7/2 | 4 | 0 | 0 | 0 | 0 | 0 | 0 | 0 | .000 | 0 | 1 | 1 | 0 | .200 | 0 | 0 | 0/0 | 12 | 1 | 0 | 1.000 |
| 2023 | | | | | | | | | | | | | | | | | | | | | | | |
| TOTAL | .000 | 7/2 | 4 | 0 | 0 | 0 | 0 | 0 | 0 | 0 | .000 | 0 | 1 | 1 | 0 | .200 | 0 | 0 | 0/0 | 12 | 1 | 0 | 1.000 |

*Texas A&M Corpus-Christi



#28 • TRISTEN TURLINGTON • UTILITY • 5-9 • FR • SURPRISE, AZ • WILLOW CANYON HS

Personal

- Has one sibling
- Can solve a Rubik's cube and loves to read
- Puerto Vallarta College Challenge is just the second time she's leaving the U.S. (left once previously to visit Belize)
- Majoring in engineering

Before BYU

- Two-time Arizona 5A state champion
- MVP of 2021 state championship game
- Three-time All-Region (2022, 2021 and 2020)
- Also wrestled for a year in high school
- Top 5% of 2022 graduating class

28

SEASON HIGHS

| Category | No. | Opponent (Last) | Date |
|--------------|-----|-----------------|------|
| Hits | | | |
| Doubles | | | |
| Triples | | | |
| Home Runs | | | |
| RBI | | | |
| Walks | | | |
| At Bats | | | |
| Stolen Bases | | | |

CAREER HIGHS

| Category | No. | Opponent (Last) | Date |
|--------------|-----|-----------------|------|
| Hits | | | |
| Doubles | | | |
| Triples | | | |
| Home Runs | | | |
| RBI | | | |
| Walks | | | |
| At Bats | | | |
| Stolen Bases | | | |



2023 GAME-BY-GAME STATISTICS

| Date | Opponent | AB | R | HR | RBI | 2B | 3B | HR | BB | SB | CS | HBP | SAC | SF | GDP | K | PO | A | E | AVG | |
|------|--------------------|----|---|----|-----|----|----|----|----|----|----|-----|-----|----|-----|---|----|---|---|-----|---|
| 2.9 | North Carolina | - | - | - | - | - | - | - | - | - | - | - | - | - | - | - | - | - | - | - | - |
| 2.9 | Wisconsin | - | - | - | - | - | - | - | - | - | - | - | - | - | - | - | - | - | - | - | - |
| 2.10 | Maryland | - | - | - | - | - | - | - | - | - | - | - | - | - | - | - | - | - | - | - | - |
| 2.11 | North Dakota State | - | - | - | - | - | - | - | - | - | - | - | - | - | - | - | - | - | - | - | - |
| 2.16 | @ Arizona State | | | | | | | | | | | | | | | | | | | | |
| 2.17 | Portland State | | | | | | | | | | | | | | | | | | | | |
| 2.17 | Oregon State | | | | | | | | | | | | | | | | | | | | |
| 2.18 | Illinois State | | | | | | | | | | | | | | | | | | | | |
| 2.18 | DePaul | | | | | | | | | | | | | | | | | | | | |
| 2.23 | Missouri | | | | | | | | | | | | | | | | | | | | |
| 2.23 | Texas A&M | | | | | | | | | | | | | | | | | | | | |
| 2.24 | San Diego State | | | | | | | | | | | | | | | | | | | | |
| 2.25 | Long Beach State | | | | | | | | | | | | | | | | | | | | |
| 3.2 | Oregon State | | | | | | | | | | | | | | | | | | | | |
| 3.3 | Portland State | | | | | | | | | | | | | | | | | | | | |
| 3.3 | UNLV | | | | | | | | | | | | | | | | | | | | |
| 3.4 | Idaho State | | | | | | | | | | | | | | | | | | | | |
| 3.15 | Utah | | | | | | | | | | | | | | | | | | | | |
| 3.17 | @ Iowa State | | | | | | | | | | | | | | | | | | | | |
| 3.17 | @ Iowa State | | | | | | | | | | | | | | | | | | | | |
| 3.18 | Omaha | | | | | | | | | | | | | | | | | | | | |
| 3.18 | Omaha | | | | | | | | | | | | | | | | | | | | |
| 3.21 | Boise State | | | | | | | | | | | | | | | | | | | | |
| 3.23 | Utah State | | | | | | | | | | | | | | | | | | | | |
| 3.25 | Idaho State | | | | | | | | | | | | | | | | | | | | |
| 3.25 | Idaho State | | | | | | | | | | | | | | | | | | | | |
| 3.27 | @ Utah Tech | | | | | | | | | | | | | | | | | | | | |
| 3.30 | @ LSU | | | | | | | | | | | | | | | | | | | | |
| 3.31 | Louisiana Tech | | | | | | | | | | | | | | | | | | | | |
| 3.31 | @ LSU | | | | | | | | | | | | | | | | | | | | |
| 4.1 | NC State | | | | | | | | | | | | | | | | | | | | |
| 4.4 | @ Idaho State | | | | | | | | | | | | | | | | | | | | |
| 4.7 | @ Santa Clara | | | | | | | | | | | | | | | | | | | | |
| 4.7 | @ Santa Clara | | | | | | | | | | | | | | | | | | | | |
| 4.8 | @ Santa Clara | | | | | | | | | | | | | | | | | | | | |
| 4.11 | Utah Valley | | | | | | | | | | | | | | | | | | | | |
| 4.14 | @ LMU | | | | | | | | | | | | | | | | | | | | |
| 4.15 | @ LMU | | | | | | | | | | | | | | | | | | | | |
| 4.15 | @ LMU | | | | | | | | | | | | | | | | | | | | |
| 4.17 | Stanford | | | | | | | | | | | | | | | | | | | | |
| 4.19 | @ Utah Valley | | | | | | | | | | | | | | | | | | | | |
| 4.26 | Utah Tech | | | | | | | | | | | | | | | | | | | | |
| 4.28 | San Diego | | | | | | | | | | | | | | | | | | | | |
| 4.28 | San Diego | | | | | | | | | | | | | | | | | | | | |
| 4.29 | San Diego | | | | | | | | | | | | | | | | | | | | |
| 5.1 | UCLA | | | | | | | | | | | | | | | | | | | | |
| 5.5 | Pacific | | | | | | | | | | | | | | | | | | | | |
| 5.5 | Pacific | | | | | | | | | | | | | | | | | | | | |
| 5.6 | Pacific | | | | | | | | | | | | | | | | | | | | |
| 5.12 | @ Saint Mary's | | | | | | | | | | | | | | | | | | | | |
| 5.13 | @ Saint Mary's | | | | | | | | | | | | | | | | | | | | |
| 5.13 | @ Saint Mary's | | | | | | | | | | | | | | | | | | | | |

| Year | AVG | GP/GS | AB | R | H | 2B | 3B | HR | RBI | TB | SLG% | BB | HBP | SO | GDP | OB% | SF | SH | SB/ATT | PO | A | E | FLD% | |
|--------------|-----|-------|----|---|---|----|----|----|-----|----|------|----|-----|----|-----|-----|----|----|--------|----|---|---|------|--|
| 2023 | | | | | | | | | | | | | | | | | | | | | | | | |
| TOTAL | | | | | | | | | | | | | | | | | | | | | | | | |



#30 • MADDIE UDALL • INFELDER • 5-10 • FR • PHOENIX, AZ • SUNNYSLOPE HS

Personal

- Has two brothers and one sister (Chase, Peyton and Porter)
- Uncle played baseball for BYU, grandpa played football at Southern Utah
- Also played soccer until sophomore year of high school
- Was stung by a sting ray when she was 14; majoring in Secondary Education

Before BYU

- Three-time First Team All-State (2022, 2021, 2019) and All-AZ State Team (2022, 2021, 2019)
- Most RBI (71) and runs (59), second in home runs (16) in Arizona 6A, led all categories for Southwest Region (2022)
- Top-10 batting average in the state, third in slugging percentage (2022)
- 2021 AZ High School All-State Honorable Mention (2021)
- Led the state in multiple statistics, posted a .714 batting average in 2020

2023 GAME-BY-GAME STATISTICS

2023 BYU Softball
Individual Game-by-Game for BYU Cougars (as of Feb 16, 2023)

#30 UDALL, Maddie - 3 games (All games)

| Date | Opponent | Pos | AB | R | H | RBI | 2B | 3B | HR | BB | SB | CS | HBP | SAC | SF | GDP | K | PO | A | E | Avg |
|--------|-----------------------|-----|----|---|---|-----|----|----|----|----|----|----|-----|-----|----|-----|---|----|---|---|------|
| Feb 09 | vs Wisconsin | *dh | 3 | 0 | 0 | 0 | 0 | 0 | 0 | 0 | 0 | 0 | 0 | 0 | 0 | 1 | 0 | 0 | 0 | 0 | .000 |
| Feb 10 | vs Maryland Terrapins | *3b | 2 | 0 | 1 | 0 | 0 | 0 | 0 | 0 | 0 | 0 | 0 | 0 | 0 | 0 | 1 | 2 | 1 | 0 | .200 |
| Feb 11 | vs North Dakota State | *dh | 3 | 2 | 3 | 3 | 0 | 0 | 0 | 0 | 0 | 0 | 0 | 0 | 0 | 0 | 0 | 0 | 0 | 0 | .500 |
| Totals | | 3gs | 8 | 2 | 4 | 3 | 0 | 0 | 0 | 0 | 0 | 0 | 0 | 0 | 0 | 1 | 1 | 2 | 1 | 0 | .500 |

On base pct. .500 • Slugging pct. .500

SEASON HIGHS

| Category | No. | Opponent (Last) | Date |
|--------------|-----|-------------------------|---------|
| Hits | 3 | North Dakota State | 2.11.23 |
| Doubles | | | |
| Triples | | | |
| Home Runs | | | |
| RBI | 3 | North Dakota State | 2.11.23 |
| Walks | | | |
| At Bats | 3 | 2x (North Dakota State) | 2.11.23 |
| Stolen Bases | | | |

CAREER HIGHS

| Category | No. | Opponent (Last) | Date |
|--------------|-----|-------------------------|---------|
| Hits | 3 | North Dakota State | 2.11.23 |
| Doubles | | | |
| Triples | | | |
| Home Runs | | | |
| RBI | 3 | North Dakota State | 2.11.23 |
| Walks | | | |
| At Bats | 3 | 2x (North Dakota State) | 2.11.23 |
| Stolen Bases | | | |



| Year | AVG | GP/GS | AB | R | H | 2B | 3B | HR | RBI | TB | SLG% | BB | HBP | SO | GDP | OB% | SF | SH | SB/ATT | PO | A | E | FLD% |
|--------------|-------------|------------|----------|----------|----------|----------|----------|----------|----------|----------|-------------|----------|----------|----------|----------|-------------|----------|----------|------------|----------|----------|----------|--------------|
| 2023 | .500 | 3/3 | 8 | 2 | 4 | 0 | 0 | 0 | 3 | 4 | .500 | 0 | 0 | 1 | 1 | .500 | 0 | 0 | 0/0 | 2 | 1 | 0 | 1.000 |
| TOTAL | .500 | 3/3 | 8 | 2 | 4 | 0 | 0 | 0 | 3 | 4 | .500 | 0 | 0 | 1 | 1 | .500 | 0 | 0 | 0/0 | 2 | 1 | 0 | 1.000 |



33

#33 • LO SALCEDO • LEFT-HANDED PITCHER • 5-5 • JR • ANAHEIM, CA • VALENCIA HS

Personal

• Has two older brothers; majoring in public relations

At BYU

• Made one start last season, totaling 4.2 innings and two strikeouts
 • Finished with a 1.50 ERA in five appearances (2022)
 • Recorded one strikeout in 1.1 innings pitched in 2021

Before BYU

• Two-year team captain, named 2017 Second Team All-League and Rookie of the Year
 • Four-year honor roll and distinguished scholar while graduating with the Golden State Seal
 • Also played volleyball, and played club ball for the Corona Angels Howard

SEASON HIGHS

| Category | No. | Opponent (Last) | Date |
|-------------|-----|-----------------|------|
| IP | | | |
| Hits | | | |
| Runs | | | |
| Earned Runs | | | |
| Walks | | | |
| Strikeouts | | | |
| Pitches | | | |

CAREER HIGHS

| Category | No. | Opponent (Last) | Date |
|-------------|-----|-----------------------|---------|
| IP | 2.0 | Cal State Bakersfield | 2.12.22 |
| Hits | 3 | Cal State Bakersfield | 2.12.22 |
| Runs | 1 | Cal State Bakersfield | 2.12.22 |
| Earned Runs | 1 | Cal State Bakersfield | 2.12.22 |
| Walks | 3 | Tennessee | 2.24.22 |
| Strikeouts | 1 | 2x (Tennessee) | 2.24.22 |
| Pitches | 53 | Cal State Bakersfield | 2.24.22 |



2023 GAME-BY-GAME STATISTICS

| Date | Opponent | AB | R | HR | RBI | 2B | 3B | HR | BB | SB | CS | HBP | SAC | SF | GDP | K | PO | A | E | AVG | |
|------|--------------------|----|---|----|-----|----|----|----|----|----|----|-----|-----|----|-----|---|----|---|---|-----|---|
| 2.9 | North Carolina | - | - | - | - | - | - | - | - | - | - | - | - | - | - | - | - | - | - | - | - |
| 2.9 | Wisconsin | - | - | - | - | - | - | - | - | - | - | - | - | - | - | - | - | - | - | - | - |
| 2.10 | Maryland | - | - | - | - | - | - | - | - | - | - | - | - | - | - | - | - | - | - | - | - |
| 2.11 | North Dakota State | - | - | - | - | - | - | - | - | - | - | - | - | - | - | - | - | - | - | - | - |
| 2.16 | @ Arizona State | - | - | - | - | - | - | - | - | - | - | - | - | - | - | - | - | - | - | - | - |
| 2.17 | Portland State | - | - | - | - | - | - | - | - | - | - | - | - | - | - | - | - | - | - | - | - |
| 2.17 | Oregon State | - | - | - | - | - | - | - | - | - | - | - | - | - | - | - | - | - | - | - | - |
| 2.18 | Illinois State | - | - | - | - | - | - | - | - | - | - | - | - | - | - | - | - | - | - | - | - |
| 2.18 | DePaul | - | - | - | - | - | - | - | - | - | - | - | - | - | - | - | - | - | - | - | - |
| 2.23 | Missouri | - | - | - | - | - | - | - | - | - | - | - | - | - | - | - | - | - | - | - | - |
| 2.23 | Texas A&M | - | - | - | - | - | - | - | - | - | - | - | - | - | - | - | - | - | - | - | - |
| 2.24 | San Diego State | - | - | - | - | - | - | - | - | - | - | - | - | - | - | - | - | - | - | - | - |
| 2.25 | Long Beach State | - | - | - | - | - | - | - | - | - | - | - | - | - | - | - | - | - | - | - | - |
| 3.2 | Oregon State | - | - | - | - | - | - | - | - | - | - | - | - | - | - | - | - | - | - | - | - |
| 3.3 | Portland State | - | - | - | - | - | - | - | - | - | - | - | - | - | - | - | - | - | - | - | - |
| 3.3 | UNLV | - | - | - | - | - | - | - | - | - | - | - | - | - | - | - | - | - | - | - | - |
| 3.4 | Idaho State | - | - | - | - | - | - | - | - | - | - | - | - | - | - | - | - | - | - | - | - |
| 3.15 | Utah | - | - | - | - | - | - | - | - | - | - | - | - | - | - | - | - | - | - | - | - |
| 3.17 | @ Iowa State | - | - | - | - | - | - | - | - | - | - | - | - | - | - | - | - | - | - | - | - |
| 3.17 | @ Iowa State | - | - | - | - | - | - | - | - | - | - | - | - | - | - | - | - | - | - | - | - |
| 3.18 | Omaha | - | - | - | - | - | - | - | - | - | - | - | - | - | - | - | - | - | - | - | - |
| 3.18 | Omaha | - | - | - | - | - | - | - | - | - | - | - | - | - | - | - | - | - | - | - | - |
| 3.21 | Boise State | - | - | - | - | - | - | - | - | - | - | - | - | - | - | - | - | - | - | - | - |
| 3.23 | Utah State | - | - | - | - | - | - | - | - | - | - | - | - | - | - | - | - | - | - | - | - |
| 3.25 | Idaho State | - | - | - | - | - | - | - | - | - | - | - | - | - | - | - | - | - | - | - | - |
| 3.25 | Idaho State | - | - | - | - | - | - | - | - | - | - | - | - | - | - | - | - | - | - | - | - |
| 3.27 | @ Utah Tech | - | - | - | - | - | - | - | - | - | - | - | - | - | - | - | - | - | - | - | - |
| 3.30 | @ LSU | - | - | - | - | - | - | - | - | - | - | - | - | - | - | - | - | - | - | - | - |
| 3.31 | Louisiana Tech | - | - | - | - | - | - | - | - | - | - | - | - | - | - | - | - | - | - | - | - |
| 3.31 | @ LSU | - | - | - | - | - | - | - | - | - | - | - | - | - | - | - | - | - | - | - | - |
| 4.1 | NC State | - | - | - | - | - | - | - | - | - | - | - | - | - | - | - | - | - | - | - | - |
| 4.4 | @ Idaho State | - | - | - | - | - | - | - | - | - | - | - | - | - | - | - | - | - | - | - | - |
| 4.7 | @ Santa Clara | - | - | - | - | - | - | - | - | - | - | - | - | - | - | - | - | - | - | - | - |
| 4.7 | @ Santa Clara | - | - | - | - | - | - | - | - | - | - | - | - | - | - | - | - | - | - | - | - |
| 4.8 | @ Santa Clara | - | - | - | - | - | - | - | - | - | - | - | - | - | - | - | - | - | - | - | - |
| 4.11 | Utah Valley | - | - | - | - | - | - | - | - | - | - | - | - | - | - | - | - | - | - | - | - |
| 4.14 | @ LMU | - | - | - | - | - | - | - | - | - | - | - | - | - | - | - | - | - | - | - | - |
| 4.15 | @ LMU | - | - | - | - | - | - | - | - | - | - | - | - | - | - | - | - | - | - | - | - |
| 4.15 | @ LMU | - | - | - | - | - | - | - | - | - | - | - | - | - | - | - | - | - | - | - | - |
| 4.17 | Stanford | - | - | - | - | - | - | - | - | - | - | - | - | - | - | - | - | - | - | - | - |
| 4.19 | @ Utah Valley | - | - | - | - | - | - | - | - | - | - | - | - | - | - | - | - | - | - | - | - |
| 4.26 | Utah Tech | - | - | - | - | - | - | - | - | - | - | - | - | - | - | - | - | - | - | - | - |
| 4.28 | San Diego | - | - | - | - | - | - | - | - | - | - | - | - | - | - | - | - | - | - | - | - |
| 4.28 | San Diego | - | - | - | - | - | - | - | - | - | - | - | - | - | - | - | - | - | - | - | - |
| 4.29 | San Diego | - | - | - | - | - | - | - | - | - | - | - | - | - | - | - | - | - | - | - | - |
| 5.1 | UCLA | - | - | - | - | - | - | - | - | - | - | - | - | - | - | - | - | - | - | - | - |
| 5.5 | Pacific | - | - | - | - | - | - | - | - | - | - | - | - | - | - | - | - | - | - | - | - |
| 5.5 | Pacific | - | - | - | - | - | - | - | - | - | - | - | - | - | - | - | - | - | - | - | - |
| 5.6 | Pacific | - | - | - | - | - | - | - | - | - | - | - | - | - | - | - | - | - | - | - | - |
| 5.12 | @ Saint Mary's | - | - | - | - | - | - | - | - | - | - | - | - | - | - | - | - | - | - | - | - |
| 5.13 | @ Saint Mary's | - | - | - | - | - | - | - | - | - | - | - | - | - | - | - | - | - | - | - | - |
| 5.13 | @ Saint Mary's | - | - | - | - | - | - | - | - | - | - | - | - | - | - | - | - | - | - | - | - |

| Year | ERA | W-L | APP | GS | CG | SHO | SV | IP | H | R | ER | BB | SO | 2B | 3B | HR | AVG | WP | HP | BK | SFA | SHA |
|--------------|-------------|------------|----------|----------|----------|----------|----------|------------|----------|----------|----------|----------|----------|----------|----------|----------|----------|----------|----------|----------|----------|----------|
| 2021 | 0.00 | 0-0 | 1 | 0 | 0 | 0 | 0 | 1.1 | 0 | 0 | 0 | 3 | 1 | 0 | 0 | 0 | - | 0 | 0 | 0 | 0 | 0 |
| 2022 | 1.50 | 0-0 | 5 | 1 | 0 | 0 | 1 | 4.2 | 5 | 1 | 1 | 6 | 2 | 1 | 0 | 0 | - | 0 | 0 | 0 | 0 | 0 |
| 2023 | | | | | | | | | | | | | | | | | | | | | | |
| TOTAL | 1.17 | 0-0 | 6 | 1 | 0 | 0 | 1 | 6.0 | 5 | 1 | 1 | 9 | 3 | 1 | 0 | 0 | - | 0 | 0 | 0 | 0 | 0 |



38

#38 • CHLOE TEMPLES • LEFT-HANDED PITCHER • 5-7 • SR • MARIANNA, FL • MARIANNA HS/STETSON

Personal

- Has three siblings; majoring in microbiology and minoring in Spanish
- Likes pickle juice but not pickles

At BYU

- 2022 All-WCC Second Team
- Posted the second-best ERA (2.12) on the team last season; recorded 140 strikeouts in 115.2 innings pitched
- Finished with a 15-3 record in 25 appearances and 17 games started, with eight complete games

Before BYU

- Played two seasons at Stetson before transferring to BYU for the 2022 season
- Ranked 9th nationally by DI Softball after the shortened 2020 season

2023 GAME-BY-GAME STATISTICS

2023 BYU Softball
Individual Game-by-Game for BYU Cougars (as of Feb 16, 2023)

#38 TEMPLES, Chloe - 2 appearances (All games)

| Date | Opponent | GS | IP | H | R | ER | BB | SO | 2B | 3B | HR | WP | BK | HBP | IBB | Score | W-L | Sv | ERA | NP |
|--------|-----------------------|----|------|---|---|----|----|----|----|----|----|----|----|-----|-----|-------|-----|----|------|----|
| Feb 09 | vs UNC | * | 7.0 | 4 | 2 | 2 | 4 | 6 | 1 | 0 | 0 | 2 | 0 | 0 | 0 | 0-2 | 0-1 | 0 | 2.00 | 77 |
| Feb 11 | vs North Dakota State | * | 5.0 | 4 | 1 | 1 | 1 | 3 | 0 | 0 | 0 | 0 | 0 | 1 | 0 | 10-1 | 1-1 | 0 | 1.75 | 61 |
| Totals | | 2 | 12.0 | 8 | 3 | 3 | 5 | 9 | 1 | 0 | 0 | 2 | 0 | 1 | 0 | 10-3 | 1-1 | 0 | 1.75 | - |

SEASON HIGHS

| Category | No. | Opponent (Last) | Date |
|-------------|-----|-------------------------|---------|
| IP | 7.0 | North Carolina | 2.9.23 |
| Hits | 4 | 2x (North Dakota State) | 2.11.23 |
| Runs | 2 | North Carolina | 2.9.23 |
| Earned Runs | 2 | North Carolina | 2.9.23 |
| Walks | 4 | North Carolina | 2.9.23 |
| Strikeouts | 6 | North Carolina | 2.9.23 |
| Pitches | 77 | North Carolina | 2.9.23 |

CAREER HIGHS

| Category | No. | Opponent (Last) | Date |
|-------------|------|----------------------|----------|
| IP | 10.0 | @ Florida Gulf Coast | 5.7.21* |
| Hits | 12 | @ Florida Gulf Coast | 3.14.21* |
| Runs | 7 | 3x (Jacksonville) | 4.2.21* |
| Earned Runs | 7 | South Dakota | 3.6.21* |
| Walks | 4 | 3x (Bellarmine) | 4.10.21* |
| Strikeouts | 15 | Saint Mary's | 5.13.22 |
| Pitches | 144 | Jacksonville | 4.2.21* |



| Year | ERA | W-L | APP | GS | CG | SHO | SV | IP | H | R | ER | BB | SO | 2B | 3B | HR | AVG | WP | HP | BK | SFA | SHA |
|--------------|-------------|--------------|-----------|-----------|-----------|----------|----------|--------------|------------|------------|------------|-----------|------------|-----------|----------|-----------|----------|-----------|-----------|----------|-----------|-----------|
| 2020* | 1.94 | 10-6 | 17 | 15 | 14 | 3 | 0 | 108 | 81 | 34 | 30 | 19 | 84 | 11 | 1 | 9 | - | 7 | 12 | 0 | 0 | 10 |
| 2021* | 3.32 | 4-14 | 29 | 18 | 15 | 1 | 0 | 122.1 | 128 | 74 | 58 | 32 | 88 | 16 | 4 | 11 | - | 15 | 6 | 0 | 9 | 12 |
| 2022 | 2.12 | 15-3 | 25 | 17 | 8 | 4 | 2 | 115.2 | 95 | 39 | 35 | 26 | 140 | 11 | 2 | 9 | - | 9 | 6 | 0 | 0 | 6 |
| 2023 | 1.75 | 1-1 | 2 | 2 | 2 | 0 | 0 | 12.0 | 8 | 3 | 3 | 5 | 9 | 1 | 0 | 0 | .222 | 2 | 1 | 0 | 1 | 2 |
| TOTAL | 2.46 | 30-24 | 63 | 52 | 39 | 8 | 2 | 358.0 | 312 | 150 | 126 | 82 | 321 | 39 | 7 | 29 | - | 33 | 25 | 0 | 10 | 30 |

*Stetson



SEASON HIGHS

| Category | No. | Opponent (Last) | Date |
|--------------|-----|-----------------|------|
| Hits | | | |
| Doubles | | | |
| Triples | | | |
| Home Runs | | | |
| RBI | | | |
| Walks | | | |
| At Bats | | | |
| Stolen Bases | | | |

CAREER HIGHS

| Category | No. | Opponent (Last) | Date |
|--------------|-----|-----------------|------|
| Hits | | | |
| Doubles | | | |
| Triples | | | |
| Home Runs | | | |
| RBI | | | |
| Walks | | | |
| At Bats | | | |
| Stolen Bases | | | |



#40 • JOLEE BENSON • CATCHER • 5-7 • CATCHER/OUTFIELDER • GILBERT, AZ • GILBERT HS

Personal

- Has two older brothers and one sister-in-law
- Played piano and French horn; enjoys cooking, drawing, reading and biology

Before BYU

- Four-year varsity starter
- Three-time all region
- All-conference
- Also played varsity volleyball
- Played club ball for Hotshots Gold

2023 GAME-BY-GAME STATISTICS

| Date | Opponent | AB | R | HR | RBI | 2B | 3B | HR | BB | SB | CS | HBP | SAC | SF | GDP | K | PO | A | E | AVG | |
|------|--------------------|----|---|----|-----|----|----|----|----|----|----|-----|-----|----|-----|---|----|---|---|-----|---|
| 2.9 | North Carolina | - | - | - | - | - | - | - | - | - | - | - | - | - | - | - | - | - | - | - | - |
| 2.9 | Wisconsin | - | - | - | - | - | - | - | - | - | - | - | - | - | - | - | - | - | - | - | - |
| 2.10 | Maryland | - | - | - | - | - | - | - | - | - | - | - | - | - | - | - | - | - | - | - | - |
| 2.11 | North Dakota State | - | - | - | - | - | - | - | - | - | - | - | - | - | - | - | - | - | - | - | - |
| 2.16 | @ Arizona State | - | - | - | - | - | - | - | - | - | - | - | - | - | - | - | - | - | - | - | - |
| 2.17 | Portland State | - | - | - | - | - | - | - | - | - | - | - | - | - | - | - | - | - | - | - | - |
| 2.17 | Oregon State | - | - | - | - | - | - | - | - | - | - | - | - | - | - | - | - | - | - | - | - |
| 2.18 | Illinois State | - | - | - | - | - | - | - | - | - | - | - | - | - | - | - | - | - | - | - | - |
| 2.18 | DePaul | - | - | - | - | - | - | - | - | - | - | - | - | - | - | - | - | - | - | - | - |
| 2.23 | Missouri | - | - | - | - | - | - | - | - | - | - | - | - | - | - | - | - | - | - | - | - |
| 2.23 | Texas A&M | - | - | - | - | - | - | - | - | - | - | - | - | - | - | - | - | - | - | - | - |
| 2.24 | San Diego State | - | - | - | - | - | - | - | - | - | - | - | - | - | - | - | - | - | - | - | - |
| 2.25 | Long Beach State | - | - | - | - | - | - | - | - | - | - | - | - | - | - | - | - | - | - | - | - |
| 3.2 | Oregon State | - | - | - | - | - | - | - | - | - | - | - | - | - | - | - | - | - | - | - | - |
| 3.3 | Portland State | - | - | - | - | - | - | - | - | - | - | - | - | - | - | - | - | - | - | - | - |
| 3.3 | UNLV | - | - | - | - | - | - | - | - | - | - | - | - | - | - | - | - | - | - | - | - |
| 3.4 | Idaho State | - | - | - | - | - | - | - | - | - | - | - | - | - | - | - | - | - | - | - | - |
| 3.15 | Utah | - | - | - | - | - | - | - | - | - | - | - | - | - | - | - | - | - | - | - | - |
| 3.17 | @ Iowa State | - | - | - | - | - | - | - | - | - | - | - | - | - | - | - | - | - | - | - | - |
| 3.17 | @ Iowa State | - | - | - | - | - | - | - | - | - | - | - | - | - | - | - | - | - | - | - | - |
| 3.18 | Omaha | - | - | - | - | - | - | - | - | - | - | - | - | - | - | - | - | - | - | - | - |
| 3.18 | Omaha | - | - | - | - | - | - | - | - | - | - | - | - | - | - | - | - | - | - | - | - |
| 3.21 | Boise State | - | - | - | - | - | - | - | - | - | - | - | - | - | - | - | - | - | - | - | - |
| 3.23 | Utah State | - | - | - | - | - | - | - | - | - | - | - | - | - | - | - | - | - | - | - | - |
| 3.25 | Idaho State | - | - | - | - | - | - | - | - | - | - | - | - | - | - | - | - | - | - | - | - |
| 3.25 | Idaho State | - | - | - | - | - | - | - | - | - | - | - | - | - | - | - | - | - | - | - | - |
| 3.27 | @ Utah Tech | - | - | - | - | - | - | - | - | - | - | - | - | - | - | - | - | - | - | - | - |
| 3.30 | @ LSU | - | - | - | - | - | - | - | - | - | - | - | - | - | - | - | - | - | - | - | - |
| 3.31 | Louisiana Tech | - | - | - | - | - | - | - | - | - | - | - | - | - | - | - | - | - | - | - | - |
| 3.31 | @ LSU | - | - | - | - | - | - | - | - | - | - | - | - | - | - | - | - | - | - | - | - |
| 4.1 | NC State | - | - | - | - | - | - | - | - | - | - | - | - | - | - | - | - | - | - | - | - |
| 4.4 | @ Idaho State | - | - | - | - | - | - | - | - | - | - | - | - | - | - | - | - | - | - | - | - |
| 4.7 | @ Santa Clara | - | - | - | - | - | - | - | - | - | - | - | - | - | - | - | - | - | - | - | - |
| 4.7 | @ Santa Clara | - | - | - | - | - | - | - | - | - | - | - | - | - | - | - | - | - | - | - | - |
| 4.8 | @ Santa Clara | - | - | - | - | - | - | - | - | - | - | - | - | - | - | - | - | - | - | - | - |
| 4.11 | Utah Valley | - | - | - | - | - | - | - | - | - | - | - | - | - | - | - | - | - | - | - | - |
| 4.14 | @ LMU | - | - | - | - | - | - | - | - | - | - | - | - | - | - | - | - | - | - | - | - |
| 4.15 | @ LMU | - | - | - | - | - | - | - | - | - | - | - | - | - | - | - | - | - | - | - | - |
| 4.15 | @ LMU | - | - | - | - | - | - | - | - | - | - | - | - | - | - | - | - | - | - | - | - |
| 4.17 | Stanford | - | - | - | - | - | - | - | - | - | - | - | - | - | - | - | - | - | - | - | - |
| 4.19 | @ Utah Valley | - | - | - | - | - | - | - | - | - | - | - | - | - | - | - | - | - | - | - | - |
| 4.26 | Utah Tech | - | - | - | - | - | - | - | - | - | - | - | - | - | - | - | - | - | - | - | - |
| 4.28 | San Diego | - | - | - | - | - | - | - | - | - | - | - | - | - | - | - | - | - | - | - | - |
| 4.28 | San Diego | - | - | - | - | - | - | - | - | - | - | - | - | - | - | - | - | - | - | - | - |
| 4.29 | San Diego | - | - | - | - | - | - | - | - | - | - | - | - | - | - | - | - | - | - | - | - |
| 5.1 | UCLA | - | - | - | - | - | - | - | - | - | - | - | - | - | - | - | - | - | - | - | - |
| 5.5 | Pacific | - | - | - | - | - | - | - | - | - | - | - | - | - | - | - | - | - | - | - | - |
| 5.5 | Pacific | - | - | - | - | - | - | - | - | - | - | - | - | - | - | - | - | - | - | - | - |
| 5.6 | Pacific | - | - | - | - | - | - | - | - | - | - | - | - | - | - | - | - | - | - | - | - |
| 5.12 | @ Saint Mary's | - | - | - | - | - | - | - | - | - | - | - | - | - | - | - | - | - | - | - | - |
| 5.13 | @ Saint Mary's | - | - | - | - | - | - | - | - | - | - | - | - | - | - | - | - | - | - | - | - |
| 5.13 | @ Saint Mary's | - | - | - | - | - | - | - | - | - | - | - | - | - | - | - | - | - | - | - | - |

| Year | AVG | GP/GS | AB | R | H | 2B | 3B | HR | RBI | TB | SLG% | BB | HBP | SO | GDP | OB% | SF | SH | SB/ATT | PO | A | E | FLD% |
|--------------|-----|-------|----|---|---|----|----|----|-----|----|------|----|-----|----|-----|-----|----|----|--------|----|---|---|------|
| 2023 | | | | | | | | | | | | | | | | | | | | | | | |
| TOTAL | | | | | | | | | | | | | | | | | | | | | | | |



44

#44 • HINA HUBER • RIGHT-HANDED PITCHER • 5-7 • FR • MESA, AZ • MOUNTAIN VIEW HS

Before BYU

- 2022 First-Team All-Region Pitcher of the Year
- All-State Scholar Athlete
- 2021 All-Arizona All-Academic
- 2019 Second-Team All-Region

2023 GAME-BY-GAME STATISTICS

2023 BYU Softball
Individual Game-by-Game for BYU Cougars (as of Feb 16, 2023)

#44 HUBER, Hina - 1 game (All games)

| Date | Opponent | Pos | AB | R | H | RBI | 2B | 3B | HR | BB | SB | CS | HBP | SAC | SF | GDP | K | PO | A | E | Avg | |
|--------|----------|-----|----|---|---|-----|----|----|----|----|----|----|-----|-----|----|-----|---|----|---|---|-----|------|
| Totals | | Ogs | 0 | 0 | 0 | 0 | 0 | 0 | 0 | 0 | 0 | 0 | 0 | 0 | 0 | 0 | 0 | 0 | 0 | 0 | 0 | .000 |

On base pct. .000 • Slugging pct. .000

#44 HUBER, Hina - 1 appearance (All games)

| Date | Opponent | GS | IP | H | R | ER | BB | SO | 2B | 3B | HR | WP | BK | HBP | IBB | Score | W-L | Sv | ERA | NP |
|--------|-----------------------|----|-----|---|---|----|----|----|----|----|----|----|----|-----|-----|-------|-----|----|-------|----|
| Feb 10 | vs Maryland Terrapins | | 1.1 | 4 | 2 | 2 | 0 | 0 | 0 | 0 | 0 | 0 | 0 | 0 | 0 | 2-10 | 0-0 | 0 | 10.50 | 17 |
| Totals | | 0 | 1.1 | 4 | 2 | 2 | 0 | 0 | 0 | 0 | 0 | 0 | 0 | 0 | 0 | 2-10 | 0-0 | 0 | 10.50 | - |

SEASON HIGHS

| Category | No. | Opponent (Last) | Date |
|-------------|-----|-----------------|---------|
| IP | 1.1 | Maryland | 2.10.23 |
| Hits | 4 | Maryland | 2.10.23 |
| Runs | 2 | Maryland | 2.10.23 |
| Earned Runs | 2 | Maryland | 2.10.23 |
| Walks | | | |
| Strikeouts | | | |
| Pitches | | | |

CAREER HIGHS

| Category | No. | Opponent (Last) | Date |
|-------------|-----|-----------------|---------|
| IP | 1.1 | Maryland | 2.10.23 |
| Hits | 4 | Maryland | 2.10.23 |
| Runs | 2 | Maryland | 2.10.23 |
| Earned Runs | 2 | Maryland | 2.10.23 |
| Walks | | | |
| Strikeouts | | | |
| Pitches | | | |



| Year | ERA | W-L | APP | GS | CG | SHO | SV | IP | H | R | ER | BB | SO | 2B | 3B | HR | AVG | WP | HP | BK | SFA | SHA |
|-------|-------|-----|-----|----|----|-----|----|-----|---|---|----|----|----|----|----|----|------|----|----|----|-----|-----|
| 2023 | 10.50 | 0-0 | 1 | 0 | 0 | 0 | 0 | 1.1 | 4 | 2 | 2 | 0 | 0 | 0 | 0 | 0 | .500 | 0 | 0 | 0 | 0 | 0 |
| TOTAL | 10.50 | 0-0 | 1 | 0 | 0 | 0 | 0 | 1.1 | 4 | 2 | 2 | 0 | 0 | 0 | 0 | 0 | .500 | 0 | 0 | 0 | 0 | 0 |



50

#50 • AILANA AGBAYANI • SHORTSTOP/RIGHT-HANDED PITCHER • 5-4 • FR • MILILANI MAUKA, HI • IOLANI SCHOOL

Personal

- Father is former MLB player Benny Agbayani; mother, Niela, played softball at the University of Hawai'i
- Sister, Aleia, plays softball at Cal

Before BYU

- 2021 Hawai'i Gatorade Player of the Year
- 2019 Hawai'i state champion
- 2019 Hawai'i Pitcher of the Year
- 2021 Raider Award
- Played club ball for the OC Batbusters

SEASON HIGHS

| Category | No. | Opponent (Last) | Date |
|--------------|-----|--------------------|---------|
| Hits | 1 | 2x (Maryland) | 2.10.23 |
| Doubles | | | |
| Triples | | | |
| Home Runs | | | |
| RBI | | | |
| Walks | | | |
| At Bats | 4 | North Dakota State | 2.11.23 |
| Stolen Bases | | | |

CAREER HIGHS

| Category | No. | Opponent (Last) | Date |
|--------------|-----|--------------------|---------|
| Hits | 1 | 2x (Maryland) | 2.10.23 |
| Doubles | | | |
| Triples | | | |
| Home Runs | | | |
| RBI | | | |
| Walks | | | |
| At Bats | 4 | North Dakota State | 2.11.23 |
| Stolen Bases | | | |



2023 GAME-BY-GAME STATISTICS

2023 BYU Softball
Individual Game-by-Game for BYU Cougars (as of Feb 16, 2023)

#50 AGBAYANI, Ailana - 4 games (All games)

| Date | Opponent | Pos | AB | R | H | RBI | 2B | 3B | HR | BB | SB | CS | HBP | SAC | SF | GDP | K | PO | A | E | Avg |
|--------|-----------------------|-------|----|---|---|-----|----|----|----|----|----|----|-----|-----|----|-----|---|----|---|---|------|
| Feb 09 | vs UNC | *ss | 3 | 0 | 0 | 0 | 0 | 0 | 0 | 0 | 0 | 0 | 0 | 0 | 0 | 0 | 0 | 2 | 2 | 0 | .000 |
| Feb 09 | vs Wisconsin | *ss | 3 | 1 | 1 | 0 | 0 | 0 | 0 | 0 | 0 | 0 | 0 | 0 | 0 | 0 | 1 | 2 | 0 | 0 | .167 |
| Feb 10 | vs Maryland Terrapins | *ss/p | 3 | 1 | 1 | 0 | 0 | 0 | 0 | 0 | 0 | 0 | 0 | 0 | 0 | 0 | 0 | 1 | 1 | 2 | .222 |
| Feb 11 | vs North Dakota State | *ss | 4 | 1 | 0 | 0 | 0 | 0 | 0 | 0 | 0 | 0 | 0 | 0 | 0 | 0 | 0 | 1 | 1 | 0 | .154 |
| Totals | | 4gs | 13 | 3 | 2 | 0 | 0 | 0 | 0 | 0 | 0 | 0 | 0 | 0 | 0 | 0 | 2 | 6 | 4 | 0 | .154 |

On base pct. .154 • Slugging pct. .154

#50 AGBAYANI, Ailana - 1 appearance (All games)

| Date | Opponent | GS | IP | H | R | ER | BB | SO | 2B | 3B | HR | WP | BK | HBP | IBB | Score | W-L | Sv | ERA | NP |
|--------|-----------------------|----|-----|---|---|----|----|----|----|----|----|----|----|-----|-----|-------|-----|----|-------|----|
| Feb 10 | vs Maryland Terrapins | | 0.2 | 2 | 1 | 1 | 0 | 1 | 0 | 0 | 0 | 0 | 0 | 1 | 0 | 2-10 | 0-0 | 0 | 10.50 | 12 |
| Totals | | 0 | 0.2 | 2 | 1 | 1 | 0 | 1 | 0 | 0 | 0 | 0 | 0 | 1 | 0 | 2-10 | 0-0 | 0 | 10.50 | - |

| Year | AVG | GP/GS | AB | R | H | 2B | 3B | HR | RBI | TB | SLG% | BB | HBP | SO | GDP | OB% | SF | SH | SB/ATT | PO | A | E | FLD% |
|-------------------|-------------|------------|-----------|----------|----------|----------|----------|----------|----------|----------|-------------|----------|----------|----------|----------|-------------|----------|----------|------------|----------|----------|----------|--------------|
| 2023 | .154 | 4/4 | 13 | 3 | 2 | 0 | 0 | 0 | 0 | 2 | .154 | 0 | 0 | 2 | 0 | .154 | 0 | 0 | 0/0 | 6 | 4 | 0 | 1.000 |
| TOTAL 2023 | .154 | 4/4 | 13 | 3 | 2 | 0 | 0 | 0 | 0 | 0 | .154 | 0 | 0 | 2 | 0 | .154 | 0 | 0 | 0/0 | 6 | 4 | 0 | 1.000 |



#51 • LEXIE BENNETT • OUTFIELDER • 5-7 • FR • SCOTTSBORO, AL • SCOTTSBORO HS

Before BYU

- Three-time All-State (2021, 2019 and 2018)
- 2022 Alabama Top 20 player
- 2022 All-Region Top 20 player
- Three-time Offensive MVP (2021, 2019 and 2018)
- Played in the North/South All-Star game in Summer 2021
- 2020-21 basketball defensive MVP
- 2020-21 overall MVP
- Four-time STAR recipient

2023 GAME-BY-GAME STATISTICS

2023 BYU Softball
Individual Game-by-Game for BYU Cougars (as of Feb 16, 2023)

#51 BENNETT, Lexie - 2 games (All games)

| Date | Opponent | Pos | AB | R | H | RBI | 2B | 3B | HR | BB | SB | CS | HBP | SAC | SF | GDP | K | PO | A | E | Avg | |
|--------|----------|-----|----|---|---|-----|----|----|----|----|----|----|-----|-----|----|-----|---|----|---|---|-----|------|
| Totals | | Ogs | 0 | 0 | 0 | 0 | 0 | 0 | 0 | 0 | 0 | 0 | 0 | 0 | 0 | 0 | 0 | 0 | 0 | 0 | 0 | .000 |

On base pct. .000 • Slugging pct. .000

SEASON HIGHS

| Category | No. | Opponent (Last) | Date |
|--------------|-----|-----------------|------|
| Hits | | | |
| Doubles | | | |
| Triples | | | |
| Home Runs | | | |
| RBI | | | |
| Walks | | | |
| At Bats | | | |
| Stolen Bases | | | |

CAREER HIGHS

| Category | No. | Opponent (Last) | Date |
|--------------|-----|-----------------|------|
| Hits | | | |
| Doubles | | | |
| Triples | | | |
| Home Runs | | | |
| RBI | | | |
| Walks | | | |
| At Bats | | | |
| Stolen Bases | | | |



| Year | AVG | GP/GS | AB | R | H | 2B | 3B | HR | RBI | TB | SLG% | BB | HBP | SO | GDP | OB% | SF | SH | SB/ATT | PO | A | E | FLD% |
|--------------|-----|------------|----|---|---|----|----|----|-----|----|------|----|-----|----|-----|-----|----|----|--------|----|---|---|------|
| 2023 | | 2/0 | | | | | | | | | | | | | | | | | | | | | |
| TOTAL | | 2/0 | | | | | | | | | | | | | | | | | | | | | |



54

#54 • HUNTYA AVA • FIRST BASE • 5-10 • SR • ROSE PARK, UT • WEST HS

Personal

• Has two sisters and one brother; majoring in family studies

At BYU

- 2022 NFCA All-Pacific Region Second Team & All-WCC First Team
- Led the team in batting average (.409) and walks (23), finishing second on the team in hits (60), RBI (53) and home runs (16) last season
- 2021 All-WCC Second Team; started in all 49 games played in
- Recorded 15 multiple-hit games and 13 multiple-RBI games in 2021
- Ranked No. 3 in slugging percentage (.690) and No. 5 in homers among all freshman in BYU history despite the season being suspended after 23 games due to COVID-19
- Led the team in at-bats (71), homers (8), RBI (28) and fielding percentage (.994 - 172 putouts) as a freshman in 2019

2023 GAME-BY-GAME STATISTICS

2023 BYU Softball
Individual Game-by-Game for BYU Cougars (as of Feb 16, 2023)

#54 AVA, Huntia - 4 games (All games)

| Date | Opponent | Pos | AB | R | H | RBI | 2B | 3B | HR | BB | SB | CS | HBP | SAC | SF | GDP | K | PO | A | E | Avg |
|--------|-----------------------|-----|----|---|---|-----|----|----|----|----|----|----|-----|-----|----|-----|---|----|---|---|------|
| Feb 09 | vs UNC | *1b | 3 | 0 | 0 | 0 | 0 | 0 | 0 | 0 | 0 | 0 | 0 | 0 | 0 | 0 | 0 | 11 | 0 | 0 | .000 |
| Feb 09 | vs Wisconsin | *1b | 3 | 0 | 1 | 0 | 0 | 0 | 0 | 0 | 0 | 0 | 0 | 0 | 0 | 0 | 1 | 5 | 0 | 0 | .167 |
| Feb 10 | vs Maryland Terrapins | *1b | 2 | 0 | 0 | 0 | 0 | 0 | 1 | 0 | 0 | 0 | 0 | 0 | 0 | 0 | 0 | 1 | 0 | 0 | .125 |
| Feb 11 | vs North Dakota State | *1b | 3 | 0 | 2 | 3 | 0 | 0 | 0 | 0 | 0 | 0 | 0 | 0 | 0 | 0 | 0 | 7 | 0 | 0 | .273 |
| Totals | | 4gs | 11 | 0 | 3 | 4 | 0 | 0 | 1 | 0 | 0 | 0 | 0 | 0 | 0 | 0 | 1 | 24 | 0 | 0 | .273 |

On base pct. .333 • Slugging pct. .273

SEASON HIGHS

| Category | No. | Opponent (Last) | Date |
|--------------|-----|-------------------------|---------|
| Hits | 2 | North Dakota State | 2.11.23 |
| Doubles | | | |
| Triples | | | |
| Home Runs | | | |
| RBI | 3 | North Dakota State | 2.11.23 |
| Walks | 2 | Maryland | |
| At Bats | 3 | 3x (North Dakota State) | 2.11.23 |
| Stolen Bases | | | |

CAREER HIGHS

| Category | No. | Opponent (Last) | Date |
|--------------|-----|--------------------|---------|
| Hits | 4 | @ Utah Valley | 5.4.22 |
| Doubles | 1 | 16x (@ Pacific) | 5.6.22 |
| Triples | - | | |
| Home Runs | 2 | 4x (Saint Mary's) | 5.14.22 |
| RBI | 5 | 2x (Southern Utah) | 4.27.22 |
| Walks | 3 | Idaho State | 4.13.21 |
| At Bats | 4 | 10x (@ Pacific) | 5.6.22 |
| Stolen Bases | 1 | @ Utah Valley | 4.20.22 |



| Year | AVG | GP/GS | AB | R | H | 2B | 3B | HR | RBI | TB | SLG% | BB | HBP | SO | GDP | OB% | SF | SH | SB/ATT | PO | A | E | FLD% |
|--------------|-------------|----------------|------------|-----------|------------|-----------|----------|-----------|------------|------------|-------------|-----------|----------|-----------|----------|-------------|----------|----------|------------|------------|-----------|----------|-------------|
| 2020 | .324 | 23/22 | 71 | 10 | 23 | 2 | 0 | 8 | 28 | 49 | .690 | 4 | 2 | 14 | 1 | .367 | 2 | 1 | 0/0 | 172 | 4 | 1 | .994 |
| 2021 | .307 | 49/49 | 137 | 16 | 42 | 5 | 0 | 11 | 40 | 80 | .584 | 20 | 2 | 21 | 0 | .398 | 2 | 1 | 2/2 | 148 | 2 | 2 | .987 |
| 2022 | .408 | 52/52 | 147 | 31 | 60 | 9 | 0 | 16 | 53 | 117 | .796 | 23 | 4 | 11 | 1 | .494 | 2 | 3 | 1/2 | 324 | 8 | 2 | .994 |
| 2023 | .273 | 4/4 | 11 | 0 | 3 | 0 | 0 | 0 | 4 | 3 | .273 | 1 | 0 | 1 | 0 | .333 | 0 | 0 | 0/0 | 24 | 0 | 0 | 1.000 |
| TOTAL | .350 | 128/127 | 366 | 57 | 128 | 16 | 0 | 35 | 125 | 249 | .680 | 48 | 8 | 47 | 2 | .430 | 6 | 5 | 3/4 | 668 | 14 | 5 | .993 |



55

#55 • MARTHA EPENESA • THIRD BASE • 5-10 • SR • MORENO VALLEY, CA • VALLEY VIEW HS

Personal

- Has two brothers, Ieti and Elijah
- Uncle played football for the Iowa Hawkeyes; cousin A.J. Epenesa currently plays for the Buffalo Bills

At BYU

- Two-time All-WCC First Team (2022, 2021)
- Started all 52 of the Cougars' games in 2022
- Hit the third most (9) home runs on the team last season
- Team-leading 21-game reached base streak in 2021
- Played in all 23 games in 2020, starting 20 of them before the season was suspended due to COVID-19
- Played in 24 games as a freshman in 2019, starting eight of them
- Redshirted the 2018 season

2023 GAME-BY-GAME STATISTICS

2023 BYU Softball
Individual Game-by-Game for BYU Cougars (as of Feb 16, 2023)

#55 EPENESA, Martha - 2 games (All games)

| Date | Opponent | Pos | AB | R | H | RBI | 2B | 3B | HR | BB | SB | CS | HBP | SAC | SF | GDP | K | PO | A | E | Avg | |
|--------|--------------|-----|----|---|---|-----|----|----|----|----|----|----|-----|-----|----|-----|---|----|---|---|-----|------|
| Feb 09 | vs UNC | *3b | 3 | 0 | 0 | 0 | 0 | 0 | 0 | 0 | 0 | 0 | 0 | 0 | 0 | 0 | 0 | 0 | 0 | 0 | 0 | .000 |
| Feb 09 | vs Wisconsin | ph | 1 | 0 | 0 | 0 | 0 | 0 | 0 | 0 | 0 | 0 | 0 | 0 | 0 | 0 | 1 | 0 | 0 | 0 | 0 | .000 |
| Totals | | 1gs | 4 | 0 | 0 | 0 | 0 | 0 | 0 | 0 | 0 | 0 | 0 | 0 | 0 | 0 | 1 | 0 | 0 | 0 | 0 | .000 |

On base pct. .000 • Slugging pct. .000

SEASON HIGHS

| Category | No. | Opponent (Last) | Date |
|--------------|-----|-----------------|--------|
| Hits | | | |
| Doubles | | | |
| Triples | | | |
| Home Runs | | | |
| RBI | | | |
| Walks | | | |
| At Bats | 3 | North Carolina | 2.9.23 |
| Stolen Bases | | | |

CAREER HIGHS

| Category | No. | Opponent (Last) | Date |
|--------------|-----|----------------------|---------|
| Hits | 4 | @ Pacific | 5.7.22 |
| Doubles | 2 | 2x (Rutgers) | 3.11.22 |
| Triples | - | - | - |
| Home Runs | 1 | x (Saint Mary's) | 5.13.22 |
| RBI | 5 | Dixie State | 5.10.21 |
| Walks | 3 | 2x (Saint Mary's) | 5.13.22 |
| At Bats | 4 | 27x (Utah State) | 5.10.22 |
| Stolen Bases | 1 | 3x (@ Southern Utah) | 5.4.21 |



| Year | AVG | GP/GS | AB | R | H | 2B | 3B | HR | RBI | TB | SLG% | BB | HBP | SO | GDP | OB% | SF | SH | SB/ATT | PO | A | E | FLD% |
|--------------|-------------|----------------|------------|-----------|------------|-----------|----------|-----------|-----------|------------|-------------|-----------|-----------|-----------|----------|-------------|----------|----------|------------|-----------|------------|-----------|-------------|
| 2019 | .120 | 24/8 | 25 | 8 | 3 | 0 | 0 | 0 | 1 | 3 | .120 | 4 | 1 | 5 | 0 | .267 | 0 | 0 | 0/1 | 9 | 9 | 1 | .947 |
| 2020 | .259 | 23/20 | 58 | 8 | 15 | 4 | 0 | 3 | 15 | 28 | .483 | 7 | 4 | 7 | 1 | .371 | 1 | 0 | 0/0 | 22 | 50 | 6 | .923 |
| 2021 | .316 | 48/44 | 114 | 19 | 36 | 6 | 0 | 7 | 29 | 63 | .553 | 20 | 6 | 16 | 2 | .443 | 0 | 3 | 3/3 | 24 | 82 | 9 | .922 |
| 2022 | .349 | 52/52 | 152 | 46 | 53 | 13 | 0 | 9 | 37 | 93 | .612 | 26 | 9 | 13 | 3 | .471 | 0 | 3 | 0/0 | 33 | 101 | 11 | .924 |
| 2023 | .000 | 2/1 | 4 | 0 | 0 | 0 | 0 | 0 | 0 | 0 | .000 | 0 | 0 | 1 | 0 | .000 | 0 | 0 | 0/0 | 0 | 0 | 0 | - |
| TOTAL | .303 | 149/125 | 353 | 81 | 107 | 23 | 0 | 19 | 82 | 187 | .530 | 57 | 20 | 42 | 6 | .427 | 1 | 6 | 3/4 | 88 | 242 | 27 | .924 |



3 MACY SIMMONS
SR • C • 6-0
Chandler, Arizona



4 MALLORY BARBER
SR • INF • 5-6
Spanish Fork, Utah



5 ELLA HERREWIG
FR • UTL • 5-7
Langley, British Columbia



7 ALYSSA PODHURCAK-FOSS
SR • 2B • 5-8
Torrance, California



8 EMMA ANDREWJESKI
SO • C • 6-0
Kahlotus, Washington



11 JAELYNN LAMBERT
SO • OF • 5-6
Temecula, California



12 LAUREN FLANDERS
SR • OF • 5-3
Peachtree City, Georgia



13 DELANEY BAKER
FR • RHP • 6-3
Farmington, Utah



14 ALYSSA AGUILAR
SO • OF • 5-4
Tucson, Arizona



15 TARYN LENNON
JR • OF • 5-6
Buena Park, California



16 BREEZY HAYWARD
FR • INF • 5-8
Tucson, Arizona



17 ALEXIS GILLIO
SO • OF • 5-9
Lafayette, Colorado



18 KAYSEN KORTH
FR • RHP • 5-7
Bluffdale, Utah



20 HAILEY MORROW
FR • C/INF • 5-9
Las Vegas, Nevada




22 MADDIE BEJARANO
JR • OF • 5-5
Cottonwood, Arizona



23 VIOLET ZAVODNIK
JR • OF • 5-8
Murrieta, California



24 ANGELINA CAMEN
SO • RHP • 5-7
Tucson, Arizona



28 TRISTEN TURLINGTON
FR • UTL • 5-9
Surprise, Arizona



30 MADDIE UDALL
FR • INF • 5-10
Phoenix, Arizona




33 LO SALCEDO
JR • LHP • 5-5
Anaheim, California



38 CHLOE TEMPLES
SR • LHP • 5-7
Marianna, California



40 JOLEE BENSON
FR • C • 5-7
Gilbert, Arizona



44 HINA HUBER
FR • RHP • 5-7
Mesa, Arizona



50 AILANA AGBAYANI
FR • SS/RHP • 5-4
Mililani, Hawaii



51 LEXIE BENNETT
FR • OF • 5-7
Statesboro, Alabama



54 HUNTYR AVA
SR • 1B • 5-10
Rosepark, Utah



55 MARTHA EPENESA
SR • 3B • 5-10
Moreno Valley, California



GORDON EAKIN
Head Coach
21st Season (24th at BYU)



PETE MEREDITH
Associate Head Coach
10th Season



TODD JUDGE
Assistant Coach
1st Season (2nd at BYU)



ELIZABETH BOYDSTON
Volunteer Assistant Coach
1st Season



ALLIE HANCOCK-SCHNEEMAN
Director of Operations
1st Season (7th at BYU)