

# 2011-12 BYU BASKETBALL GAME NOTES



**Game 31 — BYU (23-7, 11-4) vs. Portland (6-22, 3-12)**  
 Provo, Utah • Marriott Center (22,700) • 4 p.m. MST  
**TV:** BYUtv  
**TV Talent:** Dave McCann (play-by-play) and Steve Cleveland (analyst)  
**Live Video:** BYUtv.org  
**Radio:** KSL 102.7 FM / 1160 AM  
 BYU Radio - Sirius XM 143  
**Radio Talent:** Greg Wrubell (play-by-play) and Mark Durrant (analyst)  
**Live Audio:** KSL.com  
**Live Stats:** BYUcougars.com

## 2011-12 SCHEDULE

All times local to site

### OCTOBER

26 Wed	Cougar Tipoff (Exhibition)	74-71
29 Sat	Midwestern State (Ex-BYUtv) W	91-74

### NOVEMBER

4 Fri	Dixie State (Ex-BYUtv)	W, 96-85
11 Fri	@ Utah State (KCSG)	L, 62-69
15 Tue	BYU-Hawaii (BYUtv)	W, 73-52
18 Fri	Longwood (BYUtv)*	W, 92-60
22 Tue	Prairie View A&M (BYUtv)*	W, 90-51
25 Fri	vs. Nevada (BYUtv)*	W, 76-55
26 Sat	vs. Wisconsin*	L, 56-73
30 Wed	vs. Northern Arizona (BYUtv) ^	W, 87-52
Tim's Toyota Center		

### DECEMBER

3 Sat	vs. Oregon (ESPN2)	W, 79-65
EnergySolutions Arena		
7 Wed	Weber State (BYUtv)	W, 94-66
10 Sat	@ Utah (FSN)	W, 61-42
17 Sat	Baylor (BYUtv)	L, 83-86
20 Tue	Buffalo (BYUtv)	W, 93-78
22 Thu	UC Santa Barbara (BYUtv)	W, 89-75
27 Tue	Cal State San Marcos (BYUtv)	W, 79-51
29 Thu	@ Saint Mary's (ESPN2)	L, 82-98
31 Sat	San Diego (BYUtv)	W, 88-52

### JANUARY

5 Thu	@ Loyola Marymount	W, 73-65
7 Sat	San Francisco (BYUtv)	W, 81-56
14 Sat	Santa Clara (ESPN2)	W, 95-78
16 Mon	@ San Diego (BYUtv)	W, 82-63
19 Thu	Loyola Marymount (BYUtv)	L, 68-82
21 Sat	@ Pepperdine (BYUtv)	W, 77-64
25 Wed	@ Virginia Tech (ESPN3)	W, 70-68
28 Sat	Saint Mary's (ESPN2)	L, 66-80

### FEBRUARY

2 Thu	Gonzaga (ESPN2)	W, 83-73
4 Sat	@ Portland (BYUtv)	W, 79-60
11 Sat	Pepperdine (BYUtv)	W, 86-48
16 Thu	@ San Francisco (ESPN2)	W, 85-84
18 Sat	@ Santa Clara (ESPN2)	W, 82-67
23 Thu	@ Gonzaga (ESPN2)	L, 63-74
25 Sat	Portland (BYUtv)	4 pm
29 Wed	WCC Championships	TBA

### MARCH

1 Thu	WCC Championships	TBA
2 Fri	WCC Championships (ESPN2)	TBA
3 Sat	WCC Championships (ESPN2)	TBA
5 Mon	WCC Championships (ESPN/ESPN2)	TBA

\* Chicago Invitational Challenge

^ Lumberjack Classic

## BYU ATHLETIC COMMUNICATIONS

30 Smith Fieldhouse • Provo, Utah 84602 • BYUcougars.com • (801) 422-8948  
 MBB Contact: Kyle Chilton • O: (801) 422-4909 • C: (801) 372-2080 • kyle\_chilton@byu.edu

### BYU Cougars

2011-12 Record	23-7
WCC Record	11-4
Head Coach	Dave Rose
Alma Mater	Houston, 1983
Career Record	182-52 (7th)
Record at BYU	Same

### Portland

2011-12 Record	6-22
WCC Record	3-12
Head Coach	Eric Reveno
Alma Mater	Stanford, 1989
Career Record	84-103 (6th)
Record at Portland	Same

### Series Information

BYU leads	6-0
Last Meeting	Feb. 29 - March 5
BYU won	79-60, 2/4/12
In Provo	3-0
At Portland	3-0
Neutral	0-0

### Up Next

WCC Tournament	Feb. 29 - March 5
TV	BYUtv, ESPN2, ESPN
Radio	KSL Newsradio
Online Audio	KSL.com

## QUICK HITS

- BYU can wrap up the No. 3 seed in the Zappos.com WCC Championships with a win on Saturday against Portland. The No. 3 and 4 seeds receive a bye to the quarterfinals on Friday.
- BYU is looking to win its 12th conference game for the seventh-straight season, all under Dave Rose. The Cougars have won at least 10 conference games in seven-straight seasons for the first time in program history.

## PROJECTED STARTERS



### #10 • Matt Carlino • G

6-2 • 175 • Fr.  
 Scottsdale, Ariz.  
 Bloomington South HS

Pts	Reb	Ast	Stl
13.2	3.3	4.5	1.6

Has scored in double figures in 14 games ... has hit a 3-pointer in 16 of 20 games ... has posted 6-plus assists seven times ... had a career-best 30 points and 4 steals at San Francisco ... posted a double-double against Buffalo with 10 points, 11 assists ... had 21 points, 8 assists vs. SCU ... posted 18 points, 5 assists vs. Gonzaga



### #20 • Anson Winder • G

6-3 • 195 • Fr.  
 Las Vegas, Nev.  
 Bishop Gorman HS

Pts	Reb	Ast	Stl
4.6	1.6	1.9	1.1

Has started 12 games, including 6 at point guard and 6 at shooting guard ... has scored in double figures 5 times ... has posted 3-plus steals 7 times ... hit 6 of 7 threes vs. Buffalo, tied for the second-best single-game percentage at BYU ... scored a career-best 20 points vs. the Bulls ... had 10 points, 5 assists and 3 steals vs. Gonzaga



### #1 • Charles Abouo • G

6-5 • 215 • Sr.  
 Abidjan, Cote d'Ivoire  
 Brewster Academy

Pts	Reb	Ast	Stl
11.3	6.3	2.8	1.1

Has started all 30 games ... shooting .438 from the field, .376 from 3 ... has scored in double figures 17 times this season ... had a double-double w/19 points, 16 rebounds vs. Longwood ... posted a double-double w/23 points, 12 boards vs. Pepperdine ... totaled 14 points, 7 boards, 7 assists at USD ... has posted 4-plus assists 11 times and 2-plus steals 11 times




### #34 • Noah Hartsock • F

6-8 • 230 • Sr.  
 Bartlesville, Okla.  
 Bartlesville HS

Pts	Reb	Ast	Blk
16.8	5.3	1.6	1.6

Leads the team in scoring and blocked shots ... is shooting .566 from the field and .843 from the free throw line ... has scored in double figures in 27 of 29 games this season ... has scored 20-plus points 11 times ... has shot .500 or better in all but five games and .600 or better in 11 games ... WCC Player of the Month for December



### #0 • Brandon Davies • F

6-9 • 235 • Jr.  
 Provo, Utah  
 Provo HS

Pts	Reb	Ast	Blk
14.6	7.8	2.1	1.4

In WCC play averages (17.5) and third in rebounding (8.5) ... has seven double-doubles ... averaging at least one of everything (pts, reb, ast, stl, blk) ... shooting .497 from the field and .708 from the free throw line ... has scored in double figures in 16 of 17 games ... two-time WCC Player of the Week (Jan. 2 and Feb. 6)

## OFF THE BYU BENCH

2	Craig Cusick	G	6-2	185	Jr.	3.1	1.3	Orem, Utah (Utah)
5	Chris Collinsworth	F	6-9	235	So.	0.0	0.5	Provo, Utah (Provo HS)
12	Josh Sharp	F	6-7	185	Fr.	1.4	1.5	Highland, Utah (Utah)
13	Brock Zylstra	G	6-6	210	Jr.	8.0	4.0	La Verne, Calif. (Bonita HS)
14	Nick Martineau	G	6-0	170	Jr.	0.9	0.4	Fruit Heights, Utah (Davis HS)
21	Stephen Rogers	F	6-8	195	Jr.	6.8	1.8	Mesa, Ariz. (Mesa CC)
24	Damarcus Harrison	G	6-5	190	Fr.	3.2	1.0	Greenwood, S.C. (Christ School)
33	Nate Austin	F/C	6-10	215	Fr.	4.4	3.9	Alpine, Utah (Lone Peak HS)

### Redshirts

3	Austin Nelson	G	6-0	160	Fr.	—	—	Henderson, Nev. (Coronado HS)
15	Jaren Sweeney	G/F	6-5	190	Fr.	—	—	Mesa, Ariz. (Mountain View HS)
42	Ian Harward	F/C	6-10	215	Fr.	—	—	Orem, Utah (Orem HS)

Posted 3 points and 2 rebounds at Gonzaga  
 Had his right knee scoped on Dec. 13, out 6 to 12 weeks from that date  
 At Gonzaga had 3 rebounds, 1 assist, 1 block and 1 steal  
 Played 17 minutes at Gonzaga  
 Did not play at Gonzaga  
 Played 6 minutes at Gonzaga, his first action since Jan. 28  
 Played 3 minutes at Gonzaga  
 Posted 4 points, 2 assists and a career-best 10 boards at Gonzaga

Coronado's all-time leader in scoring and assists  
 Earned first-team all-state honors and helped Mountain View to a state title  
 Prepped at Orem High School where he averaged 14.0 points as a senior



**BYU SERIES VS. PORTLAND**

Overall Series Record: BYU leads 6-0  
 BYU Record in Provo: 3-0  
 BYU Record in Portland: 3-0  
 BYU Record at Neutral Sites: N/A  
 BYU Record Under Dave Rose: 4-0

12-14-57	Portland	63-54	W
12-3-58	at Portland	77-72	W
11-22-06	Portland	79-50	W
12-1-07	at Portland	78-54	W
12-13-08	Portland	91-76	W
2-4-12	at Portland	79-60	W

**COMPARING THE STATS**

Season Averages Overall	BYU	Portland
Points Scored/Game	79.1	64.7
Points Allowed/Game	66.2	75.9
FG Percentage	.468	.424
FG Percentage Defense	.405	.464
3FG Percentage	.346	.309
3FG/Game	6.8	4.9
3FG Percentage Defense	.309	.361
FT Percentage	.712	.715
Rebounds/Game	39.1	33.1
Rebounds Allowed/Game	34.1	33.8
Assists/Game	17.5	11.4
Turnovers	13.2	15.6
Steals/Game	8.6	4.9
Blocks/Game	4.4	2.8

**PORTLAND'S PROBABLE STARTERS**

Name	Ht.	Pos.	Ppg	Rpg
Ryan Nicholas	6-7	F	10.9	7.3
Thomas van der Mars	6-11	C	7.9	5.4
Kevin Bailey	6-5	G	9.7	2.0
Eric Waterford	6-1	G	1.5	0.7
Nemanja Mitrovic	6-5	G	8.0	3.3

**BY THE NUMBERS**

**6** The number of 30-point games by BYU freshmen. Danny Ainge owns the freshman record with 36 points (at Idaho State, 12/3/77) and he also had a 33-point game (Arizona State, 1/21/78) his first season as a Cougar. Mark Bigelow scored 33 at Washington State (12/8/98), Mekeli Wesley scored 31 vs. Washington (12/9/97) and UTEP (2/28/98) and Matt Carlino joined the club with 30 points at San Francisco on Feb. 16, 2012.

**6** The number of different players who have scored 20-plus points in a single game this season. Brandon Davies - seven times including a career-best 29 at Pepperdine; Charles Abouo - twice with a season-best 23 vs. Pepperdine; Noah Hartsock - 11 times with a career-high 28 vs. LMU; Brock Zylstra - three times with a career-best 26 vs. Buffalo; Anson Winder - 20 vs. Buffalo and Matt Carlino - three times with a career-high and team season-high 30 at San Francisco.

**7** The number of double-doubles for Brandon Davies this season. His latest was a 23-point, 10-rebound effort at Gonzaga. The seven double-doubles also include BYU's first 20-20 game since 1975 when he posted 21 points and 22 rebounds vs. San Diego.

**7** The number of 20-win seasons for BYU head coach Dave Rose, including this season. He is the only coach in BYU history to begin his career with seven-straight 20-win seasons and the only coach with a total of seven 20-win seasons. Rose also has five 25-win seasons, a program record.

**53** The number of free throw attempts for BYU at Portland, a program record. The previous mark was 52 vs. Weber State in 1997. The Cougars hit 38 free throws at Portland, two off the record of 40 made against Weber State in 1997.

**58.5** BYU's shooting percentage at Santa Clara (31 of 53), its best percentage of the season. The Cougars hit 59.1 percent in the first half and 58.1 percent in the second half. The team's previous best this season was 56.9 percent (33 of 58) against Santa Clara at home. BYU has shot 50.0 percent or better from the field 11 times this season.

**61.6** The percentage of field goals BYU has assisted on this season (524 assists on 850 field goals). The Cougars set their season best ratio with assists on 93.1 percent of their field goals against San Francisco (27 assists on 29 field goals) — the third-best ratio in program history.

**110** BYU's win total the last four seasons (25 in 2008-09, 30 in 2009-10, 32 in 2010-11, 23 this season). Charles Abouo has played in all 110 of those wins to place second in program history behind Jimmer Fredette (112). Noah Hartsock is also a member of the 100-win club with 105 wins played in along with Jackson Emery (106) and Jonathan Tavernari (103).

**170** The number of career blocks for senior Noah Hartsock, third all-time in program history. Hartsock had a season-best four blocks vs. Wisconsin, vs. Oregon and at Utah. Greg Kite is first with 208 blocks, Shawn Bradley is second with 177 and Russell Larson is fourth with 166.

**182** BYU head coach Dave Rose's win total. He is second all-time in career wins at BYU behind Stan Watts (371 victories from 1949-72), a member of the Basketball Hall of Fame. Rose is first all-time in winning percentage at .778.

**LAST TIME OUT: BYU AT GONZAGA**

SPOKANE, Wash. — In the final road game of the season, the BYU men's basketball team fell to the Gonzaga Bulldogs 74-63 despite double doubles from junior Brandon Davies and senior Charles Abouo.

Davies finished the game with 23 points, including 16 in the second half, and added 10 rebounds. Abouo scored 10 points and brought down 10 boards. Freshman Matt Carlino scored 18 points and added three assists.

The Cougars struggled from the field throughout the game. They went 24 of 78 in the game and shot 6 of 28 from beyond the arc. Davies, Abouo and Carlino accounted for 51 of the Cougars 63 points in the game.

BYU attempted 37 more field goals than the Bulldogs and made 24 to Gonzaga's 16.

Neither team shot well in the first half, as BYU went 11 of 44 from the field while the Bulldogs shot 10 of 28. The Cougars were able to attempt 16 more shots than the Zags largely due to their 15 first half offensive rebounds.

Gonzaga led for the majority of the half after taking an 11-5 lead thanks to an 8-0 run early in the game. After BYU clawed back to get within one at 15-14, the Bulldogs went on a 16-3 run to make it 31-18. The Cougars headed into the locker room trailing 37-27.

The Bulldogs opened the second half on a 7-2 run to take a 44-29 lead. Freshman Nate Austin became the fourth Cougar to score in the game at the 16:44 mark with a jumper to make it 44-31.

BYU narrowed the lead to single digits for the first time in the second half after Davies hit a lay up with 5:02 remaining to make the score 57-48. The Cougars got within seven at 57-50, but Gonzaga secured the win by outscoring BYU 17-13 in the final four minutes of game time.



**2011-12 BYU QUICK FACTS****UNIVERSITY INFO**

Location: Provo, Utah 84602  
 Elevation: 4,553 feet  
 Enrollment: 32,955 (Daytime)  
 Founded: October 15, 1875  
 Owned: The Church of Jesus Christ of Latter-day Saints  
 Nickname: Cougars  
 Mascot: Cosmo  
 Colors: Blue and White  
 Arena (capacity): Marriott Center (22,700)  
 Conference: West Coast Conference  
 President: Cecil O. Samuelson (Utah, 1966)  
 Athletic Director: Tom Holmoe (BYU, 1983)  
 Athletic Website: byucougars.com  
 Tickets: 422-BYU1 or 1-800-322-BYU1

**BYU COACHING STAFF**

Head Coach: Dave Rose  
 Alma Mater (year): Houston (1983)  
 Record at School (years): 182-52 (7th year)  
 Career Division I Record (years): same  
 Basketball Office Fax: (801) 422-5965  
 Assistant Coaches (Alma Mater, year)  
     Terry Nashif (BYU, 2005)  
     Tim LaComb (Utah, 2006)  
     Mark Pope (Kentucky, 1996)  
 Dir. of Basketball Operations: Mike Hall (BYU, 2005)

**2010-11 REVIEW**

2010-11 Overall Record: 32-5  
 Conference Record/Finish: 14-2 (T-1st MWC)  
 2011 Postseason: (2-1) Lost, NCAA Regional  
     Semifinals (New Orleans) vs. Florida, 74-83 (OT)  
 2011 Final National Ranking: 10/13

**2011-12 PREVIEW**

Lettermen Returning/Lost: 7/5  
 Newcomers: 7  
 Returning Redshirt Freshmen: 2  
 Starters Returning/Lost: 3/3  
 Returning Scoring: 38.6% (1162 of 3,012 pts)  
 Returning Rebounding: 60.0% (856 of 1,425 reb)  
 Returning Assists: 33.3% (179 of 538 ast)  
 Returning Blocks: 82.0% (123 of 150)  
 Returning Minutes: 45.2% (3,379 of 7,474)

**BYU HISTORY**

First Year of Basketball: 1903  
 Overall All-Time Record: 1663-1012 (.622)  
 Winning Seasons: 84 (last 2011)  
 Regular Season Conf. Championships: 29 (last 2011)  
 Postseason Appearances (record): 36 (26-37)  
 Total NCAA Appearances (record): 26 (14-29)  
 Last NCAA Appearance: 2011  
     Second Round: W vs. Wofford, 74-66  
     Third Round: W vs. Gonzaga, 89-67  
     Sweet 16: L vs. Florida, 74-83 (OT)  
 Total NIT Appearances (Record): 10 (12-8)  
 Last NIT Appearance: 2006  
 Result: (0-1) lost at Houston, 77-67

**1,000 AND COUNTING**

On Jan. 21, 2012, Noah Hartsock scored 20 points at Pepperdine and became the 43rd BYU player to score 1,000 career points. His current rank of 34 matches his jersey number.

30. Doug Howard (1967-70)	1,143
31. Travis Hansen (2000-03)	1,137
32. Steve Schreiner (1988-91)	1,128
33. Mel Hutchins (1947-51)	1,123
<b>34. Noah Hartsock (2008-present)</b>	<b>1,122</b>

**OLD RELIABLE**

Since the seventh game of his sophomore season (2009-10), Noah Hartsock has started 96 of 97 games, including all 30 this season. The only game he did not start during that stretch was the first game of last season when he scored 21 points against Fresno State, a career high at the time. Along the way, Hartsock has climbed the rankings into BYU's top-three shot blockers and recently became the 43rd member of BYU's 1,000-point club and the fifth Cougar to play in 100 victories. He has also scored in double figures in 27 of 30 games this season.

**NO, I WON'T GET OUT OF YOUR WAY**

Junior forward Brandon Davies has made a habit of making the opposition pay when they drive to the basket. On the season he has taken 30 charges, including a season-best four at Utah State. He took three charges against BYU-Hawaii, at Saint Mary's and vs. Loyola Marymount and two charges three times. Nate Austin has taken his fair share of charges as well with a total of 24. He took three charges against Longwood, Buffalo and Saint Mary's and two three times.

**ALL-TIME BLOCKS LEADERS**

Noah Hartsock has established himself as one of the best shot blockers in BYU history. He is currently fourth all-time in program history.

Blocks	Seasons	GP	Blocks	Blocks/G
1. Greg Kite	1979-83	112	208	1.9
2. Shawn Bradley	1990-91	34	177	5.2
3. <i>Noah Hartsock</i>	<i>2008-present</i>	<i>130</i>	<i>170</i>	<i>1.3</i>
4. Russell Larson	1991-95	129	166	1.3

**THE OTHER SHOT BLOCKER**

Brandon Davies has emerged as a shot blocker this season, with 41 blocks in 30 games for an average of 1.4 per game. He has registered a block in each of the last 17 games and 22 of 23 games overall.

**NEW HOME**

The 2011-12 season is BYU's first as a member of the West Coast Conference. The Cougars have played each member of the league at least twice all time. See below for BYU's all-time record vs. its new conference and its record under Dave Rose vs. those teams.

Opponent	All-time	Rose vs.	In 11-12
Gonzaga	2-2	2-1	1-1
LMU	2-3	2-2	1-1
Pepperdine	6-4	4-0	2-0
Portland	6-0	4-0	1-0
St. Mary's	8-4	1-2	0-2
San Diego	4-0	2-0	2-0
USF	7-5	3-0	2-0
Santa Clara	17-5	2-0	2-0
<i>Total</i>	<i>52-23</i>	<i>20-5</i>	<i>11-4</i>



**BYU BASKETBALL ON KSL NEWSRADIO/BYU RADIO**

(102.7 FM and 1160 AM; SiriusXM 143)

The "Voice of the Cougars" is KSL Newsradio's Greg Wrubell, in his 16th season as the play-by-play broadcaster for BYU Basketball. Joining Wrubell on the broadcasts is former Cougar letterman Mark Durrant, in his 15th year as game analyst. All game broadcasts start one hour prior to tipoff with "Cougar Pregame Live."

**Other Ways to Listen**

Fans can listen to the radio broadcasts via ksl.com and byuradio.org, and via the KSL and KSLGameCenter apps for iPhone and Android. Those in the Marriott Center can listen to home game broadcasts by tuning their portable radios to KSL's delay-free and static-free in-arena translator at 1100 AM.

**Network Affiliates**

KMGR 95.9 FM - Manti, Utah  
 KDXU 890 AM - St. George, Utah  
 KSUB 590 AM - Cedar City, UT  
 KTHK 105.5 FM - Blackfoot, Idaho Falls, Pocatello, Idaho

**"BYU BASKETBALL WITH HEAD COACH DAVE ROSE" ON KSL NEWSRADIO/BYU RADIO**

Dave Rose's weekly radio show is broadcast live from Legends Grille on the BYU campus, Tuesdays from 7 to 8 p.m. MST. The show will feature appearances by BYU players and coaches, and a question-and-answer segment with Coach Rose.

**"BYU BASKETBALL WITH HEAD COACH DAVE ROSE" ON KSL 5 TV**

Dave Rose's weekly television show airs Sunday evenings at 11 p.m. MST. The show will include weekly features on BYU players and coaches, and an "X's and O's" segment with Coach Rose.

**#winning**

BYU has achieved a high level of success under Dave Rose. See some of the accomplishments below.

- 7-consecutive 20-win seasons
- 5-consecutive 25-win seasons
- 2-consecutive 30-win seasons
- 114 wins from 2007 to 2011 — most wins in a four-year stretch in program history
- From the 2008-09 season to now, BYU has won 110 games and Charles Abouo has played in every victory and every game during that stretch
- Noah Hartsock has played in 105 of the 110 victories from 2008-09 to now (he missed six games in 2008-09 due to an ankle sprain and BYU was 5-1 in those games)
- Abouo (110) and Noah Hartsock (105) have joined Jimmer Fredette (112), Jackson Emery (106) and Jonathan Tavernari (103) as the only Cougars in program history to have played in 100 victories
- BYU advanced to the Sweet 16 in 2011 for the first time since 1981
- Under Rose, BYU has won four conference titles and finished second his other two years as head coach
- BYU has won 10-plus conference games for seven-straight years, the longest streak in program history
- Rose is the only BYU coach to win 20-plus games in each of his first seven seasons
- BYU basketball has 10 25-win seasons in its 110-year history and Rose has been the head coach of five of those teams

**RECORDS SET IN 2011-12****Career Records****Consecutive Games Played**

1. Charles Abouo (2008-2012)	136
2. Lee Cummond (2005-09)	131
3. Mark Durrant ( )	128

**Games Played**

1. Jimmer Fredette (2007-11)	139
2. Charles Abouo (2008-12)	136
3. Jackson Emery (2005-06, 08-11)	133
4. Jonathan Tavernari (2006-10)	132
5. Lee Cummond (2005-09)	131
5. Chris Miles (2004-05, 07-10)	131
7. Noah Hartsock (2008-12)	130

**Consecutive starts**

8. Mekeli Wesley ( )	71
9. Chris Miles (2004-05, 07-10)	66
9. Noah Hartsock (2008-12)	66

**Blocks**

1. Greg Kite (1979-83)	208
2. Shawn Bradley (1990-91)	177
3. Noah Hartsock (2008-12)	170

**Blocks Per Game**

1. Shawn Bradley (1990-91)	5.2
2. Greg Kite (1979-83)	1.9
3. Noah Hartsock (2008-12)	1.308
4. Russell Larson (1991-95)	1.287

**Season Records****Blocks**

1. Shawn Bradley (1990-91)	177
2. Greg Kite (1982-83)	81
3. Greg Kite (1980-81)	71
4. Noah Hartsock (2010-11)	61
5. Alan Taylor (1979-80)	52
6. Noah Hartsock (2011-12)	48
7. Noah Hartsock (2009-10)	46
7. Trent Plaisted (2006-07)	46

**Single Game****Points by a Freshman**

1. Danny Ainge	12/3/77, at Idaho State	36
2. Danny Ainge	1/21/78, ASU	33
2. Mark Bigelow	12/8/98, at WSU	33
4. Mekeli Wesley	12/9/97, Washington	31
4. Mekeli Wesley	2/28/98, UTEP	31
6. Matt Carlino	2/16/12, at USF	30

**3-Point FG Percentage**

1. Nathan Call	3/2/91, Utah	1.000 (6/6)
1. Brock Zylstra	1/7/12, USF	1.000 (6/6)
3. Jonathan Tavernari	2/11/09, CSU	1.000 (5/5)
3. Danny Bower	1/15/98, Wyoming	1.000 (5/5)
5. Jonathan Tavernari	1/10/07, TCU	.857 (6/7)
5. Anson Winder	12/20/11, Buffalo	.857 (6/7)

**Consecutive 3-Point FG Made**

1. Nathan Call	3/2/91, Utah	6 (6/6)
1. Jonathan Tavernari	1/10/07	6 (6/7)
1. Brock Zylstra	1/7/12, USF	6 (6/6)

**Free Throw Percentage**

9. Noah Hartsock*	2/4/12, at Portland	1.000 (12/12)
*Tied with eight others for the ninth most free throw attempts without a miss		

**Free Throws Made**

6. Brandon Davies*	1/21/12, at Pepperdine	15 (15/18)
*Tied with six others for the sixth most free throws made in a single game		

**Free Throw Attempts**

6. Brandon Davies*	1/21/12, at Pepperdine	18 (15/18)
*Tied with three others for the sixth most free throw attempts in a single game		

**Rebounds**

10. Brandon Davies*	12/31/11, San Diego	22
*Tied with four others for the 10th most rebounds in a single game		

**Steals**

1. Mark Bigelow	11/28/98, Arizona	9
2. Brandon Davies	2/4/12, at Portland	8

**Single Game Team Records****3-Pointers Made**

15	vs. UNLV, 2007
15	at Air Force, 2011
15	Longwood, 2011

**Free Throws Attempted**

53	at Portland, 2012
52	Weber State, 1997

**Free Throws Made**

40	Weber State, 1997
39	Utah State, 1968
38	at Portland, 2012

**Steals**

18	at Portland, 2012
17	Three times





**BYU'S 2011-12 RECORD WHEN**

At home	12-3
On the road	8-3
On a neutral floor	3-1
On Television	22-7
On BYUtv	16-2
On ESPN2	1-2
On ESPNU	4-1
On FSN	1-0
On KCSG	0-1
On Big Ten Network	0-1
On Monday	1-0
On Tuesday	4-0
On Wednesday	3-0
On Thursday	4-2
On Friday	2-1
On Saturday	9-3
Coming off a win	17-6
Coming off a loss	6-0
Had two or more days between last game	16-4
Had only one day between last game	7-1
Playing the next day after a game	0-1
BYU scores 100 or more points	0-0
BYU scores between 90-99 points	5-0
BYU scores between 80-89 points	9-2
BYU scores between 70-79 points	8-0
BYU scores between 60-69 points	1-4
BYU scores below 60 points	0-1
Opponent scores 90 or more points	0-1
Opponent scores between 80-89 points	1-3
Opponent scores between 70-79 points	4-2
Opponent scores between 60-69 points	9-1
Opponent scores between 50-59 points	7-0
Opponent scores below 50 points	2-0
BYU leads at half	22-1
Opponent leads at half	0-6
Score tied at half	1-0
BYU leads with 5 minutes left	22-0
Opponent leads with 5 min. left	0-7
Score tied with 5 minutes left	1-0
BYU leads with 1 minute left	23-0
Opponent leads with 1 min. left	0-7
Score tied with 1 minute left	0-0
Game goes into overtime	0-0
BYU shoots 50 % or better	11-0
Opponent shoots 50 % or better	0-4
BYU outshoots opponent	20-1
Opponent outshoots BYU	3-6
Teams shoot equal from the field	0-0
BYU outrebounds opponent	18-2
Opponent outrebounds BYU	3-5
BYU and opponent tie in rebounds	2-0
vs. top-25 ranked opponent	1-3
vs. 2011 regular-season conference champions	1-4
vs. 2011 postseason teams	10-5

# PLAYERS IN DOUBLE FIGURES	11-12	CONF
One Player	0-1	0-0
Two Players	3-0	1-0
Three Players	7-5	3-4
Four Players	10-1	6-0
Five Players	2-0	1-0
Six Players	1-0	0-0

LATE FREE THROWS	5:00-2:00	2:00-0:00/OT
Charles Abouo	7-9 (.778)	8-8 (1.000)
Noah Hartsock	11-12 (.917)	4-4 (1.000)
Brandon Davies	11-17 (.647)	3-5 (.600)
Nick Martineau	—	1-2 (.500)
Josh Sharp	2-4 (.500)	7-10 (.700)
Nate Austin	2-5 (.400)	5-8 (.625)
Damarcus Harrison	—	1-2 (.500)
Anson Winder	2-3 (.667)	7-9 (.778)
Craig Cusick	—	11-13 (.846)
Matt Carlino	4-8 (.500)	8-10 (.800)
Brock Zylstra	1-2 (.500)	4-7 (.571)
Team	40-60 (.667)	59-78 (.756)

DUNKS	11-12	CAREER
Charles Abouo	3	16
Brandon Davies	26	50
Chris Collinsworth	0	4
Noah Hartsock	5	9
Brock Zylstra	1	2
Stephen Rogers	1	2
Josh Sharp	1	1
Anson Winder	1	1
Nate Austin	4	4
Damarcus Harrison	3	3
BYU	45	
Opponents	30	

**BYU STARTING LINEUPS**

OPPONENT	(1)	(2)	(3)	(4)	(5)
at Utah State	Zylstra	Rogers	Abouo	Hartsock	Davies
BYU-Hawaii	Zylstra	Rogers	Abouo	Hartsock	Davies
Longwood	Cusick	Zylstra	Abouo	Hartsock	Davies
Prairie View A&M	Cusick	Zylstra	Abouo	Hartsock	Davies
vs. Nevada	Winder	Zylstra	Abouo	Hartsock	Davies
vs. Wisconsin	Winder	Zylstra	Abouo	Hartsock	Davies
vs. Northern Arizona	Winder	Zylstra	Abouo	Hartsock	Davies
vs. Oregon	Winder	Zylstra	Abouo	Hartsock	Davies
Weber State	Winder	Zylstra	Abouo	Hartsock	Davies
at Utah	Winder	Zylstra	Abouo	Hartsock	Davies
Baylor	Cusick	Zylstra	Abouo	Hartsock	Davies
Buffalo	Carlino	Zylstra	Abouo	Hartsock	Davies
UC Santa Barbara	Carlino	Zylstra	Abouo	Hartsock	Davies
Cal State San Marcos	Carlino	Zylstra	Abouo	Hartsock	Davies
at Saint Mary's	Carlino	Zylstra	Abouo	Hartsock	Davies
San Diego	Carlino	Zylstra	Abouo	Hartsock	Davies
at Loyola Marymount	Carlino	Zylstra	Abouo	Hartsock	Davies
San Francisco	Carlino	Zylstra	Abouo	Hartsock	Davies
Santa Clara	Carlino	Zylstra	Abouo	Hartsock	Davies
at San Diego	Carlino	Zylstra	Abouo	Hartsock	Davies
Loyola Marymount	Carlino	Zylstra	Abouo	Hartsock	Davies
at Pepperdine	Carlino	Zylstra	Abouo	Hartsock	Davies
at Virginia Tech	Carlino	Zylstra	Abouo	Hartsock	Davies
Saint Mary's	Carlino	Zylstra	Abouo	Hartsock	Davies
Gonzaga	Carlino	Winder	Abouo	Hartsock	Davies
at Portland	Carlino	Winder	Abouo	Hartsock	Davies
Pepperdine	Carlino	Winder	Abouo	Hartsock	Davies
at San Francisco	Carlino	Winder	Abouo	Hartsock	Davies
at Santa Clara	Carlino	Winder	Abouo	Hartsock	Davies
Gonzaga	Carlino	Winder	Abouo	Hartsock	Davies
Portland					

**WON-LOSS RECORDS/STARTING LINEUPS**

RECORD	(1)	(2)	(3)	(4)	(5)
5-1	Carlino	Winder	Abouo	Hartsock	Davies
1-1	Zylstra	Rogers	Abouo	Hartsock	Davies
2-1	Cusick	Zylstra	Abouo	Hartsock	Davies
5-1	Winder	Zylstra	Abouo	Hartsock	Davies
10-3	Carlino	Zylstra	Abouo	Hartsock	Davies

**FREE THROW STREAKS**

Hartsock	19	2/2/12 - 2/11/12	Hartsock	8	11/11/11 - 11/18/11
Abouo	14	12/31/11 - 1/19/12	Hartsock	8	12/3/11 - 12/7/11
Davies	11	11/22/11 - 12/10/11	Abouo	8	11/22/11 - 12/7/11
Hartsock	10	11/25/11 - 12/3/11	Hartsock	8	12/22/11 - 12/27/11
Hartsock	10	12/7/11 - 12/20/11	Winder	8	12/22/11 - 1/25/12
Hartsock	9	1/14/12 - 1/19/12	Davies	7	11/11/11 - 11/15/11
Hartsock	9	1/19/12 - 1/25/12	Davies	7	12/10/11 - 12/17/11
Hartsock	9	1/25/12 - 2/2/12	Davies	7	1/21/12
Abouo	9	12/22/11 - 12/27/11	Davies	7	2/11/12
Davies	8	1/25/12	Carlino	7	2/2/12 - 2/4/12

**MARGIN OF VICTORY**

MARGIN	WINS	LOSSES
1 point	1	
2 points	1	
3 points		1
4 points		
5 points		
6 points		
7 points		1
8 points	1	
9 points		
10 points	1	
11 points		1
12 points		
13 points	1	
14 points	2	2
15 points	2	
16-19 points	4 (19, 17, 19, 19)	2 (17, 16)
20-24 points	2 (21, 21)	
25-29 points	3 (28, 28, 25)	
30-plus points	5 (32, 35, 36, 39, 38)	

**STREAKS**

STREAK	11-12	OVERALL
Current won/loss streak	1 loss	same
At home	2 wins	same
On the road	1 loss	same
On a neutral floor	2 wins	same
At home vs. Nonconference	3 wins	same
At home vs. WCC	2 wins	same
On the road vs. Nonconference	2 wins	same
On the road vs. WCC	1 loss	same
On a neutral floor vs. Nonconference	2 wins	same
On a neutral floor vs. WCC	—	—
at regular-season tournament	1 loss	same
at WCC Tournament	—	—
at NCAA Tournament	—	1 loss
at NIT	—	2 losses
Games With a Three-Point Make	30	505

**GAMES PLAYED**

	2011-12	CAREER
Charles Abouo	30 (23-7)	136 (110-26)
Noah Hartsock	30 (23-7)	130 (105-25)
Brandon Davies	30 (23-7)	94 (80-14)
Brock Zylstra	29 (22-7)	78 (64-14)
Nick Martineau	16 (15-1)	62 (56-6)
Stephen Rogers	16 (12-4)	52 (43-9)
Chris Collinsworth	2 (1-1)	46 (36-10)
Craig Cusick	30 (23-7)	same
Josh Sharp	24 (18-6)	same
Damarcus Harrison	26 (19-7)	same
Nate Austin	30 (23-7)	same
Anson Winder	29 (23-6)	same
Matt Carlino	20 (15-5)	same

**GAMES STARTED**

	2011-12	CAREER
Noah Hartsock	30 (23-7)	96 (79-17)
Brandon Davies	30 (23-7)	57 (47-10)
Charles Abouo	30 (23-7)	56 (46-10)
Brock Zylstra	24 (18-6)	same
Matt Carlino	19 (15-4)	same
Anson Winder	12 (10-2)	same
Craig Cusick	3 (2-1)	same
Stephen Rogers	2 (1-1)	same



**2011-12 SCORING BY HALF (BYU-OPPONENT)**

	1ST HALF	(MARGIN)	FG %	2ND HALF	(MARGIN)	FG %	OT	(MARGIN)	FG %	FINAL	(MARGIN)	FG %
at Utah State	28-30	-2	50.0-47.6	34-39	-5	44.0-44.4	—	—	—	62-69	-7	46.8-45.8
BYU-Hawaii	40-17	+23	50.0-19.4	33-35	-2	47.8-40.5	—	—	—	73-52	+21	49.1-30.9
Longwood	35-29	+6	44.0-39.3	57-31	+26	63.6-42.9	—	—	—	92-60	+32	55.2-41.1
Prairie View A&M	34-25	+9	43.5-32.3	56-26	+30	67.9-26.3	—	—	—	90-51	+39	56.9-29.0
vs. Nevada	34-27	+7	46.7-34.5	42-28	+14	63.0-40.7	—	—	—	76-55	+21	54.4-37.5
vs. Wisconsin	32-34	-2	50.0-42.9	24-39	-15	36.0-60.0	—	—	—	56-73	-17	43.1-50.9
vs. Northern Arizona	44-21	+23	48.5-33.3	43-31	+12	54.5-41.4	—	—	—	87-52	+35	51.5-37.7
vs. Oregon	38-31	+7	37.8-41.7	41-34	+7	41.2-36.4	—	—	—	79-65	+14	39.4-38.6
Weber State	47-34	+13	40.9-32.4	47-32	+15	63.6-34.5	—	—	—	94-66	+28	50.6-33.3
at Utah	25-17	+8	26.9-18.2	36-25	+11	52.2-33.3	—	—	—	61-42	+19	38.8-26.9
Baylor	42-38	+4	45.7-46.4	41-48	-7	48.5-54.3	—	—	—	83-86	-3	47.1-50.8
Buffalo	47-39	+8	51.4-53.8	46-39	+7	55.2-52.8	—	—	—	93-78	+15	53.1-52.8
UC Santa Barbara	38-32	+6	48.6-50.0	51-43	+8	47.8-50.0	—	—	—	89-75	+14	48.3-50.0
Cal State San Marcos	32-23	+9	44.8-34.5	47-28	+19	54.5-38.5	—	—	—	79-51	+28	50.0-36.4
at Saint Mary's	43-53	-10	54.3-57.1	39-45	-6	42.4-53.6	—	—	—	82-98	-16	48.5-55.4
San Diego	34-24	+10	38.7-22.2	54-28	+26	60.7-23.5	—	—	—	88-52	+36	49.2-23.0
at Loyola Marymount	34-34	0	35.1-37.5	39-31	+8	53.8-31.4	—	—	—	73-65	+8	42.9-34.3
San Francisco	42-20	+22	61.5-25.8	39-36	+3	46.4-40.7	—	—	—	81-56	+25	53.7-32.8
Santa Clara	45-42	+3	53.6-51.7	50-36	+14	60.0-41.4	—	—	—	95-78	+17	56.9-46.6
at San Diego	37-29	+8	41.2-40.0	45-34	+11	50.0-41.2	—	—	—	82-63	+19	45.2-40.7
Loyola Marymount	28-34	-6	35.5-41.9	40-48	-8	41.4-45.5	—	—	—	68-82	-14	38.3-43.4
at Pepperdine	42-29	+13	50.0-35.5	35-35	0	42.1-50.0	—	—	—	77-64	+13	46.9-42.6
at Virginia Tech	29-25	+4	30.0-25.8	41-43	-2	36.1-64.0	—	—	—	70-68	+2	33.3-42.9
Saint Mary's	28-40	-12	37.0-53.6	38-40	-2	44.1-60.0	—	—	—	66-80	-14	41.0-55.8
Gonzaga	38-24	+14	44.4-26.9	45-49	-4	54.5-51.4	—	—	—	83-73	+10	49.3-41.0
at Portland	32-27	+5	38.5-45.8	47-33	+14	32.1-44.0	—	—	—	79-60	+19	35.2-44.9
Pepperdine	46-25	+21	43.8-29.4	40-23	+17	39.4-37.9	—	—	—	86-48	+38	41.5-33.3
at San Francisco	49-44	+5	57.1-56.7	36-40	-4	50.0-40.0	—	—	—	85-84	+1	53.7-47.1
at Santa Clara	34-31	+3	59.1-46.2	48-36	+12	58.1-36.7	—	—	—	82-67	+15	58.5-41.1
at Gonzaga	27-37	-10	25.0-35.7	36-37	-1	38.2-46.2	—	—	—	63-74	-11	30.8-39.0
Portland												
<b>SEASON TOTALS</b>	<b>36.8-30.5</b>	<b>+6.3</b>	<b>44.9-38.5</b>	<b>42.3-35.7</b>	<b>+6.6</b>	<b>49.7-42.6</b>	<b>—</b>	<b>—</b>	<b>—</b>	<b>79.1-66.2</b>	<b>+12.9</b>	<b>46.8-40.5</b>

**2011-12 OFFENSIVE TRENDS (BYU-OPPONENT)**

	PTS/PAINT	(MARGIN)	PTS OFF T.O.	(MARGIN)	2ND CHANCE PTS	(MARGIN)	FASTBREAK PTS	(MARGIN)	BENCH PTS	(MARGIN)	BIG RUN	BIG LEAD
at Utah State	22-20	+2	15-21	-6	7-9	-2	0-0	0	6-11	-5	5-0/11-0	4/11
BYU-Hawaii	30-22	+8	15-4	+11	11-8	+3	6-0	+6	18-13	+5	13-0/5-0	26/--
Longwood	26-12	+14	16-4	+12	25-3	+22	4-2	+2	44-16	+28	9-0/7-0	32/6
Prairie View A&M	30-24	+6	14-7	+7	12-10	+2	10-4	+6	41-19	+22	18-0/4-0	41/3
vs. Nevada	40-28	+12	22-10	+12	13-7	+6	16-2	+14	6-5	+1	16-0/9-0	24/2
vs. Wisconsin	30-24	+6	11-20	-9	12-9	+3	11-2	+9	19-23	-4	7-0/11-0	4/22
vs. Northern Arizona	28-26	+2	28-10	+18	10-2	+8	10-6	+4	27-24	+3	15-0/5-0	37/4
vs. Oregon	27-22	+5	17-9	+9	19-8	+11	6-0	+6	25-16	+9	13-0/8-0	21/8
Weber State	42-22	+20	14-9	+6	15-11	+4	10-2	+8	34-20	+14	8-0/10-0	34/3
at Utah	12-20	-8	8-2	+6	12-6	+6	2-0	+2	21-9	+12	10-0/5-0	22/4
Baylor	41-24	+17	20-26	-6	24-12	+12	11-2	+9	27-19	+8	11-0/6-0	13/9
Buffalo	28-34	-6	20-21	-1	17-9	+8	14-0	+14	31-15	+16	8-0/9-0	21/11
UC Santa Barbara	34-37	-3	18-19	-1	4-9	-5	8-3	+5	4-9	-5	9-0/7-0	15/5
Cal State San Marcos	46-24	+22	28-9	+19	12-6	+6	14-6	+8	20-17	+3	10-0/7-0	28/--
at Saint Mary's	33-32	+1	18-22	-4	18-13	+5	11-8	+3	15-13	+2	7-0/13-0	3/22
San Diego	32-14	+18	16-7	+9	9-10	-1	13-0	+13	21-29	-8	13-0/5-0	36/2
at Loyola Marymount	20-24	-4	16-20	-4	12-13	-1	0-4	-4	21-14	+7	8-0/12-0	13/8
San Francisco	21-24	-3	15-21	-6	9-2	+7	7-4	+3	19-24	-5	14-0/6-0	31/--
Santa Clara	50-30	+20	17-14	+3	9-6	+3	16-0	+16	10-9	+1	7-0/6-0	17/2
at San Diego	2-8	-6	16-15	+1	18-12	+6	0-0	0	18-17	+1	9-0/7-0	22/7
Loyola Marymount	28-18	+10	17-13	+4	7-10	-3	4-4	0	4-12	-8	6-0/11-0	4/14
at Pepperdine	30-30	0	10-8	+2	7-5	+2	7-6	+1	8-10	-2	12-0/6-0	15/9
at Virginia Tech	20-26	-6	23-6	+17	11-6	+5	6-7	-1	12-25	-13	11-0/9-0	12/6
Saint Mary's	34-32	+2	18-17	+1	14-12	+2	2-4	-2	15-22	-7	7-0/10-0	2/23
Gonzaga	44-36	+8	22-11	+11	6-8	-2	10-4	+6	12-37	-25	8-0/8-0	19/3
at Portland	24-22	+2	25-9	+16	8-9	-1	2-2	0	29-18	+11	11-0/5-0	19/4
Pepperdine	16-26	-10	23-8	+15	11-5	+6	6-4	+2	21-20	+1	10-0/9-0	46/--
at San Francisco	38-42	-4	12-14	-2	10-12	-2	0-0	0	10-10	0	7-0/7-0	11/1
at Santa Clara	44-16	+28	20-13	+7	7-10	-3	14-0	+14	18-24	-6	9-0/7-0	19/3
at Gonzaga	26-18	+8	15-13	+2	15-12	+3	0-2	-2	7-12	-5		3/17
Portland												
<b>SEASON TOTALS</b>	<b>898-737</b>	<b>+161</b>	<b>529-382</b>	<b>+147</b>	<b>364-254</b>	<b>+110</b>	<b>220-78</b>	<b>+142</b>	<b>563-551</b>	<b>+12</b>		
<b>TIMES LED, RECORD (W/L/T)</b>	<b>13-7/9-0/1-0</b>		<b>18-3/5-4/0-0</b>		<b>16-5/7-2/0-0</b>		<b>18-3/3-2/2-2</b>		<b>15-2/7-5/1-0</b>			



**2011-12 WCC STANDINGS (AS OF 2/24/12)**

	<b>WCC</b>	<b>Pct</b>	<b>Overall</b>
Saint Mary's	13-2	.867	24-5
Gonzaga	12-3	.800	22-5
BYU	11-4	.733	23-7
Loyola Marymount	10-5	.667	18-11
San Francisco	8-7	.533	18-11
San Diego	7-8	.467	12-16
Pepperdine	4-12	.250	10-18
Portland	3-12	.200	6-22
Santa Clara	0-15	.000	8-20

**2011-12 WCC PLAYERS OF THE WEEK**

Nov. 14	Ashley Hamilton, Loyola Marymount
Nov. 21	Kevin Pangos, Gonzaga
Nov. 28	Evan Roquemore, Santa Clara
Dec. 5	Noah Hartsock, BYU
Dec. 12	Angelo Caloiaro, San Francisco
Dec. 19	Elias Harris, Gonzaga
Dec. 26	Kevin Pangos, Gonzaga
Jan. 2	Brandon Davies, BYU
Jan. 9	Rob Jones, Saint Mary's
Jan. 16	Matthew Dellavedova, Saint Mary's
Jan. 23	Anthony Ireland, Loyola Marymount
Jan. 30	Perris Blackwell, San Francisco
Feb. 6	Brandon Davies, BYU
Feb. 13	Kevin Pangos, Gonzaga
Feb. 20	Anthony Ireland, Loyola Marymount

**PRESEASON WCC MEDIA POLL**

<b>School (First-place votes)</b>	<b>Points</b>
1. Gonzaga University (7)	63
2. Saint Mary's College (1)	56
3. Brigham Young University (1)	52
4. University of San Francisco	42
5. Santa Clara University	35
6. Loyola Marymount University	27
7. University of Portland	25
8. Pepperdine University	13
9. University of San Diego	11

**PRESEASON ALL-WCC**

<b>Player</b>	<b>School</b>	<b>Yr.</b>	<b>Pos.</b>
Brandon Davies	BYU	Jr.	F
Matthew Dellavedova	Saint Mary's	Jr.	G
Kevin Foster	Santa Clara	RS-Jr.	G
Rashad Green	San Francisco	Sr.	G
Elias Harris	Gonzaga	Jr.	F
Rob Jones	Saint Mary's	RS-Sr.	F
Nemanja Mitrovic	Portland	Sr.	G
Robert Sacre	Gonzaga	RS-Sr.	C
Drew Viney	Loyola Marymount	RS-Sr.	F
Michael Williams	San Francisco	Jr.	G

Note: Team listed alphabetically

Click/scan to view the WCC men's basketball page on WCCsports.com

**TEAM**

<b>WCC STATS (2/24/12)</b>	<b>ALL</b>	<b>CONF</b>
Scoring Offense	1st	1st
Scoring Defense	4th	5th
Scoring Margin	2nd	3rd
FT Percentage	5th	4th
FG Percentage	4th	4th
FG Percentage Defense	1st	2nd
3FG Percentage	7th	7th
3FG Percentage Defense	2nd	2nd
3-Point FG Made/Game	3rd	6th
Rebounding Offense	1st	1st
Rebounding Defense	6th	7th
Rebounding Margin	3rd	3rd
Blocked Shots	1st	3rd
Assists	1st	1st
Steals	1st	1st
Turnover Margin	1st	2nd
Assist/Turnover Ratio	2nd	2nd
Offensive Rebounds	4th	3rd
Defensive Rebounds	1st	1st
Defensive Reb Pct	1st	2nd
Offensive Reb Pct	5th	5th

<b>NCAA STATS (2/23/12)</b>	<b>RANK</b>	<b>ACTUAL</b>
Won-Lost Percentage	38	76.7
Scoring Offense	13	79.1
Scoring Defense	154	66.2
Scoring Margin	15	12.9
Field-Goal Percentage	51	46.8
Field-Goal Pct Defense	55	40.5
3-Point Field Goals/Game	105	6.8
3-Point Field-Goal Pct	154	34.6
Three Pt FG Defense	46	30.9
Free-Throw Percentage	97	71.2
Rebound Margin	37	5.0
Assists Per Game	6	17.5
Assist Turnover Ratio	17	1.33
Blocked Shots Per Game	64	4.4
Steals Per Game	15	8.6
Turnovers Per Game	128	13.2
Turnover Margin	36	2.6
Personal Fouls Per Game	197	18.5

**INDIVIDUAL**

<b>WCC (2/24/12)</b>	<b>TOP BYU PLAYER - ALL</b>	<b>TOP BYU PLAYER - CONF</b>
Scoring	Noah Hartsock - 1st	Brandon Davies - 1st
Rebounding	Brandon Davies - 4th	Brandon Davies - 4th
FG Percentage	Noah Hartsock - 3rd	Noah Hartsock - 9th
Assists	Charles Abouo - 11th	Matt Carlino - 6th
FT Percentage	Noah Hartsock - 3rd	Noah Hartsock - 4th
Steals	Brandon Davies - 8th	Brandon Davies - 3rd
3FG Percentage	Brock Zylstra - 8th	—
3FG Made/Game	Brock Zylstra - 10th	Matt Carlino - 10th
Blocked Shots	Noah Hartsock - 1st	Brandon Davies - T1st
Assist/TO Ratio	—	Matt Carlino - 3rd
Offensive Rebounds	Brandon Davies - 6th	Brandon Davies - 6th
Defensive Rebounds	Brandon Davies - 4th	Brandon Davies - 3rd
Minutes Played	Noah Hartsock - 8th	—

<b>NCAA (2/23/12)</b>	<b>BYU PLAYER - RANK</b>	<b>ACTUAL</b>
Points Per Game	Noah Hartsock - 81	16.8
	Brandon Davies - 217	14.6
Field Goal Percentage	Noah Hartsock - 25	56.6
	Brandon Davies - 75	49.7
Free Throw Percentage	Noah Hartsock - 57	84.3
Rebounds Per Game	Brandon Davies - 108	7.8
Blocked Shots Per Game	Noah Hartsock - 90	1.6
	Brandon Davies - 133	1.4
Steals	Brandon Davies - 185	1.5

Click/scan to view the NCAA Division I Men's Basketball statistics



**2011-12 NUMERICAL ROSTER**

No.	Name	Pos.	Ht.	Wt.	Yr.	Hometown (Previous School)
0	Brandon Davies	F	6-9	235	Jr.	Provo, Utah (Provo HS)
1	Charles Abouo	G/F	6-5	215	Sr.	Abidjan, Cote d'Ivoire (Brewster Academy)
2	Craig Cusick	G	6-2	185	Jr.	Orem, Utah (Utah)
3	Austin Nelson	G	6-0	160	Fr.	Henderson, Nev. (Coronado HS)
5	Chris Collinsworth	F	6-9	235	So.	Provo, Utah (Provo HS)
10	Matt Carlino	G	6-2	175	Fr.	Scottsdale, Ariz. (Bloomington South HS)
12	Josh Sharp	F	6-7	185	Fr.	Highland, Utah (Utah)
13	Brock Zylstra	G/F	6-6	210	Jr.	La Verne, Calif. (Bonita HS)
14	Nick Martineau	G	6-0	170	Jr.	Fruit Heights, Utah (Davis HS)
15	Jaren Sweeney	G/F	6-5	190	Fr.	Mesa, Ariz. (Mountain View HS)
20	Anson Winder	G	6-3	195	Fr.	Las Vegas, Nev. (Bishop Gorman HS)
21	Stephen Rogers	F	6-8	195	Jr.	Mesa, Ariz. (Mesa CC)
24	Damarcus Harrison	G	6-5	190	Fr.	Greenwood, S.C. (Christ School)
33	Nate Austin	F/C	6-10	215	Fr.	Alpine, Utah (Lone Peak HS)
34	Noah Hartsock	F	6-8	230	Sr.	Bartlesville, Okla. (Bartlesville HS)
42	Ian Harward	F/C	6-10	215	Fr.	Orem, Utah (Orem HS)

Head Coach: Dave Rose, 7th year (Houston, 1983)

Assistant Coaches: Terry Nashif (BYU, 2005); Tim LaComb (Utah, 2006), Mark Pope (Kentucky, 1996)

Director of Basketball Operations: Mike Hall (BYU, 2005)

Team Trainer: Robert Ramos (BYU, 1995)

Click/scan to view the BYU men's basketball roster on  
BYUcougars.com

**PRONUNCIATION GUIDE**

CHARLES ABOUO  
a-BOO-oh

ANSON WINDER  
AN-son WINE-der

MATT CARLINO  
car-LEE-no

BROCK ZYLSTRA  
ZIL-stra

DAMARCUS HARRISON  
duh-MARCUS

TERRY NASHIF  
NASH-if

IAN HARWARD  
har-WORD

ROBERT RAMOS  
RAY-mus

NICK MARTINEAU  
MART-in-oh

2011-12 SEASON / CAREER HIGHS				
#	PLAYER	POINTS	REBOUNDS	ASSISTS
0	DAVIES, Brandon Career:	29 at Pepperdine same	22 vs. San Diego same	6 vs. San Francisco 6 at Air Force (10-11), vs. USF (11-12)
1	ABOUO, Charles Career:	23 vs. Pepperdine 25 vs. Wyoming (10-11)	16 vs. Longwood same	7 vs. San Francisco, at San Diego same
2	CUSICK, Craig Career:	12 at Portland same	4, at Loyola Marymount same	8 vs. Weber State same
5	COLLINSWORTH, Chris Career:	— 15 vs. Chicago State	1 vs. BYU-Hawaii 11 at UNLV (07-08)	1 at Utah State 3 four times, last vs. Chicago State (10-11)
10	CARLINO, Matt Career:	30 at San Francisco same	7 vs. Buffalo, at San Diego same	11 vs. Buffalo same
12	SHARP, Josh Career:	5 vs. BYU-Hawaii, vs. PVAMU same	6 vs. BYU-Hawaii, vs. PVAMU same	3 vs. Longwood same
13	ZYLSTRA, Brock Career:	26 vs. Buffalo same	7 vs. Baylor, vs. UCSB, at USD, at Pepp. same	5 vs. UC Santa Barbara same
14	MARTINEAU, Nick Career:	5 vs. Pepperdine 6 vs. Loyola Marymount (07-08)	3 vs. CSUSM same	2 vs. PVAMU, vs. CSUSM 4 vs. Loyola Marymount (07-08)
20	WINDER, Anson Career:	20 vs. Buffalo same	6 at San Francisco same	9 vs. Northern Arizona same
21	ROGERS, Stephen Career:	18 vs. PVAMU same	6 vs. Northern Arizona 8 vs. UNLV (10-11)	3 at USU, vs. Longwood, vs. NAU, vs. SCU same
24	HARRISON, Damarcus Career:	11 vs. Longwood same	3 vs. Baylor, vs. CSUSM same	2 vs. BYUH, vs. PVAMU, vs. UCSB, vs. CSUSM same
33	AUSTIN, Nate Career:	15 vs. Weber State same	10 at Gonzaga same	2 at Saint Mary's, vs. Santa Clara same
34	HARTSOCK, Noah Career:	28 vs. Loyola Marymount same	14 vs. Gonzaga same	5 vs. BYU-Hawaii 6 vs. Eastern New Mexico (09-10)





**CAREER HIGHLIGHTS**

- 182-52 overall record for a BYU record .778 winning percentage
- With 159 victories in his first six seasons is tied for third all-time for best career starts (through six seasons) by wins in NCAA history and second in BYU history for career victories
- Four Mountain West Conference regular season titles, a BYU and MWC record
- Three-time MWC Coach of the Year (2006, 2007, 2011)
- Two-time USBWA District VIII Coach of the Year (2006, 2011)
- Honorable Mention for National Coach of the Year by Scout.com (2006)
- Five-consecutive trips to the NCAA Tournament, a BYU record
- Five-consecutive 25-win seasons, a BYU record
- Holds top two spots for wins in a season in BYU history with 32 in 2010-11 and 30 in 2009-10
- Took BYU to the Sweet 16 in 2011 for the first time since 1981
- Coached Jimmer Fredette, the 2011 Consensus National Player of the Year (received the Wooden Award, Naismith Trophy, Oscar Robertson Trophy and other national awards)
- Naismith Coach of the Year Finalist in 2011
- Finalist for the Clair Bee Award in 2010

**COACHING EXPERIENCE**

- BYU Head Coach (2005-present)
- BYU Associate Head Coach (2000-2005)
- BYU Assistant Coach (1997-2000)
- Dixie State Head Coach (1990-1997)
- Dixie State Assistant Coach (1987-1990)
- Assistant coach at Pine View High School (1986-87)
- Head coach at Millard High School (1983-86)

**SERVICE**

- NABC Game Pillar Award for Service in 2008
- 63rd recipient of the Dale Rex Memorial Award
- Honorary Chair of the Children with Cancer Christmas Foundation
- Was the first coach in the state of Utah to participate in the American Cancer Society's nationwide Coaches vs. Cancer campaign
- Lobbied before Congress for more funding for cancer research in September 2010

**EDUCATION**

- Houston (1983, B.A.)

**PLAYING CAREER**

- Played baseball and basketball at Dixie State College
- Played for Houston from 1980-83 (played in 1980-81 and 82-82, redshirted in 1981-82)
- Co-Captain on the famous "Phi-Slamma Jamma" team that featured Hakeem Olajuwon and Clyde Drexler
- Helped Houston achieve a No. 1 ranking and reach the national championship game in 1983

**MISSION**

- Manchester England (1977-79)

**PERSONAL/FAMILY**

- Wife: Cheryl
- Children: Daughter Chanell and husband Brock Reichner, son Garrett and wife Brooke, daughter Taylor
- Dave and Cheryl Rose have five grandchildren



Click/scan to view Dave Rose's profile on  
BYUcougars.com

**ROSE DIVISION I COACHING LEDGER**

SCHOOL	SEASON	OVERALL	PCT.	MWC/WCC	PCT.	MWC/WCC TOURNEY	NCAA/NIT
BYU	2005-06	20-9	.690	12-4	.750	0-1	0-1 NIT
BYU	2006-07	25-9	.735	13-3	.813	2-1	0-1 NCAA
BYU	2007-08	27-8	.771	14-2	.875	2-1	0-1 NCAA
BYU	2008-09	25-8	.758	12-4	.750	1-1	0-1 NCAA
BYU	2009-10	30-6	.833	13-3	.813	1-1	1-1 NCAA
BYU	2010-11	32-5	.865	14-2	.875	2-1	2-1 NCAA
BYU	2011-12	23-7	.767	11-4	.733	—	—
<b>TOTAL</b>		<b>182-52</b>	<b>.778</b>	<b>89-22</b>	<b>.802</b>	<b>8-6 (.571)</b>	<b>3-6</b>



**0 — BRANDON DAVIES**

**6-9 • 235 • Junior • Forward**  
**Provo, Utah (Provo HS)**

**DAVIES NOTES****Last time Out**

- Posted his seventh double-double of the season with 23 points and 10 boards at Gonzaga and added 2 blocks and 6 steals

**In 2011-12**

- Has started every game, scored in double figures 24 times
- WCC Player of the Week for Feb. 6, averaging 16.5 points, 9 rebounds and 4.5 steals
- WCC Player of the Week for Jan. 2, averaging 21.0 points and 14.0 boards with two double-doubles
- Seven double-doubles this season (Pts/Reb); vs. Baylor (18/13), vs. CSUSM (14/13), vs. San Diego (21/22), at LMU (15/10), at San Diego (12/12), at Portland (18/13) and at Gonzaga (23/10)
- Set career-high of 22 rebounds and added 21 points vs. San Diego
- Averages 14.6 points, 7.8 rebounds, 2.1 assists, 1.5 steals and 1.4 blocks
- 50.0 percent FG shooting and 70.8 percent FT shooting
- Named to the All-WCC Preseason team

**Other**

- Mother is Linda Kathleen Davies and has one brother and one sister
- Also recruited by Utah, Gonzaga, Utah State, Cal Berkeley, Washington State, Penn State and Santa Clara
- Played for Craig Drury at Provo High School where he helped lead the Bulldogs to state titles as a sophomore and junior and a second-place finish as a senior

Click/scan for Davies' bio  
 on BYUcougars.com

**11-12 SEASON HIGHS**

Points: 29, at Pepperdine — 1/21/12  
 Points 1st half: 15, at Saint Mary's — 12/29/11  
 Points 2nd half: 17, at Pepperdine — 1/21/12  
 Rebounds: 22, San Diego — 12/31/11  
 Assists: 6, vs. San Francisco — 1/7/12  
 Steals: 8, at Portland — 2/4/12  
 Blocks: 3, Weber State — 12/7/11  
 FG made: 11, at Saint Mary's — 12/29/11  
 FG attempts: 18, at SMC — 12/29/11, SMC — 1/28/12  
 3FG made: —  
 3FG attempts: 1, Baylor — 12/17/11  
 FT made: 15, at Pepperdine — 1/21/12  
 FT attempts: 18, at Pepperdine — 1/21/12

**CAREER HIGHS**

Points: 29, at Pepperdine — 1/21/12  
 Rebounds: 22, San Diego — 12/31/11  
 Assists: 6, at Air Force — 02/09/11, vs. San Francisco — 1/7/12  
 Steals: 8, at Portland — 2/4/12  
 Blocks: 3, four times, last, Weber State — 12/7/11  
 FG made: 11, at Saint Mary's — 12/29/11  
 FG attempts: 18, at Saint Mary's — 12/29/11  
 3FG made: —  
 3FG attempts: 1, Utah — 01/30/10, Baylor — 12/17/11  
 FT made: 15, at Pepperdine — 1/21/12  
 FT attempts: 18, at Pepperdine — 1/21/12

**MISCELLANEOUS**

	11-12	Career
Double-Figure Pts:	24 (18-6)	50 (42-8)
20-plus Pts:	7 (5-2)	10 (8-2)
Double-Figure Reb:	7 (5-2)	11 (9-2)
Double-Doubles:	7 (5-2)	11 (9-2)
3-plus Steals:	5 (2-3)	6 (3-3)
3-plus Blocks:	1 (1-0)	4 (4-0)
3-plus 3-point FGs:	0 (0-0)	0 (0-0)
Scoring Leader:	8 (5-3)	9 (6-3)
Rebound Leader:	14 (9-5)	28 (21-7)
Assist Leader:	3 (3-0)	5 (5-0)

**2011-12 GAME-BY-GAME**

Opponent	Date	GS	Min	FG	FGA	Pct	3FG	FGA	Pct	FT	FTA	Pct	Off	Def	TR	Avg	PF	FO	A	TO	Blk	Stl	Pts	Avg	
at Utah State	11/11/11	*	24	4	10	.400	0	0	.000	5	9	.556	2	3	5	5.0	3	0	1	3	1	2	13	13.0	
BYU-HAWAII	11/15/11	*	28	10	13	.769	0	0	.000	5	6	.833	3	6	9	7.0	3	0	3	5	2	1	25	19.0	
LONGWOOD	11/18/11	*	20	1	3	.333	0	0	.000	0	0	.000	2	2	4	6.0	3	0	4	5	0	0	2	13.3	
PRAIRIE VIEW A&M	11/22/11	*	26	4	8	.500	0	0	.000	5	6	.833	3	5	8	6.5	3	0	3	4	2	1	13	13.3	
vs Nevada	11/25/11	*	25	4	8	.500	0	0	.000	2	2	1.000	0	3	3	5.8	5	1	4	0	1	0	10	12.6	
vs Wisconsin	11/26/11	*	30	4	10	.400	0	0	.000	1	1	1.000	0	4	4	5.5	2	0	1	4	0	3	9	12.0	
vs Northern Arizona	11/30/11	*	28	6	9	.667	0	0	.000	2	2	1.000	2	7	9	6.0	1	0	3	0	0	1	14	12.3	
vs Oregon	12/03/11	*	20	2	10	.200	0	0	.000	2	2	1.000	1	4	5	5.9	5	1	2	1	1	0	6	11.5	
WEBER STATE	12/07/11	*	22	5	11	.455	0	0	.000	1	1	1.000	3	6	9	6.2	4	0	0	2	3	1	11	11.4	
at Utah	12/10/11	*	25	1	4	.250	0	0	.000	1	2	.500	3	6	9	6.5	3	0	1	1	1	1	3	10.6	
BAYLOR	12/17/11	*	36	6	15	.400	0	1	.000	6	9	.667	5	8	13	7.1	3	0	1	1	1	1	18	11.3	
BUFFALO	12/20/11	*	22	1	3	.333	0	0	.000	0	2	.000	3	1	4	6.8	3	0	1	0	2	1	2	10.5	
UC SANTA BARBARA	12/22/11	*	32	7	16	.438	0	0	.000	3	3	1.000	2	4	6	6.8	2	0	1	2	0	4	17	11.0	
CS SAN MARCOS	12/27/11	*	26	7	11	.636	0	0	.000	0	0	.000	4	9	13	7.2	1	0	2	2	1	0	14	11.2	
at Saint Mary's (CA)	12/29/11	*	30	11	18	.611	0	0	.000	6	8	.750	3	4	7	7.2	4	0	0	3	1	5	28	12.3	
SAN DIEGO	12/31/11	*	35	8	13	.615	0	0	.000	5	8	.625	6	16	22	8.1	3	0	4	3	2	1	21	12.9	
at Loyola Marymount	01/05/12	*	29	6	12	.500	0	0	.000	3	5	.600	0	10	10	8.2	4	0	2	6	2	0	15	13.0	
SAN FRANCISCO	01/07/12	*	22	5	9	.556	0	0	.000	2	4	.500	2	4	6	8.1	4	0	6	2	2	1	12	12.9	
SANTA CLARA	01/14/12	*	29	9	13	.692	0	0	.000	5	7	.714	0	5	5	7.9	4	0	2	2	1	2	23	13.5	
at San Diego	01/16/12	*	32	3	9	.333	0	0	.000	6	10	.600	6	6	12	8.2	2	0	2	2	2	1	12	13.4	
LOYOLA MARYMOUNT	01/19/12	*	31	4	8	.500	0	0	.000	6	8	.750	2	7	9	8.2	5	1	2	2	2	0	14	13.4	
at Pepperdine	01/21/12	*	35	7	14	.500	0	0	.000	15	18	.833	0	6	6	8.1	3	0	4	3	2	0	29	14.1	
at Virginia Tech	01/25/12	*	24	3	9	.333	0	0	.000	11	12	.917	2	3	5	8.0	4	0	4	3	1	1	17	14.3	
SAINT MARY'S	01/28/12	*	32	6	18	.333	0	0	.000	2	4	.500	4	3	7	7.9	4	0	1	6	1	2	14	14.3	
GONZAGA	02/02/12	*	31	7	12	.583	0	0	.000	1	3	.333	2	3	5	7.8	4	0	1	4	1	1	15	14.3	
at Portland	02/04/12	*	38	7	13	.538	0	0	.000	4	10	.400	5	8	13	8.0	2	0	4	4	1	8	18	14.4	
PEPPERDINE	02/11/12	*	27	3	7	.429	0	0	.000	7	8	.875	2	5	7	8.0	0	0	2	4	2	0	13	14.4	
at San Francisco	02/16/12	*	21	3	7	.429	0	0	.000	0	0	.000	0	5	5	7.9	4	0	2	2	2	1	6	14.1	
at Santa Clara	02/18/12	*	26	6	7	.857	0	0	.000	8	11	.727	0	3	3	7.7	4	0	0	4	2	0	20	14.3	
at Gonzaga	02/23/12	*	36	8	18	.444	0	0	.000	7	10	.700	4	6	10	7.8	5	1	1	4	2	6	23	14.6	
Totals			30	842	158	318	.497	0	1	.000	121	171	.708	71	162	233	7.8	97	4	64	84	41	45	437	14.6

**CAREER STATISTICS (ALL GAMES)**

Year	GP	GS	Min	Avg	FG	FGA	Pct	3FG	FGA	Pct	FT	FTA	Pct	Off	Def	TR	Avg	PF	FO	A	TO	Blk	Stl	Pts	Avg
2009-10	35	1	474	13.5	69	128	.539	0	1	.000	50	88	.568	30	74	104	3.0	91	1	9	47	14	13	188	5.4
2010-11	29	26	721	24.9	115	219	.525	0	0	.000	93	138	.674	63	117	180	6.2	90	4	43	44	27	20	323	11.1
2011-12	30	30	842	28.1	158	318	.497	0	1	.000	121	171	.708	71	162	233	7.8	97	4	64	84	41	45	437	14.6
<b>TOTAL</b>	<b>94</b>	<b>57</b>	<b>2037</b>	<b>21.7</b>	<b>342</b>	<b>665</b>	<b>.514</b>	<b>0</b>	<b>2</b>	<b>.000</b>	<b>264</b>	<b>397</b>	<b>.665</b>	<b>164</b>	<b>353</b>	<b>517</b>	<b>5.5</b>	<b>278</b>	<b>9</b>	<b>116</b>	<b>175</b>	<b>82</b>	<b>78</b>	<b>948</b>	<b>10.1</b>

**CAREER STATISTICS (CONFERENCE GAMES)**

Year	GP	GS	Min	Avg	FG	FGA	Pct	3FG	FGA	Pct	FT	FTA	Pct	Off	Def	TR	Avg	PF	FO	A	TO	Blk	Stl	Pts	Avg
2009-10	15	0	187	12.5	29	63	.460	0	1	.000	22	41	.537	13	35	48	3.2	35	0	3	21	5	6	80	5.3
2010-11	14	14	395	28.2	54	111	.486	0	0	.000	51	74	.689	30	72	102	7.3	46	2	29	25	16	13	159	11.4
2011-12	15	15	454	30.3	93	178	.522	0	0	.000	77	114	.675	36	91	127	8.5	52	2	33	51	25	28	263	17.5
<b>TOTAL</b>	<b>44</b>	<b>29</b>	<b>1036</b>	<b>23.5</b>	<b>176</b>	<b>352</b>	<b>.500</b>	<b>0</b>	<b>1</b>	<b>.000</b>	<b>150</b>	<b>229</b>	<b>.655</b>	<b>79</b>	<b>198</b>	<b>277</b>	<b>6.3</b>	<b>133</b>	<b>4</b>	<b>65</b>	<b>97</b>	<b>46</b>	<b>47</b>	<b>502</b>	<b>11.4</b>



**1 — CHARLES ABOUO**

**6-5 • 215 • Senior • Guard/Forward**  
**Abidjan, Cote d'Ivoire (Brewster Academy)**

**ABOUO NOTES****Last time Out**

- Posted a double-double with 10 points and 10 rebounds at Gonzaga and added 2 steals

**In 2011-12**

- Has started every game and scored in double figures 17 times
- Averages 11.3 points, 6.3 rebounds, 2.8 assists and 1.1 steals
- Narrowly missed double-doubles vs. Baylor (17 pts, 9 reb), at Pepperdine (15 pts, 9 reb), at Virginia Tech (9 points, 8 reb)
- Posted a double-double with 19 points on 6 of 9 shooting and a career-best 16 rebounds, 4 assists and 2 blocks vs. Longwood
- Scored a season-high 22 points, tied a career high with four 3s and added 8 boards, 4 assists and 3 steals against Nevada
- 43.8 percent FG shooting, 37.6 percent 3-point FG shooting and 74.5 percent FT shooting

**Other**

- Parents are Ernest and Yvonne Abouo
- Also recruited by San Diego State, Wichita State, Utah State, Loyola, Montana, Tulsa and Virginia Commonwealth
- Played for the Cote d'Ivoire Senior National Team during the summers of 2009 and 2010
- Played in the 2010 World Championships in Turkey with the Cote d'Ivoire National Team.
- Helped Brewster Academy (Wolfeboro, N.H.) set a school record with a 31-4 overall record in 2007-08

Click scan for Abouo's  
 bio on BYUcougars.com

**11-12 SEASON HIGHS**

Points: 22, vs Nevada – 11/25/11  
 Points 1st half: 17, Pepperdine – 2/11/12  
 Points 2nd half: 16 vs Nevada – 11/25/11  
 Rebounds: 16, Longwood – 11/18/11  
 Assists: 7, vs. San Francisco – 1/7/12, at San Diego – 1/16/12  
 Steals: 3, BYU-Hawaii – 11/15/11, vs. Nevada – 11/25/11  
 Blocks: 2 Longwood – 11/18/11  
 FG made: 8 vs. Nevada – 11/25/11  
 FG attempts: 15, vs. Oregon – 12/3/11  
 3FG made: 5, Pepperdine – 2/11/12  
 3FG attempts: 8, Pepperdine – 2/11/12  
 FT made: 9, UCSB – 12/22/11  
 FT attempts: 10, San Diego – 12/31/11

**CAREER HIGHS**

Points: 25, Wyoming – 03/05/11  
 Rebounds: 16, Longwood – 11/18/11  
 Assists: 7, vs. San Francisco – 1/7/12, at San Diego – 1/16/12  
 Steals: 3, three times, last, vs. Nevada – 11/25/11  
 Blocks: 2, Colorado State – 02/23/11; Longwood – 11/18/11  
 FG made: 9, Wyoming – 03/05/11  
 FG attempts: 15, vs. Oregon – 12/3/11  
 3FG made: 5, Pepperdine – 2/11/12  
 3FG attempts: 8, Pepperdine  
 FT made: 9, UCSB – 12/22/11  
 FT attempts: 10, vs Arizona – 12/11/10, San Diego – 12/31/11

**MISCELLANEOUS**

	11-12	Career
<b>Double-Figure Pts:</b>	17 (13-4)	31 (26-5)
<b>20-plus Pts:</b>	2 (2-0)	5 (5-0)
<b>Double-Figure Reb:</b>	4 (3-1)	6 (5-1)
<b>Double-Doubles:</b>	3 (2-1)	4 (3-1)
<b>3-plus Steals:</b>	2 (2-0)	3 (3-0)
<b>3-plus Blocks:</b>	0 (0-0)	0 (0-0)
<b>3-plus 3-point FGs:</b>	5 (4-1)	7 (6-1)
<b>Scoring Leader:</b>	3 (3-0)	3 (3-0)
<b>Rebound Leader:</b>	10 (8-2)	19 (17-2)
<b>Assist Leader:</b>	6 (6-0)	7 (7-0)

**2011-12 GAME-BY-GAME**

Opponent	Date	GS	Min	FG	FGA	Pct	3FG	FGA	Pct	FT	FTA	Pct	Off	Def	TR	Avg	PF	FO	A	TO	Blk	Stl	Pts	Avg	
at Utah State	11/11/11	*	36	4	6	.667	3	5	.600	5	7	.714	3	3	6	6.0	4	0	3	3	0	0	16	16.0	
BYU-HAWAII	11/15/11	*	20	1	4	.250	0	0	.000	2	5	.400	0	6	6	6.0	4	0	3	4	0	3	4	10.0	
LONGWOOD	11/18/11	*	27	6	9	.667	2	3	.667	5	8	.625	5	11	16	9.3	0	0	4	1	2	0	19	13.0	
PRAIRIE VIEW A&M	11/22/11	*	24	4	6	.667	2	3	.667	3	5	.600	2	5	7	8.8	0	0	3	1	0	2	13	13.0	
vs Nevada	11/25/11	*	38	8	12	.667	4	5	.800	2	2	1.000	2	6	8	8.6	2	0	4	5	0	3	22	14.8	
vs Wisconsin	11/26/11	*	34	2	6	.333	0	2	.000	2	2	1.000	1	3	4	7.8	3	0	2	4	1	0	6	13.3	
vs Northern Arizona	11/30/11	*	14	3	8	.375	1	3	.333	2	2	1.000	0	3	3	7.1	2	0	1	2	0	1	9	12.7	
vs Oregon	12/03/11	*	31	3	15	.200	2	6	.333	0	0	.000	5	7	12	7.8	2	0	3	1	0	1	8	12.1	
WEBER STATE	12/07/11	*	23	6	10	.600	3	4	.750	0	1	.000	0	4	4	7.3	2	0	4	0	0	2	15	12.4	
at Utah	12/10/11	*	25	4	6	.667	1	2	.500	2	2	1.000	2	4	6	7.2	3	0	0	2	1	1	11	12.3	
BAYLOR	12/17/11	*	22	7	10	.700	1	4	.250	2	2	1.000	6	3	9	7.4	4	0	2	5	1	0	17	12.7	
BUFFALO	12/20/11	*	24	3	10	.300	1	3	.333	1	2	.500	2	4	6	7.3	4	0	4	4	0	2	8	12.3	
UC SANTA BARBARA	12/22/11	*	26	3	7	.429	1	1	1.000	9	9	1.000	2	4	6	7.2	4	0	2	2	0	2	16	12.6	
CS SAN MARCOS	12/27/11	*	21	1	7	.143	0	4	.000	1	4	.250	3	2	5	7.0	2	0	4	2	0	0	3	11.9	
at Saint Mary's (CA)	12/29/11	*	20	4	9	.444	1	2	.500	0	1	.000	2	2	4	6.8	4	0	0	2	0	0	9	11.7	
SAN DIEGO	12/31/11	*	30	3	8	.375	1	4	.250	8	10	.800	1	3	4	6.6	2	0	3	1	0	1	15	11.9	
at Loyola Marymount	01/05/12	*	33	3	13	.231	1	4	.250	0	0	.000	2	5	7	6.6	3	0	4	0	0	1	7	11.6	
SAN FRANCISCO	01/07/12	*	26	1	5	.200	0	1	.000	0	0	.000	0	2	2	6.4	0	0	7	0	0	2	2	11.1	
SANTA CLARA	01/14/12	*	21	3	6	.500	1	2	.500	6	6	1.000	0	1	1	6.1	4	0	3	1	0	1	13	11.2	
at San Diego	01/16/12	*	34	6	13	.462	0	3	.000	2	2	1.000	1	6	7	6.2	2	0	7	0	0	0	14	11.4	
LOYOLA MARYMOUNT	01/19/12	*	24	3	9	.333	0	4	.000	4	5	.800	1	1	2	6.0	5	1	2	3	0	2	10	11.3	
at Pepperdine	01/21/12	*	37	5	8	.625	2	4	.500	3	4	.750	2	7	9	6.1	1	0	4	1	0	0	15	11.5	
at Virginia Tech	01/25/12	*	31	3	13	.231	1	7	.143	2	2	1.000	3	5	8	6.2	2	0	2	1	0	1	9	11.3	
SAINT MARY'S	01/28/12	*	23	2	3	.667	0	0	.000	2	4	.500	2	0	2	6.0	5	1	1	1	0	1	6	11.1	
GONZAGA	02/02/12	*	19	1	4	.250	0	1	.000	2	2	1.000	0	1	1	5.8	4	0	1	1	0	0	4	10.8	
at Portland	02/04/12	*	17	1	6	.167	1	4	.250	4	6	.667	2	5	7	5.8	4	0	0	1	1	2	7	10.7	
PEPPERDINE	02/11/12	*	27	7	11	.636	5	8	.625	4	4	1.000	2	10	12	6.1	0	0	2	0	1	2	23	11.1	
at San Francisco	02/16/12	*	34	6	11	.545	3	6	.500	0	0	.000	2	4	6	6.1	2	0	4	2	0	1	15	11.3	
at Santa Clara	02/18/12	*	34	6	10	.600	0	2	.000	2	2	1.000	2	6	8	6.1	2	0	4	1	0	1	14	11.4	
at Gonzaga	02/23/12	*	37	4	13	.308	1	4	.250	1	3	.333	6	4	10	6.3	3	0	0	2	0	2	10	11.3	
Totals			30	812	113	258	.438	38	101	.376	76	102	.745	61	127	188	6.3	79	2	83	53	7	34	340	11.3


**CAREER STATISTICS (ALL GAMES)**

Year	GP	GS	Min	Avg	FG	FGA	Pct	3FG	FGA	Pct	FT	FTA	Pct	Off	Def	TR	Avg	PF	FO	A	TO	Blk	Stl	Pts	Avg
2008-09	33	1	354	10.7	30	75	.400	9	21	.429	27	42	.643	13	49	62	1.9	33	1	13	22	3	9	96	2.9
2009-10	36	2	464	12.9	57	122	.467	11	27	.407	39	55	.709	40	70	110	3.1	56	1	31	29	9	19	164	4.6
2010-11	37	22	772	20.9	88	212	.415	24	83	.289	68	90	.756	52	127	179	4.8	83	2	30	40	11	29	268	7.2
2011-12	30	30	812	27.1	113	258	.438	38	101	.376	76	102	.745	61	127	188	6.3	79	2	83	53	7	34	340	11.3
<b>TOTAL</b>	<b>136</b>	<b>55</b>	<b>2402</b>	<b>17.7</b>	<b>288</b>	<b>667</b>	<b>.432</b>	<b>82</b>	<b>232</b>	<b>.353</b>	<b>210</b>	<b>289</b>	<b>.727</b>	<b>166</b>	<b>373</b>	<b>539</b>	<b>4.0</b>	<b>251</b>	<b>6</b>	<b>157</b>	<b>144</b>	<b>30</b>	<b>91</b>	<b>868</b>	<b>6.4</b>

**CAREER STATISTICS (CONFERENCE GAMES)**

Year	GP	GS	Min	Avg	FG	FGA	Pct	3FG	FGA	Pct	FT	FTA	Pct	Off	Def	TR	Avg	PF	FO	A	TO	Blk	Stl	Pts	Avg
2008-09	16	1	137	8.6	14	34	.412	5	10	.500	5	11	.455	4	16	20	1.3	14	0	3	7	1	2	38	2.4
2009-10	16	0	220	13.8	31	61	.508	5	13	.385	14	19	.737	21	38	59	3.7	25	0	17	10	5	10	81	5.1
2010-11	16	7	333	20.8	46	96	.479	14	36	.389	29	40	.725	19	49	68	4.3	40	0	8	13	5	15	135	8.4
2011-12	15	15	416	27.7	55	129	.426	16	49	.327	38	49	.776	25	57	82	5.5	41	2	42	16	2	16	164	10.9
<b>TOTAL</b>	<b>63</b>	<b>23</b>	<b>1106</b>	<b>17.6</b>	<b>146</b>	<b>320</b>	<b>.456</b>	<b>40</b>	<b>108</b>	<b>.370</b>	<b>86</b>	<b>119</b>	<b>.723</b>	<b>69</b>	<b>160</b>	<b>229</b>	<b>3.6</b>	<b>120</b>	<b>2</b>	<b>70</b>	<b>46</b>	<b>13</b>	<b>43</b>	<b>418</b>	<b>6.6</b>



**2 — CRAIG CUSICK**6-2 • 185 • Junior • Guard  
Orem, Utah (Utah)**CUSICK NOTES****Last time Out**

- Posted 3 points and 2 rebounds at Gonzaga

**In 2011-12**

- Has played in every game of the season and started three
- Averages 3.1 points, 2.0 assists and 1.3 rebounds
- Has made 14 of 28 treys (50.0 percent) in conference play
- 40.3 percent FG shooting and 40.4 percent 3-point FG shooting
- Scored 10 points at Utah with two 3-pointers
- Career-high 8 assists vs. Weber State and followed up with 6 at Utah
- Hit career-high 3 treys at Loyola Marymount

**Other**

- A member of the BYU practice squad in 2010-11
- Named first-team all-state by the Salt Lake Tribune as a junior and senior
- Named first-team all-state by the Deseret News as a senior and second team as a junior
- Leading scorer in 4A and 5A in 2005-06
- Averaged 22 points, 6.5 rebounds and 5 assists per game as a senior
- Orem High School's all-time leading scorer

Click/scan for Cusick's  
bio on BYUcougars.com**11-12 SEASON/CAREER HIGHS**

Points: 12, at Portland — 2/4/12  
 Points 1st half: 10, at Portland — 2/4/12  
 Points 2nd half: 9, at Loyola Marymount — 1/5/12  
 Rebounds: 4, at Loyola Marymount — 1/5/12  
 Assists: 8, Weber State — 12/7/11  
 Steals: 4, at Portland — 2/4/12  
 Blocks: —  
 FG made: 4, at Portland — 2/4/12  
 FG attempts: 9, at Portland — 2/4/12  
 3FG made: 3, at Loyola Marymount — 1/5/12  
 3FG attempts: 5, at Gonzaga — 2/23/12  
 FT made: 4, at Utah — 12/10/11  
 FT attempts: 6, at Pepperdine — 1/21/12

**MISCELLANEOUS**

	11-12	Career
Double-Figure Pts:	2 (2-0)	2 (2-0)
20-plus Pts:	0 (0-0)	0 (0-0)
Double-Figure Reb:	0 (0-0)	0 (0-0)
Double-Doubles:	0 (0-0)	0 (0-0)
3-plus Steals:	1 (1-0)	1 (1-0)
3-plus Blocks:	0 (0-0)	0 (0-0)
3-plus 3-point FGs:	1 (1-0)	1 (1-0)
Scoring Leader:	0 (0-0)	0 (0-0)
Rebound Leader:	0 (0-0)	0 (0-0)
Assist Leader:	5 (2-3)	5 (2-3)

**2011-12 GAME-BY-GAME**

Opponent	Date	GS	Min	FG	FGA	Pct	3FG	FGA	Pct	FT	FTA	Pct	Off	Def	TR	Avg	PF	FO	A	TO	Blk	Stl	Pts	Avg
at Utah State	11/11/11	9	0	0	.000	0	0	.000	2	2	1.000	0	0	0	0.0	1	0	1	0	0	1	2	2.0	
BYU-HAWAII	11/15/11	23	2	5	.400	1	4	.250	1	2	.500	0	3	3	1.5	1	0	0	0	0	1	6	4.0	
LONGWOOD	11/18/11	* 16	1	3	.333	1	3	.333	0	0	.000	0	2	2	1.7	3	0	1	0	0	0	3	3.7	
PRAIRIE VIEW A&M	11/22/11	* 19	1	2	.500	1	2	.500	0	0	.000	0	3	3	2.0	0	0	2	0	0	0	3	3.5	
vs Nevada	11/25/11	2	0	0	.000	0	0	.000	0	1	.000	0	0	0	1.6	0	0	0	0	0	1	0	2.8	
vs Wisconsin	11/26/11	20	1	1	1.000	0	0	.000	0	0	.000	1	0	1	1.5	3	0	4	1	0	1	2	2.7	
vs Northern Arizona	11/30/11	13	1	3	.333	0	2	.000	0	0	.000	0	1	1	1.4	0	0	2	2	0	1	2	2.6	
vs Oregon	12/03/11	3	0	0	.000	0	0	.000	0	0	.000	0	1	1	1.4	0	0	0	0	0	0	0	2.3	
WEBER STATE	12/07/11	21	0	1	.000	0	0	.000	0	0	.000	0	2	2	1.4	4	0	8	0	0	1	0	2.0	
at Utah	12/10/11	28	2	5	.400	2	4	.500	4	5	.800	0	3	3	1.6	3	0	6	2	0	0	10	2.8	
BAYLOR	12/17/11	* 18	1	3	.333	0	2	.000	0	0	.000	0	0	0	1.5	1	0	4	1	0	0	2	2.7	
BUFFALO	12/20/11	13	0	1	.000	0	1	.000	0	0	.000	0	0	0	1.3	1	0	3	1	0	0	0	2.5	
UC SANTA BARBARA	12/22/11	8	0	0	.000	0	0	.000	1	2	.500	0	0	0	1.2	0	0	0	1	0	0	1	2.4	
CS SAN MARCOS	12/27/11	15	2	3	.667	0	1	.000	1	1	1.000	0	1	1	1.2	0	0	1	1	0	1	5	2.6	
at Saint Mary's (CA)	12/29/11	15	2	2	1.000	1	1	1.000	0	0	.000	0	1	1	1.2	4	0	3	1	0	1	5	2.7	
SAN DIEGO	12/31/11	19	1	1	1.000	1	1	1.000	0	0	.000	0	1	1	1.2	0	0	3	1	0	1	3	2.8	
at Loyola Marymount	01/05/12	18	3	6	.500	3	3	1.000	0	0	.000	0	4	4	1.4	1	0	0	2	0	1	9	3.1	
SAN FRANCISCO	01/07/12	10	1	3	.333	1	2	.500	0	0	.000	0	1	1	1.3	0	0	1	1	0	0	3	3.1	
SANTA CLARA	01/14/12	19	1	1	1.000	1	1	1.000	0	0	.000	0	0	0	1.3	2	0	0	1	0	0	3	3.1	
at San Diego	01/16/12	18	3	3	1.000	2	2	1.000	0	0	.000	0	1	1	1.3	0	0	0	0	0	0	8	3.4	
LOYOLA MARYMOUNT	01/19/12	17	0	3	.000	0	2	.000	0	0	.000	0	0	0	1.2	1	0	4	1	0	2	0	3.2	
at Pepperdine	01/21/12	23	0	0	.000	0	0	.000	4	6	.667	0	2	2	1.2	1	0	2	0	0	1	4	3.2	
at Virginia Tech	01/25/12	5	0	0	.000	0	0	.000	0	0	.000	0	0	0	1.2	1	0	0	0	0	0	0	3.1	
SAINT MARY'S	01/28/12	13	1	2	.500	1	2	.500	0	0	.000	0	0	0	1.1	0	0	1	0	0	1	3	3.1	
GONZAGA	02/02/12	15	0	3	.000	0	1	.000	0	0	.000	0	3	3	1.2	1	0	2	0	0	2	0	3.0	
at Portland	02/04/12	29	4	9	.444	2	4	.500	2	4	.500	1	2	3	1.3	1	0	0	2	0	4	12	3.3	
PEPPERDINE	02/11/12	27	1	4	.250	1	2	.500	0	0	.000	0	1	1	1.3	1	0	5	1	0	1	3	3.3	
at San Francisco	02/16/12	13	0	2	.000	0	1	.000	1	2	.500	0	0	0	1.2	1	0	2	0	0	1	1	3.2	
at Santa Clara	02/18/12	19	0	1	.000	0	1	.000	0	0	.000	1	1	2	1.2	1	0	5	1	0	1	0	3.1	
at Gonzaga	02/23/12	14	1	5	.200	1	5	.200	0	0	.000	1	1	2	1.3	2	0	0	0	0	0	3	3.1	
Totals		3	482	29	72	.403	19	47	.404	16	25	.640	4	34	38	1.3	34	0	60	20	0	23	93	3.1

**CAREER STATISTICS (ALL GAMES)**

Year	GP	GS	Min	Avg	FG	FGA	Pct	3FG	FGA	Pct	FT	FTA	Pct	Off	Def	TR	Avg	PF	FO	A	TO	Blk	Stl	Pts	Avg
2011-12	30	3	482	16.1	29	72	.403	19	47	.404	16	25	.640	4	34	38	1.3	34	0	60	20	0	23	93	3.1
TOTAL	30	3	482	16.1	29	72	.403	19	47	.404	16	25	.640	4	34	38	1.3	34	0	60	20	0	23	93	3.1

**CAREER STATISTICS (CONFERENCE GAMES)**

Year	GP	GS	Min	Avg	FG	FGA	Pct	3FG	FGA	Pct	FT	FTA	Pct	Off	Def	TR	Avg	PF	FO	A	TO	Blk	Stl	Pts	Avg
2011-12	15	0	269	17.9	18	45	.400	14	28	.500	7	12	.583	3	18	21	1.4	16	0	28	11	0	16	57	3.8
TOTAL	15	0	269	17.9	18	45	.400	14	28	.500	7	12	.583	3	18	21	1.4	16	0	28	11	0	16	57	3.8





**5 — CHRIS COLLINSWORTH**

6-9 • 235 • Sophomore • Forward  
Provo, Utah (Provo HS)

**COLLINSWORTH NOTES****Last time Out**

- Did not play at Gonzaga

**In 2011-12**

- Played in first two games of 2011-12 season
- Is currently out with a knee injury

**Other**

- Parents are Jeff and Alisa and has two sisters and two brothers, brother Kyle played as a freshman for BYU in 2010-11 and is currently serving a mission in Russia
- Served a mission for The Church of Jesus Christ of Latter-day Saints in Australia
- Named the 2007 Gatorade Utah Boys' Basketball Player of the Year and helped Provo win the state title with 27 points in the title game
- As a senior was first-team all-state and received Deseret News 4A and All-Valley MVP honors
- Averaged 16.6 points and 12 rebounds per game despite playing most of the season with a fracture in his right index finger
- Averaged 14.1 points, 6.5 rebounds and 3.3 assists per game to go along with 38 steals and 28 blocks as a junior

Click/scan for Collinsworth's bio  
on BYUcougars.com

**11-12 SEASON HIGHS**

Points: —  
Points 1st half: —  
Points 2nd half: —  
Rebounds: 1, BYU-Hawaii – 11/15/11  
Assists: 1 at Utah State – 11/11/11  
Steals: —  
Blocks: 1, BYU-Hawaii – 11/15/11  
FG made: —  
FG attempts: 1 at Utah State – 11/11/11  
3FG made: —  
3FG attempts: 1 at Utah State – 11/11/11  
FT made: —  
FT attempts: —

**CAREER HIGHS**

Points: 15, Chicago State – 11/20/10  
Rebounds: 11, at UNLV – 01/15/08  
Assists: 3, 4 times  
Steals: 2, twice, last vs. Chicago State – 11/20/10  
Blocks: 2, 3 times, last vs. Colorado State – 03/13/08  
FG made: 5, Chicago State – 11/20/10  
FG attempts: 8, Chicago State – 11/20/10  
3FG made: 1, 7 times  
3FG attempts: 3, 4 times  
FT made: 7, at Weber State – 12/21/10  
FT attempts: 8, at Weber State – 12/21/10

**MISCELLANEOUS**

	11-12	Career
Double-Figure Pts:	0 (0-0)	4 (4-0)
20-plus Pts:	0 (0-0)	0 (0-0)
Double-Figure Reb:	0 (0-0)	3 (2-1)
Double-Doubles:	0 (0-0)	1 (1-0)
3-plus Steals:	0 (0-0)	0 (0-0)
3-plus Blocks:	0 (0-0)	0 (0-0)
3-plus 3-point FGs:	0 (0-0)	1 (1-0)
Scoring Leader:	0 (0-0)	0 (0-0)
Rebound Leader:	0 (0-0)	11 (8-3)
Assist Leader:	0 (0-0)	1 (0-1)

**2011-12 GAME-BY-GAME**

Opponent	Date	GS	Min	FG	FGA	Pct	3FG	FGA	Pct	FT	FTA	Pct	Off	Def	TR	Avg	PF	FO	A	TO	Blk	Stl	Pts	Avg
at Utah State	11/11/11		5	0	1	.000	0	1	.000	0	0	.000	0	0	0	0.0	3	0	1	2	0	0	0	0.0
BYU-HAWAII	11/15/11		7	0	1	.000	0	0	.000	0	0	.000	0	1	1	0.5	0	0	0	1	1	0	0	0.0
LONGWOOD	11/18/11		DNP																					
PRAIRIE VIEW A&M	11/22/11		DNP																					
vs. Nevada	11/25/11		DNP																					
vs. Wisconsin	11/26/11		DNP																					
vs. Northern Arizona	11/30/11		DNP																					
vs. Oregon	12/03/11		DNP																					
WEBER STATE	12/07/11		DNP																					
at Utah	12/10/11		DNP																					
BAYLOR	12/17/11		DNP																					
BUFFALO	12/20/11		DNP																					
UC SANTA BARBARA	12/22/11		DNP																					
CS SAN MARCOS	12/27/11		DNP																					
at Saint Mary's (CA)	12/29/11		DNP																					
SAN DIEGO	12/31/11		DNP																					
at Loyola Marymount	01/05/12		DNP																					
SAN FRANCISCO	01/07/12		DNP																					
SANTA CLARA	01/14/12		DNP																					
at San Diego	01/16/12		DNP																					
LOYOLA MARYMOUNT	01/19/12		DNP																					
at Pepperdine	01/21/12		DNP																					
at Virginia Tech	01/25/12		DNP																					
SAINT MARY'S	01/28/12		DNP																					
GONZAGA	02/02/12		DNP																					
at Portland	02/04/12		DNP																					
PEPPERDINE	02/11/12		DNP																					
at San Francisco	02/16/12		DNP																					
at Santa Clara	02/18/12		DNP																					
at Gonzaga	02/23/12		DNP																					

**CAREER STATISTICS (ALL GAMES)**


Year	GP	GS	Min	Avg	FG	FGA	Pct	3FG	FGA	Pct	FT	FTA	Pct	Off	Def	TR	Avg	PF	FO	A	TO	Blk	Stl	Pts	Avg
2007-08	35	6	557	15.9	42	112	.375	6	33	.182	22	51	.431	47	122	169	4.8	53	0	19	32	14	9	112	3.2
2010-11	9	4	147	16.3	16	39	.410	1	8	.125	20	27	.741	16	34	50	5.6	16	1	12	8	0	4	53	5.9
2011-12	2	0	12	6.0	0	2	.000	0	1	.000	0	0	.000	0	1	1	0.5	3	0	1	3	1	0	0	0.0
TOTAL	46	10	716	15.6	58	153	.379	7	42	.167	42	78	.538	63	157	220	4.8	72	1	32	43	15	13	165	3.6

**CAREER STATISTICS (CONFERENCE GAMES)**

Year	GP	GS	Min	Avg	FG	FGA	Pct	3FG	FGA	Pct	FT	FTA	Pct	Off	Def	TR	Avg	PF	FO	A	TO	Blk	Stl	Pts	Avg
2007-08	16	1	242	15.1	20	57	.351	3	15	.200	7	20	.350	23	61	84	5.3	19	0	6	9	5	4	50	3.1
TOTAL	16	1	242	15.1	20	57	.351	3	15	.200	7	20	.350	23	61	84	5.3	19	0	6	9	5	4	50	3.1





**10 — MATT CARLINO**

**6-2 • 175 • Freshman • Guard**  
**Scottsdale, Ariz. (Bloomington South HS)**

**CARLINO NOTES****Last time Out**

- Totaled 23 points, 2 rebounds, 3 assists, 2 steals and 3 3-pointers at Gonzaga

**In 2011-12**

- Averaging 13.2 points, 4.5 assists, 3.3 rebounds and 1.6 steals
- Scored in double figures in 14 games
- Shooting 42.1 percent from the field and 75.0 percent from the free throw line
- Posted BYU's first 30-point game of the season with 30 points, including the game-winner, at San Francisco
- Went for 18 points and 5 assists vs. No. 24 Gonzaga
- Scored 22 points and added 6 assists, 1 block and 2 steals vs. UC Santa Barbara
- Posted a double-double vs. Buffalo with 10 points and 11 assists and added 7 rebounds and 3 steals
- Totaled 22 points, 8 assists, 1 block and 1 steal vs. Santa Clara

**Other**

- Redshirted at BYU in 2010-11 after transferring from UCLA
- Lists former Utah Jazz great, John Stockton, and New York Yankees' closer Mariano Rivera as his sports heroes
- Led Bloomington South to a 23-1 record while averaging 13.4 points, 5.9 rebounds and 4.3 assists per game
- Led Bloomington South to the 4A State Regional Finals and a No. 1 ranking for much of the season

Click/scan for Carlino's  
 bio on BYUcougars.com

**11-12 SEASON/CAREER HIGHS**

Points: 30, at San Francisco — 2/16/12  
 Points 1st half: 22, at San Francisco — 2/16/12  
 Points 2nd half: 16, CSUSM — 12/27/11  
 Rebounds: 7, Buffalo — 12/20/11, at San Diego — 1/16/12  
 Assists: 11, Buffalo — 12/20/11  
 Steals: 4, at San Francisco — 2/16/12  
 Blocks: 1, five times, last, at Portland — 2/4/12  
 FG made: 13, at San Francisco — 2/16/12  
 FG attempts: 23, at Gonzaga — 2/23/12  
 3FG made: 4, Baylor — 12/17/11, at USF — 2/16/12  
 3FG attempts: 9, at Gonzaga — 2/23/12  
 FT made: 7, at Portland — 2/4/12  
 FT attempts: 8, at Portland — 2/4/12

**MISCELLANEOUS**

	<b>11-12</b>	<b>Career</b>
<b>Double-Figure Pts:</b>	14 (10-4)	14 (10-4)
<b>20-plus Pts:</b>	3 (3-0)	3 (3-0)
<b>Double-Figure Reb:</b>	0 (0-0)	0 (0-0)
<b>Double-Doubles:</b>	1 (1-0)	1 (1-0)
<b>3-plus Steals:</b>	6 (6-0)	6 (6-0)
<b>3-plus Blocks:</b>	0 (0-0)	0 (0-0)
<b>3-plus 3-point FGs:</b>	7 (4-3)	7 (4-3)
<b>Scoring Leader:</b>	4 (2-2)	4 (2-2)
<b>Rebound Leader:</b>	0 (0-0)	0 (0-0)
<b>Assist Leader:</b>	12 (9-3)	12 (9-3)

**2011-12 GAME-BY-GAME**

Opponent	Date	GS	Min	FG	FGA	Pct	3FG	FGA	Pct	FT	FTA	Pct	Off	Def	TR	Avg	PF	FO	A	TO	Blk	Stl	Pts	Avg	
at Utah State	11/11/11	DNP																							
BYU-HAWAII	11/15/11	DNP																							
LONGWOOD	11/18/11	DNP																							
PRAIRIE VIEW A&M	11/22/11	DNP																							
vs. Nevada	11/25/11	DNP																							
vs. Wisconsin	11/26/11	DNP																							
vs. Northern Arizona	11/30/11	DNP																							
vs. Oregon	12/03/11	DNP																							
WEBER STATE	12/07/11	DNP																							
at Utah	12/10/11	DNP																							
BAYLOR	12/17/11		24	7	14	.500	4	8	.500	0	0	.000	0	1	1	1.0	4	0	2	4	1	1	18	18.0	
BUFFALO	12/20/11	*	29	3	9	.333	2	5	.400	2	2	1.000	1	6	7	4.0	3	0	11	5	0	3	10	14.0	
UC SANTA BARBARA	12/22/11	*	32	8	14	.571	3	5	.600	3	5	.600	0	2	2	3.3	1	0	6	3	1	2	22	16.7	
CS SAN MARCOS	12/27/11	*	21	6	7	.857	3	4	.750	4	4	1.000	0	2	2	3.0	2	0	0	2	0	3	19	17.3	
at Saint Mary's (CA)	12/29/11	*	27	5	15	.333	3	6	.500	0	0	.000	1	3	4	3.2	4	0	6	3	0	0	13	16.4	
SAN DIEGO	12/31/11	*	20	3	7	.429	2	5	.400	0	0	.000	0	6	6	3.7	5	1	3	2	1	3	8	15.0	
at Loyola Marymount	01/05/12	*	24	2	9	.222	1	7	.143	4	6	.667	1	1	2	3.4	0	0	7	1	0	1	9	14.1	
SAN FRANCISCO	01/07/12	*	31	4	6	.667	2	3	.667	2	2	1.000	0	1	1	3.1	1	0	4	2	0	2	12	13.9	
SANTA CLARA	01/14/12	*	33	7	12	.583	3	6	.500	4	6	.667	0	3	3	3.1	2	0	8	2	1	1	21	14.7	
at San Diego	01/16/12	*	25	5	9	.556	2	4	.500	2	2	1.000	1	6	7	3.5	2	0	2	4	1	0	14	14.6	
LOYOLA MARYMOUNT	01/19/12	*	30	2	10	.200	1	7	.143	0	0	.000	1	3	4	3.5	4	0	3	3	0	0	5	13.7	
at Pepperdine	01/21/12	*	20	0	4	.000	0	1	.000	0	0	.000	0	1	1	3.3	1	0	2	0	0	0	0	12.6	
at Virginia Tech	01/25/12	*	35	3	15	.200	1	8	.125	0	0	.000	1	5	6	3.5	2	0	5	1	0	0	7	12.2	
SAINT MARY'S	01/28/12	*	28	6	15	.400	0	5	.000	3	4	.750	1	2	3	3.5	5	1	3	0	0	0	15	12.4	
GONZAGA	02/02/12	*	28	7	13	.538	1	2	.500	3	4	.750	0	0	0	3.3	3	0	5	3	0	3	18	12.7	
at Portland	02/04/12	*	27	3	11	.273	0	4	.000	7	8	.875	1	3	4	3.3	2	0	4	2	1	1	13	12.8	
PEPPERDINE	02/11/12	*	20	4	11	.364	1	7	.143	1	1	1.000	0	3	3	3.3	0	0	6	3	0	3	10	12.6	
at San Francisco	02/16/12	*	37	13	19	.684	4	7	.571	0	1	.000	0	4	4	3.3	1	0	3	3	0	4	30	13.6	
at Santa Clara	02/18/12	*	22	1	4	.250	0	1	.000	0	0	.000	1	2	3	3.3	2	0	7	2	0	2	2	12.9	
at Gonzaga	02/23/12	*	33	7	23	.304	3	9	.333	1	3	.333	0	2	2	3.3	4	0	3	4	0	2	18	13.2	
Totals			19	546	96	228	.421	36	105	.343	36	48	.750	9	56	65	3.3	48	2	90	49	6	31	264	13.2


**CAREER STATISTICS (ALL GAMES)**

Year	GP	GS	Min	Avg	FG	FGA	Pct	3FG	FGA	Pct	FT	FTA	Pct	Off	Def	TR	Avg	PF	FO	A	TO	Blk	Stl	Pts	Avg
2011-12	20	19	546	27.3	96	228	.421	36	105	.343	36	48	.750	9	56	65	3.3	48	2	90	49	6	31	264	13.2
<b>TOTAL</b>	<b>20</b>	<b>19</b>	<b>546</b>	<b>27.3</b>	<b>96</b>	<b>228</b>	<b>.421</b>	<b>36</b>	<b>105</b>	<b>.343</b>	<b>36</b>	<b>48</b>	<b>.750</b>	<b>9</b>	<b>56</b>	<b>65</b>	<b>3.3</b>	<b>48</b>	<b>2</b>	<b>90</b>	<b>49</b>	<b>6</b>	<b>31</b>	<b>264</b>	<b>13.2</b>

**CAREER STATISTICS (CONFERENCE GAMES)**

Year	GP	GS	Min	Avg	FG	FGA	Pct	3FG	FGA	Pct	FT	FTA	Pct	Off	Def	TR	Avg	PF	FO	A	TO	Blk	Stl	Pts	Avg
2011-12	15	15	405	27.0	69	169	.408	23	75	.307	27	37	.730	7	40	47	3.1	36	2	66	34	4	22	188	12.5
<b>TOTAL</b>	<b>15</b>	<b>15</b>	<b>405</b>	<b>27.0</b>	<b>69</b>	<b>169</b>	<b>.408</b>	<b>23</b>	<b>75</b>	<b>.307</b>	<b>27</b>	<b>37</b>	<b>.730</b>	<b>7</b>	<b>40</b>	<b>47</b>	<b>3.1</b>	<b>36</b>	<b>2</b>	<b>66</b>	<b>34</b>	<b>4</b>	<b>22</b>	<b>188</b>	<b>12.5</b>



**12 — JOSH SHARP**

**6-7 • 185 • Freshman • Forward**  
**Highland, Utah (Utah)**

**SHARP NOTES****Last time Out**

- Played 18 minutes at Gonzaga and totaled 3 rebounds, 1 assist, 1 block and 1 steal

**In 2011-12**

- Has played in 23 of 29 games this year
- Has had at least 1 offensive rebound in 11 games
- Averages 1.4 points and 1.5 rebounds
- Knocked down first career 3-pointer vs. Prairie View A&M
- 40.9 percent FG shooting

**Other**

- Parents are Joe and Debbie Sharp
- Served a mission for The Church of Jesus Christ of Latter-day Saints in Houston
- Played for Quincy Lewis at Lone Peak High School
- Helped the Knights to back-to-back state titles in 2007-08
- Named first-team all-state by the Deseret News and Salt Lake Tribune
- A team captain as a senior
- Averaged 13.5 points and 6.3 rebounds as a senior
- Redshirted the 2008-09 season at Utah

Click/scan for Sharp's bio  
 on BYUcougars.com

**11-12 SEASON/CAREER HIGHS**

Points: 5, BYU-Hawaii – 11/15/11  
 Points 1st half: 4, Buffalo – 12/20/11  
 Points 2nd half: 5, BYU-Hawaii – 11/15/11, PVAMU – 11/22/11  
 Rebounds: 6, BYU-Hawaii – 11/15/11; PVAMU – 11/22/11  
 Assists: 3, Longwood – 11/18/11  
 Steals: 1, three times, last, San Diego – 12/31/11  
 Blocks: 1, three times, last at Gonzaga – 2/23/12  
 FG made: 2, three times, last, Buffalo – 12/20/11  
 FG attempts: 4, at Utah State – 11/11/11  
 3FG made: 1, Prairie View A&M – 11/22/11  
 3FG attempts: 1, four times, last, CSUSM – 1/27/11  
 FT made: 3, Pepperdine – 2/11/12  
 FT attempts: 4, CSUSM – 12/27/11, Pepperdine – 2/11/12

**MISCELLANEOUS**

	11-12	Career
Double-Figure Pts:	0 (0-0)	0 (0-0)
20-plus Pts:	0 (0-0)	0 (0-0)
Double-Figure Reb:	0 (0-0)	0 (0-0)
Double-Doubles:	0 (0-0)	0 (0-0)
3-plus Steals:	0 (0-0)	0 (0-0)
3-plus Blocks:	0 (0-0)	0 (0-0)
3-plus 3-point FGs:	0 (0-0)	0 (0-0)
Scoring Leader:	0 (0-0)	0 (0-0)
Rebound Leader:	0 (0-0)	0 (0-0)
Assist Leader:	0 (0-0)	0 (0-0)

**2011-12 GAME-BY-GAME**

Opponent	Date	GS	Min	FG	FGA	Pct	3FG	FGA	Pct	FT	FTA	Pct	Off	Def	TR	Avg	PF	FO	A	TO	Blk	Stl	Pts	Avg
at Utah State	11/11/11	15	1	4	.250	0	0	.000	0	0	.000	2	2	2	4	4.0	2	0	0	0	0	0	2	2.0
BYU-HAWAII	11/15/11	12	2	3	.667	0	0	.000	1	3	.333	2	4	6	5.0	2	0	1	0	0	1	5	3.5	
LONGWOOD	11/18/11	17	0	1	.000	0	0	.000	1	2	.500	1	3	4	4.7	3	0	3	1	0	0	1	2.7	
PRAIRIE VIEW A&M	11/22/11	22	2	2	1.000	1	1	1.000	0	0	.000	1	5	6	5.0	2	0	1	1	0	0	5	3.3	
vs Nevada	11/25/11	10	0	0	.000	0	0	.000	0	0	.000	0	1	1	4.2	1	0	0	2	0	0	0	2.6	
vs Wisconsin	11/26/11	1	0	0	.000	0	0	.000	0	0	.000	1	0	1	3.7	0	0	0	0	0	0	0	2.2	
vs Northern Arizona	11/30/11	16	1	2	.500	0	1	.000	0	0	.000	1	0	1	3.3	3	0	2	3	0	0	2	2.1	
vs Oregon	12/03/11	2	0	0	.000	0	0	.000	0	0	.000	0	0	0	2.9	1	0	0	1	0	0	0	1.9	
WEBER STATE	12/07/11	3	0	0	.000	0	0	.000	0	0	.000	0	0	0	2.6	0	0	0	1	0	0	0	1.7	
at Utah	12/10/11	DNP																						
BAYLOR	12/17/11	DNP																						
BUFFALO	12/20/11	14	2	3	.667	0	1	.000	0	0	.000	0	0	0	2.3	0	0	1	0	0	0	4	1.9	
UC SANTA BARBARA	12/22/11	3	0	0	.000	0	0	.000	0	0	.000	0	0	0	2.1	0	0	0	0	0	0	0	1.7	
CS SAN MARCOS	12/27/11	15	1	3	.333	0	1	.000	2	4	.500	2	2	4	2.3	0	0	1	1	0	1	4	1.9	
at Saint Mary's (CA)	12/29/11	1	0	0	.000	0	0	.000	2	2	1.000	1	0	1	2.2	0	0	0	0	0	0	2	1.9	
SAN DIEGO	12/31/11	5	0	0	.000	0	0	.000	0	0	.000	1	1	2	2.1	0	0	1	1	1	1	0	1.8	
at Loyola Marymount	01/05/12	DNP																						
SAN FRANCISCO	01/07/12	11	0	1	.000	0	0	.000	1	2	.500	0	0	0	2.0	1	0	0	0	1	0	1	1.7	
SANTA CLARA	01/14/12	2	0	0	.000	0	0	.000	2	2	1.000	0	1	1	1.9	0	0	0	0	0	0	2	1.8	
at San Diego	01/16/12	6	0	0	.000	0	0	.000	1	2	.500	0	0	0	1.8	1	0	0	0	0	0	1	1.7	
LOYOLA MARYMOUNT	01/19/12	2	0	0	.000	0	0	.000	0	0	.000	0	1	1	1.8	0	0	0	1	0	0	0	1.6	
at Pepperdine	01/21/12	DNP																						
at Virginia Tech	01/25/12	DNP																						
SAINT MARY'S	01/28/12	1	0	0	.000	0	0	.000	0	0	.000	1	0	1	1.7	0	0	0	0	0	0	0	1.5	
GONZAGA	02/02/12	DNP																						
at Portland	02/04/12	5	0	0	.000	0	0	.000	1	2	.500	0	0	0	1.7	0	0	0	0	0	0	1	1.5	
PEPPERDINE	02/11/12	7	0	1	.000	0	1	.000	3	4	.750	0	0	0	1.6	1	0	1	0	0	0	3	1.6	
at San Francisco	02/16/12	2	0	1	.000	0	0	.000	0	0	.000	0	0	0	1.5	1	0	0	0	0	0	0	1.5	
at Santa Clara	02/18/12	2	0	0	.000	0	0	.000	0	0	.000	0	1	1	1.5	1	0	0	0	0	0	0	1.4	
at Gonzaga	02/23/12	18	0	1	.000	0	0	.000	0	0	.000	3	0	3	1.5	2	0	1	0	1	1	0	1.4	
Totals		0	192	9	22	.409	1	5	.200	14	23	.609	16	21	37	1.5	21	0	12	12	3	4	33	1.4

**CAREER STATISTICS (ALL GAMES)**

Year	GP	GS	Min	Avg	FG	FGA	Pct	3FG	FGA	Pct	FT	FTA	Pct	Off	Def	TR	Avg	PF	FO	A	TO	Blk	Stl	Pts	Avg
2011-12	24	0	192	8.0	9	22	.409	1	5	.200	14	23	.609	16	21	37	1.5	21	0	12	12	3	4	33	1.4
TOTAL	24	0	192	8.0	9	22	.409	1	5	.200	14	23	.609	16	21	37	1.5	21	0	12	12	3	4	33	1.4

**CAREER STATISTICS (CONFERENCE GAMES)**

Year	GP	GS	Min	Avg	FG	FGA	Pct	3FG	FGA	Pct	FT	FTA	Pct	Off	Def	TR	Avg	PF	FO	A	TO	Blk	Stl	Pts	Avg
2011-12	12	0	62	5.2	0	4	.000	0	1	.000	10	14	.714	6	4	10	0.8	7	0	3	2	3	2	10	0.8
TOTAL	12	0	62	5.2	0	4	.000	0	1	.000	10	14	.714	6	4	10	0.8	7	0	3	2	3	2	10	0.8



**13 — BROCK ZYLSTRA**

6-6 • 210 • Junior • Guard  
La Verne, Calif. (Bonita HS)

**ZYLSTRA NOTES****Last time Out**

- Played 17 minutes at Gonzaga

**In 2011-12**

- Played in every game but 1 and has started 24
- Shot a perfect 8 of 8 from the field and made 6 treys vs. San Francisco. The six consecutive threes made ties a BYU record for consecutive 3-pointers in a single game (Jonathan Tavernari 2007, Nate Call 1991)
- Scored a career-high 26 points against Buffalo to go with 4 assists and 4 steals
- Averages 8.0 points, 4.0, 1.9 assists and 1.2 steals
- Has at least 1 steal in 22 games
- 45.8 percent FG shooting and 37.4 percent 3-point FG shooting

**Other**

- Parents are Dave and Maxine Zylstra
- Wife's name is Sarah and they have a daughter, Sophia
- Served a mission for The Church of Jesus Christ of Latter-day Saints in New Zealand
- Recruited by Yale, Harvard, UC Davis, UC Irvine, UC Santa Barbara and Dartmouth
- Averaged 22 points, 12 rebounds, three steals and one block per game as a senior at Bonita HS

Click/scan for Zylstra's  
bio on BYUcougars.com

**11-12 SEASON HIGHS**

Points: 26, Buffalo -- 12/20/11  
Points 1st half: 15, vs. Northern Arizona -- 11/30/11  
Points 2nd half: 14, at San Diego -- 1/16/12  
Rebounds: 7, four times, last, at Pepperdine -- 1/21/12  
Assists: 5, UCSB -- 12/22/11  
Steals: 4, Buffalo -- 12/20/11  
Blocks: 1, Weber State -- 12/7/11, UCSB, 12/22/11  
FG made: 9, Buffalo -- 12/20/11  
FG attempts: 16, Buffalo -- 12/20/11  
3FG made: 6, vs. San Francisco -- 1/7/12  
3FG attempts: 10, Buffalo -- 12/20/11  
FT made: 4, Buffalo -- 12/20/11  
FT attempts: 4, Buffalo -- 12/20/11, UCSB -- 12/22/11

**CAREER HIGHS**

Points: 26, Buffalo -- 12/20/11  
Rebounds: 7, four times, last, at Pepperdine -- 1/21/12  
Assists: 5, UCSB -- 12/22/11  
Steals: 4, Buffalo -- 12/20/11  
Blocks: 1, three times, last, UCSB -- 12/22/11  
FG made: 9, Buffalo -- 12/20/11  
FG attempts: 16, Buffalo -- 12/20/11  
3FG made: 6, vs. San Francisco -- 1/7/12  
3FG attempts: 10, Buffalo -- 12/20/11  
FT made: 4, Buffalo -- 12/20/11  
FT attempts: 4, four times, last, San Diego -- 12/31/11

**MISCELLANEOUS**

	11-12	Career
Double-Figure Pts:	7 (7-0)	8 (8-0)
20-plus Pts:	3 (3-0)	3 (3-0)
Double-Figure Reb:	0 (0-0)	0 (0-0)
Double-Doubles:	0 (0-0)	0 (0-0)
3-plus Steals:	3 (2-1)	3 (2-1)
3-plus Blocks:	0 (0-0)	0 (0-0)
3-plus 3-point FGs:	5 (5-0)	6 (6-0)
Scoring Leader:	4 (4-0)	4 (4-0)
Rebound Leader:	1 (1-0)	1 (1-0)
Assist Leader:	1 (0-1)	1 (0-1)

**2011-12 GAME-BY-GAME**

Opponent	Date	GS	Min	FG	FGA	Pct	3FG	FGA	Pct	FT	FTA	Pct	Off	Def	TR	Avg	PF	FO	A	TO	Blk	Stl	Pts	Avg	
at Utah State	11/11/11	*	31	1	4	.250	0	3	.000	0	0	.000	0	3	3	3.0	3	0	3	5	0	1	2	2.0	
BYU-HAWAII	11/15/11	*	32	3	9	.333	1	4	.250	0	0	.000	3	3	6	4.5	2	0	1	5	0	1	7	4.5	
LONGWOOD	11/18/11	*	18	2	5	.400	2	3	.667	0	0	.000	1	0	1	3.3	1	0	1	0	0	1	6	5.0	
PRAIRIE VIEW A&M	11/22/11	*	14	2	4	.500	2	4	.500	2	2	1.000	1	3	4	3.5	3	0	1	2	0	1	8	5.8	
vs Nevada	11/25/11	*	30	3	7	.429	2	5	.400	0	0	.000	1	1	2	3.2	1	0	2	0	0	1	8	6.2	
vs Wisconsin	11/26/11	*	22	2	7	.286	0	4	.000	0	0	.000	1	4	5	3.5	1	0	0	0	0	1	4	5.8	
vs Northern Arizona	11/30/11	*	26	8	10	.800	5	6	.833	2	2	1.000	1	2	3	3.4	3	0	1	1	0	1	23	8.3	
vs Oregon	12/03/11	*	26	2	6	.333	1	4	.250	2	3	.667	0	0	0	3.0	1	0	3	0	0	2	7	8.1	
WEBER STATE	12/07/11	*	27	6	11	.545	3	5	.600	0	0	.000	0	6	6	3.3	1	0	2	0	1	1	15	8.9	
at Utah	12/10/11	*	28	2	6	.333	2	5	.400	0	0	.000	1	1	2	3.2	1	0	4	1	0	0	6	8.6	
BAYLOR	12/17/11	*	38	1	4	.250	1	2	.500	1	2	.500	0	7	7	3.5	1	0	3	3	0	1	4	8.2	
BUFFALO	12/20/11	*	36	9	16	.563	4	10	.400	4	4	1.000	0	2	2	3.4	1	0	4	2	0	4	26	9.7	
UC SANTA BARBARA	12/22/11	*	32	3	5	.600	2	4	.500	1	4	.250	1	6	7	3.7	3	0	5	4	1	1	9	9.6	
CS SAN MARCOS	12/27/11	*	21	1	2	.500	1	2	.500	0	0	.000	1	3	4	3.7	0	0	2	1	0	2	3	9.1	
at Saint Mary's (CA)	12/29/11	*	32	2	3	.667	0	1	.000	0	1	.000	1	1	2	3.6	4	0	3	1	0	0	4	8.8	
SAN DIEGO	12/31/11	*	28	2	6	.333	1	5	.200	3	4	.750	1	5	6	3.8	2	0	3	1	0	0	8	8.8	
at Loyola Marymount	01/05/12	*	29	0	1	.000	0	1	.000	0	0	.000	1	4	5	3.8	4	0	3	2	0	0	0	8.2	
SAN FRANCISCO	01/07/12	*	25	8	8	1.000	6	6	1.000	0	0	.000	0	6	6	3.9	2	0	3	3	0	1	22	9.0	
SANTA CLARA	01/14/12	*	29	3	6	.500	1	3	.333	0	0	.000	0	4	4	3.9	2	0	2	1	0	1	7	8.9	
at San Diego	01/16/12	*	33	6	11	.545	5	8	.625	0	0	.000	0	7	7	4.1	0	0	1	2	0	3	17	9.3	
LOYOLA MARYMOUNT	01/19/12	*	35	2	7	.286	1	5	.200	2	4	.500	3	3	6	4.2	3	0	0	1	0	2	7	9.2	
at Pepperdine	01/21/12	*	36	1	6	.167	0	4	.000	3	5	.600	2	5	7	4.3	1	0	1	1	0	2	5	9.0	
at Virginia Tech	01/25/12	*	27	1	5	.200	1	5	.200	0	0	.000	0	0	0	4.1	4	0	2	0	0	0	3	8.7	
SAINT MARY'S	01/28/12	*	28	0	5	.000	0	4	.000	1	2	.500	3	1	4	4.1	1	0	3	2	1	3	1	8.4	
GONZAGA	02/02/12		25	2	3	.667	0	1	.000	0	0	.000	0	4	4	4.1	2	0	1	1	0	2	4	8.2	
at Portland	02/04/12		28	3	5	.600	0	2	.000	6	9	.667	2	3	5	4.2	3	0	0	1	0	1	12	8.4	
PEPPERDINE	02/11/12	DNP																							
at San Francisco	02/16/12		18	1	5	.200	0	3	.000	1	2	.500	1	3	4	4.1	0	0	1	1	0	1	3	8.2	
at Santa Clara	02/18/12		26	5	6	.833	2	3	.667	0	0	.000	0	5	5	4.2	1	0	1	1	1	0	12	8.3	
at Gonzaga	02/23/12		17	0	5	.000	0	4	.000	0	0	.000	0	0	0	4.0	2	0	0	0	0	0	0	8.0	
Totals			24	797	81	177	.458	43	115	.374	28	44	.636	25	92	117	4.0	53	0	56	42	4	34	233	8.0

**CAREER STATISTICS (ALL GAMES)**

Year	GP	GS	Min	Avg	FG	FGA	Pct	3FG	FGA	Pct	FT	FTA	Pct	Off	Def	TR	Avg	PF	FO	A	TO	Blk	Stl	Pts	Avg
2009-10	20	0	63	3.2	7	18	.389	0	3	.000	5	8	.625	2	11	13	0.7	4	0	2	4	1	1	19	1.0
2010-11	29	0	150	5.2	10	32	.313	6	22	.273	7	12	.583	5	19	24	0.8	13	0	9	4	0	8	33	1.1
2011-12	29	24	797	27.5	81	177	.458	43	115	.374	28	44	.636	25	92	117	4.0	53	0	56	42	4	34	233	8.0
TOTAL	78	24	1010	12.9	98	227	.432	49	140	.350	40	64	.625	32	122	154	2.0	70	0	67	50	5	43	285	3.7

**CAREER STATISTICS (CONFERENCE GAMES)**

Year	GP	GS	Min	Avg	FG	FGA	Pct	3FG	FGA	Pct	FT	FTA	Pct	Off	Def	TR	Avg	PF	FO	A	TO	Blk	Stl	Pts	Avg
2009-10	8	0	24	3.0	3	7	.429	0	1	.000	2	4	.500	1	1	2	0.3	2	0	1	2	0	0	8	1.0
2010-11	11	0	40	3.6	2	7	.286	0	3	.000	3	7	.429	2	5	7	0.6	4	0	2	0	0	2	7	0.6
2011-12	14	9	389	27.8	35	76	.461	16	49	.327	16	27	.593	14	51	65	4.6	27	0	22	18	2	16	102	7.3
TOTAL	33	9	453	13.7	40	90	.444	16	53	.302	21	38	.553	17	57	74	2.2	33	0	25	20	2	18	117	3.5



**14 — NICK MARTINEAU**

**6-0 • 170 • Junior • Guard**  
**Fruit Heights, Utah (Davis HS)**

**MARTINEAU NOTES****Last time Out**

- Did not play at Gonzaga

**In 2011-12**

- Had 3 rebounds, 2 assists and 1 steal vs. CSUSM
- Posted 5 points and 1 rebound vs. Pepperdine
- Played 7 minutes vs. Prairie View A&M and tallied 2 rebounds, 2 assists and 1 steal
- Played 2 minutes vs. BYU-Hawaii and scored 1 point (1-2 FT)
- Made one 3-pointer vs. Longwood and vs. San Diego

**Other**

- Parents are Chris and Sherrie and has three brothers and one sister
- Wife's name is Karli
- Served a mission for The Church of Jesus Christ of Latter-day Saints in Chile
- Also recruited by Southern Utah, Penn, Columbia, Princeton, Stanford, Air Force, Utah State and Utah
- Averaged 15 points and six assists per game at Davis High School, earning first-team all-state honors as a senior
- Named Salt Lake Tribune second-team all-state and Deseret News third-team all-state his junior season
- Earned first-team all-state accolades as a wide receiver in football
- Honored by the National Football Foundation Hall of Fame

Click/scan for Martineau's  
 bio on BYUcougars.com

**11-12 SEASON HIGHS**

Points: 5, Pepperdine – 2/11/12

Points 1st half: —

Points 2nd half: 3, Longwood – 11/18/11, San Diego – 12/31/11

Rebounds: — 3, CSUSM – 12/27/11

Assists: — 2, Prairie View A&M – 11/22/11, CSUSM – 12/27/11

Steals: — 1, Prairie View A&M – 11/22/11, CSUSM – 12/27/11

Blocks: —

FG made: — 2, Pepperdine – 2/11/12

FG attempts: — 2, CSUSM – 12/27/11

3FG made: — 1, three times, last, Pepperdine – 2/11/12

3FG attempts: — 2, Pepperdine – 2/11/12

FT made: 1, BYU-Hawaii – 11/15/11

FT attempts: 2, BYU-Hawaii – 11/15/11

**CAREER HIGHS**

Points: 6, Loyola Marymount – 01/03/08

Rebounds: 3, CSUSM – 12/27/11

Assists: 4, Loyola Marymount – 01/03/08

Steals: 2, Chicago State – 11/20/10

Blocks: —

FG made: 2, Mississippi Valley – 11/23/10, Pepperdine – 2/11/12

FG attempts: 3, twice, last vs Hawaii – 12/04/10

3FG made: 1, 7 times, last, Pepperdine – 2/11/12

3FG attempts: 2, 4 times, last, Pepperdine – 2/11/12

FT made: 4, Loyola Marymount – 01/03/08

FT attempts: 4, Loyola Marymount – 01/03/08

**MISCELLANEOUS**

	11-12	Career
Double-Figure Pts:	0 (0-0)	0 (0-0)
20-plus Pts:	0 (0-0)	0 (0-0)
Double-Figure Reb:	0 (0-0)	0 (0-0)
Double-Doubles:	0 (0-0)	0 (0-0)
3-plus Steals:	0 (0-0)	0 (0-0)
3-plus Blocks:	0 (0-0)	0 (0-0)
3-plus 3-point FGs:	0 (0-0)	0 (0-0)
Scoring Leader:	0 (0-0)	0 (0-0)
Rebound Leader:	0 (0-0)	0 (0-0)
Assist Leader:	0 (0-0)	0 (0-0)

**2011-12 GAME-BY-GAME**

Opponent	Date	GS	Min	FG	FGA	Pct	3FG	FGA	Pct	FT	FTA	Pct	Off	Def	TR	Avg	PF	FO	A	TO	Blk	Stl	Pts	Avg
at Utah State	11/11/11	DNP																						
BYU-HAWAII	11/15/11	2	0	0	.000	0	0	.000	1	2	.500	0	0	0	0.0	0	0	0	0	0	0	1	1.0	
LONGWOOD	11/18/11	3	1	1	1.000	1	1	1.000	0	0	.000	0	0	0	0.0	0	0	0	0	0	0	3	2.0	
PRAIRIE VIEW A&M	11/22/11	7	0	0	.000	0	0	.000	0	0	.000	0	2	2	0.7	0	0	2	0	0	1	0	1.3	
vs Nevada	11/25/11	1	0	1	.000	0	0	.000	0	0	.000	0	0	0	0.5	0	0	0	0	0	0	0	1.0	
vs Wisconsin	11/26/11	1	0	0	.000	0	0	.000	0	0	.000	0	0	0	0.4	0	0	0	0	0	0	0	0.8	
vs Northern Arizona	11/30/11	5	0	1	.000	0	0	.000	0	0	.000	0	0	0	0.3	0	0	1	1	0	0	0	0.7	
vs. Oregon	12/3/11	DNP																						
WEBER STATE	12/07/11	5	1	1	1.000	0	0	.000	0	0	.000	0	0	0	0.3	0	0	1	1	0	0	2	0.9	
at Utah	12/10/11	1	0	0	.000	0	0	.000	0	0	.000	0	1	1	0.4	0	0	0	0	0	0	0	0.8	
BAYLOR	12/17/11	DNP																						
BUFFALO	12/20/11	1	0	1	.000	0	0	.000	0	0	.000	0	0	0	0.3	0	0	0	0	0	0	0	0.7	
UC SANTA BARBARA	12/22/11	1	0	0	.000	0	0	.000	0	0	.000	0	0	0	0.3	0	0	0	0	0	0	0	0.6	
CS SAN MARCOS	12/27/11	5	0	2	.000	0	1	.000	0	0	.000	1	2	3	0.5	1	0	2	1	0	1	0	0.5	
at Saint Mary's (CA)	12/29/11	DNP																						
SAN DIEGO	12/31/11	5	1	1	1.000	1	1	1.000	0	0	.000	0	0	0	0.5	0	0	0	0	0	0	3	0.8	
at Loyola Marymount	01/05/12	DNP																						
SAN FRANCISCO	01/07/12	3	0	1	.000	0	0	.000	0	0	.000	0	0	0	0.5	0	0	0	0	0	0	0	0.7	
SANTA CLARA	01/14/12	DNP																						
at San Diego	01/16/12	2	0	0	.000	0	0	.000	0	0	.000	0	0	0	0.4	0	0	0	0	0	0	0	0.6	
LOYOLA MARYMOUNT	01/19/12	DNP																						
at Pepperdine	01/21/12	DNP																						
at Virginia Tech	01/25/12	DNP																						
SAINT MARY'S	01/28/12	DNP																						
GONZAGA	02/02/12	DNP																						
at Portland	02/04/12	DNP																						
PEPPERDINE	02/11/12	7	2	4	.500	1	2	.500	0	0	.000	0	1	1	0.5	0	0	0	0	0	0	5	0.9	
at San Francisco	02/16/12	DNP																						
at Santa Clara	02/18/12	1	0	0	.000	0	0	.000	0	0	.000	0	0	0	0.4	0	0	0	0	0	0	0	0.9	
at Gonzaga	02/23/12	DNP																						
Totals			0	50	5	13	.385	3	5	.600	1	2	.500	1	6	7	0.4	1	0	6	3	0	14	0.9

**CAREER STATISTICS (ALL GAMES)**

Year	GP	GS	Min	Avg	FG	FGA	Pct	3FG	FGA	Pct	FT	FTA	Pct	Off	Def	TR	Avg	PF	FO	A	TO	Blk	Stl	Pts	Avg
2007-08	20	0	115	5.8	4	14	.286	1	5	.200	4	6	.667	2	6	8	0.4	13	0	14	9	0	3	13	0.7
2010-11	25	0	121	4.8	6	22	.273	3	12	.250	2	2	1.000	0	11	11	0.4	7	0	14	4	0	5	17	0.7
2011-12	16	0	50	3.1	5	13	.385	3	5	.600	1	2	.500	1	6	7	0.4	1	0	6	3	0	2	14	0.9
<b>TOTAL</b>	<b>61</b>	<b>0</b>	<b>286</b>	<b>4.7</b>	<b>15</b>	<b>49</b>	<b>.306</b>	<b>7</b>	<b>22</b>	<b>.318</b>	<b>7</b>	<b>10</b>	<b>.700</b>	<b>3</b>	<b>23</b>	<b>26</b>	<b>0.4</b>	<b>21</b>	<b>0</b>	<b>34</b>	<b>16</b>	<b>0</b>	<b>10</b>	<b>44</b>	<b>0.7</b>

**CAREER STATISTICS (CONFERENCE GAMES)**

Year	GP	GS	Min	Avg	FG	FGA	Pct	3FG	FGA	Pct	FT	FTA	Pct	Off	Def	TR	Avg	PF	FO	A	TO	Blk	Stl	Pts	Avg
2007-08	7	0	24	3.4	0	4	.000	0	2	.000	0	2	.000	0	1	1	0.1	2	0	0	3	0	2	0	0.0
2010-11	8	0	11	1.4	0	3	.000	0	1	.000	0	0	.000	0	0	0	0.0	2	0	1	0	0	0	0	0.0
2011-12	5	0	18	3.6	3	6	.500	2	3	.667	0	0	.000	0	1	1	0.2	0	0	0	0	0	0	8	1.6
<b>TOTAL</b>	<b>20</b>	<b>0</b>	<b>53</b>	<b>2.7</b>	<b>3</b>	<b>13</b>	<b>.231</b>	<b>2</b>	<b>6</b>	<b>.333</b>	<b>0</b>	<b>2</b>	<b>.000</b>	<b>0</b>	<b>2</b>	<b>2</b>	<b>0.1</b>	<b>4</b>	<b>0</b>	<b>1</b>	<b>3</b>	<b>0</b>	<b>2</b>	<b>8</b>	<b>0.4</b>





**20 — ANSON WINDER**  
**6-3 • 195 • Freshman • Guard**  
 Las Vegas, Nev. (Bishop Gorman HS)

**WINDER NOTES****Last time Out**

- Had 5 points, 1 rebounds and 1 steal in 12 minutes at Gonzaga

**In 2011-12**

- Started 12 games and has played in 29 games
- BYU's assist leader in 7 games
- Got first start in 14 games vs. Gonzaga and posted 10 points, 5 assists, 4 boards and 3 steals
- Hit 7 of 8 from the field and 6 of 7 from downtown for a career-best 20 points vs. Buffalo
- Had 9 points, 4 rebounds, 4 assists and 4 steals against Nevada, his first career start
- Averages 4.6 points, 1.9 assists, 1.6 rebounds and 1.1 steals

**Other**

- Parents are Chuck Winder and Teresa Williams
- Also recruited by Nevada, SMU, Portland, UC Riverside and Idaho
- Helped lead Bishop Gorman to back-to-back Nevada 4A state titles
- Averaged 17 points and seven boards as a senior and led Bishop Gorman to a 30-2 record
- Earned first-team all-Southwest League and first-team all-Sunset Division honors
- As a junior averaged 13.8 points, 8.2 rebounds and 3.0 assists and helped Bishop Gorman to a 28-5 record
- Earned all-tournament honors at the Wyoming Energy Classic

Click/scan for Winder's bio on BYUcougars.com

**11-12 SEASON/CAREER HIGHS**

Points: 20, Buffalo -- 12/20/11  
 Points 1st half: 17, Buffalo -- 12/20/11  
 Points 2nd half: 7 vs. Oregon -- 12/3/11  
 Rebounds: 4, vs Nevada -- 11/25/11, Gonzaga -- 2/2/12  
 Assists: 9, vs Northern Arizona -- 11/30/11  
 Steals: 4, vs Nevada -- 11/25/11  
 Blocks: 2, vs Northern Arizona -- 11/30/11  
 FG made: 7, Buffalo -- 12/20/11  
 FG attempts: 9, vs Nevada -- 11/25/11  
 3FG made: 6, Buffalo -- 12/20/11  
 3FG attempts: 7, Buffalo -- 12/20/11  
 FT made: 3, Prairie View A&M -- 11/22/11, UCSB -- 12/22/11  
 FT attempts: 5, Longwood -- 11/18/11

**MISCELLANEOUS**

	11-12	Career
Double-Figure Pts:	5 (5-0)	5 (5-0)
20-plus Pts:	1 (1-0)	1 (1-0)
Double-Figure Reb:	0 (0-0)	0 (0-0)
Double-Doubles:	0 (0-0)	0 (0-0)
3-plus Steals:	7 (5-2)	7 (5-2)
3-plus Blocks:	0 (0-0)	0 (0-0)
3-plus 3-point FGs:	2 (2-0)	2 (2-0)
Scoring Leader:	0 (0-0)	0 (0-0)
Rebound Leader:	1 (1-0)	1 (1-0)
Assist Leader:	7 (7-0)	7 (7-0)

**2011-12 GAME-BY-GAME**

Opponent	Date	GS	Min	FG	FGA	Pct	3FG	FGA	Pct	FT	FTA	Pct	Off	Def	TR	Avg	PF	FO	A	TO	Blk	Stl	Pts	Avg	
at Utah State	11/11/11		DNP																						
BYU-HAWAII	11/15/11		2	0	0	.000	0	0	.000	0	0	.000	0	1	1	1.0	0	0	0	0	0	0	0	0.0	
LONGWOOD	11/18/11		25	2	5	.400	2	4	.500	2	5	.400	0	1	1	1.0	1	0	5	0	0	0	8	4.0	
PRAIRIE VIEW A&M	11/22/11		21	3	5	.600	2	4	.500	3	3	1.000	0	3	3	1.7	2	0	4	2	0	0	11	6.3	
vs Nevada	11/25/11	*	38	4	9	.444	0	4	.000	1	2	.500	0	4	4	2.3	2	0	4	3	0	4	9	7.0	
vs Wisconsin	11/26/11	*	21	0	0	.000	0	0	.000	0	0	.000	0	0	0	1.8	0	0	3	1	0	0	0	5.6	
vs Northern Arizona	11/30/11	*	22	1	3	.333	0	1	.000	1	2	.500	0	2	2	1.8	1	0	9	3	2	3	3	5.2	
vs Oregon	12/03/11	*	37	4	8	.500	2	5	.400	0	1	.000	1	1	2	1.9	0	0	6	3	0	1	10	5.9	
WEBER STATE	12/07/11	*	19	0	3	.000	0	3	.000	0	0	.000	0	1	1	1.8	1	0	1	0	1	0	0	5.1	
at Utah	12/10/11	*	12	0	5	.000	0	4	.000	1	2	.500	1	1	2	1.8	1	0	0	2	0	0	1	4.7	
BAYLOR	12/17/11		3	0	0	.000	0	0	.000	1	2	.500	0	0	0	1.6	0	0	0	0	0	0	1	4.3	
BUFFALO	12/20/11		19	7	8	.875	6	7	.857	0	0	.000	0	0	0	1.5	0	0	2	3	0	1	20	5.7	
UC SANTA BARBARA	12/22/11		13	0	2	.000	0	2	.000	3	4	.750	0	3	3	1.6	0	0	0	0	0	0	3	5.5	
CS SAN MARCOS	12/27/11		14	0	6	.000	0	4	.000	0	0	.000	0	1	1	1.5	1	0	1	0	0	0	0	5.1	
at Saint Mary's (CA)	12/29/11		21	3	7	.429	2	3	.667	0	0	.000	0	1	1	1.5	0	0	1	0	0	3	8	5.3	
SAN DIEGO	12/31/11		16	0	2	.000	0	2	.000	0	0	.000	0	0	0	1.4	1	0	5	2	0	1	0	4.9	
at Loyola Marymount	01/05/12		9	0	2	.000	0	2	.000	2	2	1.000	0	1	1	1.4	1	0	0	1	0	3	2	4.8	
SAN FRANCISCO	01/07/12		9	1	2	.500	1	1	1.000	2	2	1.000	0	2	2	1.4	4	0	2	2	0	0	5	4.8	
SANTA CLARA	01/14/12		4	0	0	.000	0	0	.000	0	0	.000	0	1	1	1.4	0	0	0	1	0	1	0	4.5	
at San Diego	01/16/12		5	0	0	.000	0	0	.000	0	0	.000	0	1	1	1.4	0	0	0	0	0	0	0	4.3	
LOYOLA MARYMOUNT	01/19/12		9	1	5	.200	0	4	.000	0	0	.000	0	0	0	1.3	0	0	0	0	0	1	2	4.2	
at Pepperdine	01/21/12		4	0	1	.000	0	1	.000	0	0	.000	0	0	0	1.2	0	0	0	0	0	0	0	4.0	
at Virginia Tech	01/25/12		14	1	3	.333	0	1	.000	1	2	.500	0	1	1	1.2	0	0	0	0	0	3	3	3.9	
SAINT MARY'S	01/28/12		25	3	5	.600	1	2	.500	1	2	.500	1	3	4	1.3	3	0	0	0	0	3	8	4.1	
GONZAGA	02/02/12	*	27	4	8	.500	1	4	.250	1	2	.500	0	4	4	1.5	2	0	5	0	0	3	10	4.3	
at Portland	02/04/12	*	16	0	2	.000	0	2	.000	0	0	.000	0	0	0	1.4	2	0	1	0	0	1	0	4.2	
PEPPERDINE	02/11/12	*	19	3	8	.375	3	7	.429	1	2	.500	0	3	3	1.5	3	0	1	1	0	0	10	4.4	
at San Francisco	02/16/12	*	22	3	5	.600	0	0	.000	2	2	1.000	0	6	6	1.6	2	0	2	1	0	1	8	4.5	
at Santa Clara	02/18/12	*	14	3	8	.375	1	4	.250	0	0	.000	0	0	0	1.6	2	0	2	1	0	1	7	4.6	
at Gonzaga	02/23/12	*	12	2	5	.400	1	3	.333	0	0	.000	0	1	1	1.6	4	0	0	1	0	1	5	4.6	
Totals			12	472	45	117	.385	22	74	.297	22	35	.629	3	42	45	1.6	33	0	54	27	3	31	134	4.6

**CAREER STATISTICS (ALL GAMES)**

Year	GP	GS	Min	Avg	FG	FGA	Pct	3FG	FGA	Pct	FT	FTA	Pct	Off	Def	TR	Avg	PF	FO	A	TO	Blk	Stl	Pts	Avg
2011-12	29	12	472	16.3	45	117	.385	22	74	.297	22	35	.629	3	42	45	1.6	33	0	54	27	3	31	134	4.6
TOTAL	29	12	472	16.3	45	117	.385	22	74	.297	22	35	.629	3	42	45	1.6	33	0	54	27	3	31	134	4.6

**CAREER STATISTICS (CONFERENCE GAMES)**

Year	GP	GS	Min	Avg	FG	FGA	Pct	3FG	FGA	Pct	FT	FTA	Pct	Off	Def	TR	Avg	PF	FO	A	TO	Blk	Stl	Pts	Avg
2011-12	15	6	212	14.1	23	60	.383	10	35	.286	9	12	.750	1	23	24	1.6	24	0	19	10	0	19	65	4.3
TOTAL	15	6	212	14.1	23	60	.383	10	35	.286	9	12	.750	1	23	24	1.6	24	0	19	10	0	19	65	4.3





**21 — STEPHEN ROGERS**

6-8 • 195 • Junior • Forward  
Mesa, Ariz. (Mesa CC)

**ROGERS NOTES****Last time Out**

- Played 6 minutes at Gonzaga, his first action since Jan. 28

**In 2011-12**

- Has played in 16 games and started two
- Scored 15 points in 18 minutes vs. Weber State
- Had 17 points vs. Longwood and 18 vs. Prairie View A&M
- Averages 6.8 points, 1.8 rebounds and 1.4 assists
- 47.1 percent FG shooting
- Has missed significant time due to a knee injury

**Other**

- Parents are Kimball and Sharon Rogers and is the youngest of seven children
- Wife's name is Ginny
- Served a mission for The Church of Jesus Christ of Latter-day Saints in Cleveland, Ohio
- Earned junior college All-America honors while leading Mesa CC to a 25-7 record (2009-10)
- Averaged 21.3 points, 5.3 rebounds, 1.5 assists and 1.3 steals and made 85 threes and shot .499 from the field, .427 from three and .810 from the free throw line
- Redshirted one season at Arizona State prior to playing at Mesa

Click/scan for Rogers' bio  
on BYUcougars.com

**11-12 SEASON HIGHS**

Points: 18, Prairie View A&M – 11/22/11  
Points 1st half: 8, Prairie View A&M – 11/22/11  
Points 2nd half: 14, Longwood – 11/18/11  
Rebounds: 6, vs. Northern Arizona – 11/30/11  
Assists: 3, four times, last, Santa Clara – 01/14/12  
Steals: 3, Longwood – 11/18/11  
Blocks: 2 BYU-Hawaii – 11/15/11  
FG made: 7, Longwood – 11/18/11  
FG attempts: 10, vs. Oregon – 12/3/11, Weber State – 12/7/11  
3FG made: 4, vs. Oregon – 12/3/11  
3FG attempts: 7, vs. Oregon – 12/3/11  
FT made: 3, Prairie View A&M – 11/22/11  
FT attempts: 4, Prairie View A&M – 11/22/11

**CAREER HIGHS**

Points: 18, Prairie View A&M – 11/22/11  
Rebounds: 8, UNLV – 02/05/11  
Assists: 3, four times, last, Santa Clara – 01/14/12  
Steals: 3, Longwood – 11/18/11  
Blocks: 2, three times, last, Weber State, 12/7/11  
FG made: 7, Longwood – 11/18/11  
FG attempts: 10, three times, last, Weber State – 12/7/11  
3FG made: 4, vs. Oregon – 12/3/11  
3FG attempts: 7, vs. Oregon – 12/3/11  
FT made: 11, Fresno Pacific – 01/01/11  
FT attempts: 11, Fresno Pacific – 01/01/11

**MISCELLANEOUS**

	11-12	Career
Double-Figure Pts:	4 (4-0)	10 (10-0)
20-plus Pts:	0 (0-0)	0 (0-0)
Double-Figure Reb:	0 (0-0)	0 (0-0)
Double-Doubles:	0 (0-0)	0 (0-0)
3-plus Steals:	1 (1-0)	1 (1-0)
3-plus Blocks:	0 (0-0)	0 (0-0)
3-plus 3-point FGs:	3 (3-0)	6 (6-0)
Scoring Leader:	1 (1-0)	2 (2-0)
Rebound Leader:	0 (0-0)	1 (1-0)
Assist Leader:	0 (0-0)	0 (0-0)

**2011-12 GAME-BY-GAME**

Opponent	Date	GS	Min	FG	FGA	Pct	3FG	FGA	Pct	FT	FTA	Pct	Off	Def	TR	Avg	PF	FO	A	TO	Blk	Stl	Pts	Avg	
at Utah State	11/11/11	*	29	3	7	.429	0	4	.000	1	2	.500	0	0	0	0.0	5	1	3	1	1	1	7	7.0	
BYU-HAWAII	11/15/11	*	22	2	5	.400	1	2	.500	0	0	.000	0	2	2	1.0	3	0	1	2	2	0	5	6.0	
LONGWOOD	11/18/11		18	7	9	.778	3	5	.600	0	0	.000	2	0	2	1.3	0	0	3	0	0	3	17	9.7	
PRAIRIE VIEW A&M	11/22/11		21	6	9	.667	3	5	.600	3	4	.750	0	2	2	1.5	1	0	2	0	1	1	18	11.8	
vs Nevada	11/25/11		11	1	4	.250	0	1	.000	0	0	.000	0	4	4	2.0	0	0	2	2	0	0	2	9.8	
vs Wisconsin	11/26/11		12	3	6	.500	0	1	.000	0	0	.000	0	2	2	2.0	0	0	0	2	0	0	6	9.2	
vs Northern Arizona	11/30/11		27	3	6	.500	2	5	.400	0	0	.000	0	6	6	2.6	2	0	3	0	0	0	8	9.0	
vs Oregon	12/03/11		21	5	10	.500	4	7	.571	2	3	.667	0	1	1	2.4	1	0	2	2	0	2	16	9.9	
WEBER STATE	12/07/11		18	6	10	.600	1	3	.333	2	2	1.000	0	0	0	2.1	0	0	0	1	0	1	15	10.4	
at Utah	12/10/11		19	2	8	.250	1	5	.200	0	2	.000	0	3	3	2.2	2	0	2	1	1	0	5	9.9	
BAYLOR	12/17/11		DNP																						
BUFFALO	12/20/11		DNP																						
UC SANTA BARBARA	12/22/11		DNP																						
CS SAN MARCOS	12/27/11		DNP																						
at Saint Mary's (CA)	12/29/11		DNP																						
SAN DIEGO	12/31/11		DNP																						
at Loyola Marymount	01/05/12		7	0	3	.000	0	2	.000	2	2	1.000	1	0	1	2.1	1	0	1	0	0	0	2	9.2	
SAN FRANCISCO	01/07/12		8	1	1	1.000	1	1	1.000	0	0	.000	0	3	3	2.2	3	0	1	1	0	0	3	8.7	
SANTA CLARA	01/14/12		12	1	6	.167	0	3	.000	0	0	.000	0	3	3	2.2	0	0	3	0	0	1	2	8.2	
at San Diego	01/16/12		5	1	1	1.000	0	0	.000	0	0	.000	0	0	0	2.1	0	0	0	0	0	0	2	7.7	
LOYOLA MARYMOUNT	01/19/12		DNP																						
at Pepperdine	01/21/12		DNP																						
at Virginia Tech	01/25/12		DNP																						
SAINT MARY'S	01/28/12		3	0	1	.000	0	0	.000	0	0	.000	0	0	0	1.9	1	0	0	1	1	0	0	7.2	
GONZAGA	02/02/12		DNP																						
at Portland	02/04/12		DNP																						
PEPPERDINE	02/11/12		DNP																						
at San Francisco	02/16/12		DNP																						
at Santa Clara	02/18/12		DNP																						
at Gonzaga	02/23/12		6	0	1	.000	0	1	.000	0	0	.000	0	0	0	1.8	0	0	0	0	0	0	0	6.8	
Totals			2	239	41	87	.471	16	45	.356	10	15	.667	3	26	29	1.8	19	1	23	13	6	9	108	6.8

**CAREER STATISTICS (ALL GAMES)**

Year	GP	GS	Min	Avg	FG	FGA	Pct	3FG	FGA	Pct	FT	FTA	Pct	Off	Def	TR	Avg	PF	FO	A	TO	Blk	Stl	Pts	Avg
2010-11	36	0	368	10.2	43	105	.410	21	61	.344	41	48	.854	17	61	78	2.2	26	0	12	22	8	10	148	4.1
2011-12	16	2	239	14.9	41	87	.471	16	45	.356	10	15	.667	3	26	29	1.8	19	1	23	13	6	9	108	6.8
TOTAL	52	2	607	11.7	84	192	.438	37	106	.349	51	63	.810	20	87	107	2.1	45	1	35	35	14	19	256	4.9

**CAREER STATISTICS (CONFERENCE GAMES)**

Year	GP	GS	Min	Avg	FG	FGA	Pct	3FG	FGA	Pct	FT	FTA	Pct	Off	Def	TR	Avg	PF	FO	A	TO	Blk	Stl	Pts	Avg
2010-11	16	0	172	10.8	23	53	.434	10	30	.333	10	10	1.000	7	26	33	2.1	14	0	5	11	2	5	66	4.1
2011-12	6	0	41	6.8	3	13	.231	1	7	.143	2	2	1.000	1	6	7	1.2	5	0	5	2	1	1	9	1.5
TOTAL	22	0	213	9.7	26	66	.394	11	37	.297	12	12	1.000	8	32	40	1.8	19	0	10	13	3	6	75	3.4



**24 — DAMARCUS HARRISON**

6-5 • 190 • Freshman • Guard  
Greenwood, S.C. (Christ HS)

**HARRISON NOTES****Last time Out**

- Played 3 minutes at Gonzaga

**In 2011-12**

- Has played in 26 of 30 games this season
- Helped provide spark off the bench with back-to-back buckets including a trey vs. Gonzaga
- Scored 8 points off the bench vs. Baylor
- Scored 11 points vs. Longwood, draining 3 of 5 three-pointers
- Scored 9 points vs. Wisconsin
- Averages 3.2 points

**Other**

- Also recruited by Clemson, Florida State, Marquette and Wisconsin
- As a senior helped Christ School to a 32-5 overall record, a 12-0 league record and the NCISAA State Title
- Named NCISAA 3A All-State
- Earned first-team Asheville Citizen-Times All-WNC honors
- Shared team MVP honors with Marshall Plumlee (Duke)
- A Jordan Brand Classic Regional All-Star
- Named CAA All-Conference and CAA Player of the Year

Click/scan for Harrison's bio on BYUcougars.com

**11-12 SEASON/CAREER HIGHS**

Points: 11, Longwood — 11/18/11  
Points 1st half: 8, Baylor — 12/17/11  
Points 2nd half: 6, three times, last, San Diego — 12/31/11  
Rebounds: 3, Baylor — 12/17/11, CSUSM — 12/27/11  
Assists: 2, Four times, last, CSUSM — 12/27/11  
Steals: 2, three times, last, Pepperdine — 2/11/12  
Blocks: 1, Baylor — 12/17/11  
FG made: 4, CSUSM — 12/27/11  
FG attempts: 10, Pepperdine — 2/11/12  
3FG made: 3, Longwood — 11/18/11  
3FG attempts: 5, Longwood — 11/18/11, Pepperdine — 2/11/12  
FT made: 2, Longwood — 11/18/11  
FT attempts: 4, Baylor — 12/17/11

**MISCELLANEOUS**

	11-12	Career
Double-Figure Pts:	1 (1-0)	1 (1-0)
20-plus Pts:	0 (0-0)	0 (0-0)
Double-Figure Reb:	0 (0-0)	0 (0-0)
Double-Doubles:	0 (0-0)	0 (0-0)
3-plus Steals:	0 (0-0)	0 (0-0)
3-plus Blocks:	0 (0-0)	0 (0-0)
3-plus 3-point FGs:	1 (1-0)	1 (1-0)
Scoring Leader:	0 (0-0)	0 (0-0)
Rebound Leader:	0 (0-0)	0 (0-0)
Assist Leader:	0 (0-0)	0 (0-0)

**2011-12 GAME-BY-GAME**

Opponent	Date	GS	Min	FG	FGA	Pct	3FG	FGA	Pct	FT	FTA	Pct	Off	Def	TR	Avg	PF	FO	A	TO	Blk	Stl	Pts	Avg	
at Utah State	11/11/11		4	0	1	.000	0	0	.000	0	0	.000	0	0	0	0.0	1	0	0	1	0	0	0	0.0	
BYU-HAWAII	11/15/11		15	2	6	.333	1	2	.500	1	1	1.000	1	1	2	1.0	1	0	2	3	0	0	6	3.0	
LONGWOOD	11/18/11		13	3	7	.429	3	5	.600	2	2	1.000	0	0	0	0.7	0	0	1	1	0	0	11	5.7	
PRAIRIE VIEW A&M	11/22/11		14	2	5	.400	0	2	.000	1	3	.333	0	1	1	0.8	3	0	2	1	0	1	5	5.5	
vs Nevada	11/25/11		8	2	4	.500	0	1	.000	0	0	.000	1	1	2	1.0	1	0	0	1	0	0	4	5.2	
vs Wisconsin	11/26/11		19	3	7	.429	1	2	.500	2	2	1.000	0	1	1	1.0	1	0	0	1	0	1	9	5.8	
vs Northern Arizona	11/30/11		14	2	8	.250	0	2	.000	0	0	.000	0	1	1	1.0	0	0	0	0	0	1	4	5.6	
vs Oregon	12/03/11		5	0	1	.000	0	1	.000	0	2	.000	0	1	1	1.0	0	0	0	1	0	2	0	4.9	
WEBER STATE	12/07/11		11	1	6	.167	0	3	.000	0	0	.000	0	0	0	0.9	0	0	1	0	0	0	2	4.6	
at Utah	12/10/11		8	1	5	.200	1	4	.250	0	0	.000	0	0	0	0.8	1	0	0	0	0	0	3	4.4	
BAYLOR	12/17/11		15	3	7	.429	1	3	.333	1	4	.250	1	2	3	1.0	2	0	1	1	1	1	8	4.7	
BUFFALO	12/20/11		DNP																						
UC SANTA BARBARA	12/22/11		8	0	2	.000	0	2	.000	0	0	.000	0	0	0	0.9	0	0	2	0	0	1	0	4.3	
CS SAN MARCOS	12/27/11		21	4	8	.500	0	4	.000	0	1	.000	1	2	3	1.1	0	0	2	3	0	2	8	4.6	
at Saint Mary's (CA)	12/29/11		5	0	2	.000	0	0	.000	0	0	.000	0	0	0	1.0	0	0	1	2	0	0	0	4.3	
SAN DIEGO	12/31/11		5	3	4	.750	0	0	.000	0	0	.000	0	2	2	1.1	0	0	0	0	0	0	6	4.4	
at Loyola Marymount	01/05/12		DNP																						
SAN FRANCISCO	01/07/12		9	1	5	.200	1	3	.333	0	0	.000	0	1	1	1.1	1	0	0	1	0	0	3	4.3	
SANTA CLARA	01/14/12		2	0	2	.000	0	1	.000	0	0	.000	0	1	1	1.1	0	0	0	0	0	0	0	4.1	
at San Diego	01/16/12		1	0	0	.000	0	0	.000	0	0	.000	0	1	1	1.1	0	0	0	1	0	0	0	3.8	
LOYOLA MARYMOUNT	01/19/12		5	0	1	.000	0	0	.000	0	0	.000	0	0	0	1.0	1	0	0	0	0	0	0	3.6	
at Pepperdine	01/21/12		DNP																						
at Virginia Tech	01/25/12		9	1	2	.500	1	2	.500	0	0	.000	0	1	1	1.0	3	0	0	0	0	0	3	3.6	
SAINT MARY'S	01/28/12		2	0	0	.000	0	0	.000	0	0	.000	0	0	0	1.0	1	0	0	1	0	0	0	3.4	
GONZAGA	02/02/12		8	2	2	1.000	1	1	1.000	0	0	.000	1	2	3	1.0	0	0	2	2	0	1	5	3.5	
at Portland	02/04/12		5	0	0	.000	0	0	.000	0	0	.000	0	0	0	1.0	0	0	0	0	0	0	0	3.3	
PEPPERDINE	02/11/12		20	2	10	.200	1	5	.200	1	1	1.000	1	1	2	1.0	3	0	0	1	0	2	6	3.5	
at San Francisco	02/16/12		DNP																						
at Santa Clara	02/18/12		5	0	1	.000	0	0	.000	0	0	.000	0	0	0	1.0	1	0	0	1	0	0	0	3.3	
at Gonzaga	02/23/12		3	0	2	.000	0	0	.000	0	0	.000	0	0	0	1.0	0	0	0	0	0	0	0	3.2	
Totals			0	234	32	98	.327	11	43	.256	8	16	.500	6	19	25	1.0	20	0	14	22	1	12	83	3.2

**CAREER STATISTICS (ALL GAMES)**

Year	GP	GS	Min	Avg	FG	FGA	Pct	3FG	FGA	Pct	FT	FTA	Pct	Off	Def	TR	Avg	PF	FO	A	TO	Blk	Stl	Pts	Avg
2011-12	26	0	234	9.0	32	98	.327	11	43	.256	8	16	.500	6	19	25	1.0	20	0	14	22	1	12	83	3.2
TOTAL	26	0	234	9.0	32	98	.327	11	43	.256	8	16	.500	6	19	25	1.0	20	0	14	22	1	12	83	3.2

**CAREER STATISTICS (CONFERENCE GAMES)**

Year	GP	GS	Min	Avg	FG	FGA	Pct	3FG	FGA	Pct	FT	FTA	Pct	Off	Def	TR	Avg	PF	FO	A	TO	Blk	Stl	Pts	Avg
2011-12	12	0	70	5.8	8	29	.276	3	10	.300	1	1	1.000	2	8	10	0.8	7	0	3	9	0	3	20	1.7
TOTAL	12	0	70	5.8	8	29	.276	3	10	.300	1	1	1.000	2	8	10	0.8	7	0	3	9	0	3	20	1.7



**33 — NATE AUSTIN**

**6-10 • 215 • Freshman • Forward/Center**  
**Alpine, Utah (Lone Peak HS)**

**AUSTIN NOTES****Last time Out**

- Totaled 5 points, a career-high 10 rebounds and 2 steals at Gonzaga

**In 2011-12**

- Has played in every game this season
- Career-high 15 points came on 7 of 8 shooting vs. Weber State
- Hit 3-pointers in four-straight games (Northern Arizona, Oregon, Weber State, Utah)
- Averages 4.4 points and 3.9 rebounds
- 56.4 percent FG shooting

**Other**

- Served a mission for The Church of Jesus Christ of Latter-day Saints in McAllen, Texas
- Also recruited by Boise State and Utah State
- Helped Lone Peak to a 22-3 record as a senior
- Averaged 11.5 points while helping the Knights to a trip to the state title game in 2009
- Helped Lone Peak win the 2008 state title
- Played with fellow Cougars Tyler Haws and Josh Sharp at Lone Peak
- Played for Salt Lake Metro club team directed by Dave Hammer and coached by Marty Haws
- At Las Vegas Spring Showcase scored 24 points and grabbed 22 rebounds in a gold bracket quarterfinal game

Click/scan for Austin's  
 bio on BYUcougars.com

**11-12 SEASON/CAREER HIGHS**

Points: 15, Weber State -- 12/07/11  
 Points 1st half: 9, vs. Oregon -- 12/3/11  
 Points 2nd half: 13, Weber State -- 12/7/11  
 Rebounds: 10, at Gonzaga -- 2/23/12  
 Assists: 2, at Saint Mary's -- 12/29/11, Santa Clara -- 1/14/12  
 Steals: 1, five times, last, Pepperdine -- 2/11/12  
 Blocks: 2, CSUSM -- 12/27/11  
 FG made: 7, Weber State -- 12/07/11  
 FG attempts: 8, Weber State -- 12/07/11  
 3FG made: 1, 5 times, last, San Diego -- 12/31/11  
 3FG attempts: 2, four times, last, San Diego -- 12/31/11  
 FT made: 3, Buffalo -- 12/20/11  
 FT attempts: 4, three times, last, LMU -- 1/19/12

**MISCELLANEOUS**

	<b>11-12</b>	<b>Career</b>
<b>Double-Figure Pts:</b>	2 (2-0)	2 (2-0)
<b>20-plus Pts:</b>	0 (0-0)	0 (0-0)
<b>Double-Figure Reb:</b>	0 (0-0)	0 (0-0)
<b>Double-Doubles:</b>	0 (0-0)	0 (0-0)
<b>3-plus Steals:</b>	0 (0-0)	0 (0-0)
<b>3-plus Blocks:</b>	0 (0-0)	0 (0-0)
<b>3-plus 3-point FGs:</b>	0 (0-0)	0 (0-0)
<b>Scoring Leader:</b>	0 (0-0)	0 (0-0)
<b>Rebound Leader:</b>	4 (3-1)	4 (3-1)
<b>Assist Leader:</b>	0 (0-0)	0 (0-0)

**2011-12 GAME-BY-GAME**

Opponent	Date	GS	Min	FG	FGA	Pct	3FG	FGA	Pct	FT	FTA	Pct	Off	Def	TR	Avg	PF	FO	A	TO	Blk	Stl	Pts	Avg		
at Utah State	11/11/11	11	1	1	1.000	0	0	.000	0	0	.000	0	0	.000	1	2	3	3.0	1	0	0	1	0	2	2.0	
BYU-HAWAII	11/15/11	5	0	0	.000	0	0	.000	0	0	.000	0	0	.000	1	1	2	2.5	3	0	0	2	0	0	1.0	
LONGWOOD	11/18/11	13	2	4	.500	0	0	.000	0	0	.000	0	0	.000	2	1	3	2.7	3	0	1	2	1	0	4	2.0
PRAIRIE VIEW A&M	11/22/11	8	0	1	.000	0	0	.000	2	4	.500	0	0	0	0	2.0	2	0	0	1	0	1	2	2.0		
vs Nevada	11/25/11	4	0	0	.000	0	0	.000	0	0	.000	0	0	0	1.6	1	0	0	0	1	1	0	1.6			
vs Wisconsin	11/26/11	1	0	0	.000	0	0	.000	2	2	1.000	0	0	0	1.3	0	0	0	0	0	0	2	1.7			
vs Northern Arizona	11/30/11	9	5	6	.833	1	2	.500	0	0	.000	1	3	4	1.7	3	0	1	0	0	0	11	3.0			
vs Oregon	12/03/11	18	4	7	.571	1	2	.500	0	0	.000	2	4	6	2.3	5	1	0	0	0	0	9	3.8			
WEBER STATE	12/07/11	21	7	8	.875	1	2	.500	0	3	.000	2	7	9	3.0	3	0	0	0	1	0	15	5.0			
at Utah	12/10/11	18	1	1	1.000	1	1	1.000	0	0	.000	0	5	5	3.2	3	0	1	0	0	0	3	4.8			
BAYLOR	12/17/11	7	0	1	.000	0	0	.000	0	0	.000	1	2	3	3.2	2	0	0	0	1	0	0	4.4			
BUFFALO	12/20/11	24	2	4	.500	0	1	.000	3	4	.750	2	7	9	3.7	4	0	1	1	0	1	7	4.6			
UC SANTA BARBARA	12/22/11	8	0	1	.000	0	1	.000	0	2	.000	0	0	0	3.4	2	0	0	3	0	0	0	4.2			
CS SAN MARCOS	12/27/11	13	1	3	.333	0	0	.000	1	2	.500	0	2	2	3.3	3	0	1	0	2	0	3	4.1			
at Saint Mary's (CA)	12/29/11	12	0	1	.000	0	0	.000	0	2	.000	2	2	4	3.3	1	0	2	0	0	0	0	3.9			
SAN DIEGO	12/31/11	14	3	6	.500	1	2	.500	2	2	1.000	0	1	1	3.2	5	1	0	0	1	1	9	4.2			
at Loyola Marymount	01/05/12	15	4	5	.800	0	0	.000	0	0	.000	4	2	6	3.4	2	0	0	0	0	0	8	4.4			
SAN FRANCISCO	01/07/12	16	2	4	.500	0	1	.000	0	2	.000	2	7	9	3.7	1	0	1	0	1	0	4	4.4			
SANTA CLARA	01/14/12	16	1	1	1.000	0	0	.000	1	2	.500	4	3	7	3.8	2	0	2	0	0	0	3	4.3			
at San Diego	01/16/12	10	2	4	.500	1	1	1.000	2	3	.667	3	2	5	3.9	2	0	1	2	0	0	7	4.5			
LOYOLA MARYMOUNT	01/19/12	10	0	2	.000	0	2	.000	2	4	.500	0	2	2	3.8	1	0	0	0	0	0	2	4.3			
at Pepperdine	01/21/12	9	2	2	1.000	0	0	.000	0	1	.000	2	3	5	3.9	3	0	0	0	0	0	4	4.3			
at Virginia Tech	01/25/12	17	3	7	.429	0	0	.000	0	0	.000	3	1	4	3.9	2	0	0	1	0	0	6	4.4			
SAINT MARY'S	01/28/12	14	2	3	.667	0	0	.000	0	1	.000	2	1	3	3.8	3	0	0	1	0	1	4	4.4			
GONZAGA	02/02/12	12	1	5	.200	0	2	.000	1	1	1.000	0	2	2	3.8	4	0	0	0	0	1	3	4.3			
at Portland	02/04/12	11	1	2	.500	0	0	.000	2	2	1.000	1	0	1	3.7	3	0	0	1	0	0	4	4.3			
PEPPERDINE	02/11/12	23	2	4	.500	0	0	.000	0	0	.000	6	2	8	3.8	3	0	0	1	1	1	4	4.3			
at San Francisco	02/16/12	18	3	4	.750	0	0	.000	0	0	.000	1	2	3	3.8	5	1	0	0	1	1	6	4.4			
at Santa Clara	02/18/12	17	2	2	1.000	0	0	.000	2	2	1.000	0	1	1	3.7	5	1	1	1	0	0	6	4.4			
at Gonzaga	02/23/12	17	2	5	.400	0	2	.000	0	0	.000	5	5	10	3.9	5	1	2	1	0	0	4	4.4			
Totals		0	391	53	94	.564	6	19	.316	20	39	.513	47	70	117	3.9	82	5	14	18	11	8	132	4.4		

**CAREER STATISTICS (ALL GAMES)**

Year	GP	GS	Min	Avg	FG	FGA	Pct	3FG	FGA	Pct	FT	FTA	Pct	Off	Def	TR	Avg	PF	FO	A	TO	Blk	Stl	Pts	Avg
2011-12	30	0	391	13.0	53	94	.564	6	19	.316	20	39	.513	47	70	117	3.9	82	5	14	18	11	8	132	4.4
<b>TOTAL</b>	<b>30</b>	<b>0</b>	<b>391</b>	<b>13.0</b>	<b>53</b>	<b>94</b>	<b>.564</b>	<b>6</b>	<b>19</b>	<b>.316</b>	<b>20</b>	<b>39</b>	<b>.513</b>	<b>47</b>	<b>70</b>	<b>117</b>	<b>3.9</b>	<b>82</b>	<b>5</b>	<b>14</b>	<b>18</b>	<b>11</b>	<b>8</b>	<b>132</b>	<b>4.4</b>

**CAREER STATISTICS (CONFERENCE GAMES)**

Year	GP	GS	Min	Avg	FG	FGA	Pct	3FG	FGA	Pct	FT	FTA	Pct	Off	Def	TR	Avg	PF	FO	A	TO	Blk	Stl	Pts	Avg
2011-12	15	0	214	14.3	27	50	.540	2	10	.200	12	22	.545	32	35	67	4.5	45	4	9	7	4	5	68	4.5
<b>TOTAL</b>	<b>15</b>	<b>0</b>	<b>214</b>	<b>14.3</b>	<b>27</b>	<b>50</b>	<b>.540</b>	<b>2</b>	<b>10</b>	<b>.200</b>	<b>12</b>	<b>22</b>	<b>.545</b>	<b>32</b>	<b>35</b>	<b>67</b>	<b>4.5</b>	<b>45</b>	<b>4</b>	<b>9</b>	<b>7</b>	<b>4</b>	<b>5</b>	<b>68</b>	<b>4.5</b>





**34 — NOAH HARTSOCK**  
**6-8 • 230 • Senior • Forward**  
**Bartlesville, Okla. (Bartlesville HS)**

### HARTSOCK NOTES

#### Last time Out

- Played 7 minutes at Gonzaga, was limited due to a knee injury suffered in the previous game at Santa Clara

#### In 2011-12

- Has started every game this season and scored in double figures in all but two
- WCC Player of the Month (December)
- Posted double-double vs. Gonzaga with 24 points and a career-high 14 rebounds
- Recorded back-to-back double-double games vs. Oregon and Weber State (23 pts/12 reb vs. Oregon and 19 pts/12 reb vs. Weber State)
- Has had 3 or more blocks in 9 games (three with 4 blocks) and recorded at least 1 block in every game but five
- Averages 17.3 points, 5.5 rebounds, 1.7 blocks and 1.6 assists
- 56.6 percent FG shooting and 84.3 percent FT shooting

#### Other

- Parents are David and Leslie Hartssock and has five brothers and one sister
- Wife Kendalyn plays volleyball at BYU
- Served a mission for The Church of Jesus Christ of Latter-day Saints in Salt Lake City
- McDonald's High School All-America nominee at Bartlesville High School

Click/scan for Hartssock's bio on BYUcougars.com



### 11-12 SEASON HIGHS

Points: 28, Loyola Marymount — 1/19/12  
 Points 1st half: 15, Loyola Marymount — 1/19/12  
 Points 2nd half: 17, at Loyola Marymount — 1/5/12  
 Rebounds: 14, Gonzaga — 2/2/12  
 Assists: 5, vs. BYU-Hawaii — 11/15/11  
 Steals: 2, five times, last, CSUSM — 12/27/11  
 Blocks: 4, three times, last, at Utah — 12/10/11  
 FG made: 11, Loyola Marymount — 1/19/12  
 FG attempts: 19, Gonzaga — 2/2/12  
 3FG made: 2, vs. Nevada — 11/25/11  
 3FG attempts: 6, at San Diego — 1/16/12  
 FT made: 12, at Portland — 2/4/12  
 FT attempts: 12, at Portland — 2/4/12

### CAREER HIGHS

Points: 28, Loyola Marymount — 1/19/12  
 Rebounds: 14, Gonzaga — 2/2/12  
 Assists: 6, Eastern New Mexico — 01/02/10  
 Steals: 3, vs Florida — 03/24/11  
 Blocks: 5, at Creighton — 12/01/10  
 FG made: 11, Loyola Marymount — 1/19/12  
 FG attempts: 19, Gonzaga — 2/2/12  
 3FG made: 3, three times, last, vs. Gonzaga — 03/19/11  
 3FG attempts: 6, at San Diego — 1/16/12  
 FT made: 12, at Portland — 2/4/12  
 FT attempts: 12, at Portland — 2/4/12

### MISCELLANEOUS

	11-12	Career
Double-Figure Pts:	27 (21-6)	52 (43-9)
20-plus Pts:	11 (10-1)	12 (11-1)
Double-Figure Reb:	3 (3-0)	7 (7-0)
Double-Doubles:	3 (3-0)	6 (6-0)
3-plus Steals:	0 (0-0)	1 (0-1)
3-plus Blocks:	9 (8-1)	24 (22-2)
3-plus 3-point FGs:	0 (0-0)	3 (3-0)
Scoring Leader:	12 (8-4)	13 (9-4)
Rebound Leader:	5 (4-1)	29 (24-5)
Assist Leader:	2 (1-1)	7 (5-2)

### 2011-12 GAME-BY-GAME

Opponent	Date	GS	Min	FG	FGA	Pct	3FG	FGA	Pct	FT	FTA	Pct	Off	Def	TR	Avg	PF	FO	A	TO	Blk	Stl	Pts	Avg	
at Utah State	11/11/11	*	36	8	13	.615	0	1	.000	2	2	1.000	1	4	5	5.0	3	0	4	3	1	2	18	18.0	
BYU-HAWAII	11/15/11	*	32	4	7	.571	0	1	.000	6	6	1.000	2	7	9	7.0	0	0	5	0	2	2	14	16.0	
LONGWOOD	11/18/11	*	30	7	11	.636	1	2	.500	3	6	.500	0	5	5	6.3	0	0	0	0	1	1	18	16.7	
PRAIRIE VIEW A&M	11/22/11	*	24	5	9	.556	1	1	1.000	1	2	.500	0	3	3	5.5	2	0	0	1	3	0	12	15.5	
vs Nevada	11/25/11	*	33	9	12	.750	2	2	1.000	1	2	.500	0	6	6	5.6	4	0	2	2	1	1	21	16.6	
vs Wisconsin	11/26/11	*	39	7	14	.500	0	1	.000	4	4	1.000	3	3	6	5.7	3	0	1	1	4	0	18	16.8	
vs Northern Arizona	11/30/11	*	26	4	10	.400	1	3	.333	2	2	1.000	2	2	4	5.4	1	0	2	0	3	2	11	16.0	
vs Oregon	12/03/11	*	37	8	14	.571	0	1	.000	7	8	.875	4	8	12	6.3	4	0	2	1	4	0	23	16.9	
WEBER STATE	12/07/11	*	30	7	16	.438	0	0	.000	5	6	.833	4	8	12	6.9	1	0	3	2	3	0	19	17.1	
at Utah	12/10/11	*	36	6	9	.667	1	2	.500	6	6	1.000	2	5	7	6.9	2	0	1	1	4	0	19	17.3	
BAYLOR	12/17/11	*	37	7	14	.500	0	1	.000	1	1	1.000	3	2	5	6.7	2	0	1	1	1	2	15	17.1	
BUFFALO	12/20/11	*	18	7	9	.778	0	1	.000	2	3	.667	0	1	1	6.3	3	0	2	0	0	1	16	17.0	
UC SANTA BARBARA	12/22/11	*	37	7	11	.636	0	0	.000	7	8	.875	1	4	5	6.2	3	0	1	0	1	0	21	17.3	
CS SAN MARCOS	12/27/11	*	28	8	10	.800	0	0	.000	4	5	.800	1	3	4	6.0	0	0	2	1	1	2	20	17.5	
at Saint Mary's (CA)	12/29/11	*	37	6	11	.545	0	0	.000	1	2	.500	2	3	5	5.9	3	0	0	3	1	1	13	17.2	
SAN DIEGO	12/31/11	*	23	5	11	.455	0	0	.000	5	6	.833	0	3	3	5.8	2	0	0	2	0	1	15	17.1	
at Loyola Marymount	01/05/12	*	36	9	12	.750	0	1	.000	3	5	.600	1	6	7	5.8	2	0	1	4	1	1	21	17.3	
SAN FRANCISCO	01/07/12	*	30	5	9	.556	0	1	.000	4	4	1.000	0	6	6	5.8	2	0	2	2	1	0	14	17.1	
SANTA CLARA	01/14/12	*	33	8	11	.727	1	1	1.000	4	6	.667	2	3	5	5.8	3	0	1	3	0	0	21	17.3	
at San Diego	01/16/12	*	29	2	12	.167	1	6	.167	2	2	1.000	0	1	1	5.6	2	0	3	3	1	0	7	16.8	
LOYOLA MARYMOUNT	01/19/12	*	37	11	15	.733	0	1	.000	6	7	.857	1	4	5	5.5	4	0	2	1	0	0	28	17.3	
at Pepperdine	01/21/12	*	36	8	14	.571	0	1	.000	4	4	1.000	0	3	3	5.4	1	0	1	3	3	1	20	17.5	
at Virginia Tech	01/25/12	*	38	7	12	.583	1	1	1.000	7	8	.875	2	5	7	5.5	1	0	1	1	3	2	22	17.7	
SAINT MARY'S	01/28/12	*	31	5	9	.556	0	0	.000	5	5	1.000	1	2	3	5.4	3	0	0	3	0	2	15	17.5	
GONZAGA	02/02/12	*	35	10	19	.526	0	0	.000	4	5	.800	2	12	14	5.7	3	0	3	1	2	1	24	17.8	
at Portland	02/04/12	*	24	0	6	.000	0	0	.000	12	12	1.000	2	2	4	5.7	3	0	0	1	1	1	12	17.6	
PEPPERDINE	02/11/12	*	23	3	5	.600	0	0	.000	3	4	.750	1	4	5	5.6	1	0	3	1	3	1	9	17.3	
at San Francisco	02/16/12	*	35	7	13	.538	0	0	.000	2	2	1.000	1	1	2	5.5	2	0	1	3	2	0	16	17.2	
at Santa Clara	02/18/12	*	34	8	14	.571	0	1	.000	5	7	.714	0	5	5	5.5	2	0	3	1	1	2	21	17.3	
at Gonzaga	02/23/12	*	7	0	0	.000	0	0	.000	0	0	.000	0	1	1	5.3	1	0	0	1	0	0	0	16.8	
Totals			30	931	188	332	.566	9	29	.310	118	140	.843	38	122	160	5.3	63	0	47	46	48	26	503	16.8

### CAREER STATISTICS (ALL GAMES)

Year	GP	GS	Min	Avg	FG	FGA	Pct	3FG	FGA	Pct	FT	FTA	Pct	Off	Def	TR	Avg	PF	FO	A	TO	Blk	Stl	Pts	Avg
2008-09	27	0	304	11.3	25	43	.581	0	0	.000	16	27	.593	25	38	63	2.3	43	0	7	14	15	6	66	2.4
2009-10	36	30	878	24.4	97	175	.554	1	4	.250	38	44	.864	56	128	184	5.1	78	1	42	21	46	18	233	6.5
2010-11	37	36	1100	29.7	123	247	.498	26	60	.433	48	58	.828	72	148	220	5.9	84	0	59	35	61	21	320	8.6
2011-12	30	30	931	31.0	188	332	.566	9	29	.310	118	140	.843	38	122	160	5.3	63	0	47	46	48	26	503	16.8
<b>TOTAL</b>	<b>130</b>	<b>96</b>	<b>3213</b>	<b>24.7</b>	<b>433</b>	<b>797</b>	<b>.543</b>	<b>36</b>	<b>93</b>	<b>.387</b>	<b>220</b>	<b>269</b>	<b>.818</b>	<b>191</b>	<b>436</b>	<b>627</b>	<b>4.8</b>	<b>268</b>	<b>1</b>	<b>155</b>	<b>116</b>	<b>170</b>	<b>71</b>	<b>1122</b>	<b>8.6</b>

### CAREER STATISTICS (CONFERENCE GAMES)

Year	GP	GS	Min	Avg	FG	FGA	Pct	3FG	FGA	Pct	FT	FTA	Pct	Off	Def	TR	Avg	PF	FO	A	TO	Blk	Stl	Pts	Avg
2008-09	15	0	162	10.8	10	19	.526	0	0	.000	7	14	.500	15	19	34	2.3	21	0	4	9	7	5	27	1.8
2009-10	16	16	391	24.4	41	82	.500	0	3	.000	21	23	.913	22	56	78	4.9	33	0	18	9	23	6	103	6.4
2010-11	16	16	513	32.1	42	94	.447	12	33	.364	22	26	.846	30	75	105	6.6	43	0	30	15	23	4	118	7.4
2011-12	15	15	450	30.0	87	161	.540	2	12	.167	60	71	.845	13	56	69	4.6	34	0	20	32	16	11	236	15.7
<b>TOTAL</b>	<b>62</b>	<b>47</b>	<b>1516</b>	<b>24.5</b>	<b>180</b>	<b>356</b>	<b>.506</b>	<b>14</b>	<b>48</b>	<b>.292</b>	<b>110</b>	<b>134</b>	<b>.821</b>	<b>80</b>	<b>206</b>	<b>286</b>	<b>4.6</b>	<b>131</b>	<b>0</b>	<b>72</b>	<b>65</b>	<b>69</b>	<b>26</b>	<b>484</b>	<b>7.8</b>





**5 PLAYERS SCORED IN DOUBLE FIGURES**

2/4/12 at Portland, 79-60 W, Davies - 18, Carlino - 13, Hartsock - 12, Cusick - 12, Zylstra - 12

**6 PLAYERS SCORED IN DOUBLE FIGURES**

12/7/11 vs. Weber State, 94-66 W, Hartsock - 19, Austin - 15, Abouo - 15, Rogers - 15, Zylstra - 15, Davies - 11

**NO PLAYERS SCORED IN DOUBLE FIGURES**

2/21/05 at Air Force, 39-70 L

**ONE PLAYER RECORDED A DOUBLE-DOUBLE**

2/23/12 at Gonzaga  
Charles Abouo and Brandon Davies

**TWO PLAYERS RECORD A DOUBLE-DOUBLE**

2/23/12 at Gonzaga  
Brandon Davies, 23 points, 10 rebounds  
Charles Abouo, 10 points, 10 rebounds

**TWO DOUBLE-DIGIT REBOUNDERS**

2/23/12 at Gonzaga  
Davies, Abouo and Austin - 10 rebounds

**SIX PLAYERS HAD 5 OR MORE REBOUNDS**

1/1/11 vs. Fresno Pacific, C. Collinsworth-8, Rogers-5, Emery-5, Hartsock-5, Abouo-5, Davies-5

**FIVE PLAYERS HAD 6 OR MORE REBOUNDS**

11/20/10 vs. Chicago State, Abouo-8, K. Collinsworth-7, Rogers-7, Anderson-6, C. Collinsworth-6, Davies-6

**FOUR PLAYERS HAD 9 OR MORE REBOUNDS**

12/30/06 vs. Seton Hall, Cummmard-12, Plaisted-9  
Young-9, Ainge-9

**TWO PLAYERS FOULED OUT**

2/23/12 vs. Saint Mary's  
Bradon Davies, Nate Austin

**THREE OR MORE PLAYERS FOULED OUT**

1/3/09 vs. Wake Forest  
Chris Miles, Gavin MacGregor, Charles Abouo

**A BYU PLAYER RECEIVED A TECHNICAL FOUL**

2/23/12 at Gonzaga - Brandon Davies

**AN OPPONENT PLAYER RECEIVED A TECHNICAL FOUL**

12/29/11 vs. Saint Mary's - Stephen Holt

**A BYU COACH RECEIVED A TECHNICAL FOUL**

1/28/12 vs. Saint Mary's - Dave Rose

**AN OPPONENT COACH RECEIVED A TECHNICAL FOUL**

12/20/11 vs. Buffalo - Reggie Witherspoon

**A BYU PLAYER EJECTED FROM A GAME**

11/23/02 vs. Kansas State  
Travis Hansen (2 technical fouls)

**AN OPPONENT PLAYER EJECTED FROM A GAME**

1/30/10 vs. Utah - Marshall Henderson (flagrant foul)

**A COACH EJECTED FROM THE GAME**

11/30/05 vs. Lamar (at Delta Center)  
Lamar coach Billy Tubbs (2 tech. fouls)

**AT LEAST TWO PLAYERS SCORED 20+ POINTS**

2/18/12 at Santa Clara, Hartsock 21, Davies 20

**THREE PLAYERS SCORED 20+ POINTS**

1/14/12 vs. Santa Clara, Davies 23, Carlino 21, Hartsock 21

**FOUR PLAYERS SCORED 20+ POINTS**

1/13/79 vs. UNM, D. Ainge-27, Scott Runia-25,  
Devin Durrant-20, Alan Taylor-20

**TWO PLAYERS SCORED 25+ POINTS**

3/18/10 vs. Florida-NCAA 1st Round  
Jimmer Fredette 37, Michael Loyd, Jr. 26

**A PLAYER SCORED 30+ POINTS**

2/16/12 at San Francisco, Matt Carlino, 30

**A PLAYER ATTEMPTED 20 OR MORE FIELD GOALS**

2/23/12 at Gonzaga, Matt Carlino, 23

**A PLAYER WITH 5 OR MORE STEALS**

2/23/12 at Gonzaga, Brandon Davies, 6

**A PLAYER HAD DOUBLE-DIGIT ASSISTS**

12/20/11 vs. Buffalo, Matt Carlino, 11

**A PLAYER MADE DOUBLE-DIGIT FREE THROWS**

1/21/12 at Pepperdine, Brandon Davies (15-18)

**A PLAYER 100% AT FT LINE (MIN. 8 ATTS)**

2/4/12 at Portland, Noah Hartsock (12-12)

**A PLAYER 100% FROM FLOOR (MIN. 5 ATTS)**

1/7/12 vs. San Francisco, Brock Zylstra (8-8)

**A PLAYER 100% ON TREYS (MIN. 3 ATTS)**

1/7/12 vs. San Francisco, Brock Zylstra (6-6)

**DID NOT MAKE A TREY**

11/22/96 vs. CS Fullerton (0-9)

**LAST TIME OPPONENT DID NOT MAKE A TREY**

2/2/08 at Wyoming (0-15)

**BYU HAD SIX OR FEWER TURNOVERS**

1/11/11 at Utah, 5

**BYU COMMITTED 25-PLUS TURNOVERS**

12/15/07 vs. Pepperdine, 86-67 W (29)

**BYU COMMITTED 11 OR LESS TEAM FOULS IN A GAME**

1/21/12 at Pepperdine, 11

**BYU SCORED 90 POINTS**

1/14/12 vs. Santa Clara, 95-78 W

**BYU SCORED 100 POINTS**

3/5/11 vs. Wyoming, 102-78 W

**BYU SCORED 110 POINTS**

12/22/09 vs. Nevada 110-104 W

**BYU SCORED LESS THAN 50 POINTS IN A GAME**

1/15/08 at UNLV 41-70 L

**HELD OPPONENT TO LESS THAN 50 POINTS IN A GAME**

12/10/11 at Utah 61-42 W

**BYU SCORED LESS THAN 40 POINTS IN A GAME**

2/21/05 at Air Force 39-70 L

**HELD OPPONENT TO LESS THAN 40 POINTS IN A GAME**

11/23/10 vs. Mississippi Valley State 83-36 W

**SHOT 60% FG**

3/6/10 at TCU, (.623), 38-61

**OPPONENT SHOT 60% FG**

12/22/05 at Utah State, (.600), 36-60

**SHOT 70% FG IN A HALF**

3/6/10 at TCU, (.720), 18-25

**DID NOT MISS A 2-POINT ATTEMPT IN A HALF**

2/23/04 vs. Air Force, 13-13 inside the arc, (14-17, .824 overall)

**SHOT LESS THAN 30% FG**

2/21/05 at Air Force, (.280), 14-50

**SHOT 100% FT**

11/26/11 vs. Wisconsin (11-11)

**SHOT 90% FT (AT LEAST 10 ATTEMPTS)**

1/13/11 vs. Northern Arizona, (.900), 9-10

**SHOT LESS THAN 50% FT**

11/20/08 vs. North Florida, (.400), 4-10

**SHOT 60% THREE-POINTERS**

1/7/12 vs. San Francisco, (.632), 12-19

**SHOT 70% THREE-POINTERS**

1/26/08 vs. New Mexico, (.813), 13-16

**OPPONENT SCORED LESS THAN 20 POINTS IN 1ST HALF**

11/30/11 at Utah, 17 (25-17, 61-42 W)

**OPPONENT SCORED LESS THAN 20 POINTS IN 2ND HALF**

1/13/10 at Air Force, 18 (31-18, 67-49 W)

**BYU SCORED LESS THAN 20 POINTS IN THE FIRST HALF**

2/21/05 at Air Force, 13 (BYU trailed 13-37)

**BYU SCORED LESS THAN 20 POINTS IN THE 2ND HALF**

1/15/00 vs. Utah, 19

**OPPONENT SCORED 50 OR MORE POINTS IN A HALF**

1/14/12 vs. Santa Clara, 50 (second half)

**BYU SCORED 50 OR MORE POINTS IN FIRST HALF**

1/11/11 at Utah, 53

**BYU SCORED 50 OR MORE POINTS IN SECOND HALF**

1/14/12 vs. Santa Clara, 50 (second half)

**BYU SCORED 60 OR MORE POINTS IN FIRST HALF**

11/20/10 vs. Chicago State, 60

**BYU SCORED 60 OR MORE POINTS IN SECOND HALF**

12/22/09 vs. Nevada, 64

**WON BY 50 OR MORE POINTS (LARGEST MARGIN EVER)**

12/22/06 vs. W. Oregon (62) 102-40

**WON BY 50 OR MORE POINTS**

11/23/10 vs. Mississippi Valley State (50) 86-36

**WON BY 40 OR MORE POINTS**

11/23/10 vs. Mississippi Valley State (50) 86-36

**WON BY 30 OR MORE POINTS**

2/11/12 vs. Pepperdine (38) 86-48

**WON BY 25 OR MORE POINTS**

1/7/12 vs. San Francisco (25) 81-56

**LOST BY 35-PLUS POINTS**

11/22/04 vs. North Carolina (36) 86-50

**LOST BY 30-PLUS POINTS**

2/21/05 at Air Force (31) 39-70

**LOST BY 25-PLUS POINTS**

1/15/08 at UNLV (29) 70-41

**PLAYED AN OVERTIME GAME**

3/24/11 vs. Florida, 74-83 (OT)

**WON IN SINGLE OVERTIME**

2/26/08 at New Mexico, 70-69

**LOST IN OVERTIME**

3/24/11 vs. Florida, 74-83 (OT)

**PLAYED A DOUBLE OT GAME**

11/26/10 vs. South Florida, 77-75 (2OT)

**PLAYED A TRIPLE OT GAME**

2/28/98 at UTEP 76-75 W 3OT

**WON 15 STRAIGHT GAMES**

2009-10 (15)

**WON 10 STRAIGHT GAMES**

2010-11 (10)

**LOST 3 STRAIGHT GAMES**

2004-05 (three times)  
last time - @ New Mexico, @ Air Force, @ Utah

**LOST 4 STRAIGHT GAMES**

2004-05 @ New Mexico, @ Air Force, @ Utah, UNLV

**LOST 5 STRAIGHT**

2004-05 @ UNM, @ AFA, @ Utah, UNLV, vs. UNM (at MWC)

**LOST 9 STRAIGHT**

1997-98

**LOST 10 STRAIGHT GAMES**

1996-97 (21) - school record

**PLAYED AN NCAA TOURNAMENT GAME**

3/24/11 vs. Florida-Regional Semifinals, 74-83 (OT)

**WON AN NCAA TOURNAMENT GAME**

3/19/11 vs. Gonzaga-NCAA 3rd Round, 89-67

**WON TWO NCAA TOURNAMENT GAMES**

1980-81 Princeton 60-51, UCLA 78-55, Notre Dame 51-50, then lost to Virginia 60-74

2010-11 Wofford 74-66, Gonzaga 89-67

**WON THREE NCAA TOURNAMENT GAMES**

1980-81 Princeton 60-51, UCLA 78-55, Notre Dame 51-50, then lost to Virginia 60-74

**WON FOUR NCAA TOURNAMENT GAMES**

Never

**PLAYED IN THE NIT**

3/15/06 at Houston 67-77 L

**WON AN NIT GAME**

3/14/02 vs. UC Irvine 78-55 W

**WON TWO NIT GAMES**

1999-00 Bowling Green 81-54, So. Illinois 82-57  
Then lost to Notre Dame in quarterfinals

**WON THREE NIT GAMES**

1965-66 NIT CHAMPIONS  
1950-51 NIT CHAMPIONS

**WON CONFERENCE TOURNAMENT**

2000-01

**WON CONFERENCE REGULAR SEASON**

2010-11

**WON CONFERENCE REGULAR SEASON OUTRIGHT**

2007-08

**DEFEATED A RANKED TEAM**

2/2/12 vs. Gonzaga (24/RV), 83-73

**DEFEATED A RANKED TEAM AT HOME**

2/2/12 vs. Gonzaga (24/RV), 83-73

**DEFEATED A RANKED TEAM ON THE ROAD**

2/26/11 at SDSU (6/4), 80-67

**WAS RANKED IN THE TOP 25 AP POLL**

3/14/11 Ranked 10th

**WAS RANKED IN THE TOP 25 COACHES POLL**

3/29/11 Ranked 13th

**FINISHED SEASON RANKED IN THE TOP 25 POLLS**

2010-11 10th (AP), 13th (Coaches)





**Official Basketball Box Score -- Game Totals -- Final Statistics**  
**Brigham Young vs Utah State**  
**11/11/11 7:05 p.m. at Dee Glen Smith Spectrum****Brigham Young 62 • 0-1**

#	Player	Total		3-Pr		Rebounds		PF	TP	A	TO	Bk	Stl	Min
		FG	FGA	FG	FGA	FT	FTA							
00	DAVIES, Brandon	f	4-10	0-0	5-9	2	3	5	13	1	3	1	2	24
01	ROGERS, Stephen	f	2-7	0-4	1-2	0	0	5	7	3	1	1	1	29
04	HARTSOCK, Noah	f	8-13	0-1	2-2	1	4	5	18	4	3	1	2	36
01	ABDOU, Charles	g	4-6	3-5	5-7	3	3	6	16	3	0	0	0	36
13	ZYLSTRA, Brock	g	4-4	0-0	0-0	3	3	2	9	3	2	0	1	31
02	CUSICK, Craig	g	0-0	0-0	2-2	0	0	1	2	1	0	0	1	9
05	COLLINSWORTH, Chris	0-1	0-1	0-0	0	0	0	3	0	1	2	0	0	5
12	SHARP, Josh	1-4	0-0	0-0	0	0	0	2	2	0	0	0	0	15
24	HARRISON, Damarcus	0-0	0-0	0-0	0	0	0	1	0	0	0	0	0	4
33	AUSTIN, Nate	1-1	0-0	0-0	1	2	3	1	2	1	1	0	0	1
Team		0		0		0		0		0		0		0
Totals		22-47	3-14	15-22	9	20	29	26	62	20	4	7	200	

FG % 1st Half: 11-22 50.0% 2nd half: 11-25 44.0% Game: 22-47 46.8%  
3FG % 1st Half: 1-6 16.7% 2nd half: 3-11 27.3% Game: 3-14 21.4%  
FT % 1st Half: 4-6 66.7% 2nd half: 11-16 68.8% Game: 15-22 68.2%

**Utah State 69 • 1-0**

#	Player	Total		3-Pr		Rebounds		PF	TP	A	TO	Bk	Stl	Min
		FG	FGA	FG	FGA	FT	FTA							
21	Grim, Moran	f	2-4	0-0	4-6	2	2	4	4	8	0	2	2	26
22	Jardine, Brady	f	5-11	0-0	2-4	1	6	8	2	12	0	0	0	35
00	Pane, Brocketh	q	1-4	0-0	3-8	1	6	8	5	6	0	0	0	35
05	Thornton, Steven	g	1-4	0-1	0-0	1	0	1	3	2	0	0	0	19
13	Melton, Preston	g	0-0	2-6	3-4	0	0	1	15	6	0	1	1	35
11	Thossey, Adam	0-2	0-2	2-4	0	0	0	1	2	0	0	0	0	12
14	Farris, E.J.	0-0	0-0	0-0	0	1	1	0	0	0	0	0	0	4
15	Bruneel, Mitch	3-6	2-3	0-1	1	1	2	3	8	1	0	0	0	21
25	Stone, Jordan	0-1	0-0	0-0	1	1	2	0	1	0	0	0	0	0
34	Reed, Kysian	0-2	0-0	0-0	2-3	5	1	0	0	1	0	0	0	15
Team		0		0		1		0		0		0		0
Totals		22-48	5-15	20-29	11	31	21	69	11	18	3	6	200	

FG % 1st Half: 10-21 47.6% 2nd half: 12-27 44.4% Game: 22-48 45.8%  
3FG % 1st Half: 2-5 40.0% 2nd half: 3-10 30.0% Game: 5-15 33.3%  
FT % 1st Half: 8-12 66.7% 2nd half: 12-17 70.6% Game: 20-29 69.0%

Officials: Bobby McKay «R», Mike Eggers «U», Sam Haddad «U»  
Technical fouls: Brigham Young-None, Utah State-None.  
Attendance: 10270

Score by periods		1st	2nd	Total
Brigham Young		28	34	62
Utah State		30	39	69

Points		In	Off	2nd	Fast
Brigham Young		14	17	21	8
Utah State		22	15	7	6

Rebounds		In	Off	2nd	Fast
Brigham Young		20	21	9	6
Utah State		26	11	6	11

Last FG - BY 2nd-00:09, USU 2nd-00:35.  
Largest lead - BY at 2nd-11:03, USU by 24 1st-04:06.

**Official Basketball Box Score -- Game Totals -- Final Statistics**  
**BYU-Hawaii vs BYU**  
**11/15/11 7:05 pm at Provo, Utah, Marriott Center****BYU-Hawaii 52 • 0-1**

#	Player	Total		3-Pr		Rebounds		PF	TP	A	TO	Bk	Stl	Min
		FG	FGA	FG	FGA	FT	FTA							
44	Hurst, Brady	f	2-7	0-0	0-1	3	2	5	4	2	5	0	0	25
05	Funk, Bracken	q	1-13	0-0	3-6	3	6	9	25	0	0	0	0	34
10	Ale, Oleskene	q	1-4	0-1	2-2	4	6	3	4	3	3	0	0	24
23	Chang, Yung-Hsien	g	1-13	1-4	1-1	1	2	24	12	0	5	0	1	32
02	Dastur, Jake	q	0-1	0-0	0-0	0	0	1	1	0	1	0	0	23
01	Coro, Pablo	0-1	0-1	0-0	0	0	0	0	0	0	0	0	0	2
02	Satterwhite, Gary	0-3	0-0	0-0	0	0	0	1	0	3	1	0	0	12
03	Lawrence, SeQuan	0-0	0-0	1-2	0	0	0	1	0	0	0	0	0	2
12	Covey, Christian	2-3	1-2	0-0	0	1	1	5	1	1	0	0	0	15
24	Stewart, Nikos	0-0	0-0	0-0	0	0	0	0	0	0	0	0	0	2
26	Ngwaka, Zach	2-6	0-1	0-0	2	1	3	2	4	1	1	0	0	21
Team		2		2		4		0		0		0		0
Totals		21-68	7-28	3-9	14	31	22	52	12	30	2	1	9	200

FG % 1st Half: 0-31 0.0% 2nd half: 15-37 40.5% Game: 21-68 30.9%  
3FG % 1st Half: 2-13 15.4% 2nd half: 3-9 33.3% Game: 5-22 22.7%  
FT % 1st Half: 3-6 50.0% 2nd half: 0-3 0.0% Game: 3-9 33.3%

**BYU 73 • 1-1**

#	Player	Total		3-Pr		Rebounds		PF	TP	A	TO	Bk	Stl	Min
		FG	FGA	FG	FGA	FT	FTA							
01	ABDOU, Charles	f	1-4	0-1	6-5	0	6	6	4	3	4	0	0	30
04	HARTSOCK, Noah	f	4-7	0-0	2-6	7	9	0	14	5	0	2	2	32
01	DAVIES, Brandon	f	1-3	0-0	3-6	3	6	9	5	6	0	0	0	16
13	ZYLSTRA, Brock	g	3-9	1-4	0-0	3	3	6	7	1	5	0	1	32
01	ROGERS, Stephen	g	2-5	1-2	0-0	2	2	3	5	1	2	2	0	22
02	CUSICK, Craig	g	0-0	0-0	1-2	0	0	1	0	0	0	0	0	12
05	COLLINSWORTH, Chris	0-1	0-0	0-0	0	1	1	0	0	0	1	0	0	7
12	SHARP, Josh	2-3	0-0	1-3	6	2	5	0	0	0	0	0	0	12
14	MARTINEAU, Nick	0-2	0-0	0-0	0	0	0	0	0	0	0	0	0	2
20	WINDER, Anson	0-0	0-0	0-0	0	1	1	0	0	0	0	0	0	2
24	HARRISON, Damarcus	2-6	1-2	1-1	1	1	2	6	3	0	0	0	0	5
33	AUSTIN, Nate	0-0	0-0	0-0	0	0	0	0	0	0	0	0	0	1
Team		2		2		4		0		0		0		0
Totals		26-53	4-13	17-25	14	37	51	19	73	16	22	7	9	200

FG % 1st Half: 15-30 50.0% 2nd half: 11-23 47.9% Game: 26-53 49.1%  
3FG % 1st Half: 4-12 33.3% 2nd half: 3-9 33.3% Game: 7-21 33.3%  
FT % 1st Half: 7-8 87.5% 2nd half: 10-17 58.8% Game: 17-25 68.0%

Officials: Glen Playberry, James Giron, Casey McChellan  
Technical fouls: BYU-Hawaii-None, BYU-None.  
Attendance: 13435

Score by periods		1st	2nd	Total
BYU-Hawaii		40	33	73
BYU		40	33	73

Points		In	Off	2nd	Fast
BYU-Hawaii		22	4	8	0
BYU		22	11	6	18

Rebounds		In	Off	2nd	Fast
BYU-Hawaii		19	11	6	18
BYU		22	11	6	18

Last FG - BYU-H 2nd-01:23, BYU 2nd-03:00.  
Largest lead - BYU-H 2nd-01:23, BYU by 26 1st-04:06.

**Official Basketball Box Score -- Game Totals -- Final Statistics**  
**Longwood vs BYU**  
**11/18/11 7:05 pm at Provo, Utah, Marriott Center****Longwood 60 • 1-3**

#	Player	Total		3-Pr		Rebounds		PF	TP	A	TO	Bk	Stl	Min
		FG	FGA	FG	FGA	FT	FTA							
01	Bowman, Jeremiah	* 3-8	0-1	0-0	0	1	1	2	6	3	3	0	0	27
02	Washington, Martiz	* 2-5	1-4	2-2	0	0	0	1	7	4	0	0	0	21
04	Carter, Antwan	* 0-13	0-0	0-0	2	3	3	1	0	0	0	0	0	16
25	Neil, Darran	* 1-3	1-2	1-4	2	2	4	9	3	0	0	0	0	16
3	van der Kooij, Jan	* 3-7	2-5	1-3	2	2	0	9	1	2	1	0	0	25
1	Taylor, Anthony	* 0-0	0-0	0-0	0	0	0	0	0	0	0	0	0	1
10	Shockey, Stephen	0-0	0-0	0-0	0	0	0	1	0	0	0	0	0	1
12	Carrey, Tristan	3-10	1-5	0-0	1	2	3	7	0	2	0	0	0	17
13	Robinson, David	0-3	0-2	0-0	1	2	0	1	1	0	0	0	0	16
21	Parker, Mark	2-2	2-2	0-0	0	0	0	1	6	0	0	0	0	13
22	Dublin, Jeylan	1-1	0-0	0-0	0	0	0	0	2	0	0	0	0	3
04	Havenstein, Jeff	0-3	0-0	0-0	2	1	4	1	0	0	0	0	0	18
Team		1		3		4		0		0		0		0
Totals		23-56	9-24	1-11	8	16	24	60	14	13	3	1	200	

FG % 1st Half: 11-28 39.3% 2nd half: 12-28 42.9% Game: 23-56 41.1%  
3FG % 1st Half: 5-13 38.5% 2nd half: 4-10 40.0% Game: 9-23 39.1%  
FT % 1st Half: 2-4 50.0% 2nd half: 3-7 42.9% Game: 5-11 45.5%

**BYU 92 • 2-1**

BYU 92-1-2														
#	Player	Total	3-Pr	Rebounds				PF	TP	A	TO	Bk	Stl	Min
		FG-RGA	FG-RGA	FT-FTA	Off	Def	Total							
00	DAVIES, Brandon	* 1-3	0-0	0-0	2	4	6	3	4	5	0	0	0	20
01	ABO, Charles	* 6-9	2-3	5-8	11	16	27	3	4	4	1	2	0	27
02	CUSICK, Craig	* 1-3	1-3	0-0	0	2	3	3	3	1	0	0	0	16
03	ZILSTRO, Matt	* 2-3	0-0	0-0	2	3	5	3	3	1	0	0	0	16
04	HARTSOCK, Noah	* 7-11	1-2	3-6	5	5	10	0	18	0	0	1	1	30
05	SHARP, Josh	0-1	0-0	1-2	1	3	4	3	1	3	1	0	0	17
06	WILSON, Nick	1-1	1-1	0-0	0	0	0	0	0	0	0	0	0	3
07	WINDER, Andrew	2-5	2-4	2-5	1	1	2	1	1	8	5	0	0	25
08	ROGERS, Stephen	7-9	3-5	0-0	2	0	2	0	17	3	0	0	0	18
09	HARRISON, Camarcus	2-2	0-0	0-0	0	0	0	0	0	0	0	0	0	13
10	AUSTIN, Nate	2-4	0-0	0-0	2	1	3	3	4	1	2	1	0	13

**Official Basketball Box Score -- Game Totals -- Final Statistics**  
**BYU vs Utah**  
**12/10/11 12:00 pm at Salt Lake City, UT (Huntsman Center)****BYU 61 • 8-2**

#	Player	Total		3-Pr		Rebounds		PF	TP	A	TO	Bk	Stl	Min
		FG	FGA	FT	FTA	Off	Def							
00	DAVIES, Brandon	f	1-4	0-0	1-2	3	6	9	3	1	1	1	1	25
04	HARTSOCK, Noah	f	6-9	1-2	6-6	2	5	7	2	19	1	1	4	36
01	ABOU, Charles	g	4-6	1-2	2-2	2	4	6	3	11	0	2	1	25
13	ZYLSTRA, Brock	g	2-6	2-5	0-0	1	1	2	1	6	4	0	0	28
02	WINDER, Anson	g	0-5	0-4	1-2	1	1	4	1	2	2	0	0	22
02	CUSICK, Craig	g	2-5	2-4	4-5	0	3	3	10	6	2	0	0	28
14	MARTINEAU, Nick	g	0-0	0-0	0-0	0	1	0	0	0	0	0	0	1
21	ROGERS, Stephen	g	2-8	1-5	0-2	0	3	2	5	1	0	0	0	19
24	HARRISON, Damarcus	g	1-5	1-4	0-0	0	0	0	3	0	0	0	0	8
33	AUSTIN, Nate	g	1-1	1-1	0-0	0	5	5	3	3	1	0	0	18
Totals		19-49	9-27	14-19	10-31	41	19	61	15	7	2	200		

FG % 1st Half: 7-26 26.9% 2nd Half: 12-23 52.2% Game: 19-49 38.8%  
3FG % 1st Half: 5-16 31.3% 2nd Half: 4-11 36.4% Game: 9-27 33.3%  
FT % 1st Half: 6-9 66.7% 2nd Half: 10-8 80.0% Game: 14-19 73.7%**Utah 42 • 1-8**

#	Player	Total		3-Pr		Rebounds		PF	TP	A	TO	Bk	Stl	Min
		FG	FGA	FT	FTA	Off	Def							
10	Farr, Dion	f	1-8	0-1	1-2	0	7	7	2	3	0	2	1	32
03	Martin, Cedric	f	2-6	2-5	4-4	0	0	3	1	10	0	1	1	35
02	Washington, Jason	c	0-0	0-0	0-0	0	3	3	6	0	2	1	0	18
00	Hines, Chris	g	0-4	0-3	0-0	0	0	0	0	0	0	0	0	17
05	Watkins, Josh	g	6-15	1-4	1-6	1	4	5	3	14	5	3	1	27
02	Olumusi, Anthony	g	0-2	0-0	0-0	0	1	1	2	0	0	0	0	14
05	Storkey, Kareem	g	2-7	0-4	1-2	1	1	4	6	3	0	0	0	27
21	Dawson, Javon	g	0-1	0-0	3-4	4	1	5	1	3	1	0	0	19
25	Wilkinson, Blake	g	0-2	0-0	1-2	2	2	2	0	1	0	1	1	11
Totals		14-52	3-17	13-17	11-24	35	19	42	6	10	4	200		

FG % 1st Half: 4-22 18.2% 2nd Half: 10-20 50.0% Game: 14-52 26.9%  
3FG % 1st Half: 1-9 11.1% 2nd Half: 2-8 25.0% Game: 3-17 17.6%  
FT % 1st Half: 8-10 80.0% 2nd Half: 3-8 37.5% Game: 11-18 61.1%

Officials: Deron White, Bobby McRoy, Glen Mayberry

Technical fouls: BYU=None, Utah=None.

Attendance: 1027

Score by periods		1st	2nd	Total
BYU		25	36	61
Utah		17	25	42

Last FG - BU 2nd-00:59, UT 2nd-00:12  
Largest lead - BU by 22 2nd-00:59, BU by 4 1st-17:33.Score tied - 3 times.  
Lead changed - 1 time.**Official Basketball Box Score -- Game Totals -- Final Statistics**  
**BYU vs BYU**  
**12/17/11 12:05 pm at Provo, Utah, Marriott Center****BYU 86 • 9-0, 0-0**

#	Player	Total		3-Pr		Rebounds		PF	TP	A	TO	Bk	Stl	Min
		FG	FGA	FT	FTA	Off	Def							
01	Jones III, Perry	* 11-16	2-2	4-7	3	5	8	3	28	4	1	0	3	33
04	Acy, Quincy	* 3-7	0-0	2-4	0	4	2	8	0	1	0	1	0	27
05	Heslop, Brady	* 6-10	6-10	0-0	0	0	1	18	1	1	0	1	0	23
22	Walton, A.J.	* 2-4	1-3	0-1	0	4	4	3	5	0	1	0	2	17
30	Miller, Quincy	* 4-9	0-0	0-0	1	3	4	8	1	2	2	0	0	22
00	Franklin, Gary	* 2-4	2-4	0-0	0	0	2	1	0	0	0	0	0	13
14	Bello, Deuce	* 0-1	0-1	0-0	0	0	1	0	0	1	0	0	1	6
34	Jefferson, Cory	* 0-3	0-0	0-0	0	0	0	1	0	1	0	0	0	10
41	Jones, Anthony	* 0-1	0-0	0-0	1	0	1	0	0	1	1	0	1	10
55	Jackson, Pierre	* 4-8	2-4	3-3	0	3	3	13	7	5	1	1	1	30
Totals		32-63	13-25	9-15	10	21	31	86	17	13	4	10	200	

FG % 1st Half: 13-28 46.4% 2nd Half: 19-35 54.3% Game: 32-63 50.8%  
3FG % 1st Half: 6-10 60.0% 2nd Half: 7-15 46.7% Game: 13-25 52.0%  
FT % 1st Half: 6-9 66.7% 2nd Half: 3-5 60.0% Game: 9-15 60.0%**BYU 83 • 8-3, 0-0**

#	Player	Total		3-Pr		Rebounds		PF	TP	A	TO	Bk	Stl	Min
		FG	FGA	FT	FTA	Off	Def							
00	DAVIES, Brandon	* 6-15	0-1	6-9	5	8	13	3	18	1	1	1	1	36
01	ABOU, Charles	* 7-10	1-4	2-2	6	3	9	4	17	2	5	0	0	22
02	CUSICK, Craig	* 1-3	0-2	0-0	0	0	0	3	18	1	1	0	2	29
13	ZYLSTRA, Brock	* 1-4	1-2	1-2	0	7	7	1	4	3	3	0	1	38
02	WINDER, Anson	* 7-14	0-1	1-3	2	5	15	1	1	1	2	3	0	27
04	CARLINO, Matt	* 7-14	0-0	0-0	1	18	2	4	0	1	0	0	0	13
20	WINDER, Anson	* 0-0	0-0	1-2	0	0	0	1	0	0	0	0	0	3
24	HARRISON, Damarcus	* 3-7	1-3	1-4	1	2	3	2	0	1	1	1	1	15
33	AUSTIN, Nate	* 0-1	0-0	0-0	0	3	3	2	0	0	1	0	0	7
Totals		32-68	7-21	12-20	19	25	44	19	83	14	16	6	200	

FG % 1st Half: 16-35 45.7% 2nd Half: 16-33 48.5% Game: 32-68 47.1%  
3FG % 1st Half: 4-14 28.6% 2nd Half: 6-10 60.0% Game: 10-24 41.7%  
FT % 1st Half: 6-10 60.0% 2nd Half: 6-10 60.0% Game: 12-20 60.0%

Officials: Crawford, Keith Kimble, Joe DeRosa

Technical fouls: BYU=None, BYU=None.

Attendance: 2700

Marriott Center sold out

Score by periods		1st	2nd	Total
BYU		35	48	83
BYU		41	42	83

Last FG - BU 2nd-00:20, BU 2nd-01:51  
Largest lead - BU by 9 2nd-06:17, BU by 13 1st-02:29.Score tied - 2 times.  
Lead changed - 3 times.**Official Basketball Box Score -- Game Totals -- Final Statistics**  
**Buffalo vs BYU**  
**12/10/11 7:05 pm at Provo, Utah, Marriott Center****Buffalo 78 • 6-2, 0-0**

#	Player	Total		3-Pr		Rebounds						PF	TP	A	TO	Bk	Stl	Min
		FG	FGA	FT	FTA	Off	Def	TP	FT	A	Bk							
03	OLDHAM, Jared	* 2-3	1-2	0-0	0	4	3	2	5	9	3	3	1	31				
05	FILZEN, Zach	* 5-7	4-6	0-0	0	0	0	0	1	14	1	4	0	37				
12	MCCREE, Andy	* 6-11	0-0	4-5	0	4	4	3	16	1	2	1	0	23				
21	WATT, Mitchell	* 7-12	1-1	3-4	7	3	18	2	5	1	2	1	0	32				
24	BARNETT, Dave	* 4-11	2-5	0-0	0	4	4	1	10	5	0	1	0	34				
01	WATSON, Tony	* 1-3	0-2	0-0	0	0	0	1	2	1	2	0	0	8				
18	RALEY-ROSS, Corey	* 0-0	0-0	0-0	0	0	0	0	0	0	0	1	0	3				
25	FORD, Xavier	* 0-2	0-0	0-0	0	1	1	0	0	0	0	0	0	1				
30	ROBINSON, Titus	* 1-2	0-0	5-6	0	1	4	7	1	2	0	0	0	16				
31	THOMAS-EDWARDS, Ra	* 1-1	0-0	0-0	1	1	0	2	0	1	0	0	0	7				
33	DOWNING, Cameron	* 1-1	0-0	2-2	0	0	0	1	4	0	0	0	0	8				
Team																		
Totals		28-53	8-16	14-17	4	24	28	78	20	3	8	200						

FG % 1st Half: 14-26 53.8% 2nd Half: 14-27 51.9% Game: 28-53 52.8%  
3FG % 1st Half: 4-9 44.4% 2nd Half: 6-7 85.7% Game: 8-16 50.0%  
FT % 1st Half: 7-8 87.5% 2nd Half: 7-9 77.8% Game: 14-17 82.4%**BYU 93 • 8-3, 0-0**

#	Player	Total	3-Pr		Rebounds		PF	TP	A	To	Bk	Stl	Min	
		FG	FGA	FT	FTA	Off								Def
00	DAVIES, Brandon	* 1-3	0-0	0-2	3	4	3	2	1	0	2	1	22	
01	ABOU, Charles	* 3-10	1-3	1-2	2	4	6	8	4	4	0	2	24	
02	CARLINO, Matt	* 3-9	2-5	2-2	1	6	7	3	11	5	5	0	29	
13	ZYLSTRA, Brock	* 9-16	4-10	4-4	0	2	2	1	26	4	2	0	36	
02	WINDER, Anson	* 7-9	0-1	2-3	0	1	3	16	2	0	0	0	38	
04	CUSICK, Craig	* 2-3	0-0	0-0	0	0	0	1	0	3	1	0	13	
12	SHARP, Josh	* 2-3	0-1	0-0	0	0	0	0	4	1	0	0	14	
14	MARTINEAU, Nick	* 0-1	0-0	0-0	0	0	0	0	0	0	0	0	1	
20	WINDER, Anson	* 7-8	6-7	0-0	0	0	0	20	3	1	3	1	19	
33	AUSTIN, Nate	* 2-4	0-1	3-4	2	2	7	1	0	0	0	0	24	
	Team				3	1	4							
		34-64	12-29	12-17	11	22	33	19	93	29	16	2	13	200

FG % 1st Half: 18-35 51.4% 2nd Half: 16-19 55.2% Game: 34-64 53.1%  
3FG % 1st Half: 7-16 43.8% 2nd Half: 6-7 85.7% Game: 13-29 44.8%  
FT % 1st Half: 4-4 100.0 2nd Half: 8-13 61.5% Game: 12-17 70.6%

Officials: Ken Ditty, Tom Hall, Jeffrey Kent

Technical fouls: Buffalo=TEAM, BYU=None.

Attendance: 9632

Score by periods		1st	2nd	Total
Buffalo		39	78	117
BYU		47	46	93

Last FG - BU 2nd-00:13, BU 2nd-00:10  
Largest lead - BU 11 1st-17:29, BU by 21 2nd-01:20.Score tied - 3 times.  
Lead changed - 1 time.**Official Basketball Box Score -- Game Totals -- Final Statistics**  
**UC Santa Barbara vs BYU**  
**12/22/11 7:05 pm at Provo, Utah, Marriott Center****UC Santa Barbara 75 • 5-5, 0-0**

#	Player	Total		3-Pr		Rebounds	
---	--------	-------	--	------	--	----------	--

**Official Basketball Box Score -- Game Totals -- Final Statistics****Santa Clara vs BYU**  
**01/14/12 6:05 pm at Provo, Utah, Marriott Center****Santa Clara 78 • 8-9, 0-4**

#	Player	Total		3-Pr		Rebounds		PF	TP	A	T	Bk	Stl	Min
		FG	FGA	FGA	FT-FTA	Off Def	FT							
00	ROQUEMORE, Evan	* 3-9	1-4	4-5	0	1	1	1	21	3	1	0	1	32
01	FOSTER, Kevin	* 6-12	4-9	6-8	0	1	1	2	22	5	2	0	1	34
02	MARTIN, John	* 2-6	0-0	0	1	2	3	4	0	2	0	0	0	26
03	HARRISON, Nivi	* 7-9	0-0	4-8	0	2	3	18	0	2	0	0	0	20
04	COWLES, Raymond III	* 0-1	4-5	0-0	1	3	1	14	1	1	0	0	0	15
05	CLARK, Brandon	* 2-6	0-3	1-2	0	1	1	0	5	3	2	0	1	13
06	AVENEUE, Denzel	* 0-0	0-0	0-0	0	0	0	0	0	0	1	0	1	14
07	JOHNSON, Denzel	* 0-0	0-0	0-0	0	0	0	0	0	0	0	0	0	2
08	CLARKE, Julian	* 0-1	0-1	0-0	0	0	0	0	1	0	0	0	0	3
09	GARRETT, Robert	* 2-3	0-0	0-2	2	4	1	4	0	0	0	0	0	11
10	ATANGA, Yarnick	* 0-1	0-0	0-0	0	5	5	4	0	1	0	0	1	10
Team						2		1	3					
Totals		27-58	9-25	15-25	6	20	26	69	78	15	11	2	4	200

FG % 1st Half: 15-29 51.7% 2nd Half: 12-29 41.4% Game: 25-64 46.6%  
3FG % 1st Half: 3-11 27.3% 2nd Half: 3-14 21.4% Game: 3-19 36.0%  
FT % 1st Half: 10-10 100.0% 2nd Half: 9-15 60.0% Game: 19-25 60.0%**BYU 95 • 15-4, 4-1**

#	Player	Total		3-Pr		Rebounds		PF	TP	A	T	Bk	Stl	Min
		FG	FGA	FGA	FT-FTA	Off	Def							
00	DAVIES, Brandon	* 9-13	0-0	5-7	0	5	4	23	2	2	1	2	29	
01	ABDOU, Charles	* 3-6	1-2	6-6	0	1	1	4	13	3	1	0	1	21
02	CARLINO, Matt	* 7-12	3-6	4-6	0	3	3	21	8	2	1	1	33	
03	ZYLSTRA, Brock	* 3-6	1-3	0-0	0	4	4	7	2	1	0	1	29	
04	HARTSOCK, Noah	* 8-11	3-4	4-6	2	3	5	21	1	3	0	0	33	
05	CUSICK, Craig	* 1-1	1-1	0-0	0	0	2	3	0	1	0	0	9	
06	SHARP, Josh	* 0-0	0-0	2-2	0	1	1	0	2	0	0	0	2	
07	WINDER, Anson	* 0-0	0-0	0-0	0	0	0	0	0	0	0	0	1	
08	ROGERS, Stephen	* 1-6	0-3	0-0	0	3	3	0	3	0	0	0	1	12
09	HARRISON, Damarcus	* 0-2	0-1	0-0	0	1	1	0	0	0	0	0	2	
10	AUSTIN, Nate	* 1-1	0-0	1-2	0	3	6	9	2	1	0	0	16	
Team						3		6	9					
Totals		33-58	7-17	22-29	9	31	40	19	95	21	2	7	200	

FG % 1st Half: 15-28 53.6% 2nd Half: 18-30 60.0% Game: 33-58 56.9%  
3FG % 1st Half: 4-8 50.0% 2nd Half: 3-13 23.1% Game: 7-21 33.3%  
FT % 1st Half: 11-14 78.6% 2nd Half: 11-15 73.3% Game: 22-29 75.9%

Officials: Rick Betsell, Randy Burkhardt, Mike Peterson

Technical fouls: Santa Clara-NONE. BYU-NONE.

Attendance: 16116

Score by periods		1st	2nd	Total
Santa Clara		42	36	78
BYU		45	50	95

Largest FG - SCU 2nd-02:12, BYU 2nd-02:19  
Largest lead - SCU by 2 1st-16:22, BYU by 17 2nd-10:08.**Official Basketball Box Score -- Game Totals -- Final Statistics****BYU vs San Diego**  
**01/16/12 7:05pm at San Diego, CA (Jenny Carr Pavilion)****BYU 82 • 16-4 (5-1 WCC)**

#	Player	Total		3-Pr		Rebounds		PF	TP	A	Bk	Stl	Min
		FG	FGA	FGA	FT-FTA	Off	Def						
00	DAVIES, Brandon	* 9-13	0-0	6-10	6	6	12	2	2	2	1	3	29
01	ABDOU, Charles	* 3-6	1-2	6-6	0	1	2	7	3	2	0	4	34
02	CARLINO, Matt	* 7-12	3-6	4-6	0	3	3	21	8	2	1	1	33
03	ZYLSTRA, Brock	* 3-6	1-3	0-0	0	4	4	7	2	1	0	1	29
04	HARTSOCK, Noah	* 8-11	3-4	4-6	2	3	5	21	1	3	0	0	33
05	CUSICK, Craig	* 3-2	2-2	0-0	0	1	1	0	8	0	0	0	18
06	SHARP, Josh	* 0-0	0-0	1-2	0	0	1	0	0	0	0	0	6
07	MARTINEAU, Nick	* 0-0	0-0	0-0	0	0	0	0	0	0	0	0	1
08	WINDER, Anson	* 0-0	0-0	0-0	0	1	1	0	0	0	0	0	5
09	ROGERS, Stephen	* 1-1	0-0	0-0	0	0	0	0	2	0	0	0	5
10	HARRISON, Damarcus	* 0-0	0-0	0-0	0	1	1	0	0	1	0	0	1
11	AUSTIN, Nate	* 2-4	1-1	2-3	1	3	4	7	2	1	2	0	10
Team						28		62	16	15	4	2	200

FG % 1st Half: 14-34 41.2% 2nd Half: 14-28 50.0% Game: 28-62 45.2%  
3FG % 1st Half: 5-12 41.7% 2nd Half: 5-12 50.0% Game: 10-24 45.8%  
FT % 1st Half: 4-6 66.7% 2nd Half: 11-15 73.3% Game: 15-21 71.4%**San Diego 63 • 6-11 (4-1 WCC)**

San Diego 63 • 65-1 (1-4 WC)														
#	Player	FG	FGA	3-PT	Reb	Def	PF	A	T	Bk	Stl	Min		
02	RANCIHER, Ken	F 3-6	1-2	0-0	3	1	4	2	7	2	2	0	1	23
03	KRANER, Dennis	F 4-5	0-2	3-3	2	6	7	13	3	2	0	4	1	34
05	FAJESIMIN, Simi	C 0-0	0-0	1-2	0	2	2	4	1	0	0	0	0	15
06	ANDERSON, Christopher	G 5-11	1-2	0-0	0	2	2	1	11	3	0	4	0	39
07	DEE, Johnny	G 4-6	3-4	0-0	0	0	1	0	12	2	0	0	0	31
08	KORRIS, Darian	G 1-6	1-4	0-0	3	3	3	0	2	1	0	0	0	18
09	KERR, Nick	0-1	0-1	0-0	0	0	0	0	0	1	0	0	0	4
10	WILES, Cameron	* 3-7	0-0	1-2	0	0	1	0	0	0	0	0	0	19
11	BANKER, Blair	* 0-0	0-0	0-0	0	0	0	0	0	0	0	0	0	7
12	SINIS, John	* 0-2	0-0	0-0	0	1	1	2	0	0	0	0	0	7
13	MAURESA, Chris	* 2-2	0-0	0-0	3-4	2	3	1	0	0	0	0	0	20
Team						2		2	4					
Totals		24-59	6-19	9-12	7	21	28	14	63	15	2	6	1	100

FG % 1st Half: 10-25 40.0% 2nd Half: 14-34 41.2% Game: 24-59 40.0%  
3FG % 1st Half: 1-6 16.7% 2nd Half: 5-13 38.5% Game: 6-19 31.6%  
FT % 1st Half: 8-10 80.0% 2nd Half: 9-12 75.0% Game: 17-20 85.0%

Officials: Dick Contardi, Mike Reed, Tony Padilla

Technical fouls: BYU-NONE, San Diego-NONE.

Attendance: 3204

Score by periods		1st	2nd	Total
BYU		27	41	68
San Diego		20	34	63

Largest FG - BYU 2nd-04:27, USD 2nd-00:58  
Largest lead - BYU by 22 2nd-07:52, USD by 1 1st-13:32.**Official Basketball Box Score -- Game Totals -- Final Statistics****Loyola Marymount vs BYU**  
**01/19/12 6:35 pm at Provo, Utah, Marriott Center****Loyola Marymount 82 • 11-8, 4-2**

#	Player	Total		3-Pr		Reb		Off	Def	TP	FT	A	T	Bk	Stl
		FG	FGA	FG	FGA	FT	FTA	Off	Def	TP	FT	A	T	Bk	Stl
03	IRELAND, Anthony	* 7	-9	1	-2	12	-14	0	2	2	2	7	27	5	6
05	HAMILTON, Ashley	* 3	-7	0	-0	3	-5	2	7	3	9	0	1	0	23
12	ARMISTEAD, LaRon	* 2	-11	2	-8	6	-6	0	6	6	1	12	3	2	1
20	OKONJI, Godwin	* 0	-2	0	-0	1	-2	1	4	5	4	1	1	0	0
24	VINEY, Drew	* 7	-11	2	-5	5	-7	2	4	6	3	21	0	3	2
01	ENGLISH, Bruce	* 1	-3	1	-3	2	-2	0	1	1	2	5	0	1	0
02	BLACKWELL, C.J.	* 1	-3	1	-2	0	-0	0	0	0	0	3	1	0	1
15	OSBORNE, Alex	* 2	-3	0	-0	0	-0	0	2	2	4	0	0	0	1
20	LAWSON, Quincy	* 0	-1	0	-0	0	-0	0	1	1	0	0	0	0	0
24	EGBEYEMI, Ayodeji	* 0	-3	0	-2	0	-0	1	5	6	4	0	3	1	0
Team								3	3	6					
Totals		23	-53	7	-22	29	-36	9	33	42	25	82	13	14	4

FG % 1st Half: 13-31 41.9% 2nd Half: 10-22 45.5% Game: 23-53 43.4%  
3FG % 1st Half: 4-13 30.8% 2nd Half: 3-9 33.3% Game: 7-22 31.8%  
FT % 1st Half: 4-6 66.7% 2nd Half: 25-30 83.3% Game: 29-36 80.6%**BYU 68 • 16-5, 5-2**

BYU 68-106, 5-10, 5-2		Total		3-Pr		Rebounds		PF	TP	A	T	Bk	Stl
#	Player	FG	FGA	FG	FTA	Off	Def						
00	DAVIES, Brandon	* 4-8	0-0	6-8	2	7	9	5	14	2	2	0	31
01	ABDOU, Charles	* 3-9	0-4	1-2	5	1	2	5	10	2	2	0	20
02	CARLINO, Matt	* 2-10	1-7	0-0	1	3	4	4	5	3	0	0	30
03	ZYLSTRA, Brock	* 2-7	1-5	2-4	3	3	6	3	7	1	0	1	25
04	HARTSOCK, Noah	* 11-15	0-1	1	6-7	4	28	2	1	0	0	0	37
05	CUSICK, Craig	* 0-0	0-0	0-0	0	0	0	0	0	0	0	0	17
06	SHARP, Josh	* 0-0	0-0	0-0	0	1	1	0	0	0	0	0	2
07	WINDER, Anson	* 1-5	0-4	0-0	0	0	0	0	2	0	0	0	9
08	HARRISON, Damarcus	* 0-1	0-0	0-0	0	0	0	0	0	0	0	0	5
10	AUSTIN, Nate	* 0-0	0-2	2-4	0	2	2	0	0	0	0	0	10
	Team				1	3	4						



## BYU 85 • 22-6,10-3 WCC

San Francisco 84 • 17-11, 7-7 WCC																
#	Player	Total	3-Prtr	Rebounds	FG	FT	FT-PA	Off	Def	TP	FP	A	To	BK	Stl	Blk
05	WILLIAMS, Michael	2	2-10	1-6	0-4	0	1	1	0	1	1	5	1	0	0	26
06	GREEN, Rashad	1	0-1	0-0	0-0	0	0	0	0	0	0	1	0	0	1	35
22	BLACKWELL, Perris	0	0-11	0-0	0-3	5	6	11	3	18	1	5	0	1	0	31
30	CALIGARO, Angelo	1	2-13	3-8	0-6	1	5	6	1	5	5	1	0	0	0	28
01	JOHNSON, Avery	0	0-11	0-0	0-0	0	0	0	0	0	0	1	0	0	0	7
28	DICKERSON, Avery	4	0-9	1-4	1-1	4	6	0	10	1	1	2	1	2	0	23
04	JOHNSON, Avery	0	0-0	0-0	0-0	0	0	0	0	0	0	0	0	0	0	1
11	HOFFMANN, Gavin	1	0-1	0-0	0-0	0	0	0	0	0	0	0	0	0	0	1
Team																
Totals		33	37-70	18-53	8-15	17	25	42	11	84	17	14	4	5	200	
FG % 1st Half: 47.1 52.9%    2nd Half: 16.40 40.00    Game: 33-70 47.13    Double-Doubles: 0																
FT % 1st Half: 75.0 66.7%    2nd Half: 41.88 22.22    Game: 30-42 31.3%    Triple-Doubles: 0																

Score by periods	1st	2nd	Total
BYU	49	36	85
San Francisco	44	40	84

Last FG - BY 2nd-00:21, USF 2nd-00:47.      Score tied - 0 times.  
 Largest lead - BY by 11 1st-12:11, USF by 1 2nd-00:47.      Lead changed - 2 times.

## Brigham Young 82 • 23-6, 11-3

Santa Clara 67 • 81-19, 0-14 WCC																		
#	Player	1st Half			2nd Half			3rd Half			Rebounds			Totals			Min	
		FG	FTA	FT%	FG	FTA	FT%	FG	FTA	FT%	Off	Def	PF	TO	A TO	Bk		Stl
11	HARRISON, Nymf	1	1	100.0	0	0	0.0	0	0	0.0	0	0	0	2	19	0	0	1
42	COWLEY, Raymond III	1	2	50.0	1	4	25.0	1	3	33.3	2	4	4	14	1	0	0	33
25	MARTHUR, John	0	1	0.0	0	0	0.0	0	2	0.0	3	3	2	0	0	0	0	14
88	RODRIGUEZ, Evan	0	0	0.0	0	0	0.0	0	0	0.0	0	0	0	0	0	0	0	14
22	JOHNSON, DeDion	0	0	0.0	0	3	0.0	0	1	0.0	1	1	0	2	1	0	0	22
03	CLARK, Brandon	0	7	0.0	0	6	0.0	0	2	0.0	0	0	0	19	2	2	0	14
01	BERNICE, Kyle	0	0	0.0	0	0	0.0	0	0	0.0	0	0	0	0	0	0	0	1
04	AKWENUKE, Kyle	0	0	0.0	1	2	50.0	1	2	50.0	1	1	0	0	0	0	0	10
24	CLARKE, Jordan	0	0	0.0	0	0	0.0	0	0	0.0	0	0	0	0	0	0	0	1
13	BACH, Phillip	1	1	100.0	0	0	0.0	0	0	0.0	0	0	0	0	0	0	0	1
05	CHAMBERS, Jerrit	0	0	0.0	0	0	0.0	0	0	0.0	0	0	0	0	0	0	0	4
44	ATANGA, Yannick	0	2	0.0	0	2	0.0	1	2	50.0	2	3	2	0	1	1	0	21
Team		23-56		41.1%	16-24		66.7%	11-19		57.9%	18	67	10	14	2	1	0	200
FG % 1st Half:		12-26 46.2%		2nd Half:		11-30 36.7%		Game:		23-56 41.1%								Deadball
3FG % 1st Half:		3-9 33.3%		2nd Half:		2-6 33.3%		Game:		5-17 29.4%								Rebounds
FT % 1st Half:		10-12 83.3%		2nd Half:		12-16 75.0%		Game:		22-38 57.9%								

Score by periods	1st	2nd	Total	Points	In Paint	Off T/O	2nd Chance	Fast Break	Bench
Brigham Young	34	48	82	BY	44	20	7	14	18
Santa Clara	31	36	67	SCU	16	13	10	0	24

Last FG - BY 2nd-01:46, SCU 2nd-00:24.  
Largest lead - BY by 19 2nd-02:43, SCU by 3 1st-15:05.

**BYU COUGARS 63 • 23-7, 11-4**

GONZAGA BULLDOGS 74 • 22-5, 12-3																
No.	Player	Total			3-PrP			Rebounds								
		FG	FGA	FG%	1-T	1-TA	1-T%	2-T	2-TA	2-T%	TP	A	Bk	Stl		
10	EDI, Guy Landry	2-4	0-0	100.0	1-1	1	1	1	1	2	0	5	1	1	0	14
11	BRAD, Elias	1-2	1-2	50.0	0-0	0	0	0	0	0	1	1	1	0	1	1
16	SACKRE, Robert	C-2	5-0	0-0	4-4	1	4	5	5	5	0	4	4	1	1	23
40	PANGOS, Kevin	3-10	2-5	10-13	0	3	3	3	3	18	3	4	0	4	2	32
41	WILLIAMS, Gary	0-1	0-1	0-0	0-0	0	0	0	0	0	0	0	0	0	0	5
42	CARTER, Marquise	0-1	0-0	2-2	0	0	0	0	0	1	2	2	2	0	1	7
11	STOCKTON, David	0-0	0-0	0-0	0	0	0	0	0	0	0	2	2	0	0	9
15	SPANGLER, Ryan	0-0	0-0	0-0	0	0	0	0	0	0	0	0	0	0	0	0
16	MOENING, Jeff	0-1	0-1	1-3	0	0	0	0	0	0	0	0	0	0	0	0
38	HART, Mike	0-0	0-0	2-2	0	1	1	2	2	2	0	0	0	1	1	16
35	DOWDER, Sam	1-3	0-0	5-5	0	5	5	5	5	2	8	2	0	1	1	19
Totals		16-41	6-13	36-44	7	34	41	24	24	7	8	20	1	9	20	1

3FG 1st Half: 10-28 35.7%    2nd Half: 6-13 46.2%    Game: 16-41 39.0%

FG% 1st Half: 59.5%    2nd Half: 41.2%    2nd Half: 41.2%    Game: 41.2% 46.2%

3FG 2nd Half: 1-5 20.0%    2nd Half: 1-5 20.0%    2nd Half: 1-5 20.0%    Game: 1-5 20.0%

Deadball Rebounds  
10 11 16 40 41 42 11 15 16 38 35

Score by periods	1st	2nd	Total	In Points	Off Paint	2nd T/O	Fast Chance	Break	Bench
BYU COUGARS	27	36	63	26	15	15	0	7	
GONZAGA BULLDOGS	37	37	74	19	12	12	3	12	

Last FG - BY 2nd-00:20, GON 2nd-02:08.  
Largest lead - RY hv 3 1st-17:51, GON hv 17 2nd-13:14

**2011-12 SEASON STATS**  
**BYU Combined Team Statistics (as of Feb 23, 2012)**  
**All games**

<b>RECORD:</b>	<b>OVERALL</b>	<b>HOME</b>	<b>AWAY</b>	<b>NEUTRAL</b>
ALL GAMES	23-7	12-3	8-3	3-1
CONFERENCE	11-4	5-2	6-2	0-0
NON-CONFERENCE	12-3	7-1	2-1	3-1

##	Player	gp-gs	min	avg	Total	3-Point	F-Throw	Rebounds			pf	dq	a	to	blk	stl	pts	avg
					fg-fga	fg%	3fg-fga	3fg%	ft-fa	ft%	off	def	tot	avg	avg	avg	avg	avg
34	HARTSOCK, Noah	30-30	931	31.0	188-332	.566	9-29	.310	118-140	.843	38	122	160	5.3	63	0	47	16.8
00	DAVIES, Brandon	30-30	842	28.1	158-318	.497	0-1	.000	121-171	.708	71	162	233	7.8	97	4	64	14.6
10	CARLINO, Matt	20-19	546	27.3	96-228	.421	36-105	.343	36-48	.750	9	56	65	3.3	48	2	90	13.2
01	ABOUO, Charles	30-30	812	27.1	113-258	.438	38-101	.376	76-102	.745	61	127	188	6.3	79	2	83	11.3
13	ZYLSTRA, Brock	29-24	797	27.5	81-177	.458	43-115	.374	28-44	.636	25	92	117	4.0	53	0	56	8.0
21	ROGERS, Stephen	16-2	239	14.9	41-87	.471	16-45	.356	10-15	.667	3	26	29	1.8	19	1	23	6.8
20	WINDER, Anson	29-12	472	16.3	45-117	.385	22-74	.297	22-35	.629	3	42	45	1.6	33	0	54	4.6
33	AUSTIN, Nate	30-0	391	13.0	53-94	.564	6-19	.316	20-39	.513	47	70	117	3.9	82	5	14	4.4
24	HARRISON, Damarcus	26-0	234	9.0	32-98	.327	11-43	.256	8-16	.500	6	19	25	1.0	20	0	14	3.2
02	CUSICK, Craig	30-3	482	16.1	29-72	.403	19-47	.404	16-25	.640	4	34	38	1.3	34	0	60	3.1
12	SHARP, Josh	24-0	192	8.0	9-22	.409	1-5	.200	14-23	.609	16	21	37	1.5	21	0	12	1.4
14	MARTINEAU, Nick	16-0	50	3.1	5-13	.385	3-5	.600	1-2	.500	1	6	7	0.4	1	0	6	0.9
05	COLLINSWORTH, Chri	2-0	12	6.0	0-2	.000	0-1	.000	0-0	.000	0	1	1	0.5	3	0	1	0.0
Team											56	56	112		1		3	
Total.....		30	6000		850-1818	.468	204-590	.346	470-660	.712	340	834	1174	39.1	554	14	524	79.1
Opponents.....		30	5973		698-1723	.405	194-628	.309	397-593	.669	298	726	1024	34.1	567	-	400	66.2

<b>TEAM STATISTICS</b>	<b>BY</b>	<b>OPP</b>	<b>Date</b>	<b>Opponent</b>	<b>Score</b>	<b>Att.</b>
SCORING	2374	1987	11/11/11	at Utah State	L 62-69	10270
Points per game	79.1	66.2	11/15/11	BYU-HAWAII	w 73-52	13435
Scoring margin	+12.9	-	11/18/11	LONGWOOD	w 92-60	10173
FIELD GOALS-ATT	850-1818	698-1723	11/22/11	PRAIRIE VIEW A&M	w 90-51	11760
Field goal pct	.468	.405	11/25/11	vs Nevada	w 76-55	3424
3 POINT FG-ATT	204-590	194-628	11/26/11	vs Wisconsin	L 56-73	2634
3-point FG pct	.346	.309	11/30/11	vs Northern Arizona	w 87-52	3215
3-pt FG made per game	6.8	6.5	12/03/11	vs Oregon	w 79-65	12845
FREE THROWS-ATT	470-660	397-593	12/07/11	WEBER STATE	w 94-66	11676
Free throw pct	.712	.669	12/10/11	at Utah	w 61-42	10327
F-Throws made per game	15.7	13.2	12/17/11	BAYLOR	L 83-86	22700
REBOUNDS	1174	1024	12/20/11	BUFFALO	w 93-78	9632
Rebounds per game	39.1	34.1	12/22/11	UC SANTA BARBARA	w 89-75	10670
Rebounding margin	+5.0	-	12/27/11	CAL STATE SAN MARCOS	w 79-51	13007
ASSISTS	524	400	* 12/29/11	at Saint Mary's (CA)	L 82-98	3500
Assists per game	17.5	13.3	* 12/31/11	SAN DIEGO	w 88-52	16369
TURNOVERS	395	472	* 01/05/12	at Loyola Marymount	w 73-65	3073
Turnovers per game	13.2	15.7	* 01/07/12	SAN FRANCISCO	w 81-56	14823
Turnover margin	+2.6	-	* 01/14/12	SANTA CLARA	w 95-78	16116
Assist/turnover ratio	1.3	0.8	* 01/16/12	at San Diego	w 82-63	3204
STEALS	259	190	* 01/19/12	LOYOLA MARYMOUNT	L 68-82	12751
Steals per game	8.6	6.3	* 01/21/12	at Pepperdine	w 77-64	3104
BLOCKS	131	84	01/25/12	at Virginia Tech	w 70-68	9231
Blocks per game	4.4	2.8	* 01/28/12	SAINT MARY'S	L 66-80	22700
ATTENDANCE	224077	82561	* 02/02/12	GONZAGA	w 83-73	19257
Home games-Avg/Game	15-14938	11-5495	* 02/04/12	at Portland	w 79-60	4159
Neutral site-Avg/Game	-	4-5530	* 02/11/12	PEPPERDINE	w 86-48	19008
			* 02/16/12	at San Francisco	w 85-84	2875
			* 02/18/12	at Santa Clara	w 82-67	4700
			* 02/23/12	at GONZAGA BULLDOGS	L 63-74	6000

\* = Conference game





**2011-12 SEASON STATS**  
**BYU Combined Team Statistics (as of Feb 23, 2012)**  
**Conference games**

<b>RECORD:</b>	<b>OVERALL</b>	<b>HOME</b>	<b>AWAY</b>	<b>NEUTRAL</b>
ALL GAMES	11-4	5-2	6-2	0-0
CONFERENCE	11-4	5-2	6-2	0-0
NON-CONFERENCE	0-0	0-0	0-0	0-0

##	Player	gp-gs	min	avg	Total		3-Point		F-Throw		Rebounds				pf	dq	a	to	blk	stl	pts	avg
					fg-fga	fg%	3fg-fga	3fg%	ft-fga	ft%	off	def	tot	avg								
00	DAVIES, Brandon	15-15	454	30.3	93-178	.522	0-0	.000	77-114	.675	36	91	127	8.5	52	2	33	51	25	28	263	17.5
34	HARTSOCK, Noah	15-15	450	30.0	87-161	.540	2-12	.167	60-71	.845	13	56	69	4.6	34	0	20	32	16	11	236	15.7
10	CARLINO, Matt	15-15	405	27.0	69-169	.408	23-75	.307	27-37	.730	7	40	47	3.1	36	2	66	34	4	22	188	12.5
01	ABOUO, Charles	15-15	416	27.7	55-129	.426	16-49	.327	38-49	.776	25	57	82	5.5	41	2	42	16	2	16	164	10.9
13	ZYLSTRA, Brock	14-9	389	27.8	35-76	.461	16-49	.327	16-27	.593	14	51	65	4.6	27	0	22	18	2	16	102	7.3
33	AUSTIN, Nate	15-0	214	14.3	27-50	.540	2-10	.200	12-22	.545	32	35	67	4.5	45	4	9	7	4	5	68	4.5
20	WINDER, Anson	15-6	212	14.1	23-60	.383	10-35	.286	9-12	.750	1	23	24	1.6	24	0	19	10	0	19	65	4.3
02	CUSICK, Craig	15-0	269	17.9	18-45	.400	14-28	.500	7-12	.583	3	18	21	1.4	16	0	28	11	0	16	57	3.8
24	HARRISON, Damarcus	12-0	70	5.8	8-29	.276	3-10	.300	1-1	1.000	2	8	10	0.8	7	0	3	9	0	3	20	1.7
14	MARTINEAU, Nick	5-0	18	3.6	3-6	.500	2-3	.667	0-0	1.000	0	1	1	0.2	0	0	0	0	0	0	8	1.6
21	ROGERS, Stephen	6-0	41	6.8	3-13	.231	1-7	.143	2-2	1.000	1	6	7	1.2	5	0	5	2	1	1	9	1.5
12	SHARP, Josh	12-0	62	5.2	0-4	.000	0-1	.000	10-14	.714	6	4	10	0.8	7	0	3	2	3	2	10	0.8
Team											34	23	57		1		2					
Total.....		15	3000		421-920	.458	89-279	.319	259-361	.717	174	413	587	39.1	295	10	250	194	57	139	1190	79.3
Opponents.....		15	2973		351-856	.410	93-321	.290	249-361	.690	153	375	528	35.2	296	-	201	234	39	106	1044	69.6

<b>TEAM STATISTICS</b>	<b>BY</b>	<b>OPP</b>	<b>Date</b>	<b>Opponent</b>	<b>Score</b>	<b>Att.</b>
SCORING	1190	1044	* 12/29/11	at Saint Mary's (CA)	L 82-98	3500
Points per game	79.3	69.6	* 12/31/11	SAN DIEGO	w 88-52	16369
Scoring margin	+9.7	-	* 01/05/12	at Loyola Marymount	w 73-65	3073
FIELD GOALS-ATT	421-920	351-856	* 01/07/12	SAN FRANCISCO	w 81-56	14823
Field goal pct	.458	.410	* 01/14/12	SANTA CLARA	w 95-78	16116
3 POINT FG-ATT	89-279	93-321	* 01/16/12	at San Diego	w 82-63	3204
3-point FG pct	.319	.290	* 01/19/12	LOYOLA MARYMOUNT	L 68-82	12751
3-pt FG made per game	5.9	6.2	* 01/21/12	at Pepperdine	w 77-64	3104
FREE THROWS-ATT	259-361	249-361	* 01/28/12	SAINT MARY'S	L 66-80	22700
Free throw pct	.717	.690	* 02/02/12	GONZAGA	w 83-73	19257
F-Throws made per game	17.3	16.6	* 02/04/12	at Portland	w 79-60	4159
REBOUNDS	587	528	* 02/11/12	PEPPERDINE	w 86-48	19008
Rebounds per game	39.1	35.2	* 02/16/12	at San Francisco	w 85-84	2875
Rebounding margin	+3.9	-	* 02/18/12	at Santa Clara	w 82-67	4700
ASSISTS	250	201	* 02/23/12	at GONZAGA BULLDOGS	L 63-74	6000
Assists per game	16.7	13.4				
TURNOVERS	194	234				
Turnovers per game	12.9	15.6				
Turnover margin	+2.7	-				
Assist/turnover ratio	1.3	0.9				
STEALS	139	106				
Steals per game	9.3	7.1				
BLOCKS	57	39				
Blocks per game	3.8	2.6				
ATTENDANCE	121024	30615				
Home games-Avg/Game	7-17289	8-3827				
Neutral site-Avg/Game	-	0-0				

\* = Conference game

<b>Score by Periods</b>	<b>1st</b>	<b>2nd</b>	<b>Totals</b>
BYU	559	631	1190
Opponents	493	551	1044



