



# UTAH STATE FOOTBALL

12 Conference Championships • 13 Bowl Games • 12 NFL Draft Picks Since 2011 • 72 All-Mountain West Selections (2013-18)

### /// 2019 SCHEDULE / RESULTS ///

DATE	OPPONENT	TV	TIME/RESULT
A 30	at Wake Forest	ACC Network	L, 35-38
<b>S 7</b>	<b>STONY BROOK</b>	Facebook	<b>W, 62-7</b>
S 21	at San Diego State*	CBSSN	W, 23-17
<b>S 28</b>	<b>COLORADO STATE*</b>	CBSSN	<b>W, 34-24</b>
O 5	at #5 LSU	SEC Network	L, 6-42
<b>O 19</b>	<b>NEVADA*</b>	ESPNU	<b>W, 36-10</b>
O 26	at Air Force*	ESPN2	L, 7-31
<b>N 2</b>	<b>BYU</b>	ESPN2	<b>8 pm</b>
N 9	at Fresno State*	CBSSN	5 pm
<b>N 16</b>	<b>WYOMING*</b>	ESPN Networks	<b>TBA</b>
<b>N 23</b>	<b>BOISE STATE*</b>	CBSSN	<b>8:30 pm</b>
N 30	at New Mexico*	Facebook	2 pm
D 7	MW Championship	ESPN	2 pm

\* Mountain West Game  
All times Mountain. Home games in **BOLD CAPS**.

### /// GAME 8 INFORMATION ///

**TV:** ESPN2

- **Play-by-Play** ..... Jason Benetti
- **Analyst** ..... Rod Gilmore
- **Reporter** ..... Quint Kessenich
- **Xfinity (Utah)** ..... Ch. 36/669 HD
- **DISH** ..... Ch. 143
- **DirecTV** ..... Ch. 129

### **RADIO:** AGGIE SPORTS NETWORK

- **Play-by-Play** ..... Scott Garrard
- **Analyst** ..... Kevin White
- **Online** ..... 1280thezone.com / Tunein.com
- **National** ..... Internet 980

### **SOCIAL MEDIA:** #AGGIESALLTHEWAY

- **Twitter/Instagram** ..... @USUFootball
- **Facebook** ..... USUFootball
- **YouTube** ..... UtahStateFootball
- **Live Stats** ..... UtahState.Statbroadcast.com

### /// AGGIE RADIO NETWORKS ///

• Every Utah State football game can be heard live on the Aggie Radio Network. **Scott Garrard** serves as the play-by-play announcer, while former USU quarterback **Kevin White** (1988-89) will provide color analysis. Games can also be heard on the Internet ([www.UtahStateAggies.com](http://www.UtahStateAggies.com)) by clicking on the 'Listen Live' link, as well as on the TuneIn App.

- Salt Lake City ..... KZNS (1280 AM/97.5 FM)
- Logan ..... KBLU-LP (92.3 FM)
- Cache Valley ..... KACH (1340 AM/105.5 FM)
- Price ..... KRPX (95.3 FM)
- Green River ..... KRPX (102.7 FM)
- Moab ..... KRPX (100.3 FM)
- Orangeville ..... KRPX (95.9 FM)

### AGGIES HOST BYU IN FINAL NON-CONFERENCE GAME SATURDAY NIGHT

Game will be nationally televised on ESPN2 at 8 p.m. (MT).



Junior LB **David Woodward** (9) is second in the nation in tackles (13.3 pg) and third in forced fumbles (4), while junior WR **Savon Scarver** (11) is tied for first nationally with his two kickoff returns for touchdown. Scarver is also averaging 43.4 yards on eight kickoff returns, which would lead the nation if he had enough attempts. Both players were All-Americans a season ago.

### /// THE MATCHUP ///

## BYU (3-4) vs. UTAH STATE (4-3, 3-1 MW)

Saturday, Nov. 2, 2019 • 8 p.m. (MT) • Logan, Utah • Maverik Stadium (25,100)

### BYU COUGARS

**2019 Record:** 3-4, Independent

**Last Game:** Oct. 19, 2019

• W, 28-25 vs. #14 Boise State

**Head Coach:** Kalani Sitake

• **School Record:** 23-23 (4th year)

• **Career Record:** 23-23 (4th year)

• **Non-Conference Record:** 23-23 (4th year)

• **vs. Utah State:** 1-2

**Active Statistical Leaders**

• **Pass:** Baylor Romney (21-36, 294, 2 TD, 0 INT)

• **Rush:** Emmanu Esukpa (43-184, 2 TD)

• **Rec.:** Matt Bushman (28-398, 3 TD)

• **Def.:** Kavika Fonua (56 TKL, 1.0 TFL, 1 FF)



### UTAH STATE AGGIES

**2019 Record:** 4-3, 3-1 Mountain West

**Last Game:** Oct. 26, 2019

• L, 31-7 at Air Force

**Head Coach:** Gary Andersen

• **School Record:** 30-27 (5th year)

• **Career Record:** 56-55 (10th year)

• **Non-Conference Record:** 21-21 (10th year)

• **vs. BYU:** 2-3

**Active Statistical Leaders**

• **Pass:** Jordan Love (147-246, 1,620, 8 TD, 9 INT)

• **Rush:** Gerold Bright (89-469, 4 TD)

• **Rec.:** Siaoqi Mariner (29-441, 3 TD)

• **Def.:** David Woodward (93 TKL, 5.0 TFL, 4 FF)



### /// KICKOFF COVERAGE ///

• Utah State has won each of its last 10 home games, which is the fourth-longest home winning streak in school history, and is 38-9 (.809) in its last 47 home games. USU is also 19-3 in its last 22 non-conference home games, including seven straight wins. All-time, Utah State is 150-105 (.588) in Maverik Stadium.

• Utah State has scored 60-plus points in five of its last 10 home games and at least 34 points in each of its last 10 home games, as it has won all of those games by double digits.

• Utah State has won eight of its last 10 home games against in-state opponents dating back to the 2009 season, which includes a 4-2 record under head coach **Gary Andersen**. In fact, USU has won each of its last four home games against in-state competition under Andersen.

• Utah State has won consecutive games against BYU for the first time in 44 years, last doing so in 1973 and 1974, when it won four straight games in the series. Overall, USU has won three of the last five games played against BYU.

• Utah State has scored 40-plus points against BYU in each of its last two games, marking just the third time that has happened in series history (1922-23 and 1954-55). USU's 45 points against BYU last season were its most in the series since its 58-56 home win in 1993, and just its ninth 40-point game in series history. And, USU's 25-point win against BYU (45-20) last season was its largest since 1968 and its fifth-largest in series history.

• Junior WR **Savon Scarver** is tied for first nationally with his two kickoff returns for a touchdown and would lead the nation in kickoff returns (43.4 yards per return) if he had enough attempts. Junior LB **David Woodward** ranks second in the nation in tackles (13.3 per game) and is third in forced fumbles (4). Both players were All-Americans a season ago.

• Senior PK **Dominik Eberle** has scored 308 points in his career and is tied with **Robert Turbin** (2007-11) for the most points scored in school history. Eberle also ranks second all-time in school history in field goals made (54) and attempted (70), as well as field goal percentage (.771).

• Junior QB **Jordan Love** is celebrating his 21st birthday on Saturday. Love ranks third all-time in school history in passing yards (6,818) and completions (543), fourth all-time in touchdowns passes (48) and attempts (898), and fifth all-time in completion percentage (.605) and total offense (7,109 yards).

ALPHABETICAL			NUMERICAL							
No.	Name	Pos.	No.	Name	Pos.	Ht.	Wt.	Cl.	Exp.	Hometown (High School/Last School)
63	Adams, Ashton	OL	1	Gerold Bright	RB	5-10	190	Sr.	3L	Pensacola, Fla. (Escambia HS)
2	Adams, Terin	CB	2	Terin Adams	CB	5-11	180	Jr.	TR	Kirkland, Wash. (Eastside Catholic HS/Arizona State)
58	Ali'ifua, Demytrick	OL	3	Henry Colombi	QB	6-2	205	So.	1L	Hollywood, Fla. (Chaminade Madonna College Prep)
94	Andersen, Caden	DT	3	Troy Lefeged Jr.	S	5-11	190	Jr.	JC	Montgomery Village, Md. (Avalon HS/Fullerton JC)
91	Anderson, Devon	DT	4	Shaq Bond	S	5-10	195	Jr.	1L	Decatur, Ill. (MacArthur HS/Southwestern JC)
22	Anyanwu, Michael	CB	5	Cash Gilliam	S	5-11	200	Jr.	JC	Dayton, Ohio (Wayne HS/Arizona Western JC)
64	Avendano, Heneli	OL	5	Cooper Legas	QB	6-2	205	Fr.	HS	Orem, Utah (Orem HS)
24	Baker, Dalton	DE	6	Cameron Haney	CB	5-10	185	Sr.	3L	Los Angeles, Calif. (Cathedral HS)
45	Bannerman, Jaylin	DE	6	Andrew Peasley	QB	6-2	200	Fr.	RS	La Grande, Ore. (La Grande HS)
98	Bartolic, Christopher	P	7	Josh Calvin	QB	6-2	185	Fr.	HS	Bellflower, Calif. (Mayfair HS)
89	Boman, Travis	TE	7	DJ Williams	CB	5-9	180	Sr.	1L	Smyrna, Tenn. (Smyrna HS/Independence CC)
4	Bond, Shaq	S	8	Braxton Gunther	S	5-10	185	Jr.	1L	Woods Cross, Utah (Woods Cross HS)
99	Bowcut, Josh	DT	9	David Woodward	LB	6-2	235	Jr.	2L	Olympia, Wash. (Olympia HS)
60	Bowles, Wyatt	OL	10	Tipa Galeai	DE	6-5	235	Sr.	1L	Eules, Texas (Trinity HS/TCU)
61	Bredsguard, Aaron	DE	10	Jordan Love	QB	6-4	225	Jr.	2L	Bakersfield, Calif. (Liberty HS)
1	Bright, Gerold	RB	11	Savon Scarver	WR	5-11	180	Jr.	2L	Las Vegas, Nev. (Centennial HS)
34	Burt, Riley	RB	12	Ajani Carter	WR	6-0	185	Fr.	HS	Houston, Texas (North Shore HS)
49	Callister, Pierce	P	13	Deven Thompkins	WR	5-7	160	So.	1L	Fort Myers, Fla. (Dunbar HS)
7	Calvin, Josh	QB	14	Zahodri Jackson	CB	5-10	185	So.	1L	Sarasota, Fla. (Riverview HS)
12	Carter, Ajani	WR	15	Simon Thompson	LB	6-1	205	Fr.	HS	Salem, Ore. (West Salem HS)
19	Carter, Sean	WR	16	Jordan Nathan	WR	5-8	180	Jr.	2L	Monrovia, Calif. (Monrovia HS)
59	Coles, Connor	PK	17	Taylor Compton	WR	5-8	175	Jr.	1L	Logan, Utah (Logan HS)
3	Colombi, Henry	QB	18	Cam Lampkin	CB	5-9	170	Fr.	HS	Mesquite, Texas (Poteet HS)
17	Compton, Taylor	WR	19	Sean Carter	WR	6-2	195	Jr.	JC	Westlake Village, Calif. (Westlake HS/Fullerton JC)
89	Dalton, Aaron	P	20	Keith Harris	S	5-10	175	Fr.	HS	Lawndale, Calif. (Leuzinger HS)
59	Davison, Aric	OL	20	Jaylen Warren	RB	5-8	215	Jr.	JC	Salt Lake City, Utah (East HS/Snow College)
74	Dolphin, Chandler	OL	21	Andre Grayson	CB	5-8	175	So.	1L	Rancho Cucamonga, Calif. (Etiwanda HS)
	Duncan, Keegan	LB	22	Michael Anyanwu	CB	5-9	180	Fr.	RS	Covina, Calif. (Charter Oak HS)
43	Draws, Jack	TE	23	Dominic Tatum	CB	6-2	180	Fr.	HS	Culver City, Calif. (Culver City HS)
84	Eaton, Kanen	WR	24	Dalton Baker	DE	6-5	245	Sr.	3L	Payson, Utah (Payson HS)
62	Eberle, Dominik	PK	25	Jarrold Green	CB	5-11	180	So.	1L	Elk Grove, Calif. (Cosumnes Oaks HS)
72	Edwards, Alfred	OL	26	Chase Nelson	RB	5-10	200	Jr.	1L	Logan, Utah (Logan HS)
95	Faamafoe, Diamond	DT	27	Enoch Nawahine	RB	6-1	195	Fr.	HS	Kahuku, Hawaii (Kahuku HS)
90	Fata, Ritisoni	DT	28	Oakley Hussey	S	6-1	200	Fr.	HS	Idaho Falls, Idaho (Hillcrest HS)
32	Fehoko, Sione	RB	29	Pailate Makakona	RB	5-10	200	So.	TR	West Valley City, Utah (Hunter HS/Colorado Mesa)
10	Galeai, Tipa	DE	30	Patrick Maddox	S	5-10	205	So.	TR	Portland, Ore. (Westview HS/Linfield College)
5	Gilliam, Cash	S	32	Sione Fehoko	RB	5-7	195	So.	SQ	Salt Lake City, Utah (Cottonwood HS)
21	Grayson, Andre	CB	32	Matthew Sterzer	S	6-2	225	Fr.	RS	Taylorville, Utah (Taylorville HS)
25	Green, Jarrod	CB	33	Kevin Meitzenheimer	LB	6-0	230	Jr.	2L	Moreno Valley, Calif. (Moreno Valley HS)
8	Gunther, Braxton	S	34	Riley Burt	RB	6-1	215	Gr.	TR	Mantua, Utah (Box Elder HS/BYU)
73	Hack, Kyler	OL	34	Daniel Langi	DE	6-0	230	So.	SQ	South Jordan, Utah (Bingham HS)
6	Haney, Cameron	CB	36	Jared Reed	CB	6-0	180	So.	TR	Portland, Ore. (Central Catholic HS/Portland State)
53	Harris, Braden	DE	37	Sam Lockett	S	6-0	190	Fr.	RS	Spokane, Wash. (Gonzaga Prep)
20	Harris, Keith	S	38	Eric Munoz	LB	6-0	230	Jr.	RS	Belvidere, Ill. (Belvidere HS/San Diego Mesa CC)
42	Heninger, Nick	DE	39	Maika Magalei	LB	6-1	235	R-So	1L	Lakewood, Wash. (Lakes HS)
70	Hill, Hunter	OL	40	Dustin Mathews	LB	6-1	225	Fr.	RS	Bountiful, Utah (Viewmont HS)
28	Hussey, Oakley	S	41	Elijah Shelton	DE	6-1	230	Fr.	RS	Salt Lake City, Utah (Highland HS)
14	Jackson, Zahodri	CB	42	Nick Heninger	DE	6-2	245	Jr.	TR	South Jordan, Utah (Bingham HS/Utah)
77	Koch, Andy	OL	43	Jack Draws	TE	6-3	240	Fr.	HS	Ramona, Calif. (Ramona HS)
18	Lampkin, Cam	CB	44	Fua Leilua	DT	6-3	295	Sr.	1L	Anaheim, Calif. (Spanish Fork HS/Oklahoma State)
34	Langi, Daniel	DE	45	Jaylin Bannerman	DE	6-5	245	Jr.	JC	Pickerington, Ohio (Pickerington Central HS/Arizona Western JC)
48	Larsen, Connor	DE	46	Addison Trupp	DE	6-2	230	Fr.	HS	Salt Lake City, Utah (East HS)
67	Lasike, Sione	OL	47	Logan Lee	TE	6-4	245	Jr.	2L	Rexburg, Idaho (Madison HS)
55	LaValle, Christian	DT	47	Kaleo Neves	DE	6-0	195	Fr.	HS	Provo, Utah (Timpview HS)
47	Lee, Logan	TE	48	Connor Larsen	DE	6-5	240	Fr.	HS	American Fork, Utah (American Fork HS)
3	Lefeged Jr., Troy	S	49	Pierce Callister	P	6-0	170	Fr.	HS	Ogden, Utah (Weber HS)
5	Legas, Cooper	QB	50	Jesse Vasquez	LS	5-11	225	Fr.	HS	Thousand Oaks, Calif. (Oaks Christian School)
44	Leilua, Fua	DT	51	Justus Te'i	DE	6-3	240	R-Jr.	2L	Oceanside, Calif. (Mission Hills HS)
37	Lockett, Sam	S	52	Jaymason Willingham	LB	6-1	220	Fr.	HS	Steilacoom, Wash. (Steilacoom HS)
10	Love, Jordan	QB	53	Braden Harris	DE	6-2	230	Sr.	SQ	Gunnison, Utah (Gunnison Valley HS)
30	Maddox, Patrick	S	54	Dean Rice	DT	6-2	310	Fr.	HS	Yuba City, Calif. (River Valley HS)
39	Magalei, Maika	LB	54	Noah Young	LB	6-0	220	So.	JC	Gulf Breeze, Fla. (Gulf Breeze HS/Southwestern JC)
29	Makakona, Pailate	RB	55	Christian LaValle	DT	5-11	240	Fr.	HS	Mission Viejo, Calif. (Mission Viejo HS)
85	Manu, Mosese	TE	56	Ethan Vowles	LB	6-2	190	Fr.	RS	Arvada, Colo. (Ralston Valley HS)
80	Mariner, Siaosi	WR	57	Brandon Pada	LS	5-10	210	Jr.	1L	Glendale, Ariz. (Mountain Ridge HS)
40	Mathews, Dustin	LB	58	Demytrick Ali'ifua	OL	6-3	305	Jr.	2L	Hayward, Calif. (San Leandro HS)
79	Meacham, Wade	OL	59	Connor Coles	PK	6-0	190	R-So	SQ	Bozeman, Mont. (Bozeman HS)
33	Meitzenheimer, Kevin	LB	59	Aric Davison	OL	6-3	290	Fr.	HS	Richland, Wash. (Richland HS)
82	Merrill, Sawyer	WR	60	Wyatt Bowles	OL	6-4	300	Fr.	RS	West Point, Utah (Syracuse HS)
86	Mortenson, Bryce	TE	61	Aaron Bredsguard	DE	6-3	225	Fr.	HS	Bountiful, Utah (Viewmont HS)





**NUMERICAL**

No.	Name	Pos.	Ht.	Wt.	Cl.	Exp.	Hometown (High School/Last School)
62	Dominik Eberle	PK	6-2	190	Sr.	2L	Nuremberg, Germany (Redondo Union (CA) HS)
63	Ashton Adams	OL	6-3	305	Fr.	HS	Salem, Ore. (South Salem HS)
64	Heneli Avendano	OL	6-3	290	Fr.	RS	Sandy, Utah (Jordan HS)
65	Karter Shaw	OL	6-4	305	Fr.	RS	South Jordan, Utah (Herriman HS)
66	Mohelika Uasike	OL	6-1	305	R-Jr.	2L	Euleless, Texas (L.D. Bell HS)
67	Sione Lasike	OL	6-1	295	Fr.	HS	Las Vegas, Nev. (Bishop Gorman HS)
68	Logan Wood	OL	6-1	290	Fr.	HS	Grand Junction, Colo. (Fruita Monument HS)
70	Hunter Hill	OL	6-5	285	Fr.	HS	Orem, Utah (Orem HS)
72	Alfred Edwards	OL	6-7	310	So.	1L	Redlands, Calif. (Redlands Senior HS)
73	Kyler Hack	OL	6-4	300	So.	RS	Las Vegas, Nev. (Palo Verde HS/Orange Coast CC)
74	Chandler Dolphin	OL	6-3	295	So.	SQ	Sandy, Utah (Alta HS)
75	Ty Shaw	OL	6-4	300	Jr.	1L	South Jordan, Utah (Herriman HS)
76	Jackson Owens	OL	6-5	305	Fr.	HS	Sandy, Utah (East HS)
77	Andy Koch	OL	6-6	290	Fr.	RS	Eastvale, Calif. (Eleanor Roosevelt HS)
78	Jacob South	OL	6-5	295	Fr.	RS	Anacortes, Wash. (Anacortes HS)
79	Wade Meacham	OL	6-6	305	Fr.	RS	Layton, Utah (Layton HS)
80	Siaosi Mariner	WR	6-2	195	Gr.	TR	Tustin, Calif. (Tustin HS/Utah)
81	Tim Patrick Jr.	WR	6-0	185	Fr.	RS	San Diego, Calif. (Morse HS)
82	Sawyer Merrill	WR	6-0	175	Fr.	HS	El Dorado Hills, Calif. (Oak Ridge HS)
83	Derek Wright	WR	6-1	185	Jr.	JC	Sterling, Utah (Manti HS/Snow College)
84	Kanen Eaton	WR	6-2	170	Fr.	HS	Vancouver, Wash. (Columbia River HS)
84	Kyle Van Leeuwen	WR	5-8	180	Fr.	HS	Provo, Utah (Timpview HS)
85	Mosese Manu	TE	6-3	250	Jr.	JC	West Bountiful, Utah (Bountiful HS/Mt. San Antonio JC)
86	Bryce Mortenson	TE	6-6	240	Fr.	RS	Smithfield, Utah (Sky View HS)
87	Caleb Repp	TE	6-5	225	Gr.	TR	Rancho Cucamonga, Calif. (Los Osos HS/Utah)
88	Carson Terrell	TE	6-5	245	Jr.	2L	Lehi, Utah (Lehi HS)
89	Travis Boman	TE	6-4	245	Jr.	1L	Henderson, Nev. (Coronado HS)
89	Aaron Dalton	P	6-4	215	R-Sr.	3L	Bountiful, Utah (Viewmont HS)
90	Ritisoni Fata	DT	6-1	295	Jr.	2L	Redlands, Calif. (East Valley HS)
91	Devon Anderson	DT	6-1	295	Sr.	2L	Baltimore, Md. (Overlea HS/Dodge City CC)
92	Hale Motu'apuaka	DT	6-2	285	Fr.	RS	Honolulu, Hawaii (Punahou HS)
93	Jacoby Wildman	DE	6-2	250	Gr.	3L	Logan, Utah (Logan HS)
94	Caden Andersen	DT	6-2	280	Jr.	1L	Logan, Utah (Logan HS)
95	Diamond Faamafoe	DT	6-0	295	Fr.	HS	Draper, Utah (Alta HS)
96	Christopher Unga	DT	6-0	295	Sr.	3L	Rochester, Calif. (Rancho Cucamonga HS)
97	Jake Pitcher	DE	6-3	245	Jr.	SQ	Smithfield, Utah (Sky View HS)
98	Christopher Bartolic	P	6-0	195	Jr.	JC	Newport Beach, Calif. (Corona del Mar HS/Orange Coast CC)
98	AJ Vongphachanh	DE	6-3	230	Fr.	HS	Pasco, Wash. (Chiawana HS)
99	Josh Bowcut	DT	6-4	280	Fr.	HS	Sherwood, Ore. (Sherwood HS)
	Keegan Duncan	LB	6-3	220	Fr.	HS	Declo, Idaho (Declo HS)

**ALPHABETICAL**

No.	Name	Pos
92	Motu'apuaka, Hale	DT
38	Munoz, Eric	LB
16	Nathan, Jordan	WR
27	Nawahine, Enoch	RB
26	Nelson, Chase	RB
47	Neves, Kaleo	DE
76	Owens, Jackson	OL
57	Pada, Brandon	LS
81	Patrick Jr., Tim	WR
6	Peasley, Andrew	QB
97	Pitcher, Jake	DE
36	Reed, Jared	CB
87	Repp, Caleb	TE
54	Rice, Dean	DT
11	Scarver, Savon	WR
65	Shaw, Karter	OL
75	Shaw, Ty	OL
41	Shelton, Elijah	DE
78	South, Jacob	OL
32	Sterzer, Matthew	S
23	Tatum, Dominic	CB
51	Te'i, Justus	DE
88	Terrell, Carson	TE
13	Thompkins, Deven	WR
15	Thompson, Simon	LB
46	Trupp, Addison	DE
66	Uasike, Mohelika	OL
96	Unga, Christopher	DT
84	Van Leeuwen, Kyle	WR
50	Vasquez, Jesse	LS
98	Vongphachanh, AJ	DE
56	Vowles, Ethan	LB
20	Warren, Jaylen	RB
93	Wildman, Jacoby	DE
7	Williams, DJ	CB
52	Willingham, Jaymason	LB
68	Wood, Logan	OL
9	Woodward, David	LB
83	Wright, Derek	WR
54	Young, Noah	LB

**/// COACHING STAFF ///**

**Head Coach (Defensive Tackles): Gary Andersen** (Utah, 1986), First Season/Fifth Overall; **Assistant Head Coach (Tight Ends): Frank Maile** (Utah State, 2007), Fourth Season/Ninth Overall; **Offensive Coordinator (Quarterbacks): Mike Sanford** (Boise State, 2005), First Season; **Defensive Coordinator (Inside Linebackers): Justin Ena** (BYU, 2001), First Season; **Special Teams Coordinator (Running Backs): Stacy Collins** (Western Oregon, 1998), Fourth Season; **Passing Game Coordinator (Wide Receivers): Jason Phillips** (Houston, 2001), First Season; **Assistant Coach (Offensive Line): TJ Woods** (Azusa Pacific, 2002), First Season/Fifth Overall; **Assistant Coach (Defensive Ends): Bojay Filimoeatu** (Utah State, 2012), First Season; **Assistant Coach (Safeties): Mike Caputo** (Wisconsin, 2015), First Season; **Assistant Coach (Cornerbacks): Mark Orphey** (Texas Southern, 2010), First Season; **Offensive Analyst: Mike Favero** (Utah State, 1992), First Season; **Assistant Athletics Director for Football Operations: Zach Nyborg** (BYU, 2011), Second Season; **Director of Strength & Conditioning for Football: Jordan Hicks** (Georgetown (Ky.), 2005), First Season; **Assistant Strength & Conditioning Coach: Joe Powell** (Central Michigan, 2014), Second Season; **Assistant Strength & Conditioning Coach: Connor Gorny** (Ball State, 2016), First Season; **Strength & Conditioning Graduate Assistant: Dalton Elliott** (Sioux Falls, 2018), First Season; **Strength & Conditioning Graduate Assistant: Junior Salt** (Utah, 2015), First Season; **Director of Player Personnel: Keegan Andersen** (Utah State, 2013), First Season; **Assistant Director of Player Personnel: Trevor McFalls** (Southern Utah, 2015), First Season; **Assistant Director of Recruiting: Trevor Mann** (Utah State, 2016), First Season; **Offensive Graduate Assistant: Jamison Jones** (Utah State, 2018), First Season; **Offensive Graduate Assistant: Austin Stephens** (Utah State, 2015), First Season; **Defensive Graduate Assistant: Al Lapuaho** (Utah State, 2012), Second Season; **Defensive Graduate Assistant: Hayden Mace** (Linfield, 2012), First Season; **Special Teams Administrative Assistant: Eric Raisbeck** (Wisconsin-La Crosse, 2008), First Season; **Associate Athletics Director for Sports Medicine: Mike Williams** (Utah State, 1996), 21st Season; **Assistant Athletics Director for Equipment Operations: Mike Bair** (Utah State, 1995), 23rd Season; **Assistant Athletics Director for Video Operations: Bill Garren** (Idaho State, 2002), 14th Season.



**Gary Andersen**  
Head Coach/DT  
(Field)



**Frank Maile**  
Assistant Head Coach/TE  
(Field)



**Mike Sanford**  
Offensive Coordinator/  
QB  
(Press Box)



**Justin Ena**  
Defensive Coordinator/  
ILB  
(Press Box)



**Stacy Collins**  
Special Teams Coordinator/  
RB  
(Field)



**Jason Phillips**  
Passing Game Coordinator/  
WR  
(Field)



**TJ Woods**  
Offensive Line  
(Field)



**Bojay Filimoeatu**  
Defensive Ends  
(Field)



**Mike Caputo**  
Safeties  
(Field)



**Mark Orphey**  
Cornerbacks  
(Field)





# 2019 UTAH STATE DEPTH CHART

## /// OFFENSE ///

<b>X-WR</b>	11 Savon Scarver (5-11, 180, Jr., 2L)
	12 Ajani Carter (6-0, 185, Fr., HS)
	81 Tim Patrick Jr. (6-0, 190, Fr., RS)
<b>H-WR</b>	16 Jordan Nathan (5-8, 180, Jr., 2L)
	13 Deven Thompkins (5-7, 160, So., 1L)
	17 Taylor Compton (5-8, 175, Jr., 1L)
<b>LT</b>	72 <b>Alfred Edwards (6-7, 310, So., 1L)</b>
	78 Jacob South (6-5, 295, Fr., RS)
<b>LG</b>	75 Ty Shaw (6-4, 300, Jr., 1L)
	64 Heneli Avendano (6-3, 290, Fr., RS)
<b>C</b>	58 Demytrick Ali'ifua (6-3, 305, Jr., 2L)
	74 Chandler Dolphin (6-3, 295, So., SQ)
<b>RG</b>	65 Karter Shaw (6-4, 305, Fr., RS)
	66 Mohelika Uasike (6-1, 305, R-Jr., 2L)
<b>RT</b>	73 Kyler Hack (6-4, 300, So., RS)
	78 Jacob South (6-5, 295, Fr., RS)
<b>Y-TE</b>	87 Caleb Repp (6-5, 225, Sr., TR)
-or-	88 Carson Terrell (6-5, 245, Jr., 2L)
	89 Travis Boman (6-4, 245, Jr., 1L)
<b>Z-WR</b>	80 Siasoi Mariner (6-2, 195, Sr., TR)
	83 Derek Wright (6-1, 185, Jr., JC)
	19 Sean Carter (6-2, 195, Jr., JC)
<b>RB</b>	1 Gerold Bright (5-10, 190, Sr., 3L)
	20 Jaylen Warren (5-8, 215, Jr., JC)
	34 Riley Burt (6-1, 215, Sr., TR)
<b>QB</b>	10 <b>Jordan Love (6-4, 225, Jr., 2L)</b>
	3 Henry Colombi (6-2, 205, So., 1L)
	5 Cooper Legas (6-2, 205, Fr., HS)

## /// DEFENSE ///

<b>DE</b>	51 Justus Te'i (6-3, 240, R-Jr., 2L)
	93 Jacoby Wildman (6-2, 250, Sr., 3L)
-or-	97 Jake Pitcher (6-3, 260, Jr., SQ)
<b>DT</b>	91 <b>Devon Anderson (6-1, 295, Sr., 2L)</b>
	94 Caden Andersen (6-3, 285, Jr., 1L)
	92 Hale Motu'apuaka (6-2, 285, Fr., RS)
<b>DT</b>	96 <b>Christopher Unga (6-0, 295, Sr., 3L)</b>
	90 Ritisoni Fata (6-1, 295, Jr., 2L)
<b>DE</b>	10 <b>Tipa Galeai (6-5, 235, Sr., 1L)</b>
	24 Dalton Baker (6-5, 245, Sr., 3L)
-or-	42 Nick Heninger (6-2, 245, Jr., TR)
<b>ILB</b>	9 <b>David Woodward (6-2, 235, Jr., 2L)</b>
	41 Elijah Shelton (6-1, 230, Fr., RS)
<b>ILB</b>	33 Kevin Meitzenheimer (6-0, 230, Jr., 2L)
	38 Eric Munoz (6-0, 230, Jr., RS)
<b>NKL</b>	21 Andre Grayson (5-8, 175, So., 1L)
	25 Jarrod Green (5-11, 180, So., 1L)
<b>CB</b>	7 <b>DJ Williams (5-9, 180, Sr., 1L)</b>
	23 Dominic Tatum (6-2, 180, Fr., HS)
<b>S</b>	4 <b>Shaq Bond (5-10, 195, Jr., 1L)</b>
	8 Braxton Gunther (5-10, 185, Jr., 1L)
<b>S</b>	3 Troy Lefeged Jr. (5-11, 190, Jr., JC)
	5 Cash Gilliam (5-11, 200, Jr., JC)
<b>CB</b>	6 Cameron Haney (5-10, 185, Sr., 3L)
	18 Cam Lampkin (5-9, 170, Fr., HS)

## /// SPECIALISTS ///

<b>P</b>	98 Christopher Bartolic (6-0, 195, Jr., JC)
-or-	49 Pierce Callister (6-0, 170, Fr., HS)
<b>PK/K</b>	62 <b>Dominik Eberle (6-2, 190, Sr., 2L)</b>
	59 Connor Coles (6-0, 190, R-So., SQ)
<b>LS</b>	57 <b>Brandon Pada (5-10, 210, Jr., 1L)</b>
	50 Jesse Vasquez (5-11, 225, Fr., HS)
<b>HLD</b>	89 Aaron Dalton (6-4, 215, R-Sr., 3L)
	26 Chase Nelson (5-10, 200, Jr., 1L)
<b>PR</b>	16 <b>Jordan Nathan (5-8, 180, Jr., 2L)</b>
	13 Deven Thompkins (5-7, 160, So., 1L)
<b>KOR</b>	11 <b>Savon Scarver (5-11, 180, Jr., 2L)</b>
	1 <b>Gerold Bright (5-10, 190, Sr., 3L)</b>
	13 Deven Thompkins (5-7, 160, So., 1L)
	21 Andre Grayson (5-8, 175, So., 1L)

**BOLD = Returning Starter**

## /// CAREER GAMES PLAYED / STARTED ///

89 Aaron Dalton, R-Sr., P	45/0	94 Caden Andersen, Jr., DT	19/0	12 Ajani Carter, Fr., WR	6/0
6 Cameron Haney, Sr., CB	42/15	8 Braxton Gunther, Jr., S	19/0	38 Eric Munoz, R-Jr., LB	6/0
93 Jacoby Wildman, Gr., DE	42/6	72 Alfred Edwards, So., OL	18/17	20 Jaylen Warren, Jr., RB	6/0
1 Gerold Bright, Sr., RB	41/10	39 Maika Magalei, R-So., LB	18/4	83 Derek Wright, Jr., WR	6/0
24 Dalton Baker, Sr., DE	41/7	25 Jarrod Green, So., CB	18/0	22 Michael Anyanwu, R-Fr., CB	5/0
62 Dominic Eberle, Sr., PK	37/0	75 Ty Shaw, Jr., OL	17/6	74 Chandler Dolphin, So., OL	5/0
96 Christopher Unga, Sr., DT	35/23	89 Travis Boman, Jr., TE	17/0	79 Wade Meacham, R-Fr., OL	5/0
51 Justus Te'i, R-Jr., DE	35/16	4 Shaq Bond, Jr., S	15/15	81 Tim Patrick Jr., R-Fr., WR	5/0
58 Demytrick Ali'ifua, Jr., OL	33/11	44 Fua Leilua, Sr., DT	14/14	41 Elijah Shelton, R-Fr., DE	5/0
11 Savon Scarver, Jr., WR	33/4	14 Zahodri Jackson, So., CB	14/2	5 Cash Gilliam, Jr., S	4/2
10 Jordan Love, Jr., QB	32/26	65 Karter Shaw, R-Fr., OL	11/7	45 Jaylin Bannerman, Jr., DE	4/0
16 Jordan Nathan, Jr., WR	32/24	64 Heneli Avendano, R-Fr., OL	10/1	60 Wyatt Bowles, R-Fr., OL	4/0
91 Devon Anderson, Sr., DT	32/19	3 Henry Colombi, So., QB	10/0	49 Pierce Callister, Fr., P	4/0
88 Carson Terrell, Jr., TE	32/10	53 Braden Harris, Sr., DE	10/0	19 Sean Carter, Jr., WR	4/0
9 David Woodward, Jr., LB	29/20	73 Kyler Hack, R-So., OL	9/4	59 Connor Coles, R-So., PK	4/0
33 Kevin Meitzenheimer, Jr., LB	26/7	97 Jake Pitcher, Jr., DE	9/0	55 Christian LaValle, Fr., DT	4/0
47 Logan Lee, Jr., TE	26/3	92 Hale Motu'apuaka, R-Fr., DT	8/0	27 Enoch Nawahine, Fr., RB	4/0
66 Mohelika Uasike, R-Jr., OL	25/3	3 Troy Lefeged Jr., S	7/7	6 Andrew Peasley, R-Fr., QB	4/0
90 Ritisoni Fata, Jr., DT	22/2	80 Siasoi Mariner, Sr., WR	7/7	2 Terin Adams, Jr., CB	3/0
17 Taylor Compton, Jr., WR	21/0	18 Cam Lampkin, Fr., CB	7/2	98 Christopher Bartolic, Jr., P	3/0
7 DJ Williams, Sr., CB	20/20	87 Caleb Repp, Sr., TE	7/2	23 Dominic Tatum, Fr., CB	3/0
10 Tipa Galeai, Sr., DE	20/19	78 Jacob South, R-Fr., OL	7/1	98 AJ Vongphachanh, Fr., DE	3/0
13 Deven Thompkins, So., WR	20/3	34 Riley Burt, Sr., DE	7/0	34 Daniel Langi, So., LB	1/0
26 Chase Nelson, Jr., RB	20/0	42 Nick Heninger, Jr., DE	7/0	85 Mosese Manu, Jr., TE	1/0
57 Brandon Pada, Jr., LS	20/0	37 Sam Lockett, R-Fr., S	7/0	76 Jackson Owens, Fr., OL	1/0
21 Andre Grayson, So., CB	19/4	77 Andy Koch, R-Fr., OL	6/3		

## /// 2019 PRONUNCIATION GUIDE ///

58 Demytrick Ali'ifua	Ah-lee-ee-foo-uh	28 Oakley Hussey	Huss-ee	33 Kevin Meitzenheimer	Met-zen-hi-mur
91 Devon Anderson	Duh-von	14 Zahodri Jackson	Zuh-haad-ree	92 Hale Motu'apuaka	Huh-lay Mow-too-uh-poo-uh-kuh
22 Michael Anyanwu	Aun-yawn-wu	34 Daniel Langi	Lung-ee	27 Enoch Nawahine	E-nick Nah-wah-hee-nay
64 Heneli Avendano	Hen-eh-lee Ah-ven-da-no	67 Sione Lasike	See-own-nay Luh-see-kay	47 Kaleo Neves	Kuh-lay-o Nev-s
12 Ajani Carter	Ah-jah-knee	55 Christian LaValle	Luh-Val	11 Savon Scarver	Say-von
3 Henry Colombi	Cuh-lum-bee	3 Troy Lefeged Jr.	Lef-ridge	51 Justus Te'i	Tay-ee
80 Kanen Eaton	Can-un	5 Cooper Legas	Lay-gah	88 Carson Terrell	Tear-ul
62 Dominic Eberle	Eb-err-lee	44 Fua Leilua	Foo-uh Lay-loo-uh	66 Mohelika Uasike	Mo-heh-lee-ka Wa-s-kay
95 Diamond Faamafoe	Fie-muh-foe	39 Maika Magalei	Mika Mung-uh-lay	96 Christopher Unga	Oo-nga
90 Ritisoni Fata	Ree-tee-sony Fah-tuh	29 Pailate Makakona	Pie-la-teh Ma-ka-kona	84 Kyle Van Leeuwen	Van Lou-en
32 Sione Fehoko	See-oh-nay Fay-ho-ko	85 Mosese Manu	Mow-seh-seh Mah-new	50 Jesse Vasquez	Vas-kez
10 Tipa Galeai	Tee-puh Nah-lay-eye	80 Siasoi Mariner	See-oh-say	98 AJ Vongphachanh	Vong-puh-chawn
5 Cash Gilliam	Gill-ee-um	79 Wade Meacham	Me-chum		





**UTAH STATE MEDIA RELATIONS CONTACTS**

• Associate Athletics Director for Media Relations **Doug Hoffman** (435-797-3714 office, 435-881-8011 cell, doug.hoffman@usu.edu) handles all media requests for the Utah State football program, along with Assistant Media Relations Coordinator **Wade Denniston** (435-797-1361 office, 435-787-8587 cell, wade.denniston@usu.edu).

**WEEKLY PRESS CONFERENCE**

• Utah State head coach **Gary Andersen** will hold his weekly press conference every Monday during the season at 11:30 a.m. MT. Selected players will also be available. Live streaming of the press conference will be made available at UtahStateAggies.com.

**PRACTICE SCHEDULE / INTERVIEW REQUESTS**

• Practices are closed to the media. Requested coaches and players will be available for post-practice interviews on Tuesdays and Wednesdays for Saturday games. There is no media availability following Monday, Thursday and Friday practices. All player and assistant coaching staff interview requests should be directed to **Doug Hoffman**. Personal phone numbers will not be made available to media. Players have been instructed not to conduct interviews when contacted without prior approval from the media relations staff.

**POST-GAME INTERVIEW POLICY**

• The Utah State locker room is closed at all times. Requested players will be available in the Spelman Auditorium on the second floor of the Jim & Carol Laub Athletics-Academics Complex immediately following head coach **Gary Andersen's** post-game press conference. Live streaming of each post-game press conference will be made available at UtahStateAggies.com. Post-game interviews on the road will be held in accordance with the host school's procedures.

**CREDENTIALS AND PARKING**

• Requests for working credentials for the 2019 Utah State football season must be sent to **Doug Hoffman**. Media parking is located in the C lot on the north side of Maverik Stadium.

**PRESS BOX AND GAMEDAY SERVICES**

• Access to the press level (fifth floor) of the West Stadium Center is located on the northwest side of Maverik Stadium. A pregame meal will be served approximately one hour prior to kickoff. Packets with pregame information will be distributed in advance of kickoff on game day. Play-by-play, quarter, halftime and final statistics, along with coach and player quotes, are all regular services on game day. Stat monitors with live, updated statistics are provided for radio and television, while print media can access the same information with their computers utilizing StatBroadcast.

**PHOTOGRAPHERS' ACCESS**

• Photographers have access to both the press level (fifth floor) of the West Stadium Center and the Spelman Auditorium on the second floor of the Jim & Carol Laub Athletics-Academics Complex. The Spelman Auditorium is not available until one hour prior to kickoff each game day.

**UTAHSTATEAGGIES.COM**

• For updated statistics, rosters, game notes and all Aggie news on the Internet, go to the official Utah State Athletics website at UtahStateAggies.com. For those out of range of the Aggie Sports Network's radio broadcast, live audio of every game is available through UtahStateAggies.com's All-Access.

**TWITTER**

• Follow all of the Aggie coaches and the program on Twitter: **Frank Maile** @coachfrankmaile; **Mike Sanford** @MikeSanfordUSU; **Justin Ena** @Justin\_Ena; **TJ Woods** @coachtjwoods; **Stacy Collins** @CoachCollinsUSU; **Jason Phillips** @CoachPhillips\_; **Bojay Filimoeatu** @CoachBojay; **Mike Caputo** @MikeCaputo\_7; **Mark Orphey** @Mark\_Orphey; and **Utah State Football** @USUFootball.

**/// COACHING STAFF ///**

- Head Coach/DT ..... Gary Andersen
- Alma Mater ..... Utah, 1986
- Career Record ..... 56-54 (10th Season)
- School Record ..... 30-26 (Fifth Season)
- Mountain West Record ..... 3-0 (First Season)
- Bowl Record ..... 1-2
- Assistant Head Coach/TE ..... Frank Maile
- Offensive Coordinator/QB ..... Mike Sanford
- Defensive Coordinator/ILB ..... Justin Ena
- Special Teams Coordinator/RB ..... Stacy Collins
- Passing Game Coordinator/WR ..... Jason Phillips
- Offensive Line ..... TJ Woods
- Defensive Ends ..... Bojay Filimoeatu
- Safeties ..... Mike Caputo
- Cornerbacks ..... Mark Orphey
- Offensive Analyst ..... Mike Favero
- Assistant AD/Football Operations ..... Zach Nyborg
- Strength and Conditioning Coach ..... Jordan Hicks
- Assistant Strength Coach ..... Joe Powell
- Assistant Strength Coach ..... Connor Gorny
- Strength & Conditioning GA ..... Dalton Elliott
- Strength & Conditioning GA ..... Junior Salt
- Director of Player Personnel ..... Keegan Andersen
- Assistant Director of Player Personnel ..... Trevor McFalls
- Assistant Director of Recruiting ..... Trevor Mann
- Offensive Graduate Assistant ..... Jamison Jones
- Offensive Graduate Assistant ..... Austin Stephens
- Defensive Graduate Assistant ..... Al Lapuaho
- Defensive Graduate Assistant ..... Hayden Mace
- Special Teams Admin. Assistant ..... Eric Raisbeck
- Associate AD/Athletic Trainer ..... Mike Williams
- Assistant AD/Equipment Coordinator ..... Mike Bair
- Assistant AD/Video Coordinator ..... Bill Garren
- Administrative Assistant ..... Brandy Saunders

**/// TEAM INFORMATION ///**

- 2019 Record ..... 4-3
- MW Record (Finish) ..... 3-1
- Ranking (Coaches/AP) ..... NA/NA
- Lettermen Returning ..... 31 (O-13, D-16, S-2)
- Lettermen Lost ..... 31 (O-17, D-12, S-2)
- Starters Returning ..... 9 (O-2, D-7)
- Starters Lost ..... 13 (O-9, D-4)
- Offensive Starters Returning: 2
- OL Alfred Edwards; QB Jordan Love.
- Defensive Starters Returning: 7
- DT Devon Anderson; S Shaq Bond; DE Tipa Galeai;
- DT Fua Leilua; DT Christopher 'Unga, CB DJ Williams, LB David Woodward.

**/// TEAM HISTORY ///**

- First Year of Football: 1892
- Record (Years): 555-545-31 (120)
- Mountain West Record (Years): 33-19 (7)
- Conference Championships (Last): 12 (2012)
- All-Time Bowl Record: 5-8

**/// STADIUM INFORMATION ///**

- Name: Merlin Olsen Field at Maverik Stadium
- Capacity: 25,100
- Surface: AstroTurf
- Record: 150-105
- Year Built: 1968

**/// MEDIA SCHEDULE - BYU WEEK ///**

MONDAY	TUESDAY	WEDNESDAY	THURSDAY	FRIDAY	SATURDAY
Press Conference 11:30 - Head Coach 11:45 - Players	Practice Requested players and assistant coaches available after practice.	Practice Requested players and assistant coaches available after practice.	Practice No Availability	Practice No Availability	vs. BYU Kickoff - 8 pm MT ESPN2
Practice No Availability					Post Game Coach Andersen and requested players available in the designated media area.
		Gary Andersen Radio Show 5 p.m.			

## /// MOUNTAIN WEST STANDINGS ///

MOUNTAIN	MW	Overall
#21 Boise State	3-0	6-1
Air Force	4-1	6-2
Wyoming	3-1	6-2
<b>Utah State</b>	<b>3-1</b>	<b>4-3</b>
Colorado State	2-2	3-5
New Mexico	0-4	2-6

WEST	MW	Overall
#25 San Diego State	4-1	7-1
Hawai'i	2-2	5-3
Fresno State	1-2	3-4
Nevada	1-3	4-4
San José State	1-3	4-4
UNLV	0-4	2-6

## THIS WEEK'S GAMES (ALL TIMES MOUNTAIN)

### Saturday, Nov. 2

• Army at Air Force (CBSSN)	1:30 pm
• UNLV at Colorado State (AT&T)	1:30 pm
• BYU at Utah State (ESPN2)	8 pm
• Boise State at San José State (CBSSN)	8:30 pm
• New Mexico at Nevada (ESPNU)	8:30 pm
• Fresno State at Hawai'i (Facebook)	10 pm

## /// MOUNTAIN WEST PRESEASON POLLS ///

• Utah State was picked second in the Mountain Division of the 2019 Mountain West pre-season polls.

### MOUNTAIN DIVISION

Team (First-Place Votes) Points

1. Boise State (15)	120
<b>2. UTAH STATE (6)</b>	<b>108</b>
3. Air Force	73
4. Wyoming	66
5. Colorado State	52
6. New Mexico	22

### WEST DIVISION

Team (First-Place Votes) Points

1. Fresno State (17)	122
2. San Diego State (3)	106
3. Nevada	74
4. Hawai'i (1)	67
5. UNLV	51
6. San José State	21

• Junior QB **Jordan Love** was named the Mountain West Preseason Offensive Player of the Year, while senior DE **Tipa Galeai**, senior CB **DJ Williams**, junior KR **Savon Scarver** and junior LB **David Woodward** all joined Love on the preseason all-MW team.

• Utah State's five players named to the 25-member Mountain West preseason team are tied with Boise State for the most in the league and the most in its seven years in the conference.

## UTAH STATE HOSTS BYU IN FINAL NON-CONFERENCE GAME OF THE SEASON

• Utah State (4-3, 3-1 MW) concludes non-conference play this weekend as it hosts BYU (3-4) on Saturday, Nov. 2, at 8 p.m. The game will be televised nationally on ESPN2 (Xfinity Ch. 36/669HD, DISH Ch. 143, DirecTV Ch. 129) with Jason Benetti (play-by-play), Rod Gilmore (analyst) and Quint Kessenich (reporter) on the call. Live audio of the game is available on [www.UtahStateAggies.com](http://www.UtahStateAggies.com).

• Utah State is 25-12 in its last 37 games played during the month of November and is 9-3 all-time in known games played on Nov. 2.

## A LOOK AT UTAH STATE

• Utah State is 4-3 on the season and 3-1 in Mountain West play following its 31-7 road loss at Air Force last weekend. Offensively, USU is led by junior QB **Jordan Love**, who is 147-of-246 (.598) passing for 1,620 yards (231.4 ypg) with eight touchdowns and nine interceptions. Senior RB **Gerold Bright** leads the team in rushing with 469 yards on 89 carries (5.3 ypc/67.0 ypg) with four touchdowns, and senior graduate transfer WR **Siaosi Mariner** has a team-best 29 receptions for 441 yards (15.2 ypr/63.0 ypg) and three touchdowns. Defensively, junior LB **David Woodward** leads the team with 93 tackles, which includes 5.0 tackles for loss, while fellow senior CB **DJ Williams** has 49 tackles, which includes 1.5 tackles for loss. As a team, USU is averaging 29.0 points and 405.3 yards of total offense (247.6 passing, 157.7 rushing), and allowing 24.1 points and 415.6 yards (234.9 passing, 180.7 rushing).

• Utah State is among the top-40 teams in the nation in 13 statistical categories, including second in kickoff returns (32.33 yards per return), second in special teams touchdowns with three (two kickoff returns, one punt return), eighth in punt returns (18.0 yards per return) and 10th in three-and-outs forced per game (5.00). USU is also tied for 12th in the nation with its two defensive touchdowns, 16th in fewest penalties per game (5.0), 18th in fumbles recovered with seven, 27th in fumbles lost with four and 27th in sacks allowed with 10 (1.43 per game).

## UTAH STATE MILESTONES THAT EQUAL SUCCESS

• Utah State has won 33 of its last 39 games when it has a 100-yard rusher, including a 3-1 record this year, and 36 of its last 39 contests when rushing at least 40 times in a game, including a 3-0 record this year. USU has also won 52 of its last 56 games when scoring at least 30 points, including a 3-1 record this season.

• Utah State has had a 100-yard rusher in 12 of its last 19 games and in 17 of its last 26 contests overall. Between the 2014 and 2016 seasons, USU had a total of nine 100-yard rushers over a 39-game span.

## INSIDE THE NUMBERS WITH UTAH STATE'S OFFENSE

• Dating back to the beginning of the 2018 season, Utah State has recorded at least 600 yards of total offense five times, at least 500 yards of total offense eight times, and at least 400 passing yards three times. During its last 18 games, USU has scored at least 30 points 14 times, at least 40 points 10 times, at least 50 points eight times and 60-or-more points five times.

## UTAH STATE IN THE MOUNTAIN WEST

• Utah State is 160-181-8 (.470) all-time against current members of the Mountain West with a 39-26-4 record vs. Wyoming, a 35-39-2 record vs. Colorado State, a 17-7 record vs. UNLV, an 18-20-1 record vs. San José State, a 12-17-1 record vs. Fresno State, a 12-13 record vs. New Mexico, a 10-6 record vs. Hawai'i, a 7-18 record vs. Nevada, a 5-18 record vs. Boise State, a 3-5 record vs. Air Force, and a 2-12 record vs. San Diego State.

• Utah State is 33-19 (.635) all-time in the Mountain West and has won 44 of its last 63 (.698) league games dating back to 2011. USU is also 12-3 in its last 15 games against MW opponents and 15-5 in its last 20 games against all opponents.

## AGGIES IN OVERTIME

• Utah State is 6-6 all-time in overtime, winning three of its last five. All-time, USU is 4-3 in single-overtime games, 2-2 in double-overtime games, and 0-1 in triple-overtime games. USU's last overtime game was a 26-20 loss against New Mexico State in the NOVA Home Loans Arizona Bowl on Dec. 29, 2017.

## ANDERSEN SIXTH ALL-TIME IN SCHOOL HISTORY WITH 30 WINS

• Utah State head coach **Gary Andersen** ranks sixth all-time in school history with his 30 wins, while his .526 winning percentage (30-27) ranks as the eighth-best. Andersen is also one of just four head coaches in school history to lead the Aggies to multiple bowl games.

• Utah State is 20-6 (.769) in its last 26 games under Andersen, which includes an 11-0 home record.

## DID YOU KNOW?

• Utah State is 6-1 in its last seven games following a loss and 7-2 in its last nine games following a loss under head coach **Gary Andersen**. The last time USU lost consecutive games was at the end of the 2017 season, a span of 20 games.

• Utah State's three losses have all been on the road against teams that are a combined 20-3 on the season as No. 25 Wake Forest is 6-1, No. 2 LSU is 8-0 and Air Force is 6-2.





**SCOUTING BYU**

• BYU is 3-4 on the season following its 28-25 home win against No. 14 Boise State two weekends ago. The Cougars are led by redshirt freshman QB Baylor Romney, who is 21-of-36 passing for 294 yards (147.0 ypg) with two touchdowns and no interceptions. Senior RB Emmanuel Esukpa has carried the ball 43 times for 184 yards (4.3 ypc/36.8 ypg) with two touchdowns, and junior TE Matt Bushman has caught 28 passes for 298 yards (14.2 ypr/56.9 ypg) with three touchdowns. Defensively, junior LB Kavika Fonua has a team-best 56 tackles, which includes 1.0 tackles for loss, while senior CB Dayan Ghanwoloku has 40 tackles, which includes 2.0 tackles for loss. As a team, BYU is averaging 23.1 points and 380.1 yards of total offense per game (258.9.0 passing, 121.3 rushing), and allowing 29.7 points and 405.3 yards of total offense (188.0 passing, 217.3 rushing). BYU returns 17 starters (O-9, D-8) and 57 lettermen (O-22, D-31, S-4) from last year's team that went 7-6 and ended its season with a 49-18 win against Western Michigan in the Famous Idaho Potato Bowl. The Cougars are coached by Kalani Sitake, who is 23-23 in his fourth season as a collegiate head coach.

**AGGIES AND COUGARS SERIES HISTORY**

• Utah State trails in the all-time series against BYU, 37-48-3, which includes a 19-17-2 home record. The first game played in the series was on Oct. 7, 1922, in Provo, with USU winning 42-3. USU has won the last two meetings with a 45-20 win in Provo last year and a 40-24 home win in 2017. Overall, USU has won back-to-back games against BYU for the first time in 44 years, while its 25-point margin of victory last year is the fifth-largest in series history and largest since 1968.

**MORE ON THE AGGIES AND COUGARS SERIES HISTORY**

• Utah State's 37 wins against BYU are the second-most in school history behind USU's 39 wins against Wyoming. The USU-BYU series is the second-most played in school history as this weekend's 89th meeting trails only USU's 112 games played against Utah.

**BATTLE FOR THE OLD WAGON WHEEL**

• Utah State and BYU will be playing for possession of 'The Old Wagon Wheel,' the traveling trophy between the two schools, this weekend. The Old Wagon Wheel became part of the rivalry in 1948. Since its inception, BYU holds a 40-25 advantage in the series, but USU has held possession of the traveling trophy in each of the last two seasons.

**UTAH STATE AND BYU SERIES MOVING FORWARD**

• Future games currently scheduled between Utah State and BYU include meetings in Provo on Oct. 2, 2020, in Logan on Oct. 1, 2021, and in Provo on Sept. 30, 2022.

**UTAH STATE VERSUS FBS INDEPENDENTS**

• Utah State is 69-56-3 all-time against current Football Bowl Subdivision (FBS) Independents with a 37-48-3 record against BYU, a 31-8 record against New Mexico State and a 1-0 record against Army.

**ANDERSEN VERSUS BYU**

• Gary Andersen is 2-3 all-time as a head coach against BYU, which includes a 1-3 record at Utah State and a 1-0 record at Wisconsin. Andersen's win against BYU in 2010, while at USU, was the Aggies' first victory against the Cougars since 1993, snapping a 10-game losing streak.

**CONNECTIONS BETWEEN UTAH STATE AND BYU**

• Utah State defensive coordinator and inside linebackers coach **Justin Ena** played at BYU from 1998-2001 and graduated from BYU in 2001. BYU defensive coordinator and defensive line coach **Ilaisa Tuiaki** spent three seasons (2009-11) at Utah State as the running backs and special teams coach under **Gary Andersen**. Tuiaki also played for Andersen at Southern Utah in 2003 and coached for Andersen at Oregon State in 2015 as the linebackers and special teams coach. Tuiaki was also on staff with Andersen at Utah in 2008 as a graduate assistant. BYU head coach Kalani Sitake spent the 2015 season as the assistant head coach and defensive coordinator at Oregon State under Andersen. USU offensive line coach **TJ Woods** was also on staff at OSU in 2015. Sitake also coached for Andersen at Southern Utah in 2003 and was on staff with Andersen at Utah from 2005-08. BYU passing game coordinator and quarterbacks coach Aaron Roderick was on staff at Utah with Andersen from 2005-08 and was the offensive coordinator and quarterbacks coach for Andersen at Southern Utah in 2003. BYU tight ends coach Steve Clark was on staff at Utah with Andersen in 2002 and 2004. USU Assistant AD for Football Operations **Zach Nyborg** graduated from BYU in 2011 and spent the 2014 season at BYU as the Assistant Athletic Director for Football Operations. BYU's stadium namesake, **LaVell Edwards**, is a 1952 Utah State alum, and was a three-year letterman for the Aggies from 1949-51, collecting unanimous all-Skyline Six Conference honors in 1950 at linebacker. Edwards was inducted into USU's Athletics' Hall of Fame in 2011. USU RB **Riley Burt** is a graduate transfer from BYU.

**DID YOU KNOW**

• Utah State has 38 players in its program from the Beehive State, while BYU has 54 players on its roster from Utah.

**/// BYU at UTAH STATE ///**



**/// SERIES HISTORY ///**

Overall .....	USU trails, 37-48-3
In Logan.....	USU leads, 19-17-2
In Provo .....	USU trails, 18-28-1
Neutral Site .....	USU trails, 0-3-0
Longest USU Win Streak .....	5, 1952-56
Longest BYU Win Streak .....	10, 1983-92; 1994-2009
Largest USU Margin of Victory .....	(40) 40-0 -- 1923
Largest BYU Margin of Victory .....	(54) 54-0 -- 1954

**/// GAME-BY-GAME RESULTS ///**

10-07-22	W 42-3	A	10-24-70	L 20-27	A
11-12-23	W 40-0	H	10-09-71	W 29-7	H
11-07-24	W 13-9	A	09-23-72	W 42-19	A
10-24-25	W 14-0	H	10-06-73	W 13-7	H
10-15-26	T 0-0	A	09-21-74	W 9-6	A
10-29-27	W 22-0	H	11-08-75	L 7-24	H
10-27-28	W 10-0	A	10-23-76	L 14-45	A
10-18-29	L 6-7	N	09-24-77	L 6-65	H
11-01-30	L 14-39	N	10-07-78	W 24-7	A
11-07-31	L 0-6	N	10-13-79	L 24-48	H
11-19-32	L 6-18	A	10-18-80	L 46-70	H
11-18-33	W 14-0	H	10-02-81	L 26-32	A
11-03-34	W 15-0	A	10-30-82	W 20-17	H
11-16-35	W 27-0	H	10-29-83	L 34-38	A
10-15-36	W 13-0	A	11-24-84	L 13-38	A
11-13-37	L 0-54	H	11-09-85	L 0-44	H
11-05-38	W 3-0	A	09-06-86	L 0-52	A
11-11-39	T 0-0	H	10-02-87	L 24-45	A
11-02-40	L 7-12	A	09-30-88	L 3-38	A
11-01-41	L 0-28	H	09-30-89	L 10-37	H
10-31-42	W 9-6	A	11-24-90	L 10-45	A
11-09-46	T 0-0	H	10-04-91	L 10-38	A
10-25-47	L 12-27	A	10-02-92	L 9-30	A
10-23-48	W 20-7	H	10-30-93	W 58-56	H
11-05-49	W 22-3	A	09-30-94	L 6-34	A
11-04-50	L 13-34	H	10-04-96	L 17-45	H
11-10-51	L 27-28	A	10-03-97	L 35-42	A
11-15-52	W 27-26	H	10-01-99	L 31-34*	H
10-16-53	W 14-7	A	10-06-00	L 14-38	A
10-30-54	W 45-13	H	10-05-01	L 34-54	A
11-05-55	W 47-21	A	10-04-02	L 34-35	H
10-27-56	W 33-7	H	09-23-06	L 0-38	A
11-02-57	L 0-14	A	10-03-08	L 14-34	H
11-01-58	L 6-13	H	10-02-09	L 17-35	A
10-31-59	L 0-18	A	10-01-10	W 31-16	H
10-29-60	W 34-0	H	09-30-11	L 24-27	A
11-04-61	W 31-8	A	10-5-12	L 3-6	A
10-27-62	W 27-21	H	10-04-13	L 14-31	H
11-02-63	W 26-0	A	10-03-14	W 35-20	A
10-31-64	L 14-28	A	11-28-15	L 28-51	H
10-30-65	W 34-21	H	10-26-16	L 10-28	A
10-08-66	L 7-27	A	09-29-17	W 40-24	H
11-04-67	W 30-9	H	10-05-18	W 45-20	A
11-09-68	W 34-8	A			
11-15-69	L 3-21	H			

**/// TOP AGGIES vs. BYU ///**

<b>Rushing</b> .....	Roy Shivers (1965)
.....	180 yards on 21 carries
<b>Passing</b> .....	Anthony Calvillo (1993)
.....	472 yards on 31-of-57 passing
<b>Receiving</b> .....	Aaron Jones (1999)
.....	195 yards on 10 receptions
<b>Tackles</b> .....	Tony Newson, 19 (1999)





/// BYU at UTAH STATE ///



/// STATISTICAL COMPARISON ///

2019 UTAH STATE STATS (4-3, 3-1 MW)

TEAM STATISTICS	USU	OPP
Points/Game	29.0	24.1
First Downs	20.7	22.7
Rushing/Game	157.7	180.7
Passing/Game	247.6	234.9
Total Offense/Game	405.3	415.6
Fumbles-Lost	7-4	16-7
Pen.Yds/Game	35/43.0	46/56.6
Time of Possession	23:38	36:22

INDIVIDUAL LEADERS

Rushing	Att	Net	Avg	TD	YPG
Bright	89	469	5.3	4	67.0
Warren	64	412	6.4	4	68.7
Passing	C-A-I	Pct	Yds	TD	YPG
Love	147-246-9	59.8	1,620	8	231.4
Colombi	11-12-0	91.7	108	2	36.0
Receiving	Rec	Yds	Avg	TD	YPG
Mariner	29	441	15.2	3	63.0
Thompkins	24	283	11.8	3	40.4
Nathan	21	208	9.9	1	29.7
Defense	U-A-T	TFL	Int	FF-FR	
Woodward	53-40-93	5.0	0	4-1	
Williams	34-15-49	1.5	0	0-1	
Meitzenheimer	29-18-47	31.0	0	1-0	

/// STATISTICAL COMPARISON ///

2019 BYU STATS (3-4)

TEAM STATISTICS	BYU	OPP
Points/Game	23.1	29.7
First Downs	19.3	22.7
Rushing/Game	121.3	217.3
Passing/Game	258.9	188.0
Total Offense/Game	380.1	405.3
Fumbles-Lost	7-4	8-4
Pen.Yds/Game	48/60.1	46/58.6
Time of Possession	27:54	32:06

INDIVIDUAL LEADERS

Rushing	Att	Net	Avg	TD	YPG
Williams	49	264	5.4	3	66.0
Esukpa	43	184	4.3	2	36.8
Passing	C-A-I	Pct	Yds	TD	YPG
Wilson	108-175-4	61.7	1,312	5	262.4
Romney	21-36-0	58.3	294	2	147.0
Receiving	Rec	Yds	Avg	TD	YPG
Bushman	28	398	14.2	3	56.9
Hifo	25	314	12.6	2	44.9
Defense	U-A-T	TFL	Int	FF-FR	
Fonua	33-23-56	1.0	1	1-0	
Ghanwoloku	29-11-40	2.0	1	0-1	
Lee	22-15-37	1.0	0	0-0	

PLAYER CONNECTIONS BETWEEN UTAH STATE AND BYU

• There are 61 connections between Utah State and BYU football players. USU senior RB **Riley Burt** attended Box Elder HS in Brigham City, Utah, as did BYU redshirt freshman DL **Darius McFarland**. USU senior WR **Siaosi Mariner**, senior TE **Caleb Repp** and junior DE **Nick Heninger** all began their collegiate careers at Utah, as did BYU senior WR **Batchlor Johnson IV**, senior DB **Austin Lee** and sophomore OL **Mo Unutoa**. **Mariner** also attended Tustin (Calif.) HS, as did BYU sophomore TE **Alema Pilimai**. **Heninger** and sophomore LB **Daniel Langi** attended Bingham HS in South Jordan, Utah, as did BYU sophomore WR **Dax Milne** and redshirt freshman WR **Brayden Cosper**. USU senior DT **Fua Leilua**, junior RB **Jaylen Warren** and junior WR **Derek Wright** all attended Snow College in Ephraim, Utah, as did BYU sophomore DB **Matthew Criddle**. **Leilua** also began his collegiate career at Weber State, as did BYU sophomore DB **Shamon Willis**. **Warren** and freshman DE **Addison Trupp** both attended East HS in Salt Lake City, Utah, as did BYU sophomore TE **Joe Tukuafu**. USU junior DE **Jaylin Bannerman** and junior S **Cash Gilliam** both attended Arizona Western Junior College, as did BYU senior DB **Austin Kafentzis**. USU redshirt junior LB **Justus Te'i** attended Mission Hills HS in San Marcos, Calif., as did BYU senior DB **Troy Warner**. USU junior TE **Travis Boman** attended Coronado HS in Las Vegas, Nev., as did BYU sophomore WR **Koy Harris**. USU junior TE **Mosesse Manu** attended Bountiful (Utah) HS, as did BYU sophomore OL **Brady Christensen** and redshirt freshman LB **Max Tooley**. USU junior WR **Savon Scarver** attended Centennial HS in Las Vegas, Nev., as did BYU senior DL **Trajan Pili**. USU junior OL **Ty Shaw** and redshirt freshman OL **Karter Shaw** both attended Herriman (Utah) HS, as did BYU redshirt freshman OL **Harris LaChance**. USU junior TE **Carson Terrell** attended Lehi (Utah) HS, as did BYU junior WR **Austin Whetzel**. USU sophomore OL **Chandler Dolphin** and freshman DT **Diamond Faamafoe** both attended Alta HS in Sandy, Utah, as did BYU senior DB **Austin Lee**, freshman DB **Kimball Henstrom** and freshman OL **Brayden Keim**. USU redshirt freshman OL **Wyatt Bowles** attended Syracuse (Utah) HS, as did BYU junior LB **Kavika Fonua**. USU redshirt freshman OL **Andy Koch** attended Eleanor Roosevelt HS in Eastvale, Calif., as did BYU senior DB **Chris Wilcox**. USU redshirt freshman OL **Heneli Avendano** attended Jordan High School in Sandy, Utah, as did BYU senior DB **Austin Kafentzis**. USU freshman OL **Aric Davison** attended Richland (Wash.) HS, as did BYU senior DB **Sawyer Powell**. USU freshman DE **Connor Larsen** attended American Fork (Utah) HS, as did BYU sophomore OL **James Empey**. USU freshman DE **Kaleo Neves** and freshman WR **Kyle Van Leeuwen** both attended Timpview HS in Provo, Utah, as did BYU sophomore LB **Chaz Ah You**, sophomore DL **Devin Kaufusi**, redshirt freshman DL **Keenan Pili** and freshman DB **Will Watanabe**.

STATS FOR AGGIES WITH MULTIPLE GAMES PLAYED vs. BYU

• The following is a look at what current Utah State players have done against BYU in at least two games played. Senior DE **Dalton Baker** has two tackles in three games. Senior RB **Gerold Bright** has 14 carries for 61 yards (4.4 ypc), to go along with two catches for 10 yards and one touchdown in three games. He has also returned three kickoffs for 57 yards. Senior P **Aaron Dalton** has 18 punts for 757 yards (42.1 ypp), including a long of 56, and five downed inside the 20-yard line in three games. Senior PK **Dominik Eberle** is 3-for-5 on field goals (.600), 10-for-10 on extra points and has kicked off 16 times for 988 yards (61.8 ypk) and seven touchbacks in three games. Senior CB **Cameron Haney** has four tackles in three games. Senior NG **Christopher Unga** has seven tackles in three games. Senior DE **Jacoby Wildman** has three tackles in three games. Redshirt junior DE **Justus Te'i** has eight tackles, including 1.0 tackles for loss, in three games. Junior DT **Ritisoni Fata** has two tackles in two games. Junior QB **Jordan Love** is 18-of-31 (.581) for 165 yards and four touchdowns, as well as three carries for eight yards and another score, in two games. Junior WR **Jordan Nathan** has returned one punt for seven yards in two games. Junior WR **Savon Scarver** has returned two kickoffs for 31 yards (15.5 ypr) in two games. Junior TE **Carson Terrell** has two catches for 42 yards (21.0 ypc) in two games. Redshirt junior OL **Mohelika Uasike** has five tackles in two games.

UTAH STATE HAS SIX BOWL TEAMS ON ITS 2019 SCHEDULE

• Utah State's 2019 schedule features six teams that played in bowl games a year ago as Wake Forest played in the Birmingham Bowl (W, 37-34 vs. Memphis); San Diego State played in the DXL Frisco Bowl (L, 27-0 vs. Ohio); LSU played in the Fiesta Bowl (W, 40-32 vs. UCF); Nevada played in the NOVA Home Loans Arizona Bowl (W, 16-13 OT vs. Arkansas State); BYU played in the Famous Idaho Potato Bowl (W, 49-18 vs. Western Michigan); and Boise State played in the First Responders Bowl (Canceled vs. Boston College). Furthermore, Stony Brook played in the NCAA Division I Football Championship (L, 28-14 vs. Southeast Missouri).

DID YOU KNOW?

• Utah State and BYU spent 37 years as conference foes as members of the Rocky Mountain Athletic Conference from 1922-37 and the Mountain States/Skyline Conference from 1938-61. As conference foes, USU was 21-13-3 (.608) against BYU.







**UTAH STATE TEAM STATS vs. BYU TEAM STATS IN THE LAST 20 MEETINGS**

Date	Score	Total Yds. (Rush-Pass)	TOP	TO	Pen.	3rd Downs	FD
10-30-93	W, 58-56 (H)	654 (182-472) / 664 (45-619)	32:55/27:05	1/4	4/12	14-22/6-13	25/16
09-30-94	L, 6-34 (A)	297 (79-218) / 489 (167-322)	29:00/31:00	2/0	9/10	6-19/5-14	19/24
10-04-96	L, 17-45 (H)	335 (61-274) / 507 (177-330)	27:06/32:54	2/3	13/8	4-13/7-13	19/32
10-03-97	L, 35-42 (A)	510 (130-380) / 559 (123-436)	27:05/32:55	0/4	6/6	6-15/6-10	18/29
10-01-99	L, 31-34* (H)	419 (108-311) / 497 (208-289)	24:30/35:30	2/1	11/9	3-13/6-14	19/30
10-06-00	L, 14-38 (A)	215 (11-204) / 533 (198-335)	27:47/32:13	1/0	3/4	6-16/7-14	16/29
10-05-01	L, 34-54 (A)	426 (143-283) / 563 (259-304)	30:40/29:20	2/0	13/12	8-16/6-13	26/30
10-04-02	L, 34-35 (H)	460 (129-331) / 581 (269-312)	23:51/36:09	3/2	5/10	6-17/9-19	21/31
09-23-06	L, 0-38 (A)	242 (120-122) / 441 (136-305)	25:50/34:10	2/1	6/4	2-14/5-10	17/23
10-03-08	L, 14-34 (H)	322 (129-193) / 406 (103-303)	30:03/29:57	4/2	8/12	5-12/9-17	23/19
10-02-09	L, 17-35 (A)	322 (109-213) / 431 (213-218)	28:45/31:15	1/3	6/8	6-14/8-12	20/22
10-01-10	W, 31-16 (H)	434 (242-192) / 335 (65-270)	33:25/26:35	1/2	12/6	11-18/8-19	19/22
09-30-11	L, 24-27 (A)	406 (284-122) / 451 (200-251)	25:47/34:13	0/1	7/3	8-15/7-17	18/29
10-05-12	L, 3-6 (A)	243 (41-202) / 380 (145-235)	25:11/34:49	2/1	7/6	4-14/9-20	16/20
10-04-13	L, 14-31 (H)	397 (186-211) / 438 (160-278)	29:28/30:32	3/2	10/9	10-23/5-18	20/18
10-03-14	W, 35-20 (A)	457 (136-321) / 425 (154-271)	37:51/22:09	1/4	12/9	5-15/4-13	22/23
11-28-15	L, 28-51 (H)	445 (202-243) / 358 (74-284)	32:58/27:02	2/0	8/9	8-19/4-13	23/15
11-26-16	L, 10-28 (A)	200 (97-103) / 355 (249-106)	23:12/36:48	2/2	11/8	3-13/6-14	11/26
09-29-17	W, 40-24 (H)	288 (112-176) / 396 (210-186)	31:11/28:49	1/7	4/8	7-21/4-14	14/20
10-05-18	W, 45-20 (A)	388 (223-165) / 361 (39-322)	31:12/28:48	0/1	12/6	5-12/1-9	19/23

Note: Utah State numbers are listed first.

**/// SERIES NOTABLES BETWEEN UTAH STATE AND BYU ///**

The following are series notables between Utah State and BYU dating back to 1993 and encompassing the last 20 meetings.

- Utah State has won consecutive games against BYU for the first time in 44 years, last doing so in 1973 and 1974. In fact, USU won four straight games in the series from 1971-74. Overall, USU has won three of the last five games played in the series, including two of the last three in Provo and two of the last four in Logan.
- Utah State has scored 40-plus points against BYU in back-to-back games for just the third time in series history (1922-23 and 1954-55). Overall, USU has scored 40-plus points against BYU just nine times in series history. Furthermore, USU's 45 points last season were its most in the series since its 58-56 home win against BYU in 1993.
- Utah State's 25-point win against BYU (45-20) last season is the largest since 1968, when it posted a 34-8 road win. It is also the fifth-largest margin of victory for USU in series history.
- Utah State's last four wins against BYU have all been by double digits with an average margin of victory of 17.8 points.
- In the last 20 meetings, Utah State is 4-5 when leading at the half, while BYU is 11-0. USU is also 4-7 when scoring first, while BYU is 8-1 with its only loss coming in 2014. USU has scored first in eight of the last 10 games and has led at the half in five of the last nine games. USU has also rushed for more yards in five of the last nine meetings.
- Utah State has gained more yards in three of the last five meetings and controlled the time of possession in four of the last five meetings. Prior to that, BYU had more yards in 14 of the previous 15 meetings and controlled the time of possession in 11 of the previous 15 meetings.
- The team with fewer turnovers has won 15 of the last 20 games.
- Neither team has recorded 500 yards of total offense in the last 12 meetings. However, BYU had 500 yards of total offense six times in the previous eight meetings, while USU had 500 yards twice in the previous eight meetings.
- In the last 20 meetings, BYU has had a 300-yard passer seven times, a 100-yard rusher seven times, with two of those players rushing for 200 yards, and a 100-yard receiver 14 times. USU has had a 300-yard passer four times in the last 20 meetings, a 100-yard rusher four times and a 100-yard receiver seven times.
- In USU's 58-56 win in 1993, BYU tied the NCAA record at the time for most points scored by a losing team, tying Purdue's 56 points against Minnesota that same season.
- The winning team in the Utah State vs. BYU series has scored at least 27 points in 29 of the last 30 meetings, with the only exception being BYU's 6-3 win in Provo in 2012, which was the lowest scoring game in series history since a 0-0 tie in 1939 in Logan.

**/// ON THIS DATE IN AGGIE FOOTBALL HISTORY ///**

- **Sean Jones** made a 45-yard field goal with 51 seconds to play to lift Utah State to a 20-19 home win against 25th-ranked Fresno State on Nov. 2, 1991. For USU, the victory marked the program's first-ever win against an Associated Press ranked opponent. **Roger Grant** rushed for 98 yards on 20 carries, while **Ron Lopez** was 9-of-20 passing for 97 yards. **Damon Smith** led the Aggies' defense as he returned a fumble 35 yards for a touchdown. USU finished the game with 221 yards of total offense as compared to 357 for the Bulldogs.

**/// BYU at UTAH STATE ///**



**/// FROM THE RECORD BOOKS ///**

Here is a look at some of the top Utah State statistical individual and team performances against BYU over the years.

- **Anthony Calvillo** tied the USU single-game record for touchdown passes with five against BYU in 1993. Calvillo also set single-game school records for total offensive plays (72), total offensive yards (537), points responsible for (42), pass attempts (57) and pass attempts without an interception (57) in that 1993 game. Calvillo also threw for 472 yards against BYU in 1993, which ranks as the fourth-most in school history.
- **Jalen Davis** intercepted three passes and returned two of them for touchdowns against BYU in 2017, both of which are single-game school records.
- **Tom Larscheid** returned a kickoff 102 yards against BYU in 1960, which ranks as the second-longest in school history.
- **Aubrey Thompson** set the USU single-game record for receptions by a tight end with 12 for 122 yards against BYU in 1993.
- **Roger Fernandez** set the USU single-game record for kickoff return yards with 219 on seven attempts against BYU in 2001.
- **Hunter Sharp** set the USU single-game record for yards per reception (34.6) at BYU in 2014, as he caught five passes for 173 yards.
- **Bob Gagliano** threw for 358 yards against BYU in 1980, which ranks 29th all-time in school history.
- **Aaron Jones** had 195 receiving yards against BYU in 1999, which ranks 17th all-time at USU.
- **Nakia Jenkins** had 194 receiving yards against BYU in 1997, the 18th-most in school history.
- **Jerome Dennis** had a 75-yard interception return against BYU in 2002, which is tied for the 12th-longest interception return in USU history.
- **Robert Turbin** had an 80-yard run against BYU in 2011, which is tied for the 12th-longest run in school history.
- **James Samuel** had a 73-yard run against BYU in 2002, to rank as the 17th-longest in school history.
- **Jeff Crosbie** hit **Aaron Jones** on an 87-yard pass against BYU in 1999, to rank as the seventh-longest pass play in school history.
- **Diondre Borel** hit **Xavier Martin** on a 79-yard pass against BYU in 2010, which is tied for the 24th-longest pass play in school history.
- **Rusty Carlsen** had a 70-yard punt against BYU in 1989, which is tied for the 11th-longest in USU history.
- **Brad Bohn** kicked a 55-yard field goal against BYU in 1999, the fifth-longest in school history.
- Utah State's 654 yards of total offense against BYU in 1993 ranks sixth all-time in school history, while its 578 yards against BYU in 1972 ranks 23rd all-time.
- Utah State's 472 passing yards against BYU in 1993 ranks fifth all-time in school history, while its 380 yards in 1997 ranks 21st all-time.
- Utah State's 383 rushing yards against BYU in 1961 ranks 15th all-time in school history.
- Utah State limited BYU to just 51 yards of total offense in 1961, which ranks second all-time in school history, 83 yards in 1963, which is tied for the fourth-fewest, and 106 yards in 1960, which ranks as the ninth-fewest in USU history. USU also limited BYU to just 25 passing yards in 1961 to rank as the 11th-fewest in school history.



**/// LAST MEETING vs. BYU ///**

**October 5, 2018**
**LAVELL EDWARDS STADIUM**
**SCORING SUMMARY**

	1	2	3	4	FINAL
Utah State	14	7	14	10	45
BYU	0	7	6	7	20

**First Quarter**

 USU - Galeai 56 yd interception return (Eberle kick, 7:35)  
 USU - Bright 2 yd pass from Love (Eberle kick, 1:50)

**Second Quarter**

 USU - Tarver 6 yd pass from Love (Eberle kick, 12:23)  
 BYU - Katoa 5 yd pass from Mangum (Southam kick, 4:28)

**Third Quarter**

 USU - Greene 6 yd pass from Love (Eberle kick, 10:35)  
 USU - Tarver 4 yd pass from Love (Eberle kick, 4:55)  
 BYU - Collie 9 yd pass from Mangum (kick failed, 3:07)

**Fourth Quarter**

 USU - Love 2 yd run (Eberle kick, 12:03)  
 USU - Eberle 47 yd FG (6:51)  
 BYU - Romney 18 yd pass from Wilson (Mikkelsen kick, 1:14)  
*Attendance: 58,087*
**TEAM STATISTICS**

	USU	BYU
First Downs	19	23
Rushing	223	39
Passing	165	322
Total Offense	388	361
Fumbles: Number-Lost	0-0	2-2
Penalties: Number-Yards	12-125	6-50
Punts-Yards/Avg.	5-214/42.8	5-204/40.8
Punt returns: No-Yds-TD/Avg.	0-0-0/0.0	2-15-0/7.5
Kickoff Returns: No-Yds-TD/Avg.	3-57-0/9.0	4-78-0/19.5
Interceptions: No-Yds-TD	1-56-1	0-0-0
Fumble Returns: No-Yds-TD	0-0-0	0-0-0
Possession Time	31:12	28:48
Third-Down Conversions	5-of-12	1-of-9

**INDIVIDUAL RUSHING**
**USU:** Thompson, 17-109; Bright, 14-61; Vaughns, 1-36; Love 3-8, TD; Allen, 3-6; Tarver, 1-4; Thompkins, 1-3; Team, 2-(-4).  
**BYU:** Wilson, 2-25; Katoa, 8-24; Hifo, 1-3; Simon, 1-3; Canada, 3-(-1); Mangum, 1-(-15).

**INDIVIDUAL PASSING (C-A-I, Yds, TD)**
**USU:** Love, 18-28-0, 165, 4 TD.  
**BYU:** Mangum, 27-45-1, 270, 2 TD; Wilson, 3-4-0, 52, TD.

**INDIVIDUAL RECEIVING**
**USU:** Greene, 5-53, TD; Thompson, 3-22; Vaughns, 3-21; Tarver, 3-18, 2 TD; Terrell, 2-42; Raymond, 1-7; Bright, 1-2, TD.  
**BYU:** Katoa, 6-21, TD; Shumway, 5-110; Bushman, 4-78; Milne, 4-27; Hifo, 3-29; Romney 2-26, TD; Simon, 2-20; Col-lie, 1-9, TD; El-Bakari, 1-3; Mangum, 1-2; Holker 1-(-3).

**USU Punt Returns:** None.

**USU KO Returns:** Bright, 3-57.

**USU Interception Returns:** Galeai, 1-56, TD.

**USU Tackle Leaders:** Ingram, 6; Woodward, 6; Bond, 4; Rocquemore, 4.

**UTAH STATE STARTERS**
**OFFENSE**

LT	Edwards
LG	Andrus
C	Ficklin
RG	Castaneda
RT	Taylor
WR	Tarver
WR	Nathan
WR	Greene
TE	Raymond
RB	Thompson
QB	Love

**DEFENSE**

DE	Anderson
NG	'Unga
DE	Leilua
LB	Galeai
LB	Woodward
LB	Christiansen
CB	Williams
CB	Ingram
S	Rocquemore
S	Ferguson
S	Bond



**Sophomore QB Jordan Love (10) was 18-of-28 passing for 165 yards and a career-high four touchdowns in Utah State's 45-20 road win at BYU. Love also carried the ball three times for eight yards and scored on a 2-yard run.**

**PROVO, Utah** - Sophomore QB **Jordan Love** accounted for five total touchdowns and Utah State's defense scored its third touchdown of the year as the Aggies dominated in-state rival BYU from the get-go, beating the Cougars 45-20 on Friday, Oct. 5, 2018.

Love completed 18-of-28 passes for 165 yards and a career-high four touchdowns for Utah State (4-1, 1-0 Mountain West), which scored the first 21 points of the night and never looked back. Love also scored on a 2-yard touchdown run early in the fourth quarter that gave the Aggies a 42-13 lead.

With the win, Utah State retained possession of The Old Wagon Wheel – the traveling trophy between the two schools. The Wheel became part of the rivalry in 1948.

Love threw touchdown passes of 2, 6, 6 and 4 yards, respectively, to help Utah State win back-to-back games against BYU (3-3) for the first time in 44 years. The 25-point margin of victory is the fifth-largest in series history and largest since 1968.

Senior WR **Ron'quavion Tarver** caught two of Love's touchdown passes, while fellow senior WR **Jalen Greene** and junior RB **Gerold Bright** each caught one. Greene led the Aggies, who finished with 388 total yards, with a career-best five catches for a career-high 53 yards.

Junior RB **Darwin Thompson** led all rushers in the game with a career-high 109 yards on a career-best 17 carries. Bright added 61 yards on a career-high-tying 14 carries as Utah State tallied 223 yards on the ground as a team.

BYU QB Tanner Mangum was 27-of-46 passing for 270 yards and two touchdowns, to go along with an interception. The pick was one of three turnovers the Aggies forced on the night. Utah State's defense limited the Cougars to just 39 yards rushing (2.4 yards per carry).

Junior DE **Tipa Galeai** set the tone early for the Aggies. BYU had the ball fourth-and-1 at the Utah State 39-yard line and elected to go for it. Galeai foiled the Cougars' plans by intercepting Mangum's pass and returning it 56 yards to the house, giving the Aggies a 7-0 lead with 7:35 to go in the first quarter.

After the defense forced BYU to go three-and-out on the ensuing possession, the Aggies took over on their own 29 following a punt and drove to the Cougars' 2-yard line, where they faced their own fourth-down situation. USU went for it and the decision paid off as Love threw a 2-yard touchdown pass to Bright, making it 14-0 with 1:50 remaining in the first.

On BYU's next series, sophomore LB **David Woodward** forced a fumble by Dallin Holker that senior LB **Chase Christiansen** recovered just before it bounced out of bounds.

The offense cashed in on the takeaway when Love connected with Tarver for a 6-yard touchdown pass to give the visitors a commanding 21-0 lead. BYU finally got on the board with 4:52 remaining in the second quarter, but missed a 43-yard field goal wide right as time expired on the half.

Utah State opened the second half with the ball and marched 81 yards in 10 plays, capped by a 6-yard touchdown pass from Love to Greene to help the Aggies open a 28-7 lead.

Junior PK **Dominik Eberle** capped the scoring for USU in the fourth quarter when he drilled a 47-yard field goal to give the visitors their largest lead of the night, 45-13.

Woodward and sophomore CB **Ja'Marcus Ingram** led the Aggies with six tackles apiece, while Ingram added a career-best three pass breakups. Senior S **Jontrell Rocquemore** added four tackles, including the game's only sack as part of his 2.0 tackles for loss. On the sack of Mangum, Rocquemore forced a fumble and then recovered it.



**Junior DE Tipa Galeai (10) had two tackles against the Cougars and returned his first interception 56 yards for his first-career touchdown.**





Senior CB Jalen Davis (13) had a career-high three interceptions and returned two of them for touchdowns from 30 and 50 yards, respectively, in Utah State's 40-24 home win against BYU. Davis added five tackles and one pass breakup against the Cougars.

**LOGAN, Utah** - Utah State senior CB **Jalen Davis** intercepted a career-high three passes and returned two of them for touchdowns as USU closed out the non-conference portion of its schedule with a 40-24 home win over BYU on Friday, Sept. 29, 2017, at Maverik Stadium.

Davis, who set a school record with his two pick-sixes, now has five interceptions on the season and 11 in his career, which is tied with three other players for the fourth-most in school history. Furthermore, the three picks tied a Mountain West record.

Senior QB **Kent Myers** was 16-of-27 passing for 176 yards and two touchdowns, to go along with 33 yards rushing, including a 19-yard touchdown run that gave the Aggies (3-2, 1-0 Mountain West) a 33-21 lead with 14:52 to go in the fourth quarter.

Utah State, which rallied from 14 points down, regained possession of the Old Wagon Wheel, the traveling trophy between the two schools. That 14-point deficit overcome is USU's largest since rallying from 20 points down (27-7) against Nevada in 2015.

Davis' three interceptions were a part of seven takeaways by the Aggies, including fumble recoveries by junior linebackers **Derek Larsen** and **Suli Tamaivena**, and redshirt freshman CB **Ja'Marcus Ingram**. Additionally, senior S **Dallin Leavitt**, who began his collegiate career at BYU, had an interception, seven tackles and a pass breakup.

Freshman RB **Ula Tolutao** led BYU (1-4) with 102 yards rushing on 21 carries, while quarterbacks **Koy Detmer Jr.** and **Beau Hoge** combined to go 12-of-29 for 186 yards and two touchdowns, to go along with four interceptions.

Junior WR **Ron'quavion Tarver** led all receivers in the game with six receptions for 76 yards, including a 36-yard touchdown pass from Myers that tied the game at 21-all with 1:11 remaining in the first half.

Senior RB **Lajuan Hunt** led Utah State's ground game with 65 yards on 18 carries. Tamaivena recorded a career- and game-high 13 tackles for the Aggies, while fellow junior LB **Chase Christiansen** added a career-best 10 stops, including 1.0 tackles for loss, and a forced fumble.

Utah State took the opening kickoff and drove 75 yards in nine plays, scoring on a 32-yard touchdown pass from Myers to redshirt sophomore TE **Dax Raymond** and the Aggies led 7-0 with 11:40 left in the first quarter.

However, the tide turned in favor of the Cougars after Micah Hannemann intercepted a pass by Myers and returned it 46 yards for a touchdown. BYU ended up reeling off 21 unanswered points to open a 21-7 lead with 13:30 left in the second quarter.

But, just as soon as the Cougars grabbed the momentum, the Aggies got it back - courtesy of their own pick-six. Davis intercepted a pass by Hoge and returned it 30 yards for a touchdown, bringing USU to within 21-14 with 11:02 left in the second.

After Leavitt intercepted a pass by Detmer, the Aggies turned the pick into three more points. Sophomore PK **Dominik Eberle** connected from 32 yards out to send Utah State into the locker room with a 24-21 lead.

BYU turned it over again on its very first drive of the second half. USU senior DE **Ian Togiai** forced the fumble and Ingram recovered it. The Aggies then scored on a 40-yard field goal by Eberle to make it 27-21 with 12:56 to go in the third.

After BYU pulled within 33-24 following a 37-yard field goal with 12:28 to go, Davis sealed it for the Aggies with 50-yard interception return for a touchdown with 3:00 to go.



Senior QB Kent Myers (2) was 16-of-27 passing for 176 yards with two touchdowns, and rushed for 33 yards on 13 carries and another score against BYU.

/// LAST HOME MEETING vs. BYU ///



September 29, 2017

MERLIN OLSEN FIELD at MAVERIK STADIUM

SCORING SUMMARY

	1	2	3	4	FINAL
BYU	7	14	0	3	24
Utah State	7	17	3	13	40

First Quarter

USU - Raymond 32 yd pass from Myers (Eberle kick, 11:40)  
 BYU - Hannemann 46 yd interception return (Almond kick, 9:18)

Second Quarter

BYU - El Bakri 26 yd pass from Hoge (Almond kick, 14:51)  
 BYU - Tanner 40 yd pass from Hoge (Almond kick, 13:30)  
 USU - Davis 30 yd interception return (Eberle kick, 11:02)  
 USU - Tarver 36 yd pass from Myers (Eberle kick, 1:11)  
 USU - Eberle 32 yd field goal (0:03)

Third Quarter

USU - Eberle 40 yd field goal (12:56)

Fourth Quarter

USU - Myers 19 yd run (Myers rush failed, 14:52)  
 BYU - Almond 37 yd field goal (12:28)  
 USU - Davis 50 yd interception return (Eberle kick, 3:00)  
 Attendance: 12,426

TEAM STATISTICS

	BYU	USU
First Downs	20	14
Rushing	210	112
Passing	186	176
Total Offense	396	288
Fumbles: Number-Lost	3-3	1-0
Penalties: Number-Yards	8-55	4-38
Punts-Yards/Avg.	4-161/40.2	8-352/44.0
Punt returns: No-Yds-TD/Avg.	2-9-0/4.5	2-1-0/0.5
Kickoff Returns: No-Yds-TD/Avg.	5-41-0/8.2	3-55-0/18.3
Interceptions: No-Yds-TD	1-46-1	4-121-2
Fumble Returns: No-Yds-TD	0-0-0	0-0-0
Possession Time	28:49	31:11
Third-Down Conversions	4-of-14	7-of-21

INDIVIDUAL RUSHING

**BYU:** Tolutao, 21-102; Canada, 12-69; Hoge, 3-25; Dye, 4-20; Kafentzis, 3-16; Detmer, 1-1; El-Bakri, 1-(-1), Team, 1-(-22).  
**USU:** Hunt, 18-65; Myers, 13-33, TD; Allen, 6-10; Hervey, 2-9; Nathan, 1-7; Colston-Green, 1-(-3), Team, 3-(-9).

INDIVIDUAL PASSING (C-A-I, Yds, TD)

**BYU:** Detmer, 7-20-3, 91, 0; Hoge, 5-9-1, 95, 2.  
**USU:** Myers, 16-27-1, 176, 2; Love, 0-3-0, 0, 0.

INDIVIDUAL RECEIVING

**BYU:** Pau'u, 4-26; Bushman, 2-23; Shumway, 2-18; Tanner, 1-40, TD; Trinnaman, 1-39; El-Bakri, 1-26, TD; Simon, 1-14.  
**USU:** Tarver, 6-76, TD; Raymond, 3-57, TD; Colston-Green, 2-24; Hunt, 2-7; Van Leeuwen, 2-4; Bright, 1-8.

USU Punt Returns: Nathan, 2-1.

USU KO Returns: Scarver, 2-31; Hunt, 1-24.

USU Interception Returns: Davis, 3-95, 2 TD; Leavitt, 1-26

USU Tackle Leaders: Tamaivena, 13; Leavitt, 11; Christiansen, 10; Ferguson, 9; Gajkowski, 5; Togiai, 5; Davis, 5.

UTAH STATE STARTERS

OFFENSE		DEFENSE	
LT	Andrus	DE	Adeoye
LG	Iniguez	DT	Fata
C	Ficklin	DE	Togiai
RG	Castaneda	LB	Christiansen
RT	Taylor	LB	Tamaivena
WR	Tarver	LB	Magalei
WR	Colston-Green	LB	Larsen
WR	Nathan	CB	Davis
TE	Raymond	CB	Ingram
RB	Hunt	BS	Leavitt
QB	Myers	FS	Ferguson



**/// GAME 7 RECAP vs. AIR FORCE ///**

**OCTOBER 26, 2019**
**FALCON STADIUM**
**SCORING SUMMARY**

	1	2	3	4	FINAL
Utah State	0	0	7	0	7
Air Force	0	17	7	7	31

**Second Quarter**

AFA - Jackson 1 yd run (Koehnke kick, 11:55)  
 AFA - Remsburg 1 yd run (Koehnke kick, 6:36)  
 AFA - Koehnke 57 yd FG (0:00)

**Third Quarter**

USU - Mariner 27 yd pass from Love (Eberle kick, 11:49)  
 AFA - Remsburg 9 yd run (Koehnke kick, 3:17)

**Fourth Quarter**

AFA - Birdow 1 yd run (Koehnke kick, 10:06)  
 Attendance: 19,248

**TEAM STATISTICS**

	USU	AFA
First Downs	7	30
Rushing	14	448
Passing	114	24
Total Offense	128	472
Fumbles: Number-Lost	0-0	3-2
Penalties: Number-Yards	0-0	4-40
Punts-Yards/Avg.	8-364/45.4	2-85/42.5
Punt returns: No-Yds-TD/Avg.	0-0-0/0.0	0-0-0/0.0
Kickoff Returns: No-Yds-TD/Avg.	1-6-0/6.0	1-21-0/21.0
Interceptions: No-Yds-TD	0-0-0	0-0-0
Fumble Returns: No-Yds-TD	0-0-0	0-0-0
Possession Time	14:17	45:43
Third-Down Conversions	1-of-9	10-of-13

**INDIVIDUAL RUSHING**

**USU:** Bright, 6-24; Warren, 2-4; Burt, 1-2; Love, 4-(16).  
**AFA:** Jackson, 25-148, TD; Remsburg, 16-92, 2 TD;  
 Birdow, 18-88, TD; Hammond III, 9-69; Sanders, 3-39; Mal-lard, 3-13; Stoner, 1-10; Sanders, 1(-7).

**INDIVIDUAL PASSING (C-A-I, Yds, TD)**

**USU:** Love, 14-23-0, 114, 0.  
**AFA:** Hammond III, 1-5-0, 16, 0; Sanders, 1-1-0, 8, 0.

**INDIVIDUAL RECEIVING**

**USU:** Thompkins, 6-26; Mariner, 3-38, TD; Warren, 1-31;  
 Nathan, 1-11; Scarver, 1-8; Bright, 1-2; Burt, 1(-2).  
**AFA:** Waters, 2-24.

**USU Punt Returns:** None.

**USU KO Returns:** Lee, 1-6.

**USU Interception Returns:** None

**USU Fumble Returns:** None.

**USU Tackle Leaders:** Williams 14; Bond 12; Woodward, 11; Lefeged, 8; Meitzenheimer, 7; Unga, 6.

**UTAH STATE STARTERS**

OFFENSE	DEFENSE
LT Edwards	DE Galeai
LG Avendano	DT Anderson
C Ali'ifua	DT 'Unga
RG K. Shaw	DE Te'i
RT South	LB Woodward
WR Thompkins	LB Meitzenheimer
WR Nathan	CB Haney
WR Mariner	CB Lampkin
TE Terrell	S Bond
RB Bright	S Lefeged Jr.
QB Love	NK Williams



**Junior QB Jordan Love (10) was 14-of-23 passing for 114 yards and one touchdown in Utah State's 31-7 Mountain West road loss at Air Force.**

**USAF, Colo.** - Three different Air Force players rushed for at least 88 yards and combined for four touchdowns as the Falcons posted a 31-7 Mountain West home win against Utah State on Saturday, Oct. 26, 2019.

The Aggies (4-3, 3-1 Mountain West) had trouble moving the ball all night against Air Force, which limited Utah State to just 128 total yards and seven first downs. In fact, USU did not record its initial first down until the second quarter, which proved to be the only time they moved the sticks during the first 30 minutes of play.

The Falcons (6-2, 4-1 MW), who improved to 4-0 at home this season, led 17-0 at halftime following a pair of 1-yard touchdown runs by Timothy Jackson and Kadin Remsburg, and a 57-yard field goal from Jake Koehnke.

Jackson finished with 148 yards rushing and the one touchdown on 25 carries, Remsburg added 92 yards and two scores on 16 carries, and Taven Birdow finished the night with 88 yards and one touchdown on 18 carries.

Air Force racked up 472 yards of total offense, including 448 yards on the ground. The Falcons had 30 first downs – holding USU to just seven in the process – and held the ball for nearly 46 minutes on the cold and windy night.

The Aggies, who have lost three straight on the road to Air Force, showed some life in the third quarter. USU took the second-half kickoff and marched 75 yards in nine plays, capped by a 27-yard touchdown pass from junior QB **Jordan Love** to senior graduate transfer WR **Siaosi Mariner**, cutting the deficit to 17-7.

Utah State then forced the Falcons to punt on the ensuing possession, but Air Force's Charlie Scott pinned the Aggies on their own 1-yard line.

Utah State went three-and-out on its series, and punted the ball back to Air Force. The Falcons scored touchdowns on their next two drives to put the game away for good.

Love finished 14-of-23 passing for 114 yards. Sophomore WR **Deven Thompkins** led the Aggies with six receptions for 26 yards, while Mariner caught three passes for 38 yards, including his 27-yard touchdown.

Defensively, Utah State forced a pair of fumbles on Air Force's first two series. Senior CB **DJ Williams** recovered the first one for the Aggies that was forced by fellow senior CB **Cameron Haney**, while junior graduate transfer DE **Nick Heninger** recovered the second that was forced by senior DE **Devon Anderson**. Heninger also forced a fumble and had a sack in the game.

Unfortunately for Utah State, the offense couldn't do anything with the takeaways.

The Aggies had three defensive players with double-digit tackles, led by Williams, who had a career-high 14 stops. Junior S **Shaq Bond** had a career-high 12 tackles, and junior linebacker **David Woodward** added 11 stops for his fifth-straight double-digit tackle outing.

Senior PK **Dominik Eberle** scored one point in the game to give him 308 in his career, which is tied with **Robert Turbin** for the most in school history.

Junior P **Christopher Bartolic** punted a season-high eight times for an average of 45.5 yards, which included a career-long 71-yarder, which is the 11th-longest in school history. Bartolic also had two punts downed inside the 20-yard line.



**Senior CB DJ Williams (7) had a career-high 14 tackles and recovered his first-career fumble against the Falcons.**





**UTAH STATE SIXTH IN THE MOUNTAIN WEST IN SCORING OFFENSE**

• Utah State is sixth in the Mountain West and 67th in the nation in scoring offense (29.0 ppg), fifth in the MW and 27th in the nation in sacks allowed with 10 (1.43 pg), fifth in the MW and 47th in the nation in passing offense (247.6 ypg), fifth in the MW and 52nd in the nation in completion percentage (.615), sixth in the MW and 70th in the nation in total offense (405.3 ypg), seventh in the MW and 78th nationally in rushing offense (157.7 ypg), and eighth in the MW and 93rd in the nation in passing efficiency (128.8).

**AGGIE DEFENSE FIFTH IN THE MOUNTAIN WEST IN POINTS ALLOWED**

• Utah State is fifth in the Mountain West and 47th in the nation in scoring defense (24.1 ppg), fourth in the MW and 75th in the nation in tackles for loss (5.9 pg), fifth in the MW and 47th in the nation in passing efficiency defense (124.9), fifth in the MW and 64th in the nation in sacks with 15 (2.14 pg), seventh in the MW and 87th in the nation in total defense (415.6 ypg), eighth in the MW and 88th in the nation in rushing defense (180.7 ypg), and ninth in the MW and 77th nationally in passing defense (234.9 ypg).

• Utah State's defense also ranks second in the Mountain West and 18th nationally with its seven fumble recoveries (1.0 pg), and third in the MW and 11th in the nation with a fourth down conversion percentage of 28.6 (4-14).

**UTAH STATE SECOND IN THE NATION IN KICKOFF RETURNS**

• Utah State is first in the Mountain West and second in the nation in kickoff returns (32.2 ypr), first in the MW and eighth in the nation in punt returns (18.0 ypr), sixth in the MW and 85th in the nation in kickoff return defense (21.7 ypr), and 10th in the MW and 96th in the nation in net punting (36.6 ypp).

• Utah State finished last season first in the nation in kickoff returns at 30.3 yards per return. Junior WR **Savon Scarver** highlighted this area as he ranked first nationally in kickoff returns (33.7 ypr) and tied for second nationally with his two kickoff returns for touchdown.

**AGGIES HAVE FORCED 12 TURNOVERS THUS FAR THIS YEAR**

• After leading the nation last season with 32 turnovers forced (22 interceptions, 10 fumbles), Utah State has forced 12 turnovers (7 fumbles, 5 interceptions) this season to rank sixth in the Mountain West and 55th in the nation. Overall, USU has forced three or more turnovers in 23 of its last 70 games.

**UTAH STATE 12TH IN THE NATION WITH ITS TWO DEFENSIVE TOUCHDOWNS**

• Utah State has scored two defensive touchdowns (**Shaq Bond** and **David Woodward**) this season to rank tied for first in the Mountain West and 12th in the nation. Overall, USU has scored 24 defensive touchdowns in its last 79 games. Last season, USU was second in the MW and third in the nation with its six defensive touchdowns.

**AGGIES IN THE MOUNTAIN WEST AND NCAA RANKINGS IN 2019**

• Junior WR **Savon Scarver** is tied for first nationally in kickoff returns for touchdown with two (0.28 pg). Junior LB **David Woodward** is first in the Mountain West and second in the nation in tackles (13.3 pg), first in the MW and third in the nation in forced fumbles with four (0.5 pg), and ninth in the MW and 69th in the nation in fumbles recovered with one (0.17 pg). Sophomore WR **Deven Thompkins** is tied for first in the nation with his one punt return for touchdown (0.14 pg). Senior PK **Dominik Eberle** is first in the MW and 37th in the nation in scoring (8.1 ppg), fourth in the MW and 21st in the nation in field goals made per game (1.6), fourth in the MW and 26th in the nation in field goal percentage (.846) as he is 11-of-13 on the season, and ninth in the MW in points responsible for per game (8.1). Junior RB **Jaylen Warren** is first in the MW and 18th in the nation in yards per carry (6.4), and 10th in the MW and 86th in the nation in rushing (68.7 ypg). Junior QB **Jordan Love** is third in the MW and 25th in the nation in completions (21.0 pg), sixth in the MW and 42nd in the nation in passing yards (231.4 ypg), sixth in the MW and 56th in the nation in total offense (240.4 ypg), sixth in the MW and 72nd in the nation in completion percentage (.598), seventh in the MW and 87th in the nation in passing touchdowns with eight (1.14 pg), and 10th in the MW and 97th in the nation in passing efficiency (118.5). Sophomore CB **Andre Grayson** is fifth in the MW and 23rd in the nation with two forced fumbles (0.29 pg). Junior S **Shaq Bond** is eighth in the MW and 49th in the nation with his two interceptions (0.29 pg). Senior graduate transfer WR **Siaosi Mariner** is ninth in the MW and 80th in the nation in receiving yards (63.0 pg). Senior DE **Dalton Baker** is ninth in the MW and 69th in the nation with one fumble recovery (0.14 pg). Senior DE **Tipa Galeai** is ninth in the MW and 69th in the nation with one fumble recovery (0.14 pg). Junior graduate transfer **Nick Heninger** is ninth in the MW and 69th in the nation with one fumble recovery (0.14 pg). Junior S **Troy Lefeged Jr.** is ninth in the MW and 69th in the nation with one fumble recovery (0.14 pg). Redshirt junior DE **Justus Te'i** is ninth in the MW and 69th in the nation with one fumble recovery (0.14 pg). And, senior CB **DJ Williams** is ninth in the MW and 69th in the nation with one fumble recovery (0.14 pg).

**DID YOU KNOW?**

• Utah State ranks third in the Mountain West and 16th in the nation in fewest penalties per game (5.0), and fourth in the MW and 18th in the nation in penalty yards per game (43.0).

**/// RANKINGS FOR 2019 SEASON ///**

TEAM	MW	NCAA
• Sacks Allowed (1.43) .....	5	27
• Passing Offense (247.6) .....	5	47
• Completion % (.615) .....	5	52
• Scoring Offense (29.0) .....	6	67
• Total Offense (405.3) .....	6	70
• Rushing Offense (157.7) .....	7	78
• Pass Efficiency (123.3) .....	8	93
• Tackles for Loss (5.9) .....	4	75
• Scoring Defense (24.1) .....	5	47
• Pass Eff. Defense (124.9) .....	5	47
• Sacks (2.14) .....	5	64
• Total Defense (415.6) .....	7	87
• Rushing Defense (180.7) .....	8	88
• Passing Defense (234.9) .....	9	77
• Kickoff Returns (32.3) .....	1	2
• Punt Returns (18.0) .....	1	8
• TO Margin (-0.14) .....	6	76
• Kickoff Return Def. (21.7) .....	6	85
• Net Punting (36.6) .....	10	96

**INDIVIDUAL AVG. MW NCAA**

• <b>Dalton Baker (DE)</b>			
Fumbles Rec. ....	0.14	9	69
• <b>Shaq Bond (S)</b>			
Interceptions .....	0.29	8	49
• <b>Dominik Eberle (PK)</b>			
Scoring .....	8.1	1	37
Field Goals .....	1.6	4	21
Field Goal % .....	.846	4	26
Pts. Res. For PG .....	8.1	9	-
• <b>Tipa Galeai (DE)</b>			
Fumbles Rec. ....	0.14	9	69
• <b>Andre Grayson (CB)</b>			
Forced Fumbles ...	0.29	5	23
• <b>Nick Heninger (DE)</b>			
Fumbles Rec. ....	0.14	9	69
• <b>Troy Lefeged Jr. (S)</b>			
Fumbles Rec. ....	0.14	9	69
• <b>Jordan Love (QB)</b>			
Completions .....	21.0	3	25
Passing Yards .....	231.4	6	42
Total Offense .....	240.4	6	56
Completion % .....	.598	6	72
Passing TDs .....	1.14	7	87
Passing Eff.....	118.5	10	97
• <b>Siaosi Mariner (WR)</b>			
Receiving Yards .....	63.0	9	80
• <b>Savon Scarver (WR)</b>			
Kickoff Return TD .	0.28	1	1
• <b>Justus Te'i (DE)</b>			
Fumbles Rec. ....	0.14	9	69
• <b>DJ Williams (CB)</b>			
Fumbles Rec. ....	0.14	9	69
• <b>Deven Thompkins (WR)</b>			
Punt Returns TDs .	0.17	1	1
• <b>Jaylen Warren (RB)</b>			
Yards Per Carry .....	6.4	1	18
Rushing Yards .....	68.7	10	86
• <b>David Woodward (LB)</b>			
Tackles .....	13.3	1	2
Forced Fumbles ...	0.57	1	3
Fumbles Rec. ....	0.14	9	69



## /// 2019 SEASON SUPERLATIVES ///

### TOP INDIVIDUAL PERFORMANCES

#### Rushing

1. Gerold Bright 179 vs. Colorado State
2. Jaylen Warren 141 at Wake Forest
3. Gerold Bright 126 vs. Nevada

#### Passing

1. Jordan Love 416 at Wake Forest
2. Jordan Love 294 vs. Stony Brook
3. Jordan Love 293 at San Diego State

#### Receiving

1. Siaosi Mariner 118 at Wake Forest
2. Savon Scarver 90 at San Diego State
3. Jordan Nathan 83 at Wake Forest
4. Deven Thompkins 77 vs. Stony Brook

#### Tackles

1. David Woodward 24 at Wake Forest
2. David Woodward 16 at LSU
3. David Woodward 14 vs. Colorado State
3. DJ Williams 14 at Air Force

### TOP TEAM PERFORMANCES - OFFENSE

#### Rushing

1. 325 vs. Stony Brook
2. 244 vs. Nevada
3. 240 vs. Colorado State

#### Passing

1. 416 at Wake Forest
2. 392 vs. Stony Brook
3. 293 at San Diego State

#### Total Offense

1. 717 vs. Stony Brook
2. 596 at Wake Forest
3. 444 vs. Colorado State

### TOP TEAM PERFORMANCES - DEFENSE

#### Rushing

1. 79 by Colorado State
2. 91 by San Diego State
3. 108 by Stony Brook

#### Passing

1. 155 by Stony Brook
2. 213 by Nevada
3. 217 by Colorado State

#### Total Offense

1. 263 by Stony Brook
2. 296 by Colorado State
3. 326 by Nevada



### TEAM NOTABLES FROM THE AIR FORCE GAME

- Utah State is now 33-19 all-time in Mountain West play, including a 14-12 road record, and 12-3 in its last 15 MW games.
- Utah State had won 14 straight conference games under head coach **Gary Andersen** prior to the Air Force loss, which included 11 straight wins in the Western Athletic Conference during the 2011-12 seasons and a 3-0 record to start Mountain West play this year.
- Utah State is now 8-6 in its last 14 road games, including a 7-3 Mountain West record.
- Offensively, Utah State did not commit a turnover for the third time this season (vs. Stony Brook, vs. San Diego State, vs. Air Force).
- Utah State had a season-low 128 yards of total offense, which included season-lows in rushing (14) and passing (114). USU also had season-lows with seven first downs and in time of possession (14:17).
- Utah State had two players make their first-career start against Air Force in redshirt freshmen OL **Heneli Avendano** and **Jacob South**.

### WOODWARD RECORDS 15TH CAREER DOUBLE-DIGIT TACKLE OUTING

- Junior LB **David Woodward** recorded his 15th career double-digit tackle outing, including his fifth in as many games, with his 11 stops at Air Force. Overall, Woodward now has six double-digit tackle games this season.
- Woodward's five-straight double-digit tackle outings are the most since **Suli Tamaivena** also recorded double-digit tackles in five-straight games in 2017. The last Aggie to record 10 or more tackles in more than five consecutive games was **Brent Passey**, who had a streak of eight-straight double digit tackle games during the 1998 season.
- Woodward began the season with a career-high 24 tackles at Wake Forest, which is the most in a single game in the nation at the FBS level this season, and tied for the second-most in both school and Mountain West history. In all, Woodward has two career games with 20-plus tackles.

### WILLIAMS RECORDS CAREER HIGH IN TACKLES AT AIR FORCE

- Senior CB **DJ Williams** had a career-high 14 tackles last weekend at Air Force for his second-ever double-digit tackle outing. Williams also recovered his first-career fumble against the Falcons.

### BOND RECORDS CAREER HIGH IN TACKLES AT AIR FORCE

- Junior S **Shaq Bond** had his first-ever double-digit tackle outing with a career-high 12 stops last weekend at Air Force. Bond also had 1.0 tackles for loss to give him 2.5 tackles for loss on the season and 5.5 in his career.

### DEFENSIVE NOTABLES FROM AIR FORCE GAME

- Senior DE **Devon Anderson** forced his first fumble this season and the third of his career. Anderson also had 1.0 tackles for loss to give him 3.0 tackles for loss on the season and 9.5 in his career. Senior CB **Cameron Haney** recorded his first forced fumble this season and the second of his career. Junior DE **Nick Heninger** recovered his first-career fumble. He also forced his first-career fumble and had 1.0 sacks to give him 3.0 sacks and 6.5 tackles for loss on the season. Freshman DE **AJ Vongphachanh** tied his season high with five tackles.

### BARTOLIC BOOTS CAREER-LONG 71-YARD PUNT AGAINST AIR FORCE

- Junior P **Christopher Bartolic** had a career-long 71-yard punt in his last game against Air Force, which is the 11th-longest punt in school history and tied for the 13th-longest punt in the nation this season. Bartolic also had two punts downed inside the 20-yard line to give him seven punts downed inside the 20-yard line this season as he finished the game with a season-high eight punts.
- During his last two games, Bartolic has punted 15 times for an average of 43.0 yards, which has included five 50-yard punts, to go along with seven punts downed inside the 20-yard line.
- On the season, Bartolic has had six punts of 50-plus yards and seven punts downed inside the 20-yard line. He is averaging 43.5 yards on 16 punts.

### AGGIE OFFENSIVE LINE PLAYING VERY WELL THIS SEASON

- Despite returning only one starter along the offensive line in sophomore **Alfred Edwards**, and starting four others that had combined to play in just 42 career games with four starts, Utah State's offensive line has played very well this fall, allowing just 10 sacks through seven games, which ranks fifth in the Mountain West and 27th in the nation.
- Utah State has one of just three pair of brothers in the nation at the Football Bowl Subdivision (FBS) level to start along the offensive line in junior **Ty Shaw** and redshirt freshman **Karter Shaw**. The other two teams that have brothers starting on the offense line are Iowa and North Texas.

### DID YOU KNOW?

- Utah State has six players on its current roster who transferred from Power 5 programs in senior DE **Tipa Galeai** (TCU), senior DT **Fua Leilua** (Oklahoma State), graduate CB **Terin Adams** (Arizona State), graduate WR **Siaosi Mariner** (Utah), graduate TE **Caleb Repp** (Utah), and graduate DE **Nick Heninger** (Utah). USU has two more players on its roster that began their careers at Power 5 programs as junior S **Cash Gilliam** and junior DE **Jaylin Bannerman** both began their collegiate careers at Kentucky.





**BRIGHT POSTS SEVENTH-CAREER 100-YARD RUSHING GAME**

• Senior RB **Gerold Bright** posted his seventh-career 100-yard rushing game in his last home game against Nevada as he carried the ball 15 times for 126 yards and scored a season-high two touchdowns on runs of 67 and nine yards. In fact, his 67-yard touchdown run was a season long. Of his 15 carries, none were for negative yards.

• Bright's other 100-yard game this season was against Colorado State, as he carried the ball 36 times for 179 yards - both career highs - and did not have a single negative rush in the game. Those 36 carries are the most by an Aggie since **Emmett White** carried the ball 38 times against Weber State in 2001, while the 179 rushing yards are the most by an Aggie since **Devante Mays** rushed for 208 yards against Weber State in 2016.

• Bright ranks 12th all-time in school history with 1,693 career rushing yards. Bright also ranks eighth all-time at USU with a 6.3 yards per carry average, and is just one rushing touchdown shy of entering the top 10 all-time at USU in that category, as well.

• Overall, Bright is one of 32 players in school history to rush for 1,000 yards in a career.

CAREER RUSHING	YEARS	YDS.
1. Demario Brown	1996-1999	4,053
2. Abu Wilson	1992, 94-96	3,933
3. Rick Parros	1976-79	3,537
4. Louie Giammona	1973-75	3,499
5. Robert Turbin	2007-09, 11	3,315
6. Emmett White	1998-01	2,791
7. Kerwynn Williams	2009-12	2,515
8. Roger Grant	1990-91	2,387
9. Tom Larscheid	1959-61	2,206
10. Altie Taylor	1966-68	1,959
11. LaJuan Hunt	2014-17	1,846
12. <b>Gerold Bright</b>	<b>2016-pres.</b>	<b>1,693</b>
13. Maurice Turner	1979-82	1,549
14. Derrvin Speight	2007, 09-10	1,493
15. Roy Shivers	1964-65	1,468
16. Chuckie Keeton	2011-15	1,415
17. John Strycula	1969-71	1,412
18. Kent Myers	2014-17	1,406
19. Diondre Borel	2007-10	1,398
20. Joey DeMartino	2010-13	1,378
21. Michael Smith	2009-11	1,313
22. Demetrius Brown	1986-89	1,252
23. Archie Gibson	1972-73	1,235
24. Devante Mays	2015-16	1,225
25. Profail Grier	1993-94	1,194
26. David Fiefia	2000-03	1,193
27. Jerry Hughes	1971-72	1,144
28. Marc White	1983-84	1,103
29. Melvin Blue	1958-59	1,074
30. Buddy Allen	1958-59	1,068
31. Joe Hill	2011-14	1,052
32. Darwin Thompson	2018	1,044

**SCARVER SETS SCHOOL RECORD WITH FIFTH-CAREER KICKOFF RETURN FOR TD**

• Junior WR **Savon Scarver** returned his fifth-career kickoff for a touchdown in his last home game against Nevada to set the school record that was held by **Kevin Robinson** (2004-07), who returned four kickoffs for touchdowns during his career. Scarver, who has three-career 100-yard kickoff returns, also had a kickoff return for touchdown against Colorado State this season.

• Scarver's five kickoff returns for touchdown are tied for the second-most in Mountain West history with New Mexico's Carlos Wiggins (2012-15). The MW record is seven kickoff returns for touchdown set by San Diego State's Rashaad Penny (2014-17). Furthermore, Scarver's two kickoff returns for touchdown this season and last season are tied for the fourth-most in a single season in MW history as the record is three held by Penny (2015), Wiggins (2013) and Hawaii's Mike Edwards III (2012).

• The NCAA record for kickoff returns for touchdowns in a career is seven set by four players, while Scarver's five kickoff returns for touchdowns is tied for the ninth-most in NCAA history.

• Scarver's 100-yard kickoff return against Nevada and Colorado State this season is tied for the third-longest in school history and marks the 22nd and 23rd time in Mountain West history that a kickoff has been returned 100 yards.

• Of his five kickoff returns for touchdowns, three have been from 100 yards, while the others were from 99 and 96 yards, respectively.

**SCARVER NAMED CONSENSUS ALL-AMERICAN IN 2018**

• Utah State junior **Savon Scarver** was named a consensus All-American as a returner/all-purpose player in 2018, joining **Merlin Olsen** (1961) and **Phil Olsen** (1969) as the only consensus All-Americans in school history. Scarver was also just the 16th player in Mountain West history to be named a consensus All-American.

• Scarver also earned the Johnny 'The Jet' Award in 2018 as the nation's most outstanding return specialist as he led the nation in kickoff returns (33.7 ypr) and tied for second in the nation with his two kickoff returns for touchdowns.

**UTAH STATE SECOND IN THE NATION WITH THREE SPECIAL TEAMS TOUCHDOWNS**

• Utah State has already scored three special teams touchdowns this season with two kickoff returns and one punt return for a touchdown, which ranks as the second-most in the nation behind Southern Mississippi, who has four special teams touchdowns with three kickoff returns and one punt return.

• During the 2018 season, USU had four special teams touchdowns to tie for first in the nation, along with New Mexico State.

**DID YOU KNOW?**

• Utah State has 47 freshmen, which includes 16 redshirts, on its 2019 roster. Those 47 freshmen represent 43.12 percent of its total roster, which ranks as the 29th-most in the nation.

**/// UTAH STATE'S RECORD WHEN... ///**

2019	.....	.....
Overall	.....	4-3
MW	.....	3-1
Non-Conference	.....	1-2
Home	.....	3-0
Away	.....	1-3
Neutral	.....	0-0
Current Streak	.....	L1
Current Home Streak	.....	W10
Current Away Streak	.....	L2
Day Game	.....	0-1
Night Game	.....	4-2
August	.....	0-1
September	.....	3-0
October	.....	1-2
November	.....	0-0
December	.....	0-0
vs. top-25 teams	.....	0-1
vs. non-ranked teams	.....	4-2
vs. FCS (I-AA)	.....	1-0
On natural grass	.....	1-1
On artificial surface	.....	3-2
Scoring first	.....	1-0
Coming-from-behind	.....	3-3
Leading after 1st quarter	.....	3-0
Behind after 1st quarter	.....	0-3
Tied after 1st quarter	.....	1-0
Leading at halftime	.....	4-1
Behind at halftime	.....	0-2
Tied at halftime	.....	0-0
Leading after 3rd quarter	.....	4-0
Behind after 3rd quarter	.....	0-3
Tied after 3rd quarter	.....	0-0
Overtime	.....	0-0
Scoring less than 20 points	.....	0-2
Scoring 20 + points	.....	4-1
Scoring 30 + points	.....	3-1
Allowing 20 points or less	.....	3-0
Allowing 10 points or less	.....	2-0
With 100-yard rusher	.....	3-1
Allowing 100-yard rusher	.....	0-2
With 300-yard passer	.....	0-1
Allowing 300-yard passer	.....	0-2
Outgain opponent	.....	4-1
Total offense + 300 yards	.....	4-1
Allowing + 300 yards offense	.....	2-3
No turnovers	.....	1-1
Less than three turnovers	.....	3-1
Three or more turnovers	.....	1-2
No takeaways	.....	0-0
Three or more takeaways	.....	1-0
Fewer turnovers	.....	1-1
Equal turnovers	.....	2-0
More turnovers	.....	1-2
Control time of possession	.....	2-0
Opponent controls TOP	.....	2-3



**/// 2019 NATIONAL POLLS ///**
**ASSOCIATED PRESS POLL (Oct. 27, 2019)**

RK.	SCHOOL	RECORD	PTS.
1.	LSU (17)	8-0	1476
2.	Alabama (21)	8-0	1474
3.	Ohio State (17)	8-0	1468
4.	Clemson (7)	8-0	1406
5.	Penn State	8-0	1302
6.	Florida	7-1	1226
7.	Oregon	7-1	1108
8.	Georgia	6-1	1093
9.	Utah	7-1	1032
10.	Oklahoma	7-1	1017
11.	Auburn	6-2	910
12.	Baylor	7-0	882
13.	Minnesota	8-0	778
14.	Michigan	6-2	744
15.	SMU	8-0	666
16.	Notre Dame	5-2	563
17.	Cincinnati	6-1	524
18.	Wisconsin	6-2	513
19.	Iowa	6-2	456
20.	Appalachian State	7-0	393
21.	Boise State	6-1	280
22.	Kansas State	5-2	218
23.	Wake Forest	6-1	200
24.	Memphis	7-1	188
25.	San Diego State	7-1	50

**Others receiving votes:** Texas 49, Navy 43, UCF 33, Washington 19, Texas A&M 14, USC 11, Louisiana Tech 6, Indiana 4, Oklahoma State 1, Pittsburgh 1, Iowa State 1.

**COACHES POLL (Oct. 27, 2019)**

RK.	SCHOOL	RECORD	PTS.
1.	Alabama (40)	8-0	1593
2.	LSU (7)	8-0	1515
3.	Clemson (10)	8-0	1508
4.	Ohio State (8)	8-0	1491
5.	Penn State	8-0	1359
6.	Florida	7-1	1271
7.	Georgia	6-1	1180
8.	Oregon	7-1	1163
9.	Oklahoma	7-1	1069
10.	Utah	7-1	1048
11.	Baylor	7-0	921
12.	Auburn	6-2	869
13.	Minnesota	8-0	840
14.	SMU	8-0	727
15.	Michigan	6-2	652
16.	Notre Dame	5-2	624
17.	Wisconsin	6-2	537
18.	Cincinnati	6-1	523
19.	Iowa	6-2	492
20.	Appalachian State	7-0	398
21.	Boise State	6-1	382
22.	Wake Forest	6-1	280
23.	Memphis	7-1	187
24.	Texas	5-3	104
25.	Kansas State	5-2	102

**Others receiving votes:** San Diego State 94, Navy 75, UCF 24, Louisiana Tech 22, Indiana 18, Texas A&M 16, Washington 15, Oklahoma State 7, Iowa State 3, UAB 3, Arizona State 3, Air Force 3, Virginia Tech 3, Wyoming 2, Virginia 2.

**LOVE THIRD-WINNINGEST QUARTERBACK IN SCHOOL HISTORY**

• Junior QB **Jordan Love** is 18-8 as Utah State's starting quarterback and is tied with **John Pappas** (1966-68) as the third-winningest quarterback in program history. **Tony Adams** (1970-72) ranks first all-time with 22 career wins, followed by **Chuckie Keeton** (2011-15) with 19 wins.

• Love's 26 career starts ranks eighth in the nation among active quarterbacks, trailing North Texas' Mason Fine (44), Colorado's Steven Montez (35), Louisiana Tech's J'Mar Smith (35), Georgia's Jake Fromm (34), Iowa's Nate Stanley (34), Ohio's Nathan Rourke (32) and UL-Monroe's Caleb Evans (29).

• Utah State is averaging 38.6 points in Love's 26 career starts and that scoring average ranks second in the nation among active quarterbacks with at least 15 career starts behind Alabama's Tua Tagovailoa (46.6 ppg) and ahead of Oregon's Justin Herbert (37.8 ppg) and Georgia's Jake Fromm (36.6 ppg), and among others.

**LOVE AMONG TOP 10 QUARTERBACKS IN SCHOOL HISTORY IN FIVE CATEGORIES**

• Junior QB **Jordan Love** is 543-of-898 (.605) passing for 6,818 yards with 48 touchdowns and 21 interceptions during his career. In all, Love ranks third all-time in school history in passing yards and completions, fourth all-time in touchdown passes and attempts, and fifth all-time in completion percentage and total offense (7,109 yards).

**LOVE SETS FIVE SCHOOL RECORDS IN 2018**

• Junior QB **Jordan Love** set five school records in 2018, including 32 touchdown passes (27 by **Chuckie Keeton** in 2012), 3,567 passing yards (3,373 by Keeton in 2012), seven 300-yard passing games (6 by **Anthony Calvillo** in 1993), 234 points responsible for (210 by Keeton in 2012) and being named the Mountain West Offensive Player of the Week five times (four by Keeton in 2012). Love also tied the single-season school record with a pair of 400-yard passing games (**Tony Adams** in 1972 and **Jose Fuentes** in 2000) and tied the single-game school record for touchdown passes with five against both UNLV and San José State, becoming just the fifth quarterback in school history to accomplish the feat.

• Love is the fourth quarterback in school history to throw five touchdown passes in multiple games, along with **Chuckie Keeton**, who did it three times, and **Anthony Calvillo** and **Tony Adams**, who both did it twice. Overall, it is the 10th time in school history that an Aggie quarterback has thrown five touchdown passes in a game.

• On the season, Love was 267-of-417 (.640) passing and ranks second all-time at USU for completions in a single season (Keeton, 275 in 2012), while his completion percentage ranks as the fourth-highest in a single season in school history. Love also had 3,630 yards of total offense in 2018 to rank as the second-most at USU in a single season (Keeton, 3,992 in 2012).

**LOVE DIDN'T FINISH MANY GAMES LAST SEASON**

• Junior QB **Jordan Love** put up some impressive numbers in 2018 and did so without playing entire games. Of his 13 games played, Love did not play in the fourth quarter in six of those contests (New Mexico State, Tennessee Tech, UNLV, New Mexico, Hawai'i, San José State), and did not play in the entire second half twice (Tennessee Tech and Hawai'i). Furthermore, Love played just one series in the third quarter against New Mexico, meaning he sat on the sidelines for over 11 quarters, which translates to nearly three games missed during the season.

**LOVE NAMED MOUNTAIN WEST PLAYER OF THE WEEK FIVE TIMES LAST YEAR**

• Junior QB **Jordan Love** was named the Mountain West Offensive Player of the Week five times last year and six times in his career. Those five MW Player of the Week honors are tied with two other players for the third-most in a single season in the 20-year history of the conference.

• Love's five player of the week honors last year are the most by an Aggie in a single season in school history, bettering **Chuckie Keeton**, who was named the Western Athletic Conference Offensive Player of the Week four times during the 2012 campaign. Love's six player of the week honors overall are tied with Keeton for the third-most in school history, trailing **Demario Brown**, who was named the Big West Offensive Player of the Week eight times, and **Brad Bohn**, who was named the Big West Special Teams Player of the Week seven times. In fact, Brown and Bohn rank first and second, respectively, in Big West history for player of the week honors.

• Overall, Utah State won Mountain West Offensive Player of the Week honors six times last season, as Love won the award five times and Thompson won the award once. In all, USU has now won MW Player of the Week accolades 24 times in its six years in the league.

**INTERESTING AGGIE NOTABLE**

• Utah State is returning its starting quarterback for the eighth-straight season this fall. The last time USU did not return its top signal-caller, statistically, from the previous season was the 2011 campaign.

**DID YOU KNOW?**

• Utah State only threw six interceptions last season to rank third in the Mountain West and 14th in the nation. Those six interceptions are the fewest by an Aggie team since the 2011 club also threw six.





**EBERLE TIED FOR FIRST ALL-TIME IN POINTS SCORED**

• Senior PK **Dominik Eberle** has now scored 308 career points and is tied for first all-time in school history with **Robert Turbin** (2007-09, '11).

• Eberle is 54-of-70 on field goals in his career and his 77.1 conversion percentage ranks second all-time in school history. **Russ Moody** (1988-89) holds the school record at 84.6, as he was 22-of-26 all-time on field goal attempts.

• Eberle ranks second all-time in school history in field goals made (54) and attempted (70). **Brad Bohn** (1997-2000) was 59-of-89 on field goals in his career, to rank first all-time in school history in both categories.

• Eberle is 1-of-1 in his career from 10-19 yards, 20-of-23 in his career from 20-29 yards, 15-of-17 in his career from 30-39 yards, 14-of-23 in his career from 40-49 yards, and 4-of-6 in his career from 50+ yards. His three 51-yard field goals against New Mexico State (9/8/18) were season longs and tied for the 18th-longest in school history. In fact, Eberle is the only kicker in school history to have four or more 50-yard field goals in a career as he made a career-long 52-yarder last year.

**EBERLE NAMED MOUNTAIN WEST SPECIAL TEAMS PLAYER OF THE WEEK**

• Senior PK **Dominik Eberle** was named the Mountain West Special Teams Player of the Week following his performance in Utah State's 23-17 Mountain West road win at San Diego State on Sept. 21, 2019. Eberle scored a season-high 11 points in the game as he was 3-of-4 on field goal attempts and 2-for-2 on extra points. Eberle converted field goals from 30, 29 and 32 yards, before missing from 42 yards.

• For Eberle, it is the third time in his career he has been named the Mountain West Special Teams Player of the Week as he won the award twice during the 2018 season.

**EBERLE SETS SCHOOL RECORD FOR CONSECUTIVE EXTRA POINTS MADE**

• Senior PK **Dominik Eberle** is a perfect 145-for-145 on extra points in his career, which is a school record. The previous record for consecutive PATs made was 64 by **Willie Beecher** (1981-84). Overall, Eberle is one of just three kickers in school history with a minimum of 30 PATs made to have never missed an extra point, joining Beecher, who was 64-of-64 all-time on extra points, and **Russ Moody** (1988-89), who was 44-of-44 all-time on extra points. Overall, Eberle ranks first all-time in school history in extra points made and tied for first in attempts with **Nick Diaz** (2010-14).

• Eberle also set the single-season school record for extra points made and attempted last year as he was 75-for-75.

• Eberle is one of just seven kickers in school history to not miss an extra point for an entire season, joining **Nick Diaz** (2012), **Peter Caldwell** (2010, 2007), **Doug Beach** (1990), **Willie Beecher** (1982), **Tom Mays** (1975) and **Steve Steinke** (1978).

**EBERLE SETS SINGLE-SEASON SCHOOL RECORD FOR POINTS SCORED**

• Senior PK **Dominik Eberle** scored 141 points last season with 75 extra points and 22 field goals, which is a single-season school record. The previous record of 138 points was set by **Robert Turbin** in 2011. Eberle also averaged 10.8 points per game last season to set the school record that was held by **Jack Hill**, who averaged 10.5 points per game in 1956.

• Eberle was 22-of-28 (.786) on field goal attempts last season, ranking second in made field goals and tied for first in field goal attempts for a single season with **Brad Bohn** (1998), while his conversion percentage was eighth. Bohn was 24-of-28 on field goal attempts in 1998 to set the single-season record for made field goals, while **Russ Moody** made 86.7 percent of his field goals in 1988 to set the single-season record in that category.

**EBERLE TIES TWO NCAA RECORDS**

• Senior PK **Dominik Eberle** tied two NCAA records in Utah State's 60-13 home win against New Mexico State last year. First, Eberle tied the NCAA record for points scored in a game by a kicker with 24, a record that was set by Western Michigan's Mike Prindle in 1984. Eberle also tied an NCAA record with his three 51-yard field goals, becoming just the sixth player ever to kick three 50-plus yard field goals in a game.

• Eberle also set school and Mountain West records with his six made field goals, while his six field goal attempts tied his own school record that was set in 2017. In all, Eberle made field goals from 44, 32, 51, 21, 51 and 51 yards, as those six made field goals are tied for the third-most in a single-game in NCAA history.

**EBERLE TOP THREE IN THE NATION IN KICKOFFS AND TOUCHBACKS**

• Senior PK **Dominik Eberle** kicked off 108 times last season (62.8 yards per kickoff) with 69 touchbacks. On the season, he was third nationally in both kickoffs and touchbacks.

**DID YOU KNOW?**

• Utah State has made 161 straight extra points to rank as the second-longest active streak in the nation, trailing only Georgia (275). The last time USU missed an extra point was against San Diego State on Oct. 28, 2016.

**/// 2019 PRESEASON HONORS ///****Gerold Bright, Sr., RB**

- Athlon Sports First-Team All-Mountain West (AP)
- Phil Steele's Second-Team All-Mountain West (RB)

**Dominik Eberle, Sr., PK**

- Lou Groza Award Watch List
- Allstate AFCA Good Works Team Nominee
- Wuerffel Trophy Watch List
- Athlon Sports Fourth-Team All-American
- Athlon Sports Second-Team All-Mountain West
- Phil Steele's Second-Team All-Mountain West

**Alfred Edwards, So., OL**

- Athlon Sports Second-Team All-Mountain West
- Phil Steele's Fourth-Team All-Mountain West

**Tipa Galeai, Sr., DE**

- Bednarik Award Watch List
- Polynesian Player of the Year Watch List
- Athlon Sports First-Team All-Mountain West
- Phil Steele's First-Team All-Mountain West
- All-Mountain West Preseason Team

**Fua Leilua, Sr., DT**

- Polynesian Player of the Year Watch List
- Athlon Sports Fourth-Team All-Mountain West
- Phil Steele's Fourth-Team All-Mountain West

**Jordan Love, Jr., QB**

- Manning Award Watch List
- Johnny Unitas Golden Arm Award Watch List
- Walter Camp Player of the Year Watch List
- Maxwell Award Watch List
- Davey O'Brien Award Watch List
- CFPA Performer of the Year Watch List
- Athlon Sports First-Team All-Mountain West
- Phil Steele's First-Team All-Mountain West
- Mountain West Preseason Offensive Player of the Year

**Jordan Nathan, Jr., WR/PR**

- Athlon Sports First-Team All-Mountain West (PR)
- Athlon Sports Third-Team All-Mountain West (AP)
- Phil Steele's First-Team All-Mountain West (PR)
- Phil Steele's Fourth-Team All-Mountain West (WR)

**Brandon Pada, Jr., LS**

- Phil Steele's Fourth-Team All-Mountain West

**Savon Scarver, Jr., KR**

- CBSSports.com All-American Team
- Phil Steele's First-Team All-American
- Athlon Sports Second-Team All-American
- Sporting News Second-Team All-American
- Athlon Sports First-Team All-Mountain West
- Phil Steele's First-Team All-Mountain West
- All-Mountain West Preseason Team
- CFAY Group of 5 Starting Lineup

**Christopher Unga, Sr., DT**

- Polynesian Player of the Year Watch List
- Phil Steele's Second-Team All-Mountain West
- Athlon Sports Third-Team All-Mountain West

**DJ Williams, Sr., CB**

- Paycom Jim Thorpe Award Watch List
- Athlon Sports First-Team All-Mountain West
- Phil Steele's First-Team All-Mountain West
- All-Mountain West Preseason Team

**David Woodward, Jr., LB**

- The Athletic Second-Team All-American
- Athlon Sports Third-Team All-American
- Phil Steele's Fourth-Team All-American
- CFAY Group of 5 Starting Lineup
- Bednarik Award Watch List
- Bronko Nagurski Award Watch List
- Lott IMPACT Trophy Watch List
- Athlon Sports First-Team All-Mountain West
- Phil Steele's First-Team All-Mountain West
- All-Mountain West Preseason Team

**/// WHAT'S BACK IN 2019 ///**

<b>OFFENSE</b>	<b>STAT</b>	<b>RETURN</b>	<b>PCT.</b>
• Pass Att.	465	465	100.0
• Pass Comp.	303	303	100.0
• Pass Yds.	3,825	3,825	100.0
• Pass TDs	32	32	100.0
• Receptions	303	87	28.7
• Rec. Yds.	3,825	969	25.3
• Rec. TDs	32	9	28.1
• Rush Att.	480	208	43.3
• Rush Yds.	2,641	1,177	44.6
• Rush TDs	37	18	48.6
• Total Offense	6,466	5,002	77.4
• Total TDs	79	32	40.5

<b>DEFENSE</b>	<b>STAT</b>	<b>RETURN</b>	<b>PCT.</b>
• Tackles	1,017	570	56.0
• Tackles for Loss	95.0	64.0	67.4
• Sacks	32.0	25.5	79.7
• QB Hurries	38	26	68.4
• Interceptions	22	11	50.0
• Pass Breakups	53	34	64.2
• Forced Fumbles	11	9	81.8
• Fumble Recoveries	10	2	20.0
• Blocks	4	3	75.0

• Utah State returns nine of its 22 starters from 2018, with two on offense and seven on defense. In addition, the Aggies return two of their specialists from last season with one long snapper and one kicker. USU also returns 31 letterwinners from a year ago, with 13 on offense, 16 on defense and two specialists.

**/// ROCKY MOUNTAIN HIGH ///**

• There are nine Division I schools that are located in cities with an elevation of at least 4,000 feet above sea level and Utah State ranks sixth on the list with an elevation of 4,710 feet. USU is the fifth-highest Mountain West school. During the 2019 season, the Aggies will play at two other locations on the list (Air Force, New Mexico), giving USU neight games this season at 4,000 feet above sea level.

<b>School</b>	<b>Elevation</b>
1. Wyoming	7,220
2. Air Force	6,620
3. Colorado	5,360
4. Colorado State	5,190
5. New Mexico	5,100
<b>6. UTAH STATE</b>	<b>4,710</b>
7. BYU	4,630
8. Nevada	4,610
9. Utah	4,357


**WHAT'S RETURNING IN 2019**

• Utah State returns nine starters (O-2, D-7) as part of 31 letterwinners (O-13, D-16, S-2), including two All-Americans and eight players that earned various all-Mountain West honors, from last year's team that ended the 2018 season ranked 21st in the final Amway Coaches poll and 22nd in the final *Associated Press* poll as it tied the school record for wins and best record with an 11-2 mark following its 52-13 win against North Texas in the New Mexico Bowl. USU also tied for first place in the Mountain Division of the Mountain West with a 7-1 record.

• Highlighting Utah State's returners in 2019 are two players who earned All-America honors a season ago in junior WR **Savon Scarver** and junior LB **David Woodward**. Scarver, who is just the third consensus All-American in school history, was named a first-team All-American from the Walter Camp Football Foundation, the Football Writers Association of America and *Phil Steele's Magazine*, and earned second-team All-American honors from the American Football Coaches Association as a kick returner, while Woodward was named a first-team All-American by ProFootballFocus.com and a third-team All-American by *The Associated Press*. Six other returning Aggies earned various all-Mountain West honors a year ago as senior DE **Tipa Galeai** and junior QB **Jordan Love** were both named to the second team, while senior PK **Dominik Eb-erle**, senior DT **Fua Leilua**, senior DT **Christopher 'Unga** and senior CB **DJ Williams** all garnered honorable mention honors. Additionally, Utah State returns three other starters in senior DT **Devon Anderson**, junior S **Shaq Bond** and sophomore OL **Alfred Edwards**.

**WHAT UTAH STATE MUST REPLACE FROM 2018**

• Utah State must replace 11 starters, including 10 players who earned various all-Mountain West honors in 2018, including OL **Quin Ficklin**, who earned first-team honors and OL **Roman Andrus**, S **Jontrell Rocquemore** and RB **Darwin Thompson**, who were all named to the second team, while DE **Adewale Adeoye**, OL **Rob Castaneda**, S **Gaje Ferguson**, TE **Dax Raymond**, WR **Ron'quavion Tarver** and OL **Sean Taylor** were all named to the honorable mention team. USU also must replace LB **Chase Christiansen** to graduation.

**FINAL NOTES FROM 2018 SEASON**

• Utah State's 11 wins and 11-2 record tied the 2012 team for the most wins and best record in school history, while its seven conference wins tied the 2013 team for the most league wins ever. Overall, it is just the third time that USU has won 10 or more games, along with the 2014 team that posted a 10-4 record.

• Utah State concluded the 2018 season ranked 21st in the Amway Coaches poll and 22nd in *The Associated Press* (AP) poll. For USU, it is just the fourth time in school history that it has ended a season nationally ranked, joining the 1961 team that finished its season 10th in the final AP and United Press International (UPI) polls, the 1972 team that ended its year 19th in the final UPI poll, and the 2012 team that finished its year 16th in the AP poll, 17th in the coaches poll and 22nd in the BCS standings.

• Utah State won its fifth bowl game in 13 appearances with its 52-13 victory against North Texas in the 2018 New Mexico Bowl, which was its seventh bowl game in the last eight seasons. USU's other bowl wins are its 42-33 victory against Ball State in the 1993 Las Vegas Bowl II, its 41-15 win against Toledo in the 2012 Famous Idaho Potato Bowl, its 21-14 win against No. 24 Northern Illinois in the 2013 San Diego County Credit Union Poinsettia Bowl, and its 21-6 win against UTEP in the 2014 Gildan New Mexico Bowl.

• Utah State's average margin of victory last year was 25.3 points (618-289), which was the third-highest in the nation behind Clemson at 31.2 points (664-197) and Alabama at 27.5 points (684-271).

• Utah State was one of just 14 teams in the nation with at least 11 wins last season, joining Alabama (15), Clemson (14), Ohio State (13), Fresno State (12), Oklahoma (12), Notre Dame (12), UCF (12), Appalachian State (11), Army (11), Cincinnati (11), Georgia (11), UAB (11) and Washington State (11).

• Utah State scored 618 points in 13 games during the 2018 season to set the Mountain West record, which was previously held by BYU, which scored 608 points in 14 games in 2001.

• Utah State's 10-1 start to the 2018 season was its best in school history, topping Merlin Olsen's 1961 team that finished with a 9-1-1 record. USU also won 10 straight games for the first time in school history last year, topping Olsen's 1960 team that won its first nine games.

• Utah State finished the 2018 season ranking among the top 20 teams in the nation in 24 statistical categories and led the nation in five of those, including scoring drives under one minute (29), turnovers forced (32), passes intercepted (22), kickoff returns (30.30 yards per return) and three-and-outs forced (5.69 per game). USU was also second in the nation in scoring (47.5 points per game) and non-offensive touchdowns (10), third in average margin of victory (25.3 points per game), turnover margin (+1.08) and defensive touchdowns (6), and fourth in sacks allowed with 10 (0.77 per game).

• Utah State set 36 school records and tied six others during the 2018 season.





**AGGIES CURRENTLY IN THE NFL**

• Utah State currently has 13 players on NFL rosters and has had 12 players drafted into the NFL in the past nine years. Former Aggies currently in the NFL include SS **Maurice Alexander** (Buffalo Bills), CB **Jalen Davis** (Arizona Cardinals), LB **Kyler Fackrell** (Green Bay Packers), OG **Tyler Larsen** (Carolina Panthers), CB **Nevin Lawson** (Oakland Raiders), SS **Dallin Leavitt** (Oakland Raiders), RB **Devante Mays** (Jacksonville Jaguars), OT **Donald Penn** (Washington Redskins), TE **Dax Raymond** (Chicago Bears), LS **Patrick Scales** (Chicago Bears), RB **Darwin Thompson** (Kansas City Chiefs), LB **Nick Vigil** (Cincinnati Bengals) and LB **Bobby Wagner** (Seattle Seahawks).

**AGGIES WHO HAVE SERVED LDS CHURCH MISSIONS**

• Utah State has 18 players on its 2019 roster who have served two-year LDS Church Missions in senior DE **Braden Harris**, senior DE **Jacoby Wildman**, redshirt junior OL **Mohelika Uasike**, junior DT **Caden Andersen**, junior WR **Taylor Compton**, junior DT **Ritisoni Fata**, junior TE **Logan Lee**, junior TE **Moses Manu**, junior RB **Chase Nelson**, sophomore RB **Sione Fehoko**, sophomore LB **Daniel Langi**, sophomore OL **Wade Meacham**, redshirt freshman LB **Dustin Mathews**, redshirt freshman TE **Bryce Mortenson**, freshman DT **Josh Bowcut**, freshman OL **Sione Lasike**, freshman OL **Logan Wood** and freshman WR **Kyle Van Leeuwen**.

**AGGIES WHO ARE MARRIED**

• Utah State has seven players on its 2019 roster who are married in senior DE **Dalton Baker**, senior DE **Braden Harris**, senior DT **Fua Leilua**, senior DE **Jacoby Wildman**, redshirt junior OL **Mohelika Uasike**, junior WR **Derek Wright** and sophomore LB **Daniel Langi**.

**POSITION CHANGES AND NUMBER CHANGES**

• Utah State had a number of players change positions and/or numbers from last season. Senior RB **Gerold Bright** has changed from No. 8 to No. 1. Bright began his career at No. 25 and was also a wide receiver to begin his collegiate career before moving to running back late in his sophomore season. Redshirt junior **Mohelika Uasike** changed positions from the defensive line to the offensive line and has changed from No. 99 to No. 66. Junior S **Shaq Bond** has changed from No. 25 to No. 4. Junior S **Braxton Gunther** has changed from No. 32 to No. 8. Junior **Logan Lee** changed positions from defensive end to tight end. Junior **Chase Nelson** changed positions from safety to running back. Junior WR **Savon Scarver** has changed from No. 81 to No. 11. Sophomore CB **Andre Grayson** has changed from No. 30 to No. 21. Sophomore CB **Jarrold Green** has changed from No. 37 to No. 25. Sophomore WR **Deven Thompkins** has changed from No. 19 to No. 13. And, redshirt freshman **Sam Lockett** changed positions from wide receiver to safety.

**COACHING CHANGES AND HOLDOVERS**

• Utah State's coaching staff this fall has a mixture of coaches who are new to the program and returning to the program for a second stint, along with holdovers from the previous staff. Head coach **Gary Andersen** is on his second tour-of-duty with the Aggies and enters his fifth season overall in charge of the program. Assistant head coach and tight ends coach **Frank Maile** is a hold-over from the previous staff and is entering his ninth season with the program. Maile also played at USU (2004-07) and graduated from Utah State in 2007. Special teams coordinator and running backs coach **Stacy Collins** is also a holdover from the previous staff and is entering his fourth season with the program. Offensive line coach **TJ Woods** is also on his second tour-of-duty with the program and enters his fifth season overall as he also coached at USU from 2009-12. Defensive ends coach **Bojay Filimoeatu** is in his first year coaching at USU, but was a two-year letterwinner for the Aggies (2011-12) under Andersen and graduated from USU in 2012.

**UTAH STATE BOWL HISTORY**

• Utah State has a 5-8 bowl record all-time as it lost to San José State, 20-0, in the 1946 Raisin Bowl (Fresno, Calif.); lost to Pacific, 35-21, in the 1947 Grape Bowl (Lodi, Calif.); lost to New Mexico State, 20-13, in the 1960 Sun Bowl (El Paso, Texas); lost to Baylor, 24-9, in the 1961 Gotham Bowl (New York City); defeated Ball State, 42-33, in the 1993 Las Vegas Bowl II; lost to Cincinnati, 35-19, in the 1997 Humanitarian Bowl; lost to Ohio, 24-23, in the 2011 Famous Idaho Potato Bowl; defeated Toledo, 41-15, in the 2012 Famous Idaho Potato Bowl; defeated No. 24 Northern Illinois, 21-14, in the 2013 San Diego County Credit Union Poinsettia Bowl; defeated UTEP, 21-6, in the 2014 Gildan New Mexico Bowl; lost to Akron, 23-21, in the 2015 Famous Idaho Potato Bowl; lost to New Mexico State, 26-20 in overtime, in the 2017 NOVA Home Loans Arizona Bowl; and defeated North Texas, 52-13, in the 2018 New Mexico Bowl.

**ACADEMICALLY SPEAKING**

- Utah State earned the 2018 American Football Coaches Association (AFCA) Academic Achievement Award, which is presented by the Touchdown Club of Memphis.
- Utah State's football team has a Graduation Success Rate (GSR) of 92 percent to rank first in the Mountain West. The Aggies also rank first among the other football programs in the Beehive State.
- Over the past nine seasons, USU has had 184 players earn academic all-league honors and 181 players have graduated from Utah State.
- Utah State has six players on its current roster that have already earned their bachelor's degree in senior DE **Jacoby Wildman** (sociology), and five graduate transfers in CB **Terin Adams** (liberal arts - Arizona State), RB **Riley Burt** (exercise and wellness - BYU), DE **Nick Heninger** (business - Utah), WR **Siaosi Mariner** (sociology - Utah) and TE **Caleb Repp** (sociology - Utah).

**AGGIES IN THE NFL**

Maurice Alexander (S)	Buffalo Bills
Jalen Davis (CB)	Arizona Cardinals
Kyler Fackrell (LB)	Green Bay Packers
Tyler Larsen (OG)	Carolina Panthers
Nevin Lawson (CB)	Oakland Raiders
Dallin Leavitt (S)	Oakland Raiders
Devante Mays (RB)	Jacksonville Jaguars
Donald Penn (OT)	Washington Redskins
Dax Raymond (TE)	Chicago Bears
Patrick Scales (LS)	Chicago Bears
Darwin Thompson (RB)	Kansas City Chiefs
Nick Vigil (LB)	Cincinnati Bengals
Bobby Wagner (LB)	Seattle Seahawks

**AGGIES IN THE NFL DRAFT**

<b>2011 NFL DRAFT</b>	
Curtis Marsh, Philadelphia	3rd Round
<b>2012 NFL DRAFT</b>	
Bobby Wagner, Seattle	2nd Round
Robert Turbin, Seattle	4th Round
Michael Smith, Tampa Bay	7th Round
<b>2013 NFL DRAFT</b>	
Will Davis, Miami	3rd Round
Kerwynn Williams, Indianapolis	7th Round
<b>2014 NFL DRAFT</b>	
Maurice Alexander, St. Louis	4th Round
Nevin Lawson, Detroit	4th Round
<b>2016 NFL DRAFT</b>	
Nick Vigil, Cincinnati	3rd Round
Kyler Fackrell, Green Bay	3rd Round
<b>2017 NFL DRAFT</b>	
Devante Mays, Green Bay	7th Round
<b>2019 NFL DRAFT</b>	
Darwin Thompson, Kansas City	6th Round





# UTAH STATE CAREER RECORDS LIST

### /// PASSING ///

Passing Yardage	Years	Yds.
1. Jose Fuentes	1999-2002	9,168
2. Chuckie Keeton	2011-15	7,393
3. <b>Jordan Love</b>	<b>2017-pres.</b>	<b>6,818</b>
4. Diondre Borel	2007-10	6,698
5. Tony Adams	1970-72	6,226
6. Kent Myers	2014-17	6,126
7. Brent Snyder	1987-88	6,105
8. Eric Hipple	1976-79	6,073
9. Anthony Calvillo	1992-93	5,642
10. Matt Sauk	1996-97	5,385

Passing Completions	Years	No.
1. Jose Fuentes	1999-2002	704
2. Chuckie Keeton	2011-15	672
3. <b>Jordan Love</b>	<b>2017-pres.</b>	<b>543</b>
4. Kent Myers	2014-17	534
5. Diondre Borel	2007-10	517
6. Brent Snyder	1987-88	472
7. Eric Hipple	1976-79	459
8. Tony Adams	1970-72	456
9. Anthony Calvillo	1992-93	448
10. Travis Cox	2001-04	423

Touchdown Passes	Years	TD
1. Chuckie Keeton	2011-15	62
2. Jose Fuentes	1998-2002	60
3. Tony Adams	1970-72	52
4. <b>Jordan Love</b>	<b>2017-pres.</b>	<b>48</b>
5. Kent Myers	2014-17	39
6. Brent Snyder	1987-88	39
7. Diondre Borel	2007-10	36
8. Anthony Calvillo	1992-93	35
9. Eric Hipple	1976-79	34
10. Ron Lopez	1990-91	31

Passing Attempts	Years	Att.
1. Jose Fuentes	1999-2002	1,270
2. Chuckie Keeton	2011-15	1,068
3. Diondre Borel	2007-10	922
4. <b>Jordan Love</b>	<b>2017-pres.</b>	<b>898</b>
5. Kent Myers	2014-17	876
6. Brent Snyder	1987-88	874
7. Tony Adams	1970-72	867
8. Eric Hipple	1976-79	850
9. Anthony Calvillo	1992-93	829
10. Travis Cox	2001-04	738

Completion Pct.	Years	Pct.
-----------------	-------	------

(Minimum 150 Completions)

1. Darell Garretson	2013-14	.631
2. Chuckie Keeton	2011-15	.629
3. Kent Myers	2014-17	.610
4. Keith Myers	1976-77	.607
5. <b>Jordan Love</b>	<b>2017-pres.</b>	<b>.605</b>
6. Leon Jackson III	2004-07	.582
7. Travis Cox	2001-04	.573
8. Diondre Borel	2007-10	.561
9. Patrick Mullins	1995-96	.555
10. Jose Fuentes	1998-2002	.554

### /// TOTAL OFFENSE ///

Total Offense	Years	Yds.
1. Chuckie Keeton	2011-15	8,808
2. Jose Fuentes	1999-2002	8,791
3. Diondre Borel	2007-10	8,096
4. Kent Myers	2014-17	7,532
5. <b>Jordan Love</b>	<b>2017-pres.</b>	<b>7,109</b>
6. Tony Adams	1970-72	6,587
7. Eric Hipple	1976-79	6,121
8. Brent Snyder	1987-88	5,928
9. Anthony Calvillo	1992-93	5,838
10. Matt Sauk	1996-97	5,466

### /// KICKING ///

Field Goals Made	Years	No.
1. Brad Bohn	1997-2000	59
2. <b>Dominik Eberle</b>	<b>2016-pres.</b>	<b>54</b>
3. Nick Diaz	2010-14	39
4. Micah Knorr	1993-96	39
5. Steve Steinke	1977-80	38
6. Willie Beecher	1981-84	36
7. Dene Garner	1985-87	35
8. Peter Caldwell	2007-10	33
9. Al Knapp	1973-74	26
10. Dane Kidman	1999-02	22
Doug Beach	1990-92	22
Russ Moody	1988-89	22

Field Goals Att.	Years	Att.
1. Brad Bohn	1997-2000	89
2. <b>Dominik Eberle</b>	<b>2016-pres.</b>	<b>70</b>
3. Micah Knorr	1993-96	62
4. Steve Steinke	1977-80	60
5. Willie Beecher	1981-84	54
6. Nick Diaz	2010-14	53
Dene Garner	1985-87	53
8. Peter Caldwell	2007-10	48
9. Al Knapp	1973-74	42
10. Michael Doyle	1970-72	34

Field Goal Pct.	Years	Pct.
-----------------	-------	------

(Minimum 20 Attempts)

1. Russ Moody	1988-89	.846
2. <b>Dominik Eberle</b>	<b>2016-pres.</b>	<b>.771</b>
3. Doug Beach	1990-92	.759
4. Nick Diaz	2010-14	.736
5. Dane Kidman	1999-2002	.710
6. Brock Warren	2012-16	.708
7. Nathan Morreale	1993-94	.704
8. Peter Caldwell	2007-10	.688
9. Willie Beecher	1981-84	.667
10. Brad Bohn	1997-2000	.663

Extra Points Made	Years	PATs
1. <b>Dominik Eberle</b>	<b>2016-pres.</b>	<b>145</b>
2. Nick Diaz	2010-14	136
3. Brad Bohn	1997-2000	107
4. Steve Steinke	1977-80	90
5. Peter Caldwell	2007-10	85
6. Micah Knorr	1993-96	80
7. Brock Warren	2012-16	79
8. Josh Thompson	2011-13	70
9. Dane Kidman	1999-2002	68
10. Willie Beecher	1981-84	64

Extra Points Att.	Years	Attempts
1. <b>Dominik Eberle</b>	<b>2016-pres.</b>	<b>145</b>
2. Nick Diaz	2010-2014	140
3. Brad Bohn	1997-2000	119
4. Steve Steinke	1977-80	95
5. Peter Caldwell	2007-10	86
6. Brock Warren	2012-16	84
Micah Knorr	1993-96	84
8. Dane Kidman	1999-2002	74
9. Josh Thompson	2011-13	72
10. Chris Pella	1963-64	67

PAT Percentage	Years	Pct.
----------------	-------	------

(Minimum 30 Made)

1. <b>Dominik Eberle</b>	<b>2016-pres.</b>	<b>1.000</b>
Russ Moody	1988-89	1.000
Willie Beecher	1981-84	1.000
4. Peter Caldwell	2007-10	.988
5. Josh Thompson	2011-13	.972
6. Nick Diaz	2010-14	.971
Nathan Morreale	1993-94	.971
8. Dene Garner	1985-87	.960
9. Steve Steinke	1977-80	.947
10. Brock Warren	2012-16	.940

### /// SCORING ///

Points Scored	Years	Pts.
1. <b>Dominik Eberle</b>	<b>2016-pres.</b>	<b>308</b>
Robert Turbin	2007-09,11	308
3. Brad Bohn	1997-2000	284
4. Nick Diaz	2010-14	253
5. Tom Larscheid	1959-61	248
6. Abu Wilson	1992, 94-96	246
7. Demario Brown	1996-99	234
8. Steve Steinke	1977-80	204
9. Micah Knorr	1993-96	197
10. Emmett White	1998-01	194

### /// RUSHING ///

Rushing Average	Years	Avg.
-----------------	-------	------

(Minimum 150 Attempts)

1. Michael Smith	2009-11	7.1
2. Tom Larscheid	1959-61	7.0
3. MacArthur Lane	1965-67	6.9
4. Darwin Thompson	2018	6.8
Roy Shivers	1964-65	6.8
6. Kerwynn Williams	2009-12	6.6
7. Buddy Allen	1958-59	6.4
8. <b>Gerold Bright</b>	<b>2016-pres.</b>	<b>6.3</b>
9. Devante Mays	2015-16	6.1
10. Robert Turbin	2007-09,11	5.9

### /// RETURNS ///

Kickoff Returns	Years	Avg.
-----------------	-------	------

(Minimum 25 returns)

1. Overton Curtis	1957-58	31.0
2. <b>Savon Scarver</b>	<b>2017-pres.</b>	<b>30.6</b>
3. Altie Taylor	1966-68	29.3
4. Dexter Pointer	1990	25.6
5. Kevin Robinson	2004-07	25.2
6. Kerwynn Williams	2009-12	25.1
7. Jerome Dennis	2001-04	24.9
8. Chuck Jacobs	2011-12	24.3
9. Kennedy Williams	2013-16	24.2
10. Floyd Foreman	1990-91	24.1

Punt Returns	Years	Avg.
--------------	-------	------

(Minimum 25 returns)

1. Tom Larscheid	1959-61	18.8
2. Kevin Robinson	2004-07	14.1
3. JoJo Natson	2012-2014	11.5
4. Emmett White	1999-01	10.5
John Strycula	1970-71	10.5
6. Fred Fernandes	1981-83	9.7
7. Kendal Smith	1986-88	9.3
Stacy Colbert	1979-80	9.3
9. Cameron Webb	2011-12	8.8
10. <b>Jordan Nathan</b>	<b>2017-pres.</b>	<b>8.7</b>





◀ **NAVY BLUE HELMET / NAVY BLUE JERSEY / NAVY BLUE PANTS**

Games: 18  
Wins: 14  
Losses: 4

2012: vs. Southern Utah (W), vs. Idaho (W)  
2013: vs. Weber St. (W), vs. Wyoming (W)  
2014: vs. Idaho St. (W), vs. San José St. (W)  
2015: vs. Southern Utah (W), vs. BYU (L)  
2016: vs. Weber St. (W), vs. SDSU (L), UNM (L)  
2017: vs. Idaho St. (W), vs. Hawai'i (W), vs. NMSU (L)  
2018: vs. New Mexico St. (W), vs. San José St. (W)  
2019: vs. Stony Brook (W), vs. Nevada (W)



◀ **WHITE HELMET / WHITE JERSEY / WHITE PANTS**

Games: 13  
Wins: 7  
Losses: 6

2012: vs. UNLV (W)  
2013: vs. Weber St. (W), vs. Wyoming (W)  
2014: vs. Wake Forest (W), at Boise St. (L)  
2015: vs. Colorado St. (W)  
2016: vs. Arkansas St. (W), at BYU (L)  
2017: vs. BYU (W), at Air Force (L)  
2018: vs. Air Force (W), at Hawai'i (W)  
2019: at Wake Forest (L), at LSU (L)



◀ **NAVY BLUE HELMET / NAVY BLUE JERSEY / WHITE PANTS**

Games: 8  
Wins: 6  
Losses: 2

2012: New Mexico St. (W)  
2013: vs. Boise St. (L)  
2014: vs. Hawai'i (W)  
2015: vs. UNLV (W)  
2016: vs. Boise St. (W)  
2017: vs. Fresno St. (W)  
2018: vs. Boise St. (L)  
2019: at Air Force (L)



◀ **NAVY BLUE HELMET / NAVY BLUE JERSEY / PEWTER PANTS**

Games: 8  
Wins: 5  
Losses: 3

2012: vs. Utah (W); vs. Toledo (W)  
2013: vs. BYU (L)  
2014: vs. Air Force (W)  
2015: vs. Wyoming (W)  
2016: vs. Air Force (L)  
2017: vs. Colorado St. (L)  
2018: vs. Tennessee Tech (W)



◀ **NAVY BLUE HELMET / WHITE JERSEY / NAVY BLUE PANTS**

Games: 8  
Wins: 3  
Losses: 5

2012: at BYU (L)  
2013: at San José St. (W), vs. No. Illinois (W)  
2014: at Wyoming (W)  
2015: at New Mexico (L)  
2016: at Wyoming (L)  
2017: at Wake Forest (L)  
2018: at Michigan St. (L)



◀ **WHITE HELMET / NAVY BLUE JERSEY / WHITE PANTS**

Games: 7  
Wins: 6  
Losses: 1

2012: Texas St. (W)  
2013: vs. Colorado St. (W)  
2014: vs. New Mexico (W)  
2015: vs. Nevada (W), vs. vs. Akron (L)  
2018: vs. UNLV (W)  
2019: vs. Colorado St. (W)



◀ **NAVY BLUE HELMET / WHITE JERSEY / PEWTER PANTS**

Games: 7  
Wins: 5  
Losses: 2

2013: at Air Force (W), at UNLV (W)  
2014: at Arkansas St. (L)  
2015: at Air Force (L)  
2017: at San José St. (W), at New Mexico (W)  
2018: at Wyoming (W)



◀ **WHITE HELMET / PEWTER JERSEY / PEWTER PANTS**

Games: 6  
Wins: 4  
Losses: 2

2013: at New Mexico (W)  
2014: at Hawai'i (W)  
2015: at Fresno St. (W)  
2016: at Colorado St. (L), at Nevada (L)  
2017: at UNLV (W)  
2019: at San Diego State (W)



◀ **NAVY BLUE HELMET / PEWTER JERSEY / NAVY BLUE PANTS**

Games: 5  
Wins: 2  
Losses: 3

2012: at Wisconsin (L)  
2014: at BYU (W), vs. UTEP (W)  
2015: at Utah (L)  
2016: at Boise St. (L)



◀ **NAVY BLUE HELMET / WHITE JERSEY / WHITE PANTS**

Games: 4  
Wins: 3  
Losses: 1

2012: at UTSA (W)  
2014: at Tennessee (L)  
2018: at BYU (W), vs. North Texas (W)



◀ **NAVY BLUE HELMET / PEWTER JERSEY / PEWTER PANTS**

Games: 4  
Wins: 2  
Losses: 2

2012: at Colorado St. (W), at Louisiana Tech (W)  
2013: at Utah (L), at Fresno St. (L)



◀ **WHITE HELMET / WHITE JERSEY / BLUE PANTS**

Games: 4  
Wins: 0  
Losses: 4

2014: at Colorado St. (L)  
2015: at San Diego St. (L)  
2017: at Wisconsin (L)  
2018: at Boise St. (L)



◀ **WHITE HELMET / WHITE JERSEY / PEWTER PANTS**

Games: 3  
Wins: 1  
Losses: 2

2015: at Washington (L)  
2016: at USC (L)  
2018: at Colorado St. (W)



◀ **WHITE HELMET / PEWTER JERSEY / WHITE PANTS**

Games: 2  
Wins: 1  
Losses: 1

2012: at San José State (W)  
2013: at USC (L)



◀ **WHITE HELMET / NAVY BLUE JERSEY / NAVY BLUE PANTS**

Games: 1  
Wins: 0  
Losses: 1

2017: vs. Wyoming (L)





# GARY ANDERSEN



- **Utah, 1986**
- **10th Season as Division I Head Coach (56-55 Record)**
- **Fifth Season at Utah State (30-27 Record)**

Gary Andersen (hired on Dec. 9, 2018) makes his return to Utah State after serving as USU's head coach for four seasons (2009-12). Andersen is the first of 27 coaches in USU history to serve as head coach multiple times.

In all, Andersen is entering his 10th season as a Division I head coach, including his fifth at Utah State, and has 30 years of coaching experience. He has been involved in 12 bowl games, including four New Year's Day bowls.

As a head coach, he led Utah State to the 2012 Western Athletic Conference Championship and Wisconsin to the 2014 Big Ten Conference West Division title and has coached 16 NFL Draft picks, including six at USU.

During his career, Andersen was a finalist for the Eddie Robinson Coach of the Year Award at Utah State in 2012, along with being named the WAC Coach of the Year, and a semifinalist for the Maxwell Coach of the Year Award (2013) and George Munger Coach of the Year Award (2013, 2014) as the head coach at Wisconsin. He was also a finalist for the Frank Broyles Award at Utah in 2008, which is given to the top assistant in college football.

Academically, three of Andersen's teams finished in the top-10 nationally in Academic Progress Rate, in addition to 160 academic all-conference honorees.

During his four-year tenure with the Aggies from 2009-12, Andersen posted a 26-24 overall record, including the school's first back-to-back winning seasons (7-6 in 2011 and 11-2 in 2012) since 1979-80. He was also the first head coach since Phil Krueger (1973-75) to notch an overall winning record.

When initially hired by Utah State on Dec. 4, 2008, Andersen inherited a football program that had suffered through 11 straight losing seasons and only had two winning campaigns in 28 years. Fast forward six years since his departure, and Andersen is inheriting a program that has now appeared in seven bowl games in the past eight years after playing in just four bowl games prior to his arrival.

In just his third year at Utah State, Andersen's 2011 club became the first Aggie team to win seven games since 1993 and the first USU team to play in a bowl game in 14 years. The following season, Andersen led USU to its best season ever with a school-record 11 wins, going undefeated in the WAC and capturing its first outright league title since 1936. USU also won just its second-ever bowl game that season with a 41-15 victory against Toledo in the Famous Idaho Potato Bowl. USU finished the 2012 campaign with an 11-2 record and was one of just two teams in school history at the time, along with the 1961 club, to finish the season nationally ranked as it was 16th in the final Associated Press poll, 17th in the final Coaches poll and 23rd in the final BCS standings.

During his four years as Utah State's head coach, Andersen built an Aggie football program that set numerous school records, including wins (11), points scored (454), total offense (6,108 yards) and yards per game (469.8) in 2012, and touchdowns (60), rushing yards (3,675) and rushing touchdowns (37) in 2011. The 282.7 rushing yards per game in 2011 ranked sixth in the nation that year and are the second-most in school history. Furthermore, the 34.9 points per game scored in 2012 were the second-most in school history at the time, while that team's defense allowed just 322.1 yards and 15.4 points per game, its fewest at USU since the 1960s. Furthermore, those 15.4 points allowed per game in 2012 ranked seventh nationally.

During his final two seasons at Utah State, Andersen led the Aggies to an 18-8 record, including an 11-2 conference mark.

While at Utah State, Andersen coached six Aggies who went on to earn All-American honors (Will Davis, Kerwynn Williams, Tyler Larsen, Nevin Lawson, Zach Vigil and Kyler Fackrell) and 10 Aggies who played in the NFL, including current Seattle Seahawks linebacker Bobby Wagner, who was selected in the second round of the 2012 NFL Draft. Furthermore, Andersen coached 27 players that earned various all-conference honors during his time in Logan, including running back Robert Turbin, who was named the WAC's Offensive Player of the Year in 2011 and has spent the past seven seasons in the NFL.

Andersen comes back to Utah State after spending the 2018 season as the associate head coach and defensive line coach at the University of Utah, where the Utes posted a 9-4 record and advanced to the Pac-12 Championship game after winning the Pac-12 South. At Utah, Andersen helped coach 10 defensive starters to all-conference honors, including all three of his starters on the defensive line.

In all, Andersen spent 12 years on staff at Utah during three different stints, including helping the Utes to undefeated seasons in 2004 and 2008 as they played in the Fiesta Bowl and Sugar Bowl, respectively. During his time at Utah, Andersen coached two All-Americans, two conference defensive Most Valuable Players, 22 first-team all-conference honorees and 16 NFL draft picks.

Following his four years as Utah State's head coach, Andersen spent two seasons as the

### /// THE ANDERSEN FILE ///

#### COACHING EXPERIENCE

2019	Utah State – Head Coach/DT
2018	Utah – Associate Head Coach/DL
2015-17	Oregon State – Head Coach
2013-14	Wisconsin – Head Coach
2009-12	Utah State – Head Coach
2005-08	Utah – Asst. HC/Def. Coordinator/DL
2004	Utah – Defensive Line
2003	Southern Utah – Head Coach
2002	Utah – Asst. HC/ST Coordinator/DL
2001	Utah – Assistant Head Coach/DT
1997-00	Utah – Defensive Tackles
1995-96	Northern Arizona – Asst. HC/DL/ST
1994	Park City (Utah) HS – Head Coach
1992-93	Idaho State – Defensive Line
1989-91	Ricks College – Offensive Line
1988	Southeastern Louisiana – Asst. HC/OC

#### BOWL GAMES (12)

Wisconsin (2) - 2014 Outback; 2013 Capital One  
Utah State (2) - 2012 & 2011 Famous Idaho Potato  
Utah (8) - 2018 Holiday; 2008 Sugar; 2007 Poinsettia;  
2006 Armed Forces; 2005 Emerald; 2004 Fiesta; 2001  
& 1999 Las Vegas

#### CONFERENCE/DIVISION CHAMPIONSHIPS (2)

Wisconsin (1) - Big Ten West, 2014  
Utah State (1) - WAC, 2012

#### COACH OF THE YEAR HONORS

Wisconsin - Maxwell Coach of the Year Semifinalist, 2013; George Munger Coach of the Year Semifinalist, 2013, 2014  
Utah State - WAC Coach of the Year, 2012; Eddie Robinson Coach of the Year Finalist, 2012  
Utah - Frank Broyles Assistant Coach of the Year Finalist, 2008

#### PLAYING EXPERIENCE

1985-86 Utah – Offensive Center  
1983-84 Ricks College - Offensive Center

#### EDUCATION

1986 Utah – Political Science (B.S.)

#### FAMILY

Wife, Stacey; Sons, Keegan (Jen), Chasen (Marquelle), Hagen (Kaitlin); Grandchildren, Raylen, Baylor





head coach at Wisconsin (2013-14) and three years as the head coach at Oregon State (2015-17). At Wisconsin, he led the Badgers to a 19-7 record, a Big Ten divisional championship in 2014 and appearances in the Capital One Bowl and Outback Bowl.

During his two years at Wisconsin, Andersen coached five All-Americans and had seven players selected in the NFL Draft. In 2013, Chris Borland was named a first-team All-American, and the Big Ten Conference Linebacker and Defensive Player of the Year. In 2014, Andersen coached Melvin Gordon, the nation's leading rusher and scorer in 2014, to the Big Ten Conference Offensive Player of the Year Award and a runner-up finish for the Heisman Trophy.

And at Oregon State, Andersen had three players drafted into the NFL in Isaac Seumalo, Sean Harlow and Treston Decoud, and coached two Freshman All-Americans in Xavier Crawford and Gus Lavaka and 12 all-league player.

Andersen's coaching career began in 1988 as the assistant head coach and offensive coordinator at Southeastern Louisiana, where he coached for one season before going to Ricks College from 1989-92 as the offensive line coach. His other coaching stints include Idaho State (1992-94, defensive line), Park City HS (1994-95, head coach) and Northern Arizona (1995-96, assistant head coach/defensive line/special teams). Andersen also spent the 2003 season as the head coach at Southern Utah.

A 1986 graduate of Utah, Andersen earned his bachelor's degree in political science. He played center for Utah from 1985-86 after garnering first-team juco All-America honors in 1984 at Ricks College.

Andersen is married to the former Stacey Lambert, and they have three grown children: Keegan (Jen), and twins Chasen (Marquelle) and Hagen (Kaitlin), one grandson (Raylen), and one granddaughter (Baylor).



/// ANDERSEN-ERA STANDOUTS ///

**NFL DRAFT PICKS**

Utah State					
Yr.	Rd.	Pick	Player	Team	
2011	3	90	Curtis Marsh, CB	Philadelphia	
2012	2	47	Bobby Wagner, LB	Seattle	
2012	4	111	Robert Turbin, RB	Seattle	
2012	7	212	Michael Smith, RB	Tampa Bay	
2013	3	93	Will Davis, CB	Miami	
2013	7	230	Kerwynn Williams, RB	Indianapolis	

**Wisconsin**

Yr.	Rd.	Pick	Player	Team	
2014	3	68	Dezmen Southward, DB	Atlanta	
2014	3	77	Chris Borland, LB	San Francisco	
2014	4	130	James White, RB	New England	
2014	5	176	Jared Abbrederis, WR	Green Bay	
2014	7	224	Beau Allen, DT	Philadelphia	
2015	1	15	Melvin Gordon, RB	San Diego	
2015	2	57	Rob Havenstein, OT	St. Louis	

**Oregon State**

Yr.	Rd.	Pick	Player	Team	
2016	3	79	Isaac Seumalo, OC	Philadelphia	
2017	4	136	Sean Harlow, OL	Atlanta	
2017	5	169	Treston Decoud, CB	Houston	

**ALL-AMERICANS**

**Utah State**

2012	Will Davis	Cornerback
2012	Kerwynn Williams	Running Back
2012	Kyler Fackrell (Freshman)	Linebacker

**Wisconsin**

2013	Chris Borland	Linebacker
2013	Ryan Groy	Offensive Line
2014	Kyle Costigan	Offensive Line
2014	Melvin Gordon	Running Back
2014	Rob Havenstein	Offensive Line

**Oregon State**

2016	Xavier Crawford (Freshman)	Cornerback
2016	Gus Lavaka (Freshman)	Offensive Line

**INDIVIDUAL AWARDS**

**Utah State**

2011	Robert Turbin	Running Back
	WAC Offensive Player of the Year	

**Wisconsin**

2014	Melvin Gordon	Running Back
	Heisman Trophy (runner-up)	
	Doak Walker Award (winner)	
	Big Ten Offensive Player of the Year	
	Walter Camp (finalist)	
	Maxwell Award (finalist)	
2013	Melvin Gordon	Running Back
	Maxwell Award (semifinalist)	
	Doak Walker Award (semifinalist)	
2013	Chris Borland	Linebacker
	Big Ten Defensive Player of the year	
	Chuck Bednarik Award (semifinalist)	
	Butkus Award (semifinalist)	
	Lott IMPACT Trophy (finalist)	
2013	Burlsworth Trophy	
	Jared Abbrederis (winner)	Wide Receiver



**Robert Turbin** earned Western Athletic Conference Offensive Player of the Year honors as a junior at Utah State in 2011 under Andersen. Turbin spent six years in the NFL.



**Bobby Wagner** earned first-team all-WAC honors three-straight years at Utah State under Andersen. Wagner is in his eighth season in the NFL and is a four-time first-team All-Pro.



**Will Davis** earned third-team All-American honors following his senior season at Utah State under Andersen. Davis spent six years in the NFL.



**Kerwynn Williams** earned honorable mention All-American honors following his senior season at Utah State under Andersen. Williams is in his seventh season in the NFL.





1 - GEROLD BRIGHT
RB • 5-10 • 190 • SR-3L
Pensacola, Fla.
(Escambia HS)

CAREER STATS - RUSHING

Table with columns: Year, G/GS, Rush, Yds, Avg, TD, Long. Rows for 2016-2019 and a TOTAL row.

CAREER HIGHS - RUSHING

Rushes: 36, vs. Colorado State (9/28/19)
Yards: 179, vs. Colorado State (9/28/19)
Rushing TDs: 3, at Hawai'i (11/3/18)
Long Rush: 75, at Air Force (11/25/17)

CAREER STATS - RECEIVING

Table with columns: Year, Rec, Yds, Avg, TD, Long. Rows for 2016-2019 and a TOTAL row.

CAREER HIGHS - RECEIVING

Receptions: 4, at Wake Forest (8/30/19)
Receiving Yards: 83, at Boise State (11/24/18)
Receiving TDs: 1, five times
Long Catch: 83, at Boise State (11/24/18)

CAREER STATS - KICKOFF RETURNS

Table with columns: Year, Ret, Yds, Avg, TD, LG. Rows for 2016-2019 and a TOTAL row.

CAREER HIGHS - KICKOFF RETURNS

Returns: 4, vs. San Diego State (10/28/16)
Yards: 69, vs. San Diego State (10/28/16)
Long Return: 29, at Colorado State (10/8/16)

CAREER HIGHS - DEFENSE

Tackles: 1, four times
FR: 1, at Boise State (10/1/16)

GAME-BY-GAME RUSHING

Table with columns: Year, G/GS, Att, Yds, Avg, TD, LG. Rows for 2019 and 2018 seasons.

Summary table for 2019 season: at CSU, at BSU, vs. UNT.

Summary table for 2017 season: at WIS, ISU, at WF, at SJSU, BYU, CSU, WYO, at UNLV, BSU, at UNM, UH, at AFA, vs. NMSU.

Summary table for 2016 season: WSU, at USC, ASU, AFA, at BSU, at CSU, FS, SDSU, at WYO, UNM, at NEV, at BYU.

GAME-BY-GAME RECEIVING

Table with columns: Year, Ret, Yds, Avg, TD, LG. Rows for 2019 and 2018 seasons.

Summary table for 2018 season: at MSU, NMSU, TTU, AFA, at BYU, UNLV, at WYO, UNM, at UH, SJSU, at CSU, at BSU, vs. UNT.

Summary table for 2017 season: at WIS, ISU, at WF, at SJSU, BYU, CSU, WYO, at UNLV, BSU, at UNM, UH.

Summary table for 2019 season: at AFA, vs. NMSU.

Summary table for 2016 season: WSU, at USC, ASU, AFA, at BSU, at CSU, FS, SDSU, at WYO, UNM, at NEV, at BYU.

GAME-BY-GAME KICKOFF RETURNS

Table with columns: Year, Ret, Yds, Avg, TD, LG. Rows for 2019 and 2018 seasons.

Summary table for 2018 season: at MSU, NMSU, TTU, AFA, at BYU, UNLV, at WYO, UNM, at UH, SJSU, at CSU, at BSU, vs. UNT.

Summary table for 2017 season: at WIS, ISU, at WF, at SJSU, BYU, CSU, WYO, at UNLV, BSU, at UNM, UH, at AFA, vs. NMSU.

Summary table for 2016 season: WSU, at USC, ASU, AFA, at BSU, at CSU, FS, SDSU, at WYO, UNM, at NEV, at BYU.









6 - CAMERON HANEY
CB • 5-10 • 185 • SR-3L
Los Angeles, Calif.
(Cathedral HS)

CAREER STATS - DEFENSE

Table with columns: Year, G/GS, UA-AT-TT, TFL, Sack, INT, PB, FF, FR. Rows for 2016, 2017, 2018, 2019, and TOTAL.

CAREER HIGHS - DEFENSE

Tackles: 8, vs. Fresno State (10/22/16)
Sacks: 1.0, vs. Colorado State (9/28/19)
INT: 1, at LSU (10/5/19)
TFL: 2.0, at Colorado State (11/17/18)
PBU: 3, three times
FF: 1, two times
FR: 1, at New Mexico (11/4/17)

GAME-BY-GAME DEFENSE

Table with columns: Year, G/GS, U-A-T, TFL, Sack, INT, PB, QH, F/R. Rows for 2019 games and 2018 games.

Table with columns: Year, G/GS, U-A-T, TFL, Sack, INT, PB, QH, F/R. Rows for 2018 games.

Table with columns: Year, G/GS, U-A-T, TFL, Sack, INT, PB, QH, F/R. Rows for 2017 games.

Table with columns: Year, G/GS, U-A-T, TFL, Sack, INT, PB, QH, F/R. Rows for 2016 games.

Table with columns: Opponent, G/GS, UA-AT-TT, TFL, Sack, INT, PB, FF, FR. Rows for SDSU, at WYO, UNM, at NEV, at BYU.



6 - ANDREW PEASLEY
QB • 6-2 • 200 • FR-RS
La Grande, Ore.
(La Grande HS)

CAREER STATS - PASSING

Table with columns: Year, G/GS, Cmp, Att, Int, Pct, Yds, TD, LG, EFF. Rows for 2018, 2019, and TOTAL.

CAREER HIGHS - PASSING

Attempts: 8, vs. San José State (11/10/18)
Completions: 3, vs. San José State (11/10/18)
Passing Yards: 19, vs. San José State (11/10/18)
Long Pass: 10, vs. San José State (11/10/18)

CAREER STATS - RUSHING

Table with columns: Year, Rush, Yds, Avg, TD, Long. Rows for 2018, 2019, and TOTAL.

CAREER HIGHS - RUSHING

Rushes: 4, vs. San José State (11/10/18)
Rushing Yards: 83, vs. Stony Brook (9/7/19)
Rushing TD: 1, vs. Stony Brook (9/7/19)
Long Rush: 59, vs. Stony Brook (9/7/19)

CAREER STATS - TOTAL OFFENSE

Table with columns: Year, Rush, Pass, Total, Avg/G. Rows for 2018, 2019, and TOTAL.

GAME-BY-GAME PASSING

Table with columns: Year, G/GS, Cmp, Att, Pct, Yds, TD, INT, LG. Rows for 2019 games and 2018 games.

Table with columns: Year, G/GS, Cmp, Att, Pct, Yds, TD, INT, LG. Rows for 2018 games.

GAME-BY-GAME RUSHING

Table with columns: Year, Att, Yds, Avg, TD, LG. Rows for 2019 games.

Table with columns: Opponent, G/GS, UA-AT-TT, TFL, Sack, INT, PB, FF, FR. Rows for NEV, at AFA, BYU, at FS, WYO, BSU, at UNM.

Table with columns: Year, Att, Yds, Avg, TD, LG. Rows for 2018 games.



7 - DJ WILLIAMS
CB • 5-9 • 180 • SR-1L
Smyrna, Tenn.
(Smyrna HS)
(Independence CC)

CAREER STATS - DEFENSE

Table with columns: Year, G/GS, UA-AT-TT, TFL, Sack, INT, PB, FF, FR. Rows for 2018, 2019, and TOTAL.

CAREER HIGHS - DEFENSE

Tackles: 14, at Air Force (9/26/19)
Sacks: 1.0, vs. New Mexico State (9/8/18)
TFL: 3.0, vs. New Mexico State (9/8/18)
INT: 2, vs. North Texas (12/15/18)
PBU: 3, two times
FF: 1, vs. Tennessee Tech (9/13/18)
FR: 1, at Air Force (9/26/19)
QBH: 1, vs. New Mexico State (9/8/18)

GAME-BY-GAME DEFENSE

Table with columns: Year, G/GS, U-A-T, TFL, Sack, INT, PB, QH, F/R. Rows for 2019 games and 2018 games.

Table with columns: Year, G/GS, U-A-T, TFL, Sack, INT, PB, QH, F/R. Rows for 2018 games.



















Table with columns: 2018, G/GS, U-A-T, TFL, Sack, INT, PB, QH, F/R. Rows include games at MSU, NMSU, TTU, AFA, at BYU, UNLV, at WYO, UNM, at UH, SJSU, at CSU, at BSU, vs. UNT.

26 - CHASE NELSON
RB • 5-10 • 200 • JR-1L
Logan, Utah
(Logan HS)

CAREER STATS - RUSHING
Year G/GS Rush Yds Avg TD Long
2019 7/0 0 0 0.0 0 0

CAREER STATS - RECEIVING
Year Rec Yds Avg TD Long
2019 0 0 0.0 0 0

GAME-BY-GAME RUSHING
2019 G/GS Att Yds Avg TD LG
at WF 1/0 0 0 0 0 0
SB 1/0 0 0 0 0 0
at SDSU 1/0 0 0 0 0 0
CSU 1/0 0 0 0 0 0
at LSU 1/0 0 0 0 0 0
NEV 1/0 0 0 0 0 0
at AFA 0/0 0 0 0 0 0
BYU 0/0 0 0 0 0 0
at FS 0/0 0 0 0 0 0
WYO 0/0 0 0 0 0 0
BSU 0/0 0 0 0 0 0
at UNM 0/0 0 0 0 0 0

GAME-BY-GAME RECEIVING
2019 Rec Yds Avg TD LG
at WF 0 0 0.0 0 0
SB 0 0 0.0 0 0
at SDSU 0 0 0.0 0 0
CSU 0 0 0.0 0 0
at LSU 0 0 0.0 0 0
NEV 0 0 0.0 0 0
at AFA 0 0 0.0 0 0
BYU 0 0 0.0 0 0
at FS 0 0 0.0 0 0
WYO 0 0 0.0 0 0
BSU 0 0 0.0 0 0
at UNM 0 0 0.0 0 0

CAREER STATS - DEFENSE
Year G/GS UA-AT-TT TFL Sack INT PB FF FR
2018 13/0 10-6-16 1.0-7 1.0-7 0-0 0 1 0
2019 7/0 1-2-3 0.0-0 0.0-0 0-0 0 0 0
TOTAL 20/0 11-8-19 1.0-7 1.0-7 0-0 0 1 0

CAREER HIGHS - DEFENSE
Tackles: 6, vs. Tennessee Tech (9/13/18)
Sacks: 1.0, vs. Tennessee Tech (9/13/18)
TFL: 1.0, vs. Tennessee Tech (9/13/18)
FF: 1, vs. New Mexico (10/27/18)

GAME-BY-GAME DEFENSE
2019 G/GS U-A-T TFL Sack INT PB QH F/R
at WF 1/0 0-0-0 0.0-0 0.0-0 0 0 0 0/0
SB 1/0 1-0-1 0.0-0 0.0-0 0 0 0 0/0
at SDSU 1/0 0-0-0 0.0-0 0.0-0 0 0 0 0/0
CSU 1/0 0-0-0 0.0-0 0.0-0 0 0 0 0/0

Table with columns: at LSU, NEV, at AFA, BYU, at FS, WYO, BSU, at UNM. Rows include games at LSU, NEV, at AFA, BYU, at FS, WYO, BSU, at UNM.

Table with columns: 2018, G/GS, U-A-T, TFL, Sack, INT, PB, QH, F/R. Rows include games at MSU, NMSU, TTU, AFA, at BYU, UNLV, at WYO, UNM, at UH, SJSU, at CSU, at BSU, vs. UNT.

27 - ENOCH NAWAHINE
RB • 6-1 • 195 • FR-HS
Kahuku, Hawaii
(Kahuku HS)

CAREER STATS - RUSHING
Year G/GS Rush Yds Avg TD Long
2019 4/0 15 34 2.3 0 7

CAREER HIGHS - RUSHING
Rushes: 8, vs. Stony Brook (9/7/19)
Rushing Yards: 24, vs. Stony Brook (9/7/19)
Long Rush: 7, vs. Stony Brook (9/7/19)

CAREER STATS - RECEIVING
Year Rec Yds Avg TD Long
2019 1 -6 -6.0 0 0

CAREER HIGHS - RECEIVING
Receptions: 1, at LSU (10/5/19)
Yards: -6, at LSU (10/5/19)

GAME-BY-GAME RUSHING
2019 G/GS Att Yds Avg TD LG
at WF 0/0 0 0 0 0 0
SB 1/0 8 24 3.0 0 7
at SDSU 0/0 0 0 0 0 0
CSU 0/0 0 0 0 0 0
at LSU 1/0 7 10 1.4 0 4
NEV 1/0 0 0 0 0 0
at AFA 1/0 0 0 0 0 0
BYU 0/0 0 0 0 0 0
at FS 0/0 0 0 0 0 0
WYO 0/0 0 0 0 0 0
BSU 0/0 0 0 0 0 0
at UNM 0/0 0 0 0 0 0

GAME-BY-GAME RECEIVING
2019 Rec Yds Avg TD LG
at WF 0 0 0.0 0 0
SB 0 0 0.0 0 0
at SDSU 0 0 0.0 0 0
CSU 0 0 0.0 0 0
at LSU 1 -6 -6.0 0 0
NEV 0 0 0.0 0 0
at AFA 0 0 0.0 0 0
BYU 0 0 0.0 0 0
at FS 0 0 0.0 0 0
WYO 0 0 0.0 0 0
BSU 0 0 0.0 0 0
at UNM 0 0 0.0 0 0



33 - KEVIN MEITZENHEIMER
LB • 6-0 • 230 • JR-2L
Moreno Valley, Calif.
(Moreno Valley HS)

CAREER STATS - DEFENSE
Year G/GS UA-AT-TT TFL Sack INT PB FF FR
2017 10/0 8-11-19 0.0-0 0.0-0 0-0 0 0 0
2018 9/0 8-5-13 2.0-3 0.0-0 1-0 0 0 0
2019 7/7 29-18-47 1.0-1 0.0-0 1-4 1 1 0
TOTAL 26/7 46-33-79 3.0-4 0.0-0 2-4 1 1 0

CAREER HIGHS - DEFENSE
Tackles: 13, at LSU (10/5/19)
TFL: 1.0, three times
INT: 2, two times
PBU: 1, vs. Stony Brook (9/7/19)
FF: 1, at LSU (10/5/19)
QBH: 1, vs. UNLV (10/13/18)

GAME-BY-GAME DEFENSE
2019 G/GS U-A-T TFL Sack INT PB QH F/R
at WF 1/1 7-2-9 0.0-0 0.0-0 0 0 0 0/0
SB 1/1 1-2-3 0.0-0 0.0-0 0 1 0 0/0
at SDSU 1/1 4-5-9 1.0-1 0.0-0 0 0 0 0/0
CSU 1/1 0-2-2 0.0-0 0.0-0 0 0 0 0/0
at LSU 1/1 12-1-13 0.0-0 0.0-0 0 0 0 1/0
NEV 1/1 2-2-4 0.0-0 0.0-0 1 0 0 0/0
at AFA 1/1 4-3-7 0.0-0 0.0-0 0 0 0 0/0
BYU 0/0 0-0-0 0.0-0 0.0-0 0 0 0 0/0
at FS 0/0 0-0-0 0.0-0 0.0-0 0 0 0 0/0
WYO 0/0 0-0-0 0.0-0 0.0-0 0 0 0 0/0
BSU 0/0 0-0-0 0.0-0 0.0-0 0 0 0 0/0
at UNM 0/0 0-0-0 0.0-0 0.0-0 0 0 0 0/0

Table with columns: 2018, G/GS, U-A-T, TFL, Sack, INT, PB, QH, F/R. Rows include games at MSU, NMSU, TTU, AFA, at BYU, UNLV, at WYO, UNM, at UH, SJSU, at CSU, at BSU, vs. UNT.

Table with columns: 2017, G/GS, U-A-T, TFL, Sack, INT, PB, QH, F/R. Rows include games at WIS, ISU, at WF, at SJSU, BYU, CSU, WYO, at UNLV, BSU, at UNM, UH, at AFA, vs NMSU.





34 - RILEY BURT
RB • 6-1 • 215 • GR-TR
Mantua, Utah
(Box Elder HS)
(BYU)

CAREER STATS - RUSHING

Table with columns: Year, G/GS, Rush, Yds, Avg, TD, Long. Row for 2019: 6/0, 17, 62, 3.6, 0, 21

CAREER HIGHS - RUSHING

Rushes: 6, vs. Stony Brook (9/7/19)
Rushing Yards: 33, vs. Nevada (10/19/19)
Long Rush: 21, vs. Nevada (10/19/19)

CAREER STATS - RECEIVING

Table with columns: Year, Rec, Yds, Avg, TD, Long. Row for 2019: 2, 9, 4.5, 0, 11

CAREER HIGHS - RECEIVING

Receptions: 1, two times
Yards: 11, vs. Stony Brook (9/7/19)
Long Catch: 11, vs. Stony Brook (9/7/19)

GAME-BY-GAME RUSHING

Table with columns: 2019, G/GS, Att, Yds, Avg, TD, LG. Rows for various opponents like WF, SB, SDSU, etc.

GAME-BY-GAME RECEIVING

Table with columns: 2019, Rec, Yds, Avg, TD, LG. Rows for various opponents like WF, SB, SDSU, etc.



34 - DANIEL LANGI
DE • 6-0 • 230 • SO-SQ
South Jordan, Utah
(Bingham HS)

CAREER STATS - DEFENSE

Table with columns: Year, G/GS, UA-AT-TT, TFL, Sack, INT, PB, FF, FR. Row for 2019: 0/0, 0-0-0, 0.0-0, 0.0-0, 0-0, 0, 0, 0

CAREER HIGHS - DEFENSE

Tackles: 2, vs. Tennessee Tech (9/13/18)
TFLs: 0.5, vs. Tennessee Tech (9/13/18)

GAME-BY-GAME DEFENSE

Table with columns: 2019, G/GS, U-A-T, TFL, Sack, INT, PB, QH, F/R. Rows for various opponents like WF, SB, SDSU, etc.

Table with columns: at AFA, BYU, at FS, WYO, BSU, at UNM. Rows for various opponents with G/GS, U-A-T, TFL, Sack, INT, PB, QH, F/R.

Table with columns: 2018, G/GS, U-A-T, TFL, Sack, INT, PB, QH, F/R. Rows for various opponents like MSU, NMSU, TTU, etc.



37 - SAM LOCKETT
S • 6-0 • 190 • FR-RS
Spokane, Wash.
(Gonzaga Prep)

CAREER STATS - DEFENSE

Table with columns: Year, G/GS, UA-AT-TT, TFL, Sack, INT, PB, FF, FR. Row for 2019: 7/0, 4-1-5, 0.0-0, 0.0-0, 0-0, 0, 0, 0

CAREER HIGHS - DEFENSE

Tackles: 2, at LSU (10/5/19)

GAME-BY-GAME DEFENSE

Table with columns: 2019, G/GS, U-A-T, TFL, Sack, INT, PB, QH, F/R. Rows for various opponents like WF, SB, SDSU, etc.



38 - ERIC MUNOZ
LB • 6-0 • 230 • JR-RS
Belvidere, Ill.
(Belvidere HS)
(San Diego Mesa CC)

CAREER STATS - DEFENSE

Table with columns: Year, G/GS, UA-AT-TT, TFL, Sack, INT, PB, FF, FR. Row for 2019: 2/0, 0-0-0, 0.0-0, 0.0-0, 0-0, 0, 0, 0

CAREER HIGHS - DEFENSE

Tackles: 5, vs. Tennessee Tech (9/13/18)
TFLs: 0.5, vs. Tennessee Tech (9/13/18)

GAME-BY-GAME DEFENSE

Table with columns: 2019, G/GS, U-A-T, TFL, Sack, INT, PB, QH, F/R. Rows for various opponents like WF, SB, SDSU, etc.

Table with columns: BSU, at UNM. Rows for various opponents with G/GS, U-A-T, TFL, Sack, INT, PB, QH, F/R.

Table with columns: 2018, G/GS, U-A-T, TFL, Sack, INT, PB, QH, F/R. Rows for various opponents like MSU, NMSU, TTU, etc.



39 - MAIKA MAGALEI
LB • 6-1 • 235 • RS-SO-1L
Lakewood, Wash.
(Lakes HS)

CAREER STATS - DEFENSE

Table with columns: Year, G/GS, UA-AT-TT, TFL, Sack, INT, PB, FF, FR. Row for 2019: 1/0, 1-0-1, 0.0-0, 0.0-0, 0-0, 0, 0, 0

CAREER HIGHS - DEFENSE

Tackles: 4, vs. New Mexico State (9/8/18)
Sacks: 1.0, two times
TFLs: 1.0, two times
FF: 1, vs. New Mexico State (9/8/18)
FR: 1, at San José State (9/23/17)
TD: 1, at San José State (9/23/17)
QBH: 1, vs. Boise State (10/28/17)

GAME-BY-GAME DEFENSE

Table with columns: 2019, G/GS, U-A-T, TFL, Sack, INT, PB, QH, F/R. Rows for various opponents like WF, SB, SDSU, etc.

Table with columns: 2018, G/GS, U-A-T, TFL, Sack, INT, PB, QH, F/R. Rows for various opponents like MSU, NMSU, TTU, etc.

Table with columns: 2017, G/GS, U-A-T, TFL, Sack, INT, PB, QH, F/R. Rows for various opponents like WIS, ISU, at WF, etc.









55 - CHRISTIAN LaVALLE  
DT • 5-11 • 240 • FR- HS  
Mission Viejo, Calif.  
(Mission Viejo HS)

CAREER STATS - DEFENSE

Year G/GS UA-AT-TT TFL Sack INT PB FF FR
2019 3/0 0-0-0 0.0-0 0.0-0 0-0 0 0 0 0

GAME-BY-GAME DEFENSE

2019 G/GS U-A-T TFL Sack INT PB QH F/R
at WF 0/0 0-0-0 0.0-0 0.0-0 0 0 0 0 0/0
SB 1/0 0.0-0 0.0-0 0.0-0 0 0 0 0 0/0
at SDSU 0/0 0-0-0 0.0-0 0.0-0 0 0 0 0 0/0
CSU 1/0 0-0-0 0.0-0 0.0-0 0 0 0 0 0/0
at LSU 1/0 0-0-0 0.0-0 0.0-0 0 0 0 0 0/0
NEV 0/0 0-0-0 0.0-0 0.0-0 0 0 0 0 0/0
at AFA 0/0 0-0-0 0.0-0 0.0-0 0 0 0 0 0/0
BYU 0/0 0-0-0 0.0-0 0.0-0 0 0 0 0 0/0
at FS 0/0 0-0-0 0.0-0 0.0-0 0 0 0 0 0/0
WYO 0/0 0-0-0 0.0-0 0.0-0 0 0 0 0 0/0
BSU 0/0 0-0-0 0.0-0 0.0-0 0 0 0 0 0/0
at UNM 0/0 0-0-0 0.0-0 0.0-0 0 0 0 0 0/0



57 - BRANDON PADA  
LS • 5-10 • 210 • JR-1L  
Glendale, Ariz.  
(Mountain Ridge HS)

CAREER STATS - DEFENSE

Year G/GS UA-AT-TT TFL Sack INT PB FF FR
2017 0/0 0-0-0 0.0-0 0.0-0 0-0 0 0 0 0
2018 13/0 0-0-0 0.0-0 0.0-0 0-0 0 0 0 0
2019 7/0 0-0-0 0.0-0 0.0-0 0-0 0 0 0 0
TOTAL 20/0 0-0-0 0.0-0 0.0-0 0-0 0 0 0 0

GAME-BY-GAME DEFENSE

2019 G/GS U-A-T TFL Sack INT PB QH F/R
at WF 1/0 0-0-0 0.0-0 0.0-0 0 0 0 0 0/0
SB 1/0 0.0-0 0.0-0 0.0-0 0 0 0 0 0/0
at SDSU 1/0 0-0-0 0.0-0 0.0-0 0 0 0 0 0/0
CSU 1/0 0-0-0 0.0-0 0.0-0 0 0 0 0 0/0
at LSU 1/0 0-0-0 0.0-0 0.0-0 0 0 0 0 0/0
NEV 1/0 0-0-0 0.0-0 0.0-0 0 0 0 0 0/0
at AFA 1/0 0-0-0 0.0-0 0.0-0 0 0 0 0 0/0
BYU 0/0 0-0-0 0.0-0 0.0-0 0 0 0 0 0/0
at FS 0/0 0-0-0 0.0-0 0.0-0 0 0 0 0 0/0
WYO 0/0 0-0-0 0.0-0 0.0-0 0 0 0 0 0/0
BSU 0/0 0-0-0 0.0-0 0.0-0 0 0 0 0 0/0
at UNM 0/0 0-0-0 0.0-0 0.0-0 0 0 0 0 0/0
2018 G/GS U-A-T TFL Sack INT PB QH F/R
at MSU 1/0 0-0-0 0.0-0 0.0-0 0 0 0 0 0/0
NMSU 1/0 0-0-0 0.0-0 0.0-0 0 0 0 0 0/0
TTU 1/0 0-0-0 0.0-0 0.0-0 0 0 0 0 0/0
AFA 1/0 0-0-0 0.0-0 0.0-0 0 0 0 0 0/0
at BYU 1/0 0-0-0 0.0-0 0.0-0 0 0 0 0 0/0
UNLV 1/0 0-0-0 0.0-0 0.0-0 0 0 0 0 0/0
at WYO 1/0 0-0-0 0.0-0 0.0-0 0 0 0 0 0/0
UNM 1/0 0-0-0 0.0-0 0.0-0 0 0 0 0 0/0
at UH 1/0 0-0-0 0.0-0 0.0-0 0 0 0 0 0/0
SJSU 1/0 0-0-0 0.0-0 0.0-0 0 0 0 0 0/0
at CSU 1/0 0-0-0 0.0-0 0.0-0 0 0 0 0 0/0
at BSU 1/0 0-0-0 0.0-0 0.0-0 0 0 0 0 0/0
vs. UNT 1/0 0-0-0 0.0-0 0.0-0 0 0 0 0 0/0



58 - DEMYTRICK AL'IFUA  
OL • 6-3 • 305 • JR-2L  
San Leandro, Calif.  
(San Leandro HS)

CAREER STATS - OFFENSIVE LINE

Year G/GS Snp Grd Tch Eff. Ass. KD
2017 13/2 399 NA NA NA NA 20.0
2018 13/2 380 NA NA NA NA 19.0
2019 7/7 490 NA NA NA NA 17.5
TOTAL 33/11 1,269 NA NA NA NA 56.5

GAME-BY-GAME - OFFENSIVE LINE

2019 G/GS Snp Grd Tch Eff. Ass. KD
at WF 1/1 81 NA NA NA NA 5.5
SB 1/1 74 NA NA NA NA 2
at SDSU 1/1 77 NA NA NA NA 0
CSU 1/1 91 NA NA NA NA 2
at LSU 1/1 53 NA NA NA NA 2
NEV 1/1 77 NA NA NA NA 4
at AFA 1/1 37 NA NA NA NA 2
BYU 0/0 0 0 0 0 0 0
at FS 0/0 0 0 0 0 0 0
WYO 0/0 0 0 0 0 0 0
BSU 0/0 0 0 0 0 0 0
at UNM 0/0 0 0 0 0 0 0

2018 G/GS Snp Grd Tch Eff. Ass. KD
at MSU 1/0 40 NA NA NA NA 2
NMSU 1/0 34 NA NA NA NA 4
TTU 1/0 28 NA NA NA NA 0
AFA 1/0 23 NA NA NA NA 1
at BYU 1/0 44 NA NA NA NA 4
UNLV 1/1 40 NA NA NA NA 1
at WYO 1/1 55 NA NA NA NA 6
UNM 1/1 31 NA NA NA NA 0
at UH 1/0 24 NA NA NA NA 0
SJSU 1/0 12 NA NA NA NA 0
at CSU 1/0 12 NA NA NA NA 1
at BSU 1/0 10 NA NA NA NA 0
vs. UNT 1/0 17 NA NA NA NA 0

2017 G/GS Snp Grd Tch Eff. Ass. KD
at WIS 1/0 17 NA NA NA NA 2
ISU 1/0 33 NA NA NA NA 2
at WF 1/0 22 NA NA NA NA 0
at SJSU 1/0 25 NA NA NA NA 2
BYU 1/0 16 NA NA NA NA 0
CSU 1/1 62 NA NA NA NA 1
WYO 1/1 80 NA NA NA NA 6
at UNLV 1/0 11 NA NA NA NA 0
BSU 1/0 50 NA NA NA NA 4
at UNM 1/0 15 NA NA NA NA 0
UH 1/0 29 NA NA NA NA 1
at AFA 1/0 9 NA NA NA NA 0
vs NMSU 1/0 30 NA NA NA NA 2



59 - CONNOR COLES  
PK • 6-0 • 190 • RS-SO-SQ  
Bozeman, Mont.  
(Bozeman HS)

CAREER STATS - SCORING

Year PAT FG Total AVG/G
2018 2 0 2 2.0
2019 0 0 0 0.0
TOTAL 2 0 2 2.0

CAREER STATS - POINTS

Points: 2, vs. Tennessee Tech (9/13/18)

CAREER STATS - KICKOFFS

Year GP No. Yds Avg TB
2017 2 3 165 55.0 0
2018 1 1 64 64.0 0
2019 1 3 145 48.3 1
TOTAL 4 7 374 53.4 1

CAREER STATS - KICKOFFS

2019 No Yds Avg TB OB
at WF 0 0 0.0 0 0
SB 3 145 48.3 1 0
at SDSU 0 0 0.0 0 0
CSU 0 0 0.0 0 0
at LSU 0 0 0.0 0 0
NEV 0 0 0.0 0 0
at AFA 0 0 0.0 0 0
BYU 0 0 0.0 0 0
at FS 0 0 0.0 0 0
WYO 0 0 0.0 0 0
BSU 0 0 0.0 0 0
at UNM 0 0 0.0 0 0

2018 No Yds Avg TB OB
at MSU 0 0 0.0 0 0
NMSU 0 0 0.0 0 0
TTU 1 64 64.0 0 0
AFA 0 0 0.0 0 0
at BYU 0 0 0.0 0 0
UNLV 0 0 0.0 0 0
at WYO 0 0 0.0 0 0
UNM 0 0 0.0 0 0
at UH 0 0 0.0 0 0
SJSU 0 0 0.0 0 0
at CSU 0 0 0.0 0 0
at BSU 0 0 0.0 0 0
vs. UNT 0 0 0.0 0 0

2017 No Yds Avg TB OB
at WIS 0 0 0.0 0 0
ISU 2 130 65.0 0 0
at WF 0 0 0.0 0 0
at SJSU 1 35 35.0 0 0
BYU 0 0 0.0 0 0
CSU 0 0 0.0 0 0
WYO 0 0 0.0 0 0
at UNLV 0 0 0.0 0 0
BSU 0 0 0.0 0 0
at UNM 0 0 0.0 0 0
UH 0 0 0.0 0 0
at AFA 0 0 0.0 0 0
vs NMSU 0 0 0.0 0 0



60 - WYATT BOWLES  
OL • 6-4 • 300 • FR-RS  
West Point, Utah  
(Syracuse HS)

CAREER STATS - OFFENSIVE LINE

Year G/GS Snp Grd Tch Eff. Ass. KD
2018 4/0 47 NA NA NA NA 0
2019 0/0 0 NA NA NA NA 0
TOTAL 4/0 47 NA NA NA NA 0

GAME-BY-GAME - OFFENSIVE LINE

2019 G/GS Snp Grd Tch Eff. Ass. KD
at WF 0/0 0 NA NA NA NA 0
SB 0/0 0 NA NA NA NA 0
at SDSU 0/0 0 0 0 0 0 0
CSU 0/0 0 0 0 0 0 0
at LSU 0/0 0 0 0 0 0 0
NEV 0/0 0 0 0 0 0 0
at AFA 0/0 0 0 0 0 0 0
BYU 0/0 0 0 0 0 0 0
at FS 0/0 0 0 0 0 0 0
WYO 0/0 0 0 0 0 0 0
BSU 0/0 0 0 0 0 0 0
at UNM 0/0 0 0 0 0 0 0







Table with columns: Opponent, G/GS, Snp, Grd, Tch, Eff., Ass., KD. Rows include LSU, NEV, AFA, BYU, FS, WYO, BSU, UNM.

Table with columns: Year, G/GS, Snp, Grd, Tch, Eff., Ass., KD. Rows include 2018 season stats for MSU, NMSU, TTU, AFA, UNLV, UNM, SJSU, CSU, BSU, vs. UNT.



66 - MOHELIKA UASIKE
OL • 6-1 • 305 • RS-JR-2L
Eules, Texas
(L.D. Bell HS)

CAREER STATS - OFFENSIVE LINE

Table with columns: Year, G/GS, Snp, Grd, Tch, Eff., Ass., KD. Row for 2019 season.

CAREER STATS - DEFENSE

Table with columns: Year, G/GS, UA-AT-TT, TFL, Sack, INT, PB, FF, FR. Rows for 2016, 2017, 2018, and TOTAL.

CAREER HIGHS - DEFENSE

Tackles: 7, at Air Force (11/25/17)
TFL: 1.0, two times
FF: 1, two times
FR: 1, at Nevada (11/19/26)

GAME-BY-GAME - OFFENSIVE LINE

Table with columns: Year, G/GS, Snp, Grd, Tch, Eff., Ass., KD. Rows for 2019 season games.

GAME-BY-GAME - DEFENSE

Table with columns: Year, G/GS, U-A-T, TFL, Sack, INT, PB, QH, F/R. Rows for 2018 season games.

Table with columns: Year, G/GS, U-A-T, TFL, Sack, INT, PB, QH, F/R. Rows for 2017 season games.

Table with columns: Year, G/GS, U-A-T, TFL, Sack, INT, PB, QH, F/R. Rows for 2016 season games.



72 - ALFRED EDWARDS
OL • 6-7 • 310 • SO-1L
Redlands, Calif.
(Redlands Senior HS)

CAREER STATS - OFFENSIVE LINE

Table with columns: Year, G/GS, Snp, Grd, Tch, Eff., Ass., KD. Rows for 2018, 2019, and TOTAL.

GAME-BY-GAME - OFFENSIVE LINE

Table with columns: Year, G/GS, Snp, Grd, Tch, Eff., Ass., KD. Rows for 2019 season games.

Table with columns: Year, G/GS, Snp, Grd, Tch, Eff., Ass., KD. Rows for 2018 season games.



73 - KYLER HACK
OL • 6-4 • 300 • SO-RS
Las Vegas, Nev.
(Orange Coast CC)

CAREER STATS - OFFENSIVE LINE

Table with columns: Year, G/GS, Snp, Grd, Tch, Eff., Ass., KD. Rows for 2018, 2019, and TOTAL.

GAME-BY-GAME - OFFENSIVE LINE

Table with columns: Year, G/GS, Snp, Grd, Tch, Eff., Ass., KD. Rows for 2019 season games.

Table with columns: Year, G/GS, Snp, Grd, Tch, Eff., Ass., KD. Rows for 2018 season games.



74 - CHANDLER DOLPHIN
OL • 6-3 • 295 • SO-SQ
Sandy, Utah
(Alta HS)

CAREER STATS - OFFENSIVE LINE

Table with columns: Year, G/GS, Snp, Grd, Tch, Eff., Ass., KD. Rows for 2018, 2019, and TOTAL.

GAME-BY-GAME - OFFENSIVE LINE

Table with columns: Year, G/GS, Snp, Grd, Tch, Eff., Ass., KD. Rows for 2019 season games.

Table with columns: Year, G/GS, Snp, Grd, Tch, Eff., Ass., KD. Rows for 2018 season games.









**GAME-BY-GAME RECEIVING**

2019	G/GS	Rec	Yds	Avg	TD	LG
2019	G/GS	Rec	Yds	Avg	TD	LG
at WF	1/1	8	118	14.8	1	28
SB	1/1	5	73	14.6	1	29
at SDSU	1/1	7	74	10.6	0	16
CSU	1/1	2	40	20.0	0	34
at LSU	1/1	2	45	22.5	0	35
NEV	1/1	2	53	26.5	0	48
at AFA	1/1	3	38	12.7	1	27
BYU	0/0	0	0	0.0	0	0
at FS	0/0	0	0	0.0	0	0
WYO	0/0	0	0	0.0	0	0
BSU	0/0	0	0	0.0	0	0
at UNM	0/0	0	0	0.0	0	0



**81 - TIM PATRICK JR.**  
 WR • 6-0 • 185 • FR-RS  
 San Diego, Calif.  
 (Morse HS)

**CAREER STATS - RECEIVING**

Year	G/GS	Rec	Yds	Avg	TD	Long
2018	2/0	0	0	0.0	0	0
2019	3/0	0	0	0.0	0	0
TOTAL	5/0	0	0	0.0	0	0

**GAME-BY-GAME RECEIVING**

2019	G/GS	Rec	Yds	Avg	TD	LG
2019	G/GS	Rec	Yds	Avg	TD	LG
at WF	0/0	0	0	0.0	0	0
SB	1/0	0	0	0.0	0	0
at SDSU	0/0	0	0	0.0	0	0
CSU	1/0	0	0	0.0	0	0
at LSU	0/0	0	0	0.0	0	0
NEV	1/0	0	0	0.0	0	0
at AFA	0/0	0	0	0.0	0	0
BYU	0/0	0	0	0.0	0	0
at FS	0/0	0	0	0.0	0	0
WYO	0/0	0	0	0.0	0	0
BSU	0/0	0	0	0.0	0	0
at UNM	0/0	0	0	0.0	0	0

2018	G/GS	Rec	Yds	Avg	TD	LG
2018	G/GS	Rec	Yds	Avg	TD	LG
at MSU	0/0	0	0	0.0	0	0
NMSU	0/0	0	0	0.0	0	0
TTU	1/0	0	0	0.0	0	0
AFA	0/0	0	0	0.0	0	0
at BYU	0/0	0	0	0.0	0	0
UNLV	1/0	0	0	0.0	0	0
at WYO	0/0	0	0	0.0	0	0
UNM	0/0	0	0	0.0	0	0
at UH	0/0	0	0	0.0	0	0
SJSU	0/0	0	0	0.0	0	0
at CSU	0/0	0	0	0.0	0	0
at BSU	0/0	0	0	0.0	0	0
vs. UNT	0/0	0	0	0.0	0	0



**83 - DEREK WRIGHT**  
 WR • 6-1 • 185 • JR-JC  
 Sterling, Utah  
 (Manti HS)  
 (Snow College)

**CAREER STATS - RECEIVING**

Year	G/GS	Rec	Yds	Avg	TD	Long
2019	6/0	3	40	13.3	1	30

**CAREER HIGHS - RECEIVING**

Receptions: 2, vs. Stony Brook (9/7/19)  
 Receiving Yards: 30, vs. Stony Brook (9/7/19)  
 Receiving TDs: 1, vs. Stony Brook (9/7/19)  
 Long Catch: 30, vs. Stony Brook (9/7/19)

**GAME-BY-GAME RECEIVING**

2019	G/GS	Rec	Yds	Avg	TD	LG
2019	G/GS	Rec	Yds	Avg	TD	LG
at WF	1/0	0	0	0.0	0	0
SB	1/0	2	30	15.0	1	30

at SDSU	1/0	0	0	0.0	0	0
CSU	1/0	0	0	0.0	0	0
at LSU	1/0	1	10	10.0	0	10
NEV	1/0	0	0	0.0	0	0
at AFA	0/0	0	0	0.0	0	0
BYU	0/0	0	0	0.0	0	0
at FS	0/0	0	0	0.0	0	0
WYO	0/0	0	0	0.0	0	0
BSU	0/0	0	0	0.0	0	0
at UNM	0/0	0	0	0.0	0	0



**85 - MOSESE MANU**  
 TE • 6-3 • 250 • JR-JC  
 West Bountiful, Utah  
 (Bountiful HS)  
 (Mt. San Antonio College)

**CAREER STATS - RECEIVING**

Year	G/GS	Rec	Yds	Avg	TD	Long
2019	1/0	0	0	0.0	0	0

**GAME-BY-GAME RECEIVING**

2019	G/GS	Rec	Yds	Avg	TD	LG
2019	G/GS	Rec	Yds	Avg	TD	LG
at WF	0/0	0	0	0.0	0	0
SB	1/0	0	0	0.0	0	0
at SDSU	0/0	0	0	0.0	0	0
CSU	0/0	0	0	0.0	0	0
at LSU	0/0	0	0	0.0	0	0
NEV	0/0	0	0	0.0	0	0
at AFA	0/0	0	0	0.0	0	0
BYU	0/0	0	0	0.0	0	0
at FS	0/0	0	0	0.0	0	0
WYO	0/0	0	0	0.0	0	0
BSU	0/0	0	0	0.0	0	0
at UNM	0/0	0	0	0.0	0	0



**87 - CALEB REPP**  
 TE • 6-5 • 225 • GR-TR  
 Rancho Cucamonga, Calif.  
 (Los Osos HS)  
 (Utah)

**CAREER STATS - RECEIVING**

Year	G/GS	Rec	Yds	Avg	TD	Long
2019	7/2	18	211	11.7	2	40

**CAREER HIGHS - RECEIVING**

Receptions: 5, two times  
 Receiving Yards: 60, vs. Colorado State (9/28/19)  
 Receiving TDs: 1, two times  
 Long Catch: 40, vs. Colorado State (9/28/19)

**GAME-BY-GAME RECEIVING**

2019	G/GS	Rec	Yds	Avg	TD	LG
2019	G/GS	Rec	Yds	Avg	TD	LG
at WF	1/1	5	59	11.8	0	23
SB	1/0	5	58	11.6	0	28
at SDSU	1/0	3	23	7.7	0	9
CSU	1/0	3	60	20.0	1	40
at LSU	1/1	1	-2	-2.0	0	0
NEV	1/0	1	13	13.0	1	13
at AFA	1/0	0	0	0.0	0	0
BYU	0/0	0	0	0.0	0	0
at FS	0/0	0	0	0.0	0	0
WYO	0/0	0	0	0.0	0	0
BSU	0/0	0	0	0.0	0	0
at UNM	0/0	0	0	0.0	0	0



**88 - CARSON TERRELL**  
 TE • 6-5 • 245 • JR-2L  
 Lehi, Utah  
 (Lehi HS)

**CAREER STATS - RECEIVING**

Year	G/GS	Rec	Yds	Avg	TD	Long
2017	12/0	10	107	10.7	0	22
2018	13/3	10	150	15.0	1	40
2019	7/7	10	69	6.9	0	12
TOTAL	32/10	30	328	10.9	1	40

**CAREER HIGHS - RECEIVING**

Receptions: 4, at San Diego State (9/21/19)  
 Receiving Yards: 42, at BYU (10/5/18)  
 Receiving TDs: 1, vs. New Mexico (10/27/18)  
 Long Catch: 40, at BYU (10/5/18)

**GAME-BY-GAME RECEIVING**

2019	G/GS	Rec	Yds	Avg	TD	LG
2019	G/GS	Rec	Yds	Avg	TD	LG
at WF	1/1	3	17	5.7	0	10
SB	1/1	1	6	6.0	0	6
at SDSU	1/1	4	33	8.3	0	12
CSU	1/1	1	5	5.0	0	5
at LSU	1/1	1	10	10.0	0	10
NEV	1/1	0	0	0.0	0	0
at AFA	1/1	0	0	0.0	0	0
BYU	0/0	0	0	0.0	0	0
at FS	0/0	0	0	0.0	0	0
WYO	0/0	0	0	0.0	0	0
at BSU	0/0	0	0	0.0	0	0
at UNM	0/0	0	0	0.0	0	0

2018	G/GS	Rec	Yds	Avg	TD	LG
2018	G/GS	Rec	Yds	Avg	TD	LG
at MSU	1/0	1	9	9.0	0	9
NMSU	1/0	0	0	0.0	0	0
TTU	1/0	3	37	12.3	0	24
AFA	1/0	1	14	14.0	0	14
at BYU	1/0	2	42	21.0	0	40
UNLV	1/1	1	12	12.0	0	12
at WYO	1/1	1	7	7.0	0	7
UNM	1/1	1	29	29.0	1	29
at UH	1/0	0	0	0.0	0	0
SJSU	1/0	0	0	0.0	0	0
at CSU	1/0	0	0	0.0	0	0
at BSU	1/0	0	0	0.0	0	0
vs. UNT	1/0	0	0	0.0	0	0

2017	G/GS	Rec	Yds	Avg	TD	LG
2017	G/GS	Rec	Yds	Avg	TD	LG
at WIS	1/0	2	18	9.0	0	13
ISU	1/0	1	19	19.0	0	19
at WF	1/0	1	6	6.0	0	6
at SJSU	1/0	1	18	18.0	0	18
BYU	1/0	0	0	0.0	0	0
CSU	1/0	1	16	16.0	0	16
WYO	1/0	2	25	12.5	0	22
at UNLV	1/0	1	3	3.0	0	3
BSU	0/0	0	0	0.0	0	0
at UNM	1/0	0	0	0.0	0	0
UH	1/0	1	2	2.0	0	2
at AFA	1/0	0	0	0.0	0	0
vs NMSU	1/0	0	0	0.0	0	0



**89 - TRAVIS BOMAN**  
 TE • 6-4 • 245 • JR-1L  
 Henderson, Nev.  
 (Coronado HS)

**CAREER STATS - RECEIVING**

Year	G/GS	Rec	Yds	Avg	TD	Long
2018	11/0	1	11	11.0	0	11
2019	6/0	2	7	3.5	0	5
TOTAL	17/0	3	18	6.0	0	11





# 2019 UTAH STATE PLAYER STATS

### CAREER HIGHS - RECEIVING

Receptions: 2, vs. Stony Brook (9/7/19)  
Receiving Yards: 11, vs. Tennessee Tech (9/13/18)  
Long Catch: 11, vs. Tennessee Tech (9/13/18)

### GAME-BY-GAME RECEIVING

2019	G/GS	Rec	Yds	Avg	TD	LG
at WF	1/0	0	0	0.0	0	0
SB	1/0	2	7	3.5	0	5
at SDSU	1/0	0	0	0.0	0	0
CSU	1/0	0	0	0.0	0	0
at LSU	1/0	0	0	0.0	0	0
NEV	1/0	0	0	0.0	0	0
at AFA	0/0	0	0	0.0	0	0
BYU	0/0	0	0	0.0	0	0
at FS	0/0	0	0	0.0	0	0
WYO	0/0	0	0	0.0	0	0
BSU	0/0	0	0	0.0	0	0
at UNM	0/0	0	0	0.0	0	0

2018	G/GS	Rec	Yds	Avg	TD	LG
at MSU	0/0	0	0	0.0	0	0
NMSU	1/0	0	0	0.0	0	0
TTU	1/0	1	11	11.0	0	11
AFA	0/0	0	0	0.0	0	0
at BYU	1/0	0	0	0.0	0	0
UNLV	1/0	0	0	0.0	0	0
at WYO	1/0	0	0	0.0	0	0
UNM	0/0	0	0	0.0	0	0
at UH	1/0	0	0	0.0	0	0
SJSU	1/0	0	0	0.0	0	0
at CSU	1/0	0	0	0.0	0	0
at BSU	1/0	0	0	0.0	0	0
vs. UNT	1/0	0	0	0.0	0	0



**89 - AARON DALTON**  
P • 6-4 • 215 • RS-SR-3L  
Bountiful, Utah  
(Viewmont HS)

### CAREER STATS - PUNTS

Year	GP	No.	Yds	Avg	LG	50+	I20
2015	13	72	2,974	41.3	69	9	27
2016	12	62	2,348	37.9	56	8	19
2017	13	76	3,193	42.0	63	10	26
2018	0	0	0	0.0	0	0	0
2019	7	7	273	39.0	49	0	1
TOTAL	44	217	8,788	40.5	69	27	73

### CAREER HIGHS - PUNTS

Punts: 13, vs. Southern Utah (9/3/15)  
Avg: 50.3, at Air Force (11/14/15)  
Long: 69, vs. Akron (12/12/15)  
I20: 5, vs. New Mexico State (12/29/17)

### GAME-BY-GAME PUNTING

2019	No.	Yds	Avg	LG	I20
at WF	7	273	39.0	49	1
SB	0	0	0.0	0	0
at SDSU	0	0	0.0	0	0
CSU	0	0	0.0	0	0
at LSU	0	0	0.0	0	0
NEV	0	0	0.0	0	0
at AFA	0	0	0.0	0	0
BYU	0	0	0.0	0	0
at FS	0	0	0.0	0	0
WYO	0	0	0.0	0	0
BSU	0	0	0.0	0	0
at UNM	0	0	0.0	0	0

2018	No.	Yds	Avg	LG	I20
at MSU	0	0	0.0	0	0
NMSU	0	0	0.0	0	0
TTU	0	0	0.0	0	0
AFA	0	0	0.0	0	0
at BYU	0	0	0.0	0	0

UNLV	0	0	0.0	0	0
at WYO	0	0	0.0	0	0
UNM	0	0	0.0	0	0
at UH	0	0	0.0	0	0
SJSU	0	0	0.0	0	0
at CSU	0	0	0.0	0	0
at BSU	0	0	0.0	0	0
vs. UNT	0	0	0.0	0	0

2017	No.	Yds	Avg	LG	I20
at WIS	5	218	43.6	55	2
ISU	2	86	43.0	44	1
at WF	9	367	40.8	54	4
at SJSU	4	158	39.5	43	2
BYU	8	352	44.0	55	1
CSU	10	429	42.9	54	3
WYO	2	81	40.5	41	1
at UNLV	3	123	41.0	44	2
BSU	9	348	38.7	44	2
at UNM	6	279	46.5	63	0
UH	4	155	38.8	44	1
at AFA	5	196	39.2	47	2
vs. NMSU	9	401	44.6	55	5

2016	No.	Yds	Avg	LG	I20
WSU	2	39	19.5	22	0
at USC	5	217	43.4	56	2
ASU	8	303	37.9	49	2
AFA	3	100	33.3	38	2
at BSU	9	352	39.1	51	4
at CSU	7	268	38.3	54	2
FS	4	131	32.8	38	2
SDSU	7	310	44.3	52	1
at WYO	4	137	34.2	54	1
UNM	4	134	33.5	41	1
at NEV	3	96	32.0	43	0
at BYU	6	261	43.5	56	2

2015	No.	Yds	Avg	LG	I20
SUU	13	463	35.6	48	3
at Utah	5	208	41.6	49	1
at Wash	4	139	34.8	42	1
CSU	4	180	45.0	58	1
at FS	6	252	42.0	49	2
BSU	7	282	40.3	51	2
at SDSU	6	260	43.3	56	3
WYO	1	38	38.0	38	0
at UNM	6	279	46.5	63	4
at AFA	7	352	50.3	57	2
NEV	3	110	36.7	40	3
BYU	4	144	36.0	44	2
vs. AKR	6	267	44.5	69	3



**90 - RITISONI FATA**  
DT • 6-1 • 295 • JR-2L  
Redlands, Calif.  
(East Valley HS)

### CAREER STATS - DEFENSE

Year	G/GS	UA-AT-TT	TFL	Sack	INT	PB	FF	FR
2017	8/2	1-10-11	1.5-3	0.0-0	0-0	0	0	0
2018	9/0	4-7-11	2.0-3	0.0-0	0-0	0	0	0
2019	5/0	2-4-6	0.0-0	0.0-0	0-0	0	0	0
TOTAL	22/2	7-21-28	3.5-6	0.0-0	0-0	0	0	0

### CAREER HIGHS - DEFENSE

Tackles: 4, two times  
TFL: 1.5, vs. New Mexico (10/27/18)

### GAME-BY-GAME DEFENSE

2019	G/GS	U-A-T	TFL	Sack	INT	PB	QH	F/R
at WF	1/0	0-2-2	0.0-0	0.0-0	0	0	0	0/0
SB	1/0	1-0-1	0.0-0	0.0-0	0	0	0	0/0
at SDSU	1/0	1-0-1	0.0-0	0.0-0	0	0	0	0/0
CSU	0/0	0-0-0	0.0-0	0.0-0	0	0	0	0/0
at LSU	0/0	0-0-0	0.0-0	0.0-0	0	0	0	0/0

NEV	1/0	0-1-1	0.0-0	0.0-0	0	0	0	0/0
at AFA	1/0	0-1-1	0.0-0	0.0-0	0	0	0	0/0
BYU	0/0	0-0-0	0.0-0	0.0-0	0	0	0	0/0
at FS	0/0	0-0-0	0.0-0	0.0-0	0	0	0	0/0
WYO	0/0	0-0-0	0.0-0	0.0-0	0	0	0	0/0
BSU	0/0	0-0-0	0.0-0	0.0-0	0	0	0	0/0
at UNM	0/0	0-0-0	0.0-0	0.0-0	0	0	0	0/0

2018	G/GS	U-A-T	TFL	Sack	INT	PB	QH	F/R
at MSU	0/0	0-0-0	0.0-0	0.0-0	0	0	0	0/0
NMSU	0/0	0-0-0	0.0-0	0.0-0	0	0	0	0/0
TTU	1/0	1-1-2	0.5-1	0.0-0	0	0	0	0/0
AFA	1/0	0-1-1	0.0-0	0.0-0	0	0	0	0/0
at BYU	1/0	0-0-0	0.0-0	0.0-0	0	0	0	0/0
UNLV	1/0	1-0-1	0.0-0	0.0-0	0	0	0	0/0
at WYO	1/0	0-0-0	0.0-0	0.0-0	0	0	0	0/0
UNM	1/0	2-1-3	1.5-2	0.0-0	0	0	0	0/0
at UH	1/0	0-0-0	0.0-0	0.0-0	0	0	0	0/0
SJSU	0/0	0-0-0	0.0-0	0.0-0	0	0	0	0/0
at CSU	0/0	0-0-0	0.0-0	0.0-0	0	0	0	0/0
at BSU	1/0	0-4-4	0.0-0	0.0-0	0	0	0	0/0
vs. UNT	1/0	0-0-0	0.0-0	0.0-0	0	0	0	0/0

2017	G/GS	U-A-T	TFL	Sack	INT	PB	QH	F/R
at WIS	1/1	0-0-0	0.0-0	0.0-0	0	0	0	0/0
ISU	1/0	0-3-3	0.0-0	0.0-0	0	0	0	0/0
at WF	1/0	0-0-0	0.0-0	0.0-0	0	0	0	0/0
at SJSU	1/0	1-1-2	1.0-2	0.0-0	0	0	0	0/0
BYU	1/1	0-2-2	0.0-0	0.0-0	0	0	0	0/0
CSU	0/0	0-0-0	0.0-0	0.0-0	0	0	0	0/0
WYO	0/0	0-0-0	0.0-0	0.0-0	0	0	0	0/0
at UNLV	0/0	0-0-0	0.0-0	0.0-0	0	0	0	0/0
BSU	1/0	0-0-0	0.0-0	0.0-0	0	0	0	0/0
at UNM	1/0	0-0-0	0.0-0	0.0-0	0	0	0	0/0
UH	1/0	0-4-4	0.5-1	0.0-0	0	0	0	0/0
at AFA	0/0	0-0-0	0.0-0	0.0-0	0	0	0	0/0
vs. NMSU	0/0	0-0-0	0.0-0	0.0-0	0	0	0	0/0



**91 - DEVON ANDERSON**  
DT • 6-1 • 295 • SR-2L  
Baltimore, Md.  
(Overlea HS)  
(Dodge City CC)

### CAREER STATS - DEFENSE

Year	G/GS	UA-AT-TT	TFL	Sack	INT	PB	FF	FR
2017	12/5	19-13-32	3.5-10	1.0-5	0-0	0	2	1
2018	13/9	8-26-34	3.0-10	1.5-7	0-0	0	0	1
2019	7/5	11-8-19	3.0-13	1.0-6	0-0	0	1	0
TOTAL	32/19	38-47-85	9.5-33	3.5-18	0-0	0	3	2

### CAREER HIGHS - DEFENSE

Tackles: 7, at New Mexico (11/4/17)  
TFLs: 1.0, five times  
Sacks: 1.0, three times  
FF: 2, at New Mexico (11/4/17)  
FR: 1, two times  
QBH: 1, two times

### GAME-BY-GAME DEFENSE

2019	G/GS	U-A-T	TFL	Sack	INT	PB	QH	F/R
at WF	1/1	3-1-4	0.0-0	0.0-0	0	0	0	0/0
SB	1/1	1-2-3	0.0-0	0.0-0	0	0	1	0/0
at SDSU	1/1	1-0-1	0.0-0	0.0-0	0	0	1	0/0
CSU	1/0	2-2-4	1.0-1	0.0-0	0	0	0	0/0
at LSU	1/0	0-2-2	0.0-0	0.0-0	0	0	0	0/0
NEV	1/1	2-1-3	1.0-6	1.0-6	0	0	0	0/0
at AFA	1/1	2-0-2	1.0-6	0.0-0	0	0	0	1/0
BYU	0/0	0-0-0	0.0-0	0.0-0	0	0	0	0/0
at FS	0/0	0-0-0	0.0-0	0.0-0	0	0	0	0/0
WYO	0/0	0-0-0	0.0-0	0.0-0	0	0	0	0/0
BSU	0/0	0-0-0	0.0-0	0.0-0	0	0	0	0/0
at UNM	0/0	0-0-0	0.0-0	0.0-0	0	0	0	0/0

2018	G/GS	U-A-T	TFL	Sack	INT	PB	QH	F/R
at MSU	1/0	0-0-0	0.0-0	0.0-0	0	0	0	0/1
NMSU	1/0	1-1-2	0.0-0	0.0-0	0	0	0	0/0



TTU	1/0	0-4-4	0.5-1	0.0-0	0	0	0	0/0
AFA	1/0	1-3-4	1.0-6	1.0-6	0	0	0	0/0
at BYU	1/1	2-0-2	0.0-0	0.0-0	0	0	0	0/0
UNLV	1/1	0-2-2	0.0-0	0.0-0	0	0	0	0/0
at WYO	1/1	1-3-4	0.5-1	0.0-0	0	0	0	0/0
UNM	1/1	0-2-2	0.0-0	0.0-0	0	0	0	0/0
at UH	1/1	0-2-2	0.5-1	0.5-1	0	0	0	0/0
SJSU	1/1	0-1-1	0.0-0	0.0-0	0	0	0	0/0
at CSU	1/1	0-3-3	0.5-1	0.0-0	0	0	0	0/0
at BSU	1/1	2-4-6	0.0-0	0.0-0	0	0	0	0/0
vs. UNT	1/1	1-1-2	0.0-0	0.0-0	0	0	0	0/0

<b>2017</b>	<b>G/GS</b>	<b>U-A-T</b>	<b>TFL</b>	<b>Sack</b>	<b>INT</b>	<b>PB</b>	<b>QH</b>	<b>F/R</b>
at WIS	1/0	1-0-1	0.0-0	0.0-0	0	0	0	0/0
ISU	1/0	0-1-1	0.0-0	0.0-0	0	0	0	0/0
at WF	1/0	2-1-3	1.0-3	0.0-0	0	0	0	0/0
at SJSU	1/0	0-1-1	0.0-0	0.0-0	0	0	0	0/0
BYU	0/0	0-0-0	0.0-0	0.0-0	0	0	0	0/0
CSU	1/0	0-0-0	0.0-0	0.0-0	0	0	0	0/0
WYO	1/0	0-2-2	0.0-0	0.0-0	0	0	0	0/0
at UNLV	1/1	2-3-5	1.0-5	1.0-5	0	0	0	0/0
BSU	1/0	0-1-1	0.0-0	0.0-0	0	0	0	0/0
at UNM	1/1	6-1-7	0.0-0	0.0-0	0	0	0	2/1
UH	1/0	2-2-4	0.5-1	0.0-0	0	0	0	0/0
at AFA	1/1	5-1-6	1.0-1	0.0-0	0	0	0	0/0
vs NMSU	1/1	1-0-1	0.0-0	0.0-0	0	0	0	0/0



**92 - HALE MOTU'APUKA**  
DT • 6-2 • 285 • FR-RS  
Honolulu, Hawai'i  
(Punahou HS)

**CAREER STATS - DEFENSE**

Year	G/GS	UA-AT-TT	TFL	Sack	INT	PB	FF	FR
2018	2/0	0-0-0	0.0-0	0.0-0	0-0	0	0	0
2019	6/0	3-4-7	0.0-0	0.0-0	0-0	0	0	0
<b>TOTAL</b>	<b>8/0</b>	<b>3-4-7</b>	<b>0.0-0</b>	<b>0.0-0</b>	<b>0-0</b>	<b>0</b>	<b>0</b>	<b>0</b>

**CAREER HIGHS - DEFENSE**

Tackles: 3, vs. Stony Brook (9/7/19)

**GAME-BY-GAME DEFENSE**

2019	G/GS	U-A-T	TFL	Sack	INT	PB	QH	F/R
at WF	1/0	1-1-2	0.0-0	0.0-0	0	0	0	0/0
SB	1/0	1-2-3	0.0-0	0.0-0	0	0	0	0/0
at SDSU	1/0	0-0-0	0.0-0	0.0-0	0	0	0	0/0
CSU	1/0	0-1-1	0.0-0	0.0-0	0	0	0	0/0
at LSU	0/0	0-0-0	0.0-0	0.0-0	0	0	0	0/0
NEV	1/0	0-0-0	0.0-0	0.0-0	0	0	0	0/0
at AFA	1/0	1-0-1	0.0-0	0.0-0	0	0	0	0/0
BYU	0/0	0-0-0	0.0-0	0.0-0	0	0	0	0/0
at FS	0/0	0-0-0	0.0-0	0.0-0	0	0	0	0/0
WYO	0/0	0-0-0	0.0-0	0.0-0	0	0	0	0/0
BSU	0/0	0-0-0	0.0-0	0.0-0	0	0	0	0/0
at UNM	0/0	0-0-0	0.0-0	0.0-0	0	0	0	0/0
<b>2018</b>	<b>G/GS</b>	<b>U-A-T</b>	<b>TFL</b>	<b>Sack</b>	<b>INT</b>	<b>PB</b>	<b>QH</b>	<b>F/R</b>
at MSU	0/0	0-0-0	0.0-0	0.0-0	0	0	0	0/0
NMSU	0/0	0-0-0	0.0-0	0.0-0	0	0	0	0/0
TTU	0/0	0-0-0	0.0-0	0.0-0	0	0	0	0/0
AFA	0/0	0-0-0	0.0-0	0.0-0	0	0	0	0/0
at BYU	0/0	0-0-0	0.0-0	0.0-0	0	0	0	0/0
UNLV	0/0	0-0-0	0.0-0	0.0-0	0	0	0	0/0
at WYO	0/0	0-0-0	0.0-0	0.0-0	0	0	0	0/0
UNM	0/0	0-0-0	0.0-0	0.0-0	0	0	0	0/0
at UH	0/0	0-0-0	0.0-0	0.0-0	0	0	0	0/0
SJSU	1/0	0-0-0	0.0-0	0.0-0	0	0	0	0/0
at CSU	1/0	0-2-2	0.0-0	0.0-0	0	0	0	0/0
at BSU	1/0	1-1-2	1.0-8	1.0-8	0	0	0	0/0
vs. UNT	1/0	0-1-1	0.5-1	0.0-0	0	0	1	0/0



**93 - JACOBY WILDMAN**  
DE • 6-2 • 250 • GR-3L  
Logan, Utah  
(Logan HS)

**CAREER STATS - DEFENSE**

Year	G/GS	UA-AT-TT	TFL	Sack	INT	PB	FF	FR
2016	11/0	0-2-2	0.0-0	0.0-0	0-0	0	0	0
2017	13/4	15-30-45	1.5-3	1.0-2	0-0	0	0	1
2018	11/0	9-6-15	2.0-13	2.0-13	0-0	0	0	0
2019	7/2	13-8-21	4.5-17	2.0-12	0-0	0	0	0
<b>TOTAL</b>	<b>42/6</b>	<b>37-46-83</b>	<b>8.0-33</b>	<b>5.0-27</b>	<b>0-0</b>	<b>0</b>	<b>0</b>	<b>1</b>

**CAREER HIGHS - DEFENSE**

Tackles: 9, vs. Boise State (10/28/17)  
Sacks: 1.0, five times  
TFL: 2.0, at Wake Forest (8/20/19)  
FR: 1, at San José State (9/23/17)  
QBH: 1, five times  
Blocked Kick: 1, vs. North Texas (12/15/18)

**GAME-BY-GAME DEFENSE**

2019	G/GS	U-A-T	TFL	Sack	INT	PB	QH	F/R
at WF	1/0	5-1-6	2.0-4	0.0-0	0	0	0	0/0
SB	1/0	1-2-3	0.5-1	0.0-0	0	0	0	0/0
at SDSU	1/0	2-0-2	1.0-7	1.0-7	0	0	0	0/0
CSU	1/1	0-2-2	0.0-0	0.0-0	0	0	1	0/0
at LSU	1/1	4-0-4	1.0-5	1.0-5	0	0	0	0/0
NEV	1/0	1-0-1	0.0-0	0.0-0	0	0	0	0/0
at AFA	1/0	0-3-3	0.0-0	0.0-0	0	0	0	0/0
BYU	0/0	0-0-0	0.0-0	0.0-0	0	0	0	0/0
at FS	0/0	0-0-0	0.0-0	0.0-0	0	0	0	0/0
WYO	0/0	0-0-0	0.0-0	0.0-0	0	0	0	0/0
BSU	0/0	0-0-0	0.0-0	0.0-0	0	0	0	0/0
at UNM	0/0	0-0-0	0.0-0	0.0-0	0	0	0	0/0
<b>2018</b>	<b>G/GS</b>	<b>U-A-T</b>	<b>TFL</b>	<b>Sack</b>	<b>INT</b>	<b>PB</b>	<b>QH</b>	<b>F/R</b>
at MSU	0/0	0-0-0	0.0-0	0.0-0	0	0	0	0/0
NMSU	0/0	0-0-0	0.0-0	0.0-0	0	0	0	0/0
TTU	1/0	0-0-0	0.0-0	0.0-0	0	0	0	0/0
AFA	1/0	2-3-5	0.0-0	0.0-0	0	0	0	0/0
at BYU	1/0	0-0-0	0.0-0	0.0-0	0	0	0	0/0
UNLV	1/0	3-2-5	1.0-5	1.0-5	0	0	1	0/0
at WYO	1/0	2-0-2	1.0-8	1.0-8	0	0	0	0/0
UNM	1/0	2-0-2	0.0-0	0.0-0	0	0	0	0/0
at UH	1/0	0-0-0	0.0-0	0.0-0	0	0	0	0/0
SJSU	1/0	0-0-0	0.0-0	0.0-0	0	0	0	0/0
at CSU	1/0	0-0-0	0.0-0	0.0-0	0	0	0	0/0
at BSU	1/0	0-0-0	0.0-0	0.0-0	0	0	0	0/0
vs. UNT	1/0	0-1-1	0.0-0	0.0-0	0	0	0	0/0
<b>2017</b>	<b>G/GS</b>	<b>U-A-T</b>	<b>TFL</b>	<b>Sack</b>	<b>INT</b>	<b>PB</b>	<b>QH</b>	<b>F/R</b>
at WIS	1/1	1-0-1	0.0-0	0.0-0	0	0	0	0/0
ISU	1/1	0-3-3	0.0-0	0.0-0	0	0	1	0/0
at WF	1/0	3-1-4	0.0-0	0.0-0	0	0	0	0/0
at SJSU	1/0	3-2-5	1.5-3	1.0-2	0	0	0	0/1
BYU	1/0	1-2-3	0.0-0	0.0-0	0	0	0	0/0
CSU	1/0	3-4-7	0.0-0	0.0-0	0	0	1	0/0
WYO	1/1	0-0-0	0.0-0	0.0-0	0	0	0	0/0
at UNLV	1/1	1-4-5	0.0-0	0.0-0	0	0	0	0/0
BSU	1/0	1-8-9	0.0-0	0.0-0	0	0	0	0/0
at UNM	1/0	0-1-1	0.0-0	0.0-0	0	0	0	0/0
UH	1/0	0-2-2	0.0-0	0.0-0	0	0	0	0/0
at AFA	1/0	2-3-5	0.0-0	0.0-0	0	0	0	0/0
vs NMSU	1/0	0-0-0	0.0-0	0.0-0	0	0	0	0/0
<b>2016</b>	<b>G/GS</b>	<b>U-A-T</b>	<b>TFL</b>	<b>Sack</b>	<b>INT</b>	<b>PB</b>	<b>QH</b>	<b>F/R</b>
WSU	1/0	0-0-0	0.0-0	0.0-0	0	0	1	0/0
at USC	1/0	0-0-0	0.0-0	0.0-0	0	0	0	0/0
ASU	1/0	0-1-1	0.0-0	0.0-0	0	0	0	0/0
AFA	1/0	0-1-1	0.0-0	0.0-0	0	0	0	0/0
at BSU	1/0	0-0-0	0.0-0	0.0-0	0	0	0	0/0
at CSU	1/0	0-0-0	0.0-0	0.0-0	0	0	0	0/0
FS	1/0	0-0-0	0.0-0	0.0-0	0	0	0	0/0
SDSU	0/0	0-0-0	0.0-0	0.0-0	0	0	0	0/0

at WYO	1/0	0-0-0	0.0-0	0.0-0	0	0	0	0/0
UNM	1/0	0-0-0	0.0-0	0.0-0	0	0	0	0/0
at NEV	1/0	0-0-0	0.0-0	0.0-0	0	0	0	0/0
at BYU	1/0	0-0-0	0.0-0	0.0-0	0	0	0	0/0



**94 - CADEN ANDERSEN**  
DT • 6-2 • 280 • JR-1L  
Logan, Utah  
(Logan HS)

**CAREER STATS - DEFENSE**

Year	G/GS	UA-AT-TT	TFL	Sack	INT	PB	FF	FR
2018	12/0	2-7-9	3.0-11	1.0-8	0-0	0	0	0
2019	7/0	1-5-6	0.0-0	0.0-0	0-0	0	0	0
<b>TOTAL</b>	<b>19/0</b>	<b>3-12-15</b>	<b>3.0-11</b>	<b>1.0-8</b>	<b>0-0</b>	<b>0</b>	<b>0</b>	<b>0</b>

**CAREER HIGHS - DEFENSE**

Tackles: 3, vs. Tennessee Tech (9/13/18)  
TFL: 1.5, vs. Tennessee Tech (9/13/18)  
Sacks: 1.0, at Boise State (11/24/18)  
QBH: 1, vs. North Texas (12/15/18)

**GAME-BY-GAME DEFENSE**

2019	G/GS	U-A-T	TFL	Sack	INT	PB	QH	F/R
at WF	1/0	0-0-0	0.0-0	0.0-0	0	0	0	0/0
SB	1/0	0-2-2	0.0-0	0.0-0	0	0	0	0/0
at SDSU	1/0	0-0-0	0.0-0	0.0-0	0	0	0	0/0
CSU	1/0	0-2-2	0.0-0	0.0-0	0	0	0	0/0
at LSU	1/0	1-1-2	0.0-0	0.0-0	0	0	0	0/0
NEV	1/0	0-0-0	0.0-0	0.0-0	0	0	0	0/0
at AFA	1/0	0-0-0	0.0-0	0.0-0	0	0	0	0/0
BYU	0/0	0-0-0	0.0-0	0.0-0	0	0	0	0/0
at FS	0/0	0-0-0	0.0-0	0.0-0	0	0	0	0/0
WYO	0/0	0-0-0	0.0-0	0.0-0	0	0	0	0/0
BSU	0/0	0-0-0	0.0-0	0.0-0	0	0	0	0/0
at UNM	0/0	0-0-0	0.0-0	0.0-0	0	0	0	0/0
<b>2018</b>	<b>G/GS</b>	<b>U-A-T</b>	<b>TFL</b>	<b>Sack</b>	<b>INT</b>	<b>PB</b>	<b>QH</b>	<b>F/R</b>
at MSU	1/0	0-0-0	0.0-0	0.0-0	0	0	0	0/0
NMSU	1/0	0-0-0	0.0-0	0.0-0	0	0	0	0/0
TTU	1/0	1-2-3	1.5-2	0.0-0	0	0	0	0/0
AFA	1/0	0-1-1	0.0-0	0.0-0	0	0	0	0/0

at SDSU	1/1	2-1-3	0.0-0	0.0-0	0	1	0	0/0
CSU	1/0	0-3-3	0.0-0	0.0-0	0	0	0	0/0
at LSU	1/0	2-0-2	0.0-0	0.0-0	0	0	0	0/0
NEV	1/1	1-2-3	0.0-0	0.0-0	0	0	0	0/0
at AFA	1/1	2-4-6	0.0-0	0.0-0	0	0	0	0/0
BYU	0/0	0-0-0	0.0-0	0.0-0	0	0	0	0/0
at FS	0/0	0-0-0	0.0-0	0.0-0	0	0	0	0/0
WYO	0/0	0-0-0	0.0-0	0.0-0	0	0	0	0/0
BSU	0/0	0-0-0	0.0-0	0.0-0	0	0	0	0/0
at UNM	0/0	0-0-0	0.0-0	0.0-0	0	0	0	0/0

2018	G/GS	U-A-T	TFL	Sack	INT	PB	QH	F/R
at MSU	1/1	2-1-3	0.0-0	0.0-0	0	0	0	0/0
NMSU	1/1	0-4-4	0.5-1	0.5-1	0	0	0	0/0
TTU	1/1	0-4-4	0.0-0	0.0-0	0	0	0	0/0
AFA	1/1	1-8-9	0.0-0	0.0-0	0	0	0	0/0
at BYU	1/1	1-0-1	0.0-0	0.0-0	0	0	0	0/0
UNLV	1/1	0-4-4	0.0-0	0.0-0	0	0	0	0/0
at WYO	1/1	1-0-1	1.0-2	0.0-0	0	0	0	0/0
UNM	1/1	0-0-0	0.0-0	0.0-0	0	0	0	0/0
at UH	1/1	0-0-0	0.0-0	0.0-0	0	0	0	0/0
SJSU	1/1	1-1-2	1.0-4	0.0-0	0	0	0	0/0
at CSU	1/1	0-3-3	0.0-0	0.0-0	0	0	0	0/0
at BSU	1/1	0-0-0	0.0-0	0.0-0	0	0	0	0/0
vs. UNT	0/0	0-0-0	0.0-0	0.0-0	0	0	0	0/0

2017	G/GS	U-A-T	TFL	Sack	INT	PB	QH	F/R
at WIS	0/0	0-0-0	0.0-0	0.0-0	0	0	0	0/0
ISU	0/0	0-0-0	0.0-0	0.0-0	0	0	0	0/0
at SJSU	0/0	0-0-0	0.0-0	0.0-0	0	0	0	0/0
BYU	1/0	1-1-2	0.0-0	0.0-0	0	0	0	0/0
CSU	1/0	2-3-5	1.5-2	0.0-0	0	0	1	0/0
WYO	1/1	1-1-2	0.0-0	0.0-0	0	0	0	0/0
at UNLV	1/1	3-1-4	1.0-2	0.0-0	0	0	0	0/0
BSU	1/1	0-4-4	0.0-0	0.0-0	0	0	0	0/0
at UNM	1/1	2-1-3	1.0-1	0.0-0	0	0	0	0/0
UH	1/1	2-3-5	1.0-2	0.0-0	0	0	0	0/0
at AFA	1/1	1-2-3	0.0-0	0.0-0	0	0	0	0/0
vs NMSU	1/1	4-0-4	0.0-0	0.0-0	0	0	0	0/0

2016	G/GS	U-A-T	TFL	Sack	INT	PB	QH	F/R
WSU	1/0	0-1-1	0.5-1	0.0-0	0	0	0	0/0
at USC	0/0	0-0-0	0.0-0	0.0-0	0	0	0	0/0
ASU	0/0	0-0-0	0.0-0	0.0-0	0	0	0	0/0
AFA	0/0	0-0-0	0.0-0	0.0-0	0	0	0	0/0
at BSU	0/0	0-0-0	0.0-0	0.0-0	0	0	0	0/0
at CSU	0/0	0-0-0	0.0-0	0.0-0	0	0	0	0/0
FS	1/0	0-2-2	0.0-0	0.0-0	0	0	0	0/0
SDSU	1/0	2-4-6	0.0-0	0.0-0	0	0	0	0/0
at WYO	1/0	2-1-3	0.0-0	0.0-0	0	1	0	0/0
UNM	1/0	1-2-3	0.0-0	0.0-0	0	0	0	0/0
at NEV	1/0	1-0-1	0.0-0	0.0-0	0	1	0	0/0
at BYU	1/0	4-0-4	0.0-0	0.0-0	0	0	0	0/0



**97 - JAKE PITCHER**  
DE • 6-3 • 245 • JR-SQ  
Smithfield, Utah  
(Sky View HS)

CAREER STATS - DEFENSE								
Year	G/GS	UA-AT-TT	TFL	Sack	INT	PB	FF	FR
2017	1/0	0-1-1	0.0-0	0.0-0	0-0	0	0	0
2018	4/0	0-0-0	0.0-0	0.0-0	0-0	0	0	0
2019	4/0	1-1-2	0.0-0	0.0-0	0-0	0	0	0
<b>TOTAL</b>	<b>9/0</b>	<b>1-2-3</b>	<b>0.0-0</b>	<b>0.0-0</b>	<b>0-0</b>	<b>0</b>	<b>0</b>	<b>0</b>

**CAREER HIGHS - DEFENSE**  
Tackles: 2, vs. Stony Brook (9/7/19)

GAME-BY-GAME DEFENSE								
2019	G/GS	U-A-T	TFL	Sack	INT	PB	QH	F/R
at WF	0/0	0-0-0	0.0-0	0.0-0	0	0	0	0/0
SB	1/0	1-1-2	0.0-0	0.0-0	0	0	0	0/0
at SDSU	0/0	0-0-0	0.0-0	0.0-0	0	0	0	0/0
CSU	0/0	0-0-0	0.0-0	0.0-0	0	0	0	0/0
at LSU	1/0	0-0-0	0.0-0	0.0-0	0	0	0	0/0

NEV	1/0	0-0-0	0.0-0	0.0-0	0	0	0	0/0
at AFA	1/0	0-0-0	0.0-0	0.0-0	0	0	0	0/0
BYU	0/0	0-0-0	0.0-0	0.0-0	0	0	0	0/0
at FS	0/0	0-0-0	0.0-0	0.0-0	0	0	0	0/0
WYO	0/0	0-0-0	0.0-0	0.0-0	0	0	0	0/0
BSU	0/0	0-0-0	0.0-0	0.0-0	0	0	0	0/0
at UNM	0/0	0-0-0	0.0-0	0.0-0	0	0	0	0/0

2018	G/GS	U-A-T	TFL	Sack	INT	PB	QH	F/R
at MSU	0/0	0-0-0	0.0-0	0.0-0	0	0	0	0/0
NMSU	1/0	0-0-0	0.0-0	0.0-0	0	0	0	0/0
TTU	1/0	0-0-0	0.0-0	0.0-0	0	0	0	0/0
AFA	0/0	0-0-0	0.0-0	0.0-0	0	0	0	0/0
at BYU	0/0	0-0-0	0.0-0	0.0-0	0	0	0	0/0
UNLV	0/0	0-0-0	0.0-0	0.0-0	0	0	0	0/0
at WYO	0/0	0-0-0	0.0-0	0.0-0	0	0	0	0/0
UNM	1/0	0-0-0	0.0-0	0.0-0	0	0	0	0/0
at UH	0/0	0-0-0	0.0-0	0.0-0	0	0	0	0/0
SJSU	1/0	0-0-0	0.0-0	0.0-0	0	0	0	0/0
at CSU	0/0	0-0-0	0.0-0	0.0-0	0	0	0	0/0
at BSU	0/0	0-0-0	0.0-0	0.0-0	0	0	0	0/0
vs. UNT	0/0	0-0-0	0.0-0	0.0-0	0	0	0	0/0

2017	G/GS	U-A-T	TFL	Sack	INT	PB	QH	F/R
at WIS	0/0	0-0-0	0.0-0	0.0-0	0	0	0	0/0
ISU	1/0	0-1-1	0.0-0	0.0-0	0	0	0	0/0
at WF	0/0	0-0-0	0.0-0	0.0-0	0	0	0	0/0
at SJSU	0/0	0-0-0	0.0-0	0.0-0	0	0	0	0/0
BYU	0/0	0-0-0	0.0-0	0.0-0	0	0	0	0/0
CSU	0/0	0-0-0	0.0-0	0.0-0	0	0	0	0/0
WYO	0/0	0-0-0	0.0-0	0.0-0	0	0	0	0/0
at UNLV	0/0	0-0-0	0.0-0	0.0-0	0	0	0	0/0
BSU	0/0	0-0-0	0.0-0	0.0-0	0	0	0	0/0
at UNM	0/0	0-0-0	0.0-0	0.0-0	0	0	0	0/0
UH	0/0	0-0-0	0.0-0	0.0-0	0	0	0	0/0
at AFA	0/0	0-0-0	0.0-0	0.0-0	0	0	0	0/0
vs NMSU	0/0	0-0-0	0.0-0	0.0-0	0	0	0	0/0



**98 - CHRIS BARTOLIC**  
P • 6-0 • 195 • JR-JC  
Newport Beach, Calif.  
(Carona del Mar HS)  
(Orange Coast CC)

CAREER STATS - PUNTS								
Year	GP	No.	Yds	Avg	LG	50+	I20	
2019	3	16	696	43.5	71	6	7	

**CAREER HIGHS - PUNTS**  
Punts: 8, at Air Force (10/26/19)  
Avg: 51.0, vs. Stony Brook (9/7/19)  
Long: 71, at Air Force (10/26/19)  
I20: 5, vs. Nevada (10/19/19)

GAME-BY-GAME PUNTING						
2019	No.	Yds	Avg	LG	I20	
at WF	0	0	0.0	0	0	
SB	1	51	51.0	51	0	
at SDSU	0	0	0.0	0	0	
CSU	0	0	0.0	0	0	
at LSU	0	0	0.0	0	0	
NEV	7	281	40.1	53	5	
at AFA	8	364	45.4	71	2	
BYU	0	0	0.0	0	0	
at FS	0	0	0.0	0	0	
WYO	0	0	0.0	0	0	
BSU	0	0	0.0	0	0	
at UNM	0	0	0.0	0	0	



**98 - AJ VONGPHACHANH**  
DE • 6-3 • 230 • FR-HS  
Pasco, Wash.  
(Chiawana HS)

CAREER STATS - DEFENSE								
Year	G/GS	UA-AT-TT	TFL	Sack	INT	PB	FF	FR
2019	3/0	5-7-12	0.0-0	0.0-0	0-0	0	0	0

**CAREER HIGHS - DEFENSE**  
Tackles: 5, two times

GAME-BY-GAME DEFENSE								
2019	G/GS	U-A-T	TFL	Sack	INT	PB	QH	F/R
at WF	0/0	0-0-0	0.0-0	0.0-0	0	0	0	0/0
SB	1/0	1-1-2	0.0-0	0.0-0	0	0	0	0/0
at SDSU	0/0	0-0-0	0.0-0	0.0-0	0	0	0	0/0
CSU	0/0	0-0-0	0.0-0	0.0-0	0	0	0	0/0
at LSU	1/0	2-3-5	0.0-0	0.0-0	0	0	0	0/0
NEV	0/0	0-0-0	0.0-0	0.0-0	0	0	0	0/0
at AFA	1/0	2-3-5	0.0-0	0.0-0	0	0	0	0/0
BYU	0/0	0-0-0	0.0-0	0.0-0	0	0	0	0/0
at FS	0/0	0-0-0	0.0-0	0.0-0	0	0	0	0/0
WYO	0/0	0-0-0	0.0-0	0.0-0	0	0	0	0/0
BSU	0/0	0-0-0	0.0-0	0.0-0	0	0	0	0/0
at UNM	0/0	0-0-0	0.0-0	0.0-0	0	0	0	0/0





/// GAME 6 RECAP vs. NEVADA ///



OCTOBER 19, 2019

MERLIN OLSEN FIELD AT MAVERIK STADIUM

SCORING SUMMARY

	1	2	3	4	FINAL
Nevada	3	0	0	7	10
Utah State	9	13	0	14	36

First Quarter

NEV - Talton 23 yd field goal (9:45)  
 USU - Scarver 100 yd kickoff return (Eberle kick, 9:33)  
 USU - Safety, Te'i tackle Toa in end zone (:08)

Second Quarter

USU - Eberle 29 yd field goal (10:58)  
 USU - Repp 13 yd pass from Love (Eberle kick, 5:33)  
 USU - Eberle 32 yd field goal (2:07)

Fourth Quarter

USU - Bright 67 yd run (Eberle kick, 11:27)  
 USU - Bright 9 yd run (Eberle kick, 10:03)  
 NEV - Tava 20 yd run (Talton kick, 4:48)  
 Attendance: 15,240

TEAM STATISTICS

	UN	USU
First Downs	15	22
Rushing	113	244
Passing	213	174
Total Offense	326	418
Fumbles: Number-Lost	2-0	2-1
Penalties: Number-Yards	13-110	6-52
Punts-Yards/Avg.	10-404/40.4	7-281/40.1
Punt returns: No-Yds-TD/Avg.	0-0-0/0.0	1-20-0/20.0
Kickoff Returns: No-Yds-TD/Avg.	5-109-0/21.8	3-119-1/39.7
Interceptions: No-Yds-TD	1-5-0	2-38-0
Fumble Returns: No-Yds-TD	1-4-0	0-0-0
Possession Time	34:39	25:21
Third-Down Conversions	4-of-18	4-of-16

INDIVIDUAL RUSHING

UN: Tava, 20-84, TD; Lee, 9-25; Broady, 1-9; Moore, 1-2; Henry, 4(-7).  
 USU: Bright, 15-126, 2 TD; Warren, 12-73; Burt, 4-33; Love, 10-19; Colombi, 1(-1).

INDIVIDUAL PASSING (C-A-I, Yds, TD)

UN: Henry, 17-38-2, 213, 0;  
 USU: Love, 13-31-1, 169, 1; Colombi, 2-2-0, 5, 0.

INDIVIDUAL RECEIVING

UN: Doubs, 4-80; Cooks, 4-39; Fossum, 3-29; Christian, 2-42; Lee, 2-16; Tava, 2-7.  
 USU: Thompkins, 4-46; Mariner, 2-53; Scarver, 2-23; Bright, 2-15; Compton, 2-5; Repp, 1-13, TD; Warren, 1-11; Nathan, 1-8.

USU Punt Returns: Nathan, 1-20.

USU KO Returns: Scarver, 2-119, TD; Nathan, 1-0.

USU Interception Returns: Bond, 1-34; Meitzenheimer, 1-4.

USU Fumble Returns: None.

USU Tackle Leaders: Woodward, 11; Grayson, 9.

UTAH STATE STARTERS

OFFENSE		DEFENSE	
LT	Edwards	DE	Galeai
LG	T. Shaw	DT	Anderson
C	Ali'ifua	DT	'Unga
RG	K. Shaw	DE	Te'i
RT	Hack	LB	Woodward
WR	Thompkins	LB	Meitzenheimer
WR	Nathan	CB	Williams
WR	Mariner	CB	Haney
TE	Terrell	S	Bond
RB	Bright	S	Lefeged Jr.
QB	Love	NK	Grayson



Senior RB Gerold Bright (1) posted his seventh-career 100-yard rushing game as he carried the ball 15 times for 126 yards and scored a season-high two touchdowns in Utah State's 36-10 Mountain West home win against Nevada.

LOGAN, Utah - Senior RB Gerold Bright eclipsed the 100-yard plateau for the seventh time in his career, racking up 126 yards and two touchdowns on 15 carries, in Utah State's 36-10 Mountain West home win against Nevada on Saturday, Oct. 19, 2019, on Merlin Olsen Field at Maverik Stadium.

With the win, the Aggies (4-2, 3-0 Mountain West) pulled into a first-place tie atop the Mountain Division standings. USU also won its 10th straight home game and improved to 17-4 all-time against teams from the West Division of the Conference.

Bright scored on touchdown runs of 67 and 9 yards, respectively, in the fourth quarter. Utah State finished with 244 yards on the ground as part of its 418 total yards. Junior RB Jaylen Warren churned out 73 yards rushing on 12 carries.

Junior WR Savon Scarver had a record-setting night for Utah State as he returned a kickoff 100 yards for a touchdown. It was his fifth-career kickoff return for touchdown, including second this season, which set the all-time school record. The old mark of four kickoff returns for touchdowns was previously set by Kevin Robinson (2004-07).

Nevada (4-3, 1-2 MW) had no answer for Utah State's defense. The Aggies forced an eye-popping 10 three-and-outs and the Wolf Pack only had four drives that were more than three plays the entire game. Nevada finished with 326 yards of total offense (213 passing, 113 rushing).

Utah State junior LB David Woodward was the lone player to record double-digit tackles on the night with 11, marking the 14th time in his career he has accomplished that feat. Sophomore CB Andre Grayson had a career night for the Aggies as he had nine tackles, including 2.0 tackles for loss and 1.0 sacks, three pass breakups and two forced fumbles. As a team, Utah State tallied a season-high nine pass breakups.

After Nevada opened the game's scoring with a 23-yard field goal by Brandon Talton, Utah State proceeded to score the next 36 points. Scarver ignited the onslaught with his kickoff return for touchdown.

Redshirt junior DE Justus Te'i made it 9-3 for the Aggies late in the first quarter when he recorded Utah State's first safety since 2015 against Fresno State.

Sandwiched in between a pair of field goals (29 and 32 yards, respectively) by senior PK Dominik Eberle was a 13-yard touchdown pass from junior QB Jordan Love to senior grad transfer TE Caleb Repp, helping USU open a 22-3 lead at the break.

Love was 13-of-31 for 169 yards on the night, while his Nevada counterpart, Malik Henry, was 17-of-38 for 213 yards and two interceptions - one by junior S Shaq Bond and the other by junior LB Kevin Meitzenheimer.

Bright's fourth-quarter touchdown runs sealed the deal for the Aggies, who won their 10th straight at home, tying the 1923-27 teams for the fourth-longest home winning streak in school history.

Junior P Christopher Bartolic punted a season-high seven times for the Aggies for an average of 40.1 yards per punt and had a season-best five of his punts downed inside the 20-yard line. Bartolic also had a pair of 53-yard punts in the game.



Sophomore CB Andre Grayson (21) had nine tackles, including 1.0 sack and 2.0 tackles for loss, to go along with three pass breakups and two forced fumbles against the Wolf Pack. All of those numbers are career highs.



**/// GAME 5 RECAP vs. #5 LSU ///**

**OCTOBER 5, 2019**
**TIGER STADIUM**
**SCORING SUMMARY**

	1	2	3	4	FINAL
Utah State	6	0	0	0	6
#5 LSU	7	14	14	7	42

**First Quarter**

LSU - Dillon 7 yd pass from Burrow (York kick, 10:41)  
 USU - Eberle 30 yd field goal (6:25)  
 USU - Eberle 47 yd field goal (1:45)

**Second Quarter**

LSU - Burrow 1 yd run (York kick, 14:03)  
 LSU - Chase 25 yd pass from Burrow (York kick, 4:55)

**Third Quarter**

LSU - Jefferson 4 yd pass from Burrow (York kick, 9:55)  
 LSU - Jefferson 39 yd pass from Burrow (York kick, 2:54)

**Fourth Quarter**

LSU - Moss 8 yd pass from Burrow (York kick, 13:23)  
 Attendance: 100,266

**TEAM STATISTICS**

	USU	LSU
First Downs	10	32
Rushing	19	248
Passing	140	353
Total Offense	159	601
Fumbles: Number-Lost	0-0	3-1
Penalties: Number-Yards	3-25	5-41
Punts-Yards/Avg.	7-273/39.0	2-91/45.5
Punt returns: No-Yds-TD/Avg.	0-0-0/0.0	1-10-0/10.0
Kickoff Returns: No-Yds-TD/Avg.	1-21-0/21.0	1-38-0/38.0
Interceptions: No-Yds-TD	1-19-0	3-5-0
Fumble Returns: No-Yds-TD	0-0-0	0-0-0
Possession Time	18:57	41:03
Third-Down Conversions	1-of-12	11-of-17

**INDIVIDUAL RUSHING**

**USU:** Bright, 8-18; Nawahine, 7-10; Burt, 4-8; Love, 2-(-8).  
**LSU:** Edwards-Helaire, 14-72; Davis-Price, 11-53; Emery, 8-45; Burrow, 10-42, TD; Curry, 6-24; Brennan, 2-11.

**INDIVIDUAL PASSING (C-A-I, Yds, TD)**

**USU:** Love, 15-30-3, 130, 0; Colombi, 1-1-0, 10, 0.  
**LSU:** Burrow, 27-38-1, 344, 5; Brennan, 1-1-0, 9, 0.

**INDIVIDUAL RECEIVING**

**USU:** Nathan, 4-51; Mariner, 2-45; Scarver, 2-20; Thompkins, 2-18; Bright, 2-(-4); Wright, 1-10; Terrell, 1-8; Repp, 1-(-2); Nawahine, 1-(-6).  
**LSU:** Jefferson, 9-155, 2 TD; Moss, 5-39, TD; Dillon, 4-42, TD; Emery, 4-34; Chase, 3-54, TD; Edwards-Helaire, 1-12; McMath, 1-9; Sullivan, 1-8.

**USU Punt Returns:** None.

**USU KO Returns:** Scarver, 1-21.

**USU Interception Returns:** Haney, 1-19

**USU Fumble Returns:** None.

**USU Tackle Leaders:** Woodward, 16; Meitzenheimer, 13; Lefeged, 10; Williams, 6; Grayson 6.

**UTAH STATE STARTERS**

OFFENSE		DEFENSE	
LT	Edwards	DE	Galeai
LG	T. Shaw	DT	Wildman
C	Ali'ifua	DT	Baker
RG	K. Shaw	DE	Te'i
RT	Hack	LB	Woodward
WR	Thompkins	LB	Meitzenheimer
WR	Nathan	CB	Williams
WR	Mariner	CB	Haney
TE	Terrell	S	Bond
TE	Repp	S	Lefeged Jr.
QB	Love	NK	Grayson



**Junior LB Kevin Meitzenheimer (33) posted his first-ever double-digit tackle outing with a career-high 13 stops, to go along with his first-career forced fumble, in Utah State's 42-6 loss at fifth-ranked LSU.**

**BATON ROUGE, La.** - Utah State stepped out of Mountain West play and into SEC country, losing 42-6 to No. 5 LSU on Saturday, Oct. 5, 2019. For Utah State, it was the first time in did not score a touchdown in 91 games, dating back to the 2012 season.

Senior PK **Dominik Eberle** provided the lone points for the Aggies (3-2, 2-0 MW), converting on field goals of 30 and 47 yards, respectively, in the first half.

LSU's defense gave Utah State QB **Jordan Love** and the Aggies fits all afternoon. The junior signal caller was just 15-for-30 for 130 yards and three interceptions. Junior WR **Jordan Nathan** was Love's top target, hauling in four passes for 51 yards, while graduate transfer senior WR **Siaosi Mariner** had two receptions for 45 yards. Junior WR **Savon Scarver** also had two receptions for 20 yards and sophomore WR **Deven Thompkins** had two receptions for 18 yards.

The Aggies, who were 1-for-12 on third downs, finished with just 159 yards of total offense and 10 first downs. Senior RB **Gerold Bright** finished the game with 18 rushing yards on eight carries, while freshman RB **Enoch Nawahine** carried the ball seven times for 10 ayards.

Joe Burrow was 27-of-38 for 344 yards and five touchdowns for the Tigers (5-0, 1-0 SEC), who racked up 601 yards of total offense – 353 through the air and 248 on the ground. Justin Jefferson caught nine passes for 155 yards and two touchdowns, while Thaddeus Moss, Derrick Dillon and Ja'Marr Chase caught one touchdown apiece.

Junior LB **David Woodward** and fellow junior LB **Kevin Meitzenheimer** led the Aggies' defensive effort with 16 and 13 tackles, apiece. Meitzenheimer, who had a career-high in tackles, also forced one fumble, the first of his career. Junior S **Troy Lefeged Jr.** added 10 stops, to go along with his first-career forced fumble and fumble recovery for Utah State, which fell to 0-3 all-time against LSU. Senior CB **DJ Williams** and sophomore CB **Andre Grayson** each added six tackles, which was a career high for Grayson.

Utah State trailed 21-6 at the break, but it could have been much closer than that. Eberle's first field goal came after senior CB **Cameron Haney** intercepted a pass by Burrow and returned it 19 yards to the Tigers' 7-yard line. However, the Aggies lost six yards on the drive, settling for Eberle's 30-yarder that made it 7-3 for LSU.

Eberle's second field goal of the game came following a 5-play, 35-yard drive for Utah State that cut the LSU lead to 7-6 late in the first quarter.

With Utah State trailing 14-6 and driving in the second quarter, Love was intercepted by LSU's Derek Stingley at the Tigers' 1-yard line. Burrow proceeded to march the hosts 99 yards in 13 plays, capped by a 25-yard touchdown pass to give the Tigers their halftime lead.

LSU controlled the game as it possessed the ball for 41:03, largely in part to the fact that it was 11-of-17 on third downs.

Utah State did force two turnovers in the game and had a chance for two more, as LSU fumbled it three times on the day.

Freshman P **Pierce Callister** had a solid day for Utah State as he punted a career high seven times for an average of 39.0 yards per punt with a long of 47 yards, while two of his punts were downed inside the 20-yard line.



**Junior S Troy Lefeged Jr. (3) had 10 tackles, to go along with his first-ever forced fumble and fumble recovery, against the Tigers.**





/// GAME 4 RECAP vs. COLORADO STATE ///



SEPTEMBER 28, 2019

MERLIN OLSEN FIELD AT MAVERIK STADIUM

SCORING SUMMARY

	1	2	3	4	FINAL
Colorado State	7	14	3	0	24
Utah State	7	17	3	7	34

First Quarter

CSU - Thomas 2 yd run (Camper kick, 7:14)  
 USU - Scarver 100 yd kickoff return (Eberle kick, 7:01)

Second Quarter

CSU - Kinsey 1 yd run (Camper kick, 14:24)  
 USU - Thompkins 37 yd pass from Love (Eberle kick, 13:00)  
 CSU - Neal 44 yd interception return (Camper kick, 10:03)  
 USU - Eberle 42 yd field goal (6:41)  
 USU - Repp 40 yd pass from Love (Eberle kick, 1:08)

Third Quarter

CSU - Camper 45 yd field goal (13:43)  
 USU - Eberle 48 yd field goal (2:57)

Fourth Quarter

USU - Woodward 8 yd fumble return (Eberle kick, 9:32)  
 Attendance: 20,017

TEAM STATISTICS

	CSU	USU
First Downs	11	25
Rushing	79	240
Passing	217	204
Total Offense	296	444
Fumbles: Number-Lost	3-3	2-2
Penalties: Number-Yards	6-41	6-30
Punts-Yards/Avg.	8-351/43.9	7-220/31.4
Punt returns: No-Yds-TD/Avg.	2-15-0/7.5	1-(-2)-0/-2.0
Kickoff Returns: No-Yds-TD/Avg.	1-23-0/23.0	1-100-1/100.0
Interceptions: No-Yds-TD	2-44-1	0-0-0
Fumble Returns: No-Yds-TD	0-0-0	1-8-1
Possession Time	28:59	31:01
Third-Down Conversions	4-of-16	8-of-18

INDIVIDUAL RUSHING

CSU: Kinsey Jr., 22-70, TD; Wright, 2-19; Thomas, 4-2, TD; McElroy, 2-1; O'Brien, 5-(-13).  
 USU: Bright, 36-179; Love, 11-44; Warren, 5-15; Burt, 2-4.

INDIVIDUAL PASSING (C-A-I, Yds, TD)

CSU: O'Brien, 14-30-0, 217, 0.  
 USU: Love, 17-33-2, 204, 2.

INDIVIDUAL RECEIVING

CSU: Wright, 6-60; Craig-Myers, 3-97; Scott, 2-40; Kinsey Jr., 1-10; McBride, 1-6; McElroy, 1-4.  
 USU: Repp, 3-60, TD; Thompkins, 3-55, TD; Scarver, 3-14; Mariner, 2-40; Bright, 2-19; Nathan, 2-2; Warren, 1-9; Terrell, 1-5.

USU Punt Returns: Nathan, 1-(-2).

USU KO Returns: Scarver, 1-100, TD.

USU Interception Returns: None.

USU Fumble Returns: Woodward, 1-8, TD.

USU Tackle Leaders: Woodward, 14; Lefeged Jr., 11; Te'i, 7; Haney, 6; Galeai, 6.

UTAH STATE STARTERS

OFFENSE

LT Edwards  
 LG T. Shaw  
 C Ali'ifua  
 RG K. Shaw  
 RT Hack  
 WR Scarver  
 WR Nathan  
 WR Mariner  
 TE Terrell  
 RB Bright  
 QB Love

DEFENSE

DE Galeai  
 DT Wildman  
 DT Baker  
 DE Te'i  
 LB Woodward  
 LB Meitzenheimer  
 CB Williams  
 CB Haney  
 S Bond  
 S Lefeged Jr.  
 NK Grayson



Senior RB Gerold Bright (1) carried the ball 36 times for 179 yards - both career highs - in Utah State's 34-24 Mountain West home win against Colorado State. Bright added two receptions for 19 yards to finish with 198 all-purpose yards.

**LOGAN, Utah** - Senior RB Gerold Bright rushed for 179 yards on 36 carries, both career highs, and Utah State overcame four turnovers in a 34-24 Mountain West home win against Colorado State on Saturday, Sept. 28, 2019.

Bright finished with 198 all-purpose yards as he also caught two passes for 19 yards in the cold and rain. Utah State (3-1, 2-0 Mountain West) finished with 444 yards of total offense, including 240 on the ground.

Defensively, the Aggies limited the Rams (1-4, 0-1 MW) to 296 yards of total offense, including just 70 yards on the ground from Marvin Kinsey Jr., who racked up 246 yards rushing a week ago against Toledo.

Junior LB David Woodward recorded a game-high 14 tackles for Utah State. He also forced two fumbles and recovered one of them, which he returned for an 8-yard touchdown to essentially seal CSU's fate.

Junior S Troy Lefeged Jr. added a career-best 11 tackles, including 1.0 sacks and 3.0 tackles for loss, which were also career highs. Senior DE Tifa Galeai tallied six tackles, a career-best four quarterback hurries and his first-career fumble recovery. Senior CB Cameron Haney had six tackles, as well, a career-high-tying three pass breakups and his first-career forced fumble.

The game was delayed before the two teams even kicked off because of lightning.

Utah State, which extended its home winning streak to nine, battled back from three separate seven-point deficits in the first half as Colorado State turned a blocked punt and interception into 14 points.

Following a blocked punt, the Rams struck first courtesy of a 2-yard touchdown run to make it 7-0 with 7:14 remaining in the opening quarter.

Just 13 seconds later, the Aggies answered back with a 100-yard kickoff return for touchdown by junior WR Savon Scarver. It was Scarver's fourth-career kickoff return for touchdown, which tied the school record previously set by Kevin Robinson.

CSU regained the lead early in the second quarter on a 1-yard touchdown by Kinsey, but again, the Aggies answered right back - less than two minutes later.

Junior QB Jordan Love, who was 17-of-33 passing for 204 yards and two touchdowns, connected with sophomore WR Deven Thompkins from 37 yards out to knot the game at 14-apiece.

On Utah State's next possession, CSU returned an interception 44 yards for the score to give them a 21-14 lead.

Following a 42-yard field goal by senior PK Dominik Eberle, the Aggies took their first lead of the night on a 40-yard touchdown pass from Love to senior graduate transfer TE Caleb Repp. The Aggies went into the break with momentum and a 24-21 lead.

Utah State opened the second half with the ball, but Love's second interception led to a 45-yard field goal that pulled the Rams even at 24-24.

The Aggies regained the lead for good with 2:57 to go in the third quarter on a 48-yard field goal by Eberle. Utah State sealed it with Woodward's fumble return for touchdown with 9:32 to go in the game, giving the Aggies their final margin of victory.



Junior LB David Woodward (9) had 14 tackles to go along with a career-high-tying two forced fumbles, returning one eight yards for a touchdown against the Rams.



**/// GAME 3 RECAP vs. SAN DIEGO STATE ///**

**SEPTEMBER 21, 2019**
**SDCCU STADIUM**
**SCORING SUMMARY**

	1	2	3	4	FINAL
Utah State	7	13	3	0	23
San Diego State	3	0	0	14	17

**First Quarter**

SDSU - Araiza 22 yd field goal (7:49)  
 USU - Bond 48 yd interception return (Eberle kick, 6:00)

**Second Quarter**

USU - Eberle 30 yd field goal (13:08)  
 USU - Eberle 29 yd field goal (3:27)  
 USU - Warren 11 yd run (Eberle kick, :36)

**Third Quarter**

USU - Eberle 32 yd field goal (10:53)

**Fourth Quarter**

SDSU - Smith 25 yd pass from Agnew (Araiza kick, 10:03)  
 SDSU - Richardson 49 yd pass from Agnew (Araiza kick, 5:19)  
 Attendance: 27,367

**TEAM STATISTICS**

	USU	SDSU
First Downs	23	25
Rushing	82	91
Passing	293	281
Total Offense	263	717
Fumbles: Number-Lost	2-0	2-0
Penalties: Number-Yards	3-30	7-61
Punts-Yards/Avg.	4-159/39.8	4-157/39.2
Punt returns: No-Yds-TD/Avg.	0-0-0/0.0	2-13-0/6.5
Kickoff Returns: No-Yds-TD/Avg.	3-59-0/19.7	5-88-0/17.6
Interceptions: No-Yds-TD	1-48-1	0-0-0
Fumble Returns: No-Yds-TD	0-0-0	0-0-0
Possession Time	23:05	36:55
Third-Down Conversions	8-of-16	8-of-19

**INDIVIDUAL RUSHING**

**USU:** Warren, 17-74, TD; Bright, 6-18; Love, 3-(-9).  
**SDSU:** Bell, 18-63; Jasmin, 9-33; Byrd, 10-20; Matthews, 1-7; Agnew, 8-(-32).

**INDIVIDUAL PASSING (C-A-I, Yds, TD)**

**USU:** Love, 30-47-0, 293, 0.  
**SDSU:** Agnew, 20-37-1, 281, 2.

**INDIVIDUAL RECEIVING**

**USU:** Mariner, 7-74; Scarver, 5-90; Terrell, 4-33; Nathan, 4-20; Warren, 3-40; Repp, 3-23; Thompkins, 2-2; Compton, 1-14; Bright, 1-(-3).  
**SDSU:** Smith, 7-102, TD; Richardson, 3-65, TD; Bell, 3-31; Kothe, 2-30; Dedeaux, 2-18; Jasmin, 2-15; Matthews, 1-20.

**USU Punt Returns:** None.

**USU KO Returns:** Bright, 2-35; Scarver, 1-24.

**USU Interception Returns:** Bond, 1-48, TD.

**USU Fumble Returns:** None.

**USU Tackle Leaders:** Woodward, 13; Williams, 12; Meitzenheimer, 9; Bond, 8; Te'i, 5.

**UTAH STATE STARTERS**
**OFFENSE**

LT Edwards  
 LG T. Shaw  
 C Ali'ifua  
 RG K. Shaw  
 RT Koch  
 WR Scarver  
 WR Nathan  
 WR Mariner  
 TE Terrell  
 RB Bright  
 QB Love

**DEFENSE**

DE Galeai  
 DT Anderson  
 DT 'Unga  
 DE Te'i  
 LB Woodward  
 LB Meitzenheimer  
 CB Williams  
 CB Haney  
 S Gilliam  
 S Lefeged Jr.  
 S Bond



**Junior RB Jaylen Warren (20) carried the ball 17 times for 74 yards and scored the only offensive touchdown of the night for the Aggies on an 11-yard run in Utah State's 23-17 Mountain West road win at San Diego State.**

**SAN DIEGO, Calif.** - Junior RB **Jaylen Warren** rushed for 74 yards and one touchdown and senior PK **Dominik Eberle** kicked three field goals as Utah State held on for a 23-17 Mountain West road win at San Diego State on Saturday, Sept. 21, 2019.

This was the Aggies' first victory over San Diego State since a 31-25 road win on Nov. 25, 1967, snapping a 10-game losing skid to the Aztecs.

Junior QB **Jordan Love** threw for 297 yards, completing 30 of his 47 pass attempts, to help Utah State (2-1, 1-0 Mountain West) open a 23-3 lead with 10:53 remaining in the third quarter after Eberle kicked his third field goal of the night, a 32-yarder.

The Aztecs (3-1, 0-1) made it interesting in the fourth quarter, though, as quarterback Ryan Agnew threw a pair of touchdown passes – a 25- and 49-yarder, respectively – both of which were on fourth down. The second of the two came with 5:19 remaining, pulling the hosts within 23-17.

San Diego State got the ball back one more time on its own 25-yard line with 1:18 to go after Eberle missed a 42-yard field goal. Agnew completed a 14-yard pass on the opening play, but misfired on his next three attempts before redshirt junior DE **Justus Te'i** slammed the door on the Aztecs by sacking the SDSU signal caller for a loss of 37 yards.

Utah State finished with 375 yards of total offense, just three better than SDSU. Agnew was 20-of-37 for 281 yards and two touchdowns. He also threw a costly interception in the first quarter, which was picked off by USU junior S **Shaq Bond** and returned 48 yards for the first touchdown of the game.

The second pick-six of Bond's career gave the Aggies a 7-3 lead with six minutes remaining in the opening quarter. Bond finished with eight tackles, including a career-best 1.5 tackles for loss, and a pass breakup.

Junior LB **David Woodward** led Utah State with 13 stops, his 11th career double-digit tackle outing. Senior CB **DJ Williams** added a career-best 12 tackles, including 11 of the solo variety. Senior DE **Tipa Galeai** tied his career high with 3.0 tackles for loss for the Aggies, senior CB **Cameron Haney** added a career-high-tying three pass breakups and junior LB **Kevin Meitzenheimer** had nine tackles to match his personal best.


Senior graduate transfer WR **Siaosi Mariner** was Love's favorite target on the night as he caught seven passes for 74 yards.

Junior WR **Savon Scarver** added five receptions for 90 yards, both of which were career highs.

San Diego State took the opening kickoff and ate up more than seven minutes off the clock, but had to settle for a 22-yard field goal by Matt Araiza to give the hosts a 3-0 lead.

Utah State proceeded to score the next 23 points, beginning with Bond's pick-six. Field goals of 30 and 29 yards, respectively, by Eberle made it 13-3 with 3:27 to play in the first half, but the Aggies weren't done putting points on the board.

Utah State forced SDSU to punt late in the half and the Aggies took over on their own 20 with 1:15 remaining. Seven plays and 80 yards later, USU was in the end zone courtesy of an 11-yard touchdown run by Warren to give the guests a 20-3 lead at the break.



**Junior S Shaq Bond (4) had eight tackles, including a career-best 1.5 tackles for loss, and returned an interception 48 yards for a touchdown against the Aztecs.**







/// GAME 2 RECAP vs. STONY BROOK ///



SEPTEMBER 7, 2019

MERLIN OLSEN FIELD AT MAVERIK STADIUM

SCORING SUMMARY

	1	2	3	4	FINAL
Stony Brook	0	0	7	0	7
Utah State	17	17	14	14	62

First Quarter

USU - Eberle 35 yd field goal (12:06)  
 USU - Thompkins 45 yd punt return (Eberle kick, 7:26)  
 USU - Mariner 29 yd pass from Love (Eberle kick, 3:27)

Second Quarter

USU - Eberle 37 yd field goal (14:09)  
 USU - Warren 28 yd run (Eberle kick, 6:29)  
 USU - Bright 2 yd run (Eberle kick, 2:08)

Third Quarter

USU - Warren 54 yd run (Eberle kick, 14:26)  
 SBU - White 3 yd pass from Cassidy (Courtney kick, 8:17)  
 USU - Wright 30 yd pass from Colombi (Eberle kick, :13)

Fourth Quarter

USU - Peasley 59 yd run (Eberle kick, 13:45)  
 USU - Thompkins 10 yd pass from Colombi (Eberle kick, 10:17)  
 Attendance: 22,247

TEAM STATISTICS

	SBU	USU
First Downs	16	35
Rushing	108	325
Passing	155	392
Total Offense	263	717
Fumbles: Number-Lost	1-0	1-1
Penalties: Number-Yards	10-88	9-80
Punts-Yards/Avg.	11-460/41.8	2-86/43.0
Punt returns: No-Yds-TD/Avg.	1-19-0/19.0	3-72-1/24.0
Kickoff Returns: No-Yds-TD/Avg.	0-0-0/0.0	2-65-0/32.5
Interceptions: No-Yds-TD	0-0-0	1-0-0
Fumble Returns: No-Yds-TD	0-0-0	0-0-0
Possession Time	30:59	29:01
Third-Down Conversions	5-of-17	10-of-14

INDIVIDUAL RUSHING

SBU: Nekhet, 14-46; White, 11-39; Fields, 3-18; Cassidy, 3-5.  
 USU: Warren, 9-105, 2 TD; Peasley, 3-83, TD; Bright, 9-67, TD; Love, 3-31; Nawahine, 8-24; Burt, 6-15; Colombi, 3-4.

INDIVIDUAL PASSING (C-A-I, Yds, TD)

SBU: Cassidy, 14-28-1, 129, 1; Fields, 5-14-0, 26, 0.  
 USU: Love, 25-34-0, 294, 1; Colombi, 8-9-0, 93, 2; Peasley, 2-2-0, 5, 0.

INDIVIDUAL RECEIVING

SBU: Anderson, 6-44; Benson, 3-33; Constant, 2-12.  
 USU: Thompkins, 5-77, TD; Mariner, 5-73, TD; Repp, 5-58; Nathan, 3-33; Bright, 3-3; Compton, 2-35; Wright, 2-30, TD; Warren, 2-27; Scarver, 2-15; Boman, 2-7; Carter, 1-11; Burt, 1-11; Lee, 1-6; Terrell, 1-6.

USU Punt Returns: Nathan, 2-27; Thompkins, 1-45, TD.

USU KO Returns: Scarver, 2-65.

USU Interception Returns: Grayson, 1-0.

USU Fumble Returns: None.

USU Tackle Leaders: Gilliam, 6; Williams, 4; Bond, 4; Woodward, 4.

UTAH STATE STARTERS

OFFENSE		DEFENSE	
LT	Hack	DE	Galeai
LG	T. Shaw	DT	Anderson
C	Ali'ifua	DT	'Unga
RG	K. Shaw	DE	Te'i
RT	Koch	LB	Woodward
WR	Scarver	LB	Meitzenheimer
WR	Nathan	CB	Williams
WR	Mariner	CB	Lampkin
TE	Terrell	S	Gilliam
RB	Bright	S	Lefeged Jr.
QB	Love	S	Bond



Sophomore WR Deven Thompkins (13) scored two touchdowns and had 122 all-purpose yards in Utah State's 62-7 home win against Stony Brook. Thompkins returned a punt 45 yards for a score and caught a career-high five passes for a career-best 77 yards, including a 10-yard touchdown.

LOGAN, Utah - Sophomore WR Deven Thompkins scored a pair of touchdowns and junior RB Jaylen Warren reached the century mark for the second-consecutive game as Utah State rolled to a 62-7 non-conference home win against Stony Brook at Maverik Stadium on Saturday, Sept. 7, 2019.

Junior QB Jordan Love passed for 294 yards and one touchdown in just over two quarters for the Aggies (1-1, 0-0 Mountain West), who racked up 717 yards of total offense – the second-most in school history – and a program-best 35 first downs. In all, USU passed for 392 yards in the game, which is the 18th-most in a single game in program history, as the Aggie quarterbacks completed 35-of-45 passes on the night to 14 different receivers, including 10 with multiple receptions.

Utah State led 34-0 at intermission after scoring on six of its eight first-half drives. The Aggies opened the game with a 35-yard field goal by senior PK Dominik Eberle.

After punting the second time they touched the ball, the Aggies proceeded to score on their next five possessions, beginning with a 45-yard punt return for a touchdown by Thompkins. He also hauled in a 10-yard touchdown pass in the fourth quarter from sophomore QB Henry Colombi that gave Utah State its final margin of victory. Thompkins finished the game with 122 all-purpose yards as he caught a career-high five passes for a career-best 77 yards to go along with his 45-yard punt return.

Warren ran for 105 yards and two touchdowns, a 28-yarder and a 54-yarder, on just nine carries. Utah State, which gained 325 yards on the ground, also had touchdown runs from senior RB Gerold Bright and redshirt freshman QB Andrew Peasley. Bright finished the game with 67 yards on nine carries, while Peasley rushed for a career-high 83 yards on just three carries, which included his career long 59-yard touchdown in the fourth quarter.

In his backup role, Colombi completed 8 of 9 passes for 93 yards and two touchdowns, including a 30-yarder to junior WR Derek Wright that stretched the Aggies' lead to 48-7 late in the third quarter.

Graduate transfers Siosa Mariner and Caleb Repp also had five catches apiece for 73 and 58 yards, respectively, for Utah State. Mariner found paydirt on a 29-yard pass from Love with 3:27 remaining in the first quarter.

Stony Brook was held to 263 total yards and 16 first downs. Quarterback Jack Cassidy was 14 for 28 passing for 129 yards and one touchdown, to go along with an interception, for the Seawolves (1-1, 0-0 Colonial Athletic Association).

Overall, Utah State was 10-of-14 on third down, as compared to 5-of-14 for Stony Brook, while the Aggies controlled the ball for 30:59 of the game.

Junior S Cash Gilliam led the Aggies with six tackles and a forced fumble, while senior CB DJ Williams had four tackles and a career-high-tying three pass breakups. Sophomore CB Andre Grayson recorded Utah State's lone turnover of the night with an interception.



Senior CB DJ Williams (7) had four tackles and tied his career high with three pass breakups against the Seawolves.



**/// GAME 1 RECAP vs. WAKE FOREST ///**

**August 30, 2019**
**BT&T FIELD**
**SCORING SUMMARY**

	1	2	3	4	FINAL
Utah State	7	14	7	7	35
Wake Forest	10	7	14	7	38

**First Quarter**

WF - Surratt 22 yd pass from Newman (Sciba kick, 11:54)  
 USU - Bright 7 yd run (Eberle kick, 9:23)  
 WF - Sciba 21 yd field goal (00:27)

**Second Quarter**

USU - Nathan 27 yd pass from Love (Eberle kick, 14:11)  
 WF - Washington 9 yd pass from Newman (Sciba kick, 6:27)  
 USU - Mariner 17 yd pass from Love (Eberle kick, 00:25)

**Third Quarter**

WF - Newman 1 yd run (Sciba kick, 9:08)  
 USU - Thompkins 56 yd pass from Love (Eberle kick, 5:42)  
 WF - Beal-Smith 12 yd run (Sciba kick, 00:49)

**Fourth Quarter**

USU - Warren 4 yd run (Eberle kick, 13:51)  
 WF - Hinton 2 yd pass from Newman (Sciba kick, 1:08)  
 Attendance: 29,027

**TEAM STATISTICS**

	USU	WF
First Downs	23	30
Rushing	180	178
Passing	416	401
Total Offense	596	579
Fumbles: Number-Lost	0-0	2-1
Penalties: Number-Yards	8-84	1-15
Punts-Yards/Avg.	7-273/39.0	5-213/42.6
Punt returns: No-Yds-TD/Avg.	1-20-0/20.0	3-64-0/21.3
Kickoff Returns: No-Yds-TD/Avg.	1-18-0/18.0	2-46-0/23.0
Interceptions: No-Yds-TD	0-0-0	3-1-0
Fumble Returns: No-Yds-TD	1-2-0	0-0-0
Possession Time	23:47	36:13
Third-Down Conversions	6-of-16	13-of-24

**INDIVIDUAL RUSHING**

**USU:** Warren, 19-141, TD; Bright, 9-37, TD; Love 3-2.  
**WF:** Carney, 25-105; Beal-Smith, 11-38, TD; Newman, 21-36, TD.

**INDIVIDUAL PASSING (C-A-I, Yds, TD)**

**USU:** Love, 33-48-3, 416, 3.  
**WF:** Newman, 34-47-0, 401, 3.

**INDIVIDUAL RECEIVING**

**USU:** Mariner, 8-118, TD; Nathan, 6-83, TD; Thompkins, 2-59, TD; Repp, 5-59; Scarver, 3-49; Bright, 4-30; Terrell, 3-17; Warren, 1-1; Compton, 1-0.  
**WF:** Surratt, 7-158, TD; Claude, 6-70; Hinton, 9-66, TD; Washington, 4-46, TD; Freudenthal, 4-31; Chapman, 3-24; Carney, 1-6.

**USU Punt Returns:** None.

**USU KO Returns:** Scarver, 1-18.

**USU Interception Returns:** None.

**USU Fumble Returns:** Te'i, 1-2.

**USU Tackle Leaders:** Woodward, 24; Lefeged Jr., 10; Meitzenheimer, 9; Bond, 8; Te'i, 8.

**UTAH STATE STARTERS**

OFFENSE		DEFENSE	
LT	Edwards	DE	Galeai
LG	T. Shaw	DT	Leilua
C	Ali'ifua	DT	Anderson
RG	K. Shaw	DE	Te'i
RT	Koch	LB	Woodward
WR	Scarver	LB	Meitzenheimer
WR	Mariner	CB	Williams
TE	Repp	CB	Jackson
TE	Terrell	CB	Grayson
RB	Bright	S	Lefeged Jr.
QB	Love	S	Bond



Junior QB Jordan Love (10) was 33-of-48 passing for 416 yards and three touchdowns in Utah State's 38-35 season-opening road loss at Wake Forest.

**WINSTON-SALEM, N.C.** - For the second-consecutive year, Utah State proved it could go toe-to-toe with the big boys of college football, taking ACC-foe Wake Forest to the wire before falling short, 38-35, in the season opener for both teams on Friday, Aug. 30, 2019, at BB&T Field.

The Aggies, who opened the season with a 38-31 loss at No. 11 Michigan State in 2018, appeared to be headed for the potential game-tying field goal or game-winning touchdown in the waning moments Friday night. Unfortunately, the Demon Deacons' Justin Strnad intercepted a pass by Utah State junior QB **Jordan Love** at the Aggies' 20-yard line with 17 seconds left to end the game.

Love finished with 416 yards passing and three touchdowns, completing 33 of his 48 pass attempts – both career highs. His favorite target on the night was graduate transfer WR **Siaosi Mariner**, who caught eight passes for 118 yards and one touchdown. For Love, it was his third-career 400-yard passing game.

Utah State finished with 596 yards of total offense, including 180 on the ground. Junior college transfer RB **Jaylen Warren** led the way for the Aggies with 141 yards and one touchdown on 19 carries. Warren's 4-yard touchdown run with 13:51 remaining in the fourth quarter gave Utah State its final lead of the night at 35-31.

After the go-ahead score, the Aggie defense forced two straight punts by the Demon Deacons, and turned them over on downs with 4:05 to go. However, USU couldn't run out the remainder of the clock and punted back to Wake Forest, which took over on its own 11-yard line with 2:19 to go. Two plays later, after Demon Deacons QB Jamie Newman completed passes of 18 and 70 yards, respectively, the hosts were at the Aggies' 1.

But, Utah State's defense stuffed three straight running plays by Wake Forest and the Demon Deacons faced a fourth-and-goal situation from the 2. That's when Newman found Kendall Hinton in the right corner of the end zone for the touchdown.

Newman finished the night with 401 yards passing and three touchdowns, completing 34-of-47 passes. He also rushed the ball 21 times for 36 yards and a score.

Following Wake Forest's go-ahead touchdown, Love drove Utah State into Demon Deacons' territory, aided by a 24-yard pitch-and-catch to Mariner, and a targeting penalty on the hosts.

Senior RB **Gerold Bright** scored the Aggies' first touchdown of 2019 on a seven-yard run in the first quarter, while Love's first touchdown pass of the season came with 14:11 remaining in the second quarter when he found junior WR **Jordan Nathan** from 27 yards out.

Love also threw a 17-yard touchdown pass to Mariner, who made an acrobatic grab in the right corner of the end zone to give the visitors a 21-17 lead at half, then found sophomore WR **Deven Thompkins** for a 56-yard touchdown pass midway through the third quarter.

Defensively, junior LB **David Woodward** had a career-high 24 tackles, which included 3.5 tackles for loss and 1.0 sacks, to go along with two forced fumbles.

Redshirt junior DE **Justus Te'i** recovered one of those fumbles and junior S **Shaq Bond** had a game-high-tying two pass breakups and eight tackles.



Junior LB David Woodward (9) had a career-high 24 tackles, which included 1.0 sacks and 3.5 tackles for loss, to go along with two forced fumbles against the Demon Deacons.



Date	Opponent		Score	Att.
Aug 30, 2019	at Wake Forest	L	35-38	29027
Sep 07, 2019	STONY BROOK	W	62-7	22247
* Sep 21, 2019	at San Diego State	W	23-17	27367
* Sep 28, 2019	COLORADO STATE	W	34-24	20017
Oct 05, 2019	at #5 LSU	L	6-42	100266
* Oct 19, 2019	NEVADA	W	36-10	15240
* Oct 26, 2019	at Air Force	L	7-31	19248

Rushing	gp	att	gain	loss	net	avg	td	lg	avg/g
BRIGHT, Gerold	7	89	475	6	469	5.3	4	67	67.0
WARREN, Jaylen	6	64	417	5	412	6.4	4	59	68.7
PEASLEY, Andrew	1	3	83	0	83	27.7	1	59	83.0
LOVE, Jordan	7	36	136	73	63	1.8	0	22	9.0
BURT, Riley	6	17	63	1	62	3.6	0	21	10.3
NAWAHINE, Enoch	4	15	38	4	34	2.3	0	7	8.5
COLOMBI, Henry	3	4	9	6	3	0.8	0	9	1.0
Total	7	235	1221	117	1104	4.7	9	67	157.7
Opponents	7	334	1467	202	1265	3.8	10	40	180.7

Passing	gp	effic	comp-att-int	pct	yds	td	lg	avg/g
LOVE, Jordan	7	118.49	147-246-9	59.8	1620	8	56	231.4
COLOMBI, Henry	3	222.27	11-12-0	91.7	108	2	30	36.0
PEASLEY, Andrew	1	121.00	2-2-0	100.0	5	0	5	5.0
Total	7	123.30	160-260-9	61.5	1733	10	56	247.6
Opponents	7	124.85	134-239-5	56.1	1644	11	70	234.9

Receiving	gp	no.	yds	avg	td	lg	avg/g
MARINER, Siosa	7	29	441	15.2	3	48	63.0
THOMPSON, D.	7	24	283	11.8	3	56	40.4
NATHAN, Jordan	7	21	208	9.9	1	35	29.7
SCARVER, Savon	7	18	219	12.2	0	48	31.3
REPP, Caleb	7	18	211	11.7	2	40	30.1
BRIGHT, Gerold	7	15	62	4.1	0	19	8.9
TERRELL, Carson	7	10	69	6.9	0	12	9.9
WARREN, Jaylen	6	9	119	13.2	0	31	19.8
COMPTON, Taylor	6	6	54	9.0	0	18	9.0
WRIGHT, Derek	6	3	40	13.3	1	30	6.7
BURT, Riley	6	2	9	4.5	0	11	1.5
BOMAN, Travis	6	2	7	3.5	0	5	1.2
CARTER, Ajani	6	1	11	11.0	0	11	1.8
LEE, Logan	5	1	6	6.0	0	6	1.2
NAWAHINE, Enoch	4	1	-6	-6.0	0	0	-1.5
Total	7	160	1733	10.8	10	56	247.6
Opponents	7	134	1644	12.3	11	70	234.9

Field Goals	fg	pct.	01-19	20-29	30-39	40-49	50-99	lg	blk
EBERLE, Dominik	11-13	84.6	0-0	2-2	6-6	3-5	0-0	48	0

Scoring	td	fg	PAT				dxp	saf	pts
			kick	rush	rcv	pass			
EBERLE, Dominik	-	11-13	24-24	-	-	-	-	-	57
THOMPSON, D.	4	-	-	-	-	-	-	-	24
BRIGHT, Gerold	4	-	-	-	-	-	-	-	24
WARREN, Jaylen	4	-	-	-	-	-	-	-	24
MARINER, Siosa	3	-	-	-	-	-	-	-	18
REPP, Caleb	2	-	-	-	-	-	-	-	12
SCARVER, Savon	2	-	-	-	-	-	-	-	12
WOODWARD, David	1	-	-	-	-	-	-	-	6
BOND, Shaq	1	-	-	-	-	-	-	-	6
PEASLEY, Andrew	1	-	-	-	-	-	-	-	6
NATHAN, Jordan	1	-	-	-	-	-	-	-	6
WRIGHT, Derek	1	-	-	-	-	-	-	-	6
TE'I, Justus	-	-	-	-	-	-	1	2	
Total	24	11-13	24-24	-	-	-	1	203	
Opponents	22	5-8	22-22	-	-	-	-	169	

Score by Quarters	1st	2nd	3rd	4th	OT	Total
Utah State	53	74	34	42	0	203
Opponents	30	52	45	42	0	169

Record:	Overall	Home	Away	Neutral
All games	4-3	3-0	1-3	0-0
Conference	3-1	2-0	1-1	0-0
Non-Conference	1-2	1-0	0-2	0-0

Team Statistics	USU	OPP
FIRST DOWNS	145	159
Rushing	57	76
Passing	78	74
Penalty	10	9
RUSHING YARDAGE	1104	1265
Rushing Attempts	235	334
Average Per Rush	4.7	3.8
Average Per Game	157.7	180.7
TDs Rushing	9	10
PASSING YARDAGE	1733	1644
Comp-Att-Int	160-260-9	134-239-5
Average Per Pass	6.7	6.9
Average Per Catch	10.8	12.3
Average Per Game	247.6	234.9
TDs Passing	10	11
TOTAL OFFENSE	2837	2909
Average Per Play	5.7	5.1
Average Per Game	405.3	415.6
KICK RETURNS: #-Yards	12-388	15-325
PUNT RETURNS: #-Yards	5-90	7-58
INT RETURNS: #-Yards	5-105	9-55
FUMBLES-LOST	7-4	16-7
PENALTIES-Yards	35-301	46-396
PUNTS-AVG	42-39.4	42-41.9
TIME OF POSSESSION/Game	23:38	36:22
3RD-DOWN Conversions	38/101	55/124
4TH-DOWN Conversions	1/2	4/14

Interceptions	no.	yds	avg	td	lg
BOND, Shaq	2	82	41.0	1	48
GRAYSON, Andre	1	0	0.0	0	0
HANEY, Cameron	1	19	19.0	0	19
MEITZENHEIMER,	1	4	4.0	0	4

Punting	no.	yds	avg	lg	tb	fc	i20	50+	blk
CALLISTER, P.	18	687	38.2	52	1	9	8	1	1
BARTOLIC, C.	16	696	43.5	71	2	4	7	6	0
DALTON, Aaron	7	273	39.0	49	0	6	1	0	0
TEAM	1	0	0.0	0	0	0	0	0	0

Punt Returns	no.	yds	avg	td	lg
NATHAN, Jordan	4	45	11.2	0	21
THOMPSON, D.	1	45	45.0	1	45
Total	5	90	18.0	1	45
Opponents	7	58	8.3	0	19

Kick Returns	no.	yds	avg	td	lg
SCARVER, Savon	8	347	43.4	2	100
BRIGHT, Gerold	2	35	17.5	0	21
LEE, Logan	1	6	6.0	0	6
NATHAN, Jordan	1	0	0.0	0	0
Total	12	388	32.3	2	100
Opponents	15	325	21.7	0	38

All Purpose	g	rush	rcv	pr	kr	ir	total	avg/g
BRIGHT, Gerold	7	469	62	0	35	0	566	80.9
SCARVER, Savo	7	0	219	0	347	0	566	80.9
WARREN, Jaylen	6	412	119	0	0	0	531	88.5
MARINER, Siosa	7	0	441	0	0	0	441	63.0
THOMPSON, D.	7	0	283	45	0	0	328	46.9
Total	7	1104	1733	90	388	105	3420	488.6
Opponents	7	1265	1644	58	325	55	3347	478.1

Total Offense	g	plays	rush	pass	total	avg/g
LOVE, Jordan	7	282	63	1620	1683	240.4
BRIGHT, Gerold	7	89	469	0	469	67.0
WARREN, Jaylen	6	64	412	0	412	68.7
COLOMBI, Henry	3	16	3	108	111	37.0
PEASLEY, Andrew	1	5	83	5	88	88.0
Total	7	495	1104	1733	2837	405.3
Opponents	7	573	1265	1644	2909	415.6



<b>Team Statistics</b>	<b>USU</b>	<b>OPP</b>
SCORING	203	169
Points Per Game	29.0	24.1
Points Off Turnovers	41	34
FIRST DOWNS	145	159
Rushing	57	76
Passing	78	74
Penalty	10	9
RUSHING YARDAGE	1104	1265
Yards gained rushing	1221	1467
Yards lost rushing	117	202
Rushing Attempts	235	334
Average Per Rush	4.7	3.8
Average Per Game	157.7	180.7
TDs Rushing	9	10
PASSING YARDAGE	1733	1644
Comp-Att-Int	160-260-9	134-239-5
Average Per Pass	6.7	6.9
Average Per Catch	10.8	12.3
Average Per Game	247.6	234.9
TDs Passing	10	11
TOTAL OFFENSE	2837	2909
Total Plays	495	573
Average Per Play	5.7	5.1
Average Per Game	405.3	415.6
KICK RETURNS: #-Yards	12-388	15-325
PUNT RETURNS: #-Yards	5-90	7-58
INT RETURNS: #-Yards	5-105	9-55
KICK RETURN AVERAGE	32.3	21.7
PUNT RETURN AVERAGE	18.0	8.3
INT RETURN AVERAGE	21.0	6.1
FUMBLES-LOST	7-4	16-7
PENALTIES-Yards	35-301	46-396
Average Per Game	43.0	56.6
PUNTS-Yards	42-1656	42-1761
Average Per Punt	39.4	41.9
Net punt average	36.6	37.4
KICKOFFS-Yards	42-2420	34-1978
Average Per Kick	57.6	58.2
Net kick average	38.6	34.3
TIME OF POSSESSION/Game	23:38	36:22
3RD-DOWN Conversions	38/101	55/124
3rd-Down Pct	38%	44%
4TH-DOWN Conversions	1/2	4/14
4th-Down Pct	50%	29%
SACKS BY-Yards	15-128	10-57
MISC YARDS	0	0
TOUCHDOWNS SCORED	24	22
FIELD GOALS-ATTEMPTS	11-13	5-8
ON-SIDE KICKS	0-0	0-0
RED-ZONE SCORES	(17-24) 71%	(20-23) 87%
RED-ZONE TOUCHDOWNS	(8-24) 33%	(17-23) 74%
PAT-ATTEMPTS	(24-24) 100%	(22-22) 100%
ATTENDANCE	57504	175908
Games/Avg Per Game	3/19168	4/43977
Neutral Site Games		0/0

<b>Score by Quarters</b>	<b>1st</b>	<b>2nd</b>	<b>3rd</b>	<b>4th</b>	<b>OT</b>	<b>Total</b>
Utah State	53	74	34	42	0	203
Opponents	30	52	45	42	0	169





Rushing	gp	att	gain	loss	net	avg	td	lg	avg/g
BRIGHT, Gerold	7	89	475	6	469	5.3	4	67	67.0
WARREN, Jaylen	6	64	417	5	412	6.4	4	59	68.7
PEASLEY, Andrew	1	3	83	0	83	27.7	1	59	83.0
LOVE, Jordan	7	36	136	73	63	1.8	0	22	9.0
BURT, Riley	6	17	63	1	62	3.6	0	21	10.3
NAWAHINE, Enoch	4	15	38	4	34	2.3	0	7	8.5
COLOMBI, Henry	3	4	9	6	3	0.8	0	9	1.0
TEAM	5	7	0	22	-22	-3.1	0	0	-4.4
Total	7	235	1221	117	1104	4.7	9	67	157.7
Opponents	7	334	1467	202	1265	3.8	10	40	180.7

Passing	gp	effic	comp-att-int	pct	yds	td	lg	avg/g
LOVE, Jordan	7	118.49	147-246-9	59.8	1620	8	56	231.4
COLOMBI, Henry	3	222.27	11-12-0	91.7	108	2	30	36.0
PEASLEY, Andrew	1	121.00	2-2-0	100.0	5	0	5	5.0
Total	7	123.30	160-260-9	61.5	1733	10	56	247.6
Opponents	7	124.85	134-239-5	56.1	1644	11	70	234.9

Receiving	gp	no.	yds	avg	td	lg	avg/g
MARINER, Siasoi	7	29	441	15.2	3	48	63.0
THOMPCKINS, D.	7	24	283	11.8	3	56	40.4
NATHAN, Jordan	7	21	208	9.9	1	35	29.7
SCARVER, Savon	7	18	219	12.2	0	48	31.3
REPP, Caleb	7	18	211	11.7	2	40	30.1
BRIGHT, Gerold	7	15	62	4.1	0	19	8.9
TERRELL, Carson	7	10	69	6.9	0	12	9.9
WARREN, Jaylen	6	9	119	13.2	0	31	19.8
COMPTON, Taylor	6	6	54	9.0	0	18	9.0
WRIGHT, Derek	6	3	40	13.3	1	30	6.7
BURT, Riley	6	2	9	4.5	0	11	1.5
BOMAN, Travis	6	2	7	3.5	0	5	1.2
CARTER, Ajani	6	1	11	11.0	0	11	1.8
LEE, Logan	5	1	6	6.0	0	6	1.2
NAWAHINE, Enoch	4	1	-6	-6.0	0	0	-1.5
Total	7	160	1733	10.8	10	56	247.6
Opponents	7	134	1644	12.3	11	70	234.9

Punt Returns	no.	yds	avg	td	lg
NATHAN, Jordan	4	45	11.2	0	21
THOMPCKINS, D.	1	45	45.0	1	45
Total	5	90	18.0	1	45
Opponents	7	58	8.3	0	19

Interceptions	no.	yds	avg	td	lg
BOND, Shaq	2	82	41.0	1	48
GRAYSON, Andre	1	0	0.0	0	0
HANEY, Cameron	1	19	19.0	0	19
MEITZENHEIMER,	1	4	4.0	0	4
Total	5	105	21.0	1	48
Opponents	9	55	6.1	1	44

Kick Returns	no.	yds	avg	td	lg
SCARVER, Savon	8	347	43.4	2	100
BRIGHT, Gerold	2	35	17.5	0	21
LEE, Logan	1	6	6.0	0	6
NATHAN, Jordan	1	0	0.0	0	0
Total	12	388	32.3	2	100
Opponents	15	325	21.7	0	38

Fumble Returns	no.	yds	avg	td	lg
TE'I, Justus	1	2	2.0	0	2
WOODWARD, David	1	8	8.0	1	8
Total	2	10	5.0	1	8
Opponents	2	20	10.0	0	16



Scoring	td	fg	PAT				dxp	saf	pts
			kick	rush	rcv	pass			
EBERLE, Dominik	-	11-13	24-24	-	-	-	-	-	57
BRIGHT, Gerold	4	-	-	-	-	-	-	-	24
WARREN, Jaylen	4	-	-	-	-	-	-	-	24
THOMPSON, D.	4	-	-	-	-	-	-	-	24
MARINER, Siao	3	-	-	-	-	-	-	-	18
REPP, Caleb	2	-	-	-	-	-	-	-	12
SCARVER, Savon	2	-	-	-	-	-	-	-	12
WRIGHT, Derek	1	-	-	-	-	-	-	-	6
WOODWARD, David	1	-	-	-	-	-	-	-	6
NATHAN, Jordan	1	-	-	-	-	-	-	-	6
PEASLEY, Andrew	1	-	-	-	-	-	-	-	6
BOND, Shaq	1	-	-	-	-	-	-	-	6
TE'I, Justus	-	-	-	-	-	-	1	-	2
Total	24	11-13	24-24	-	-	-	-	1	203
Opponents	22	5-8	22-22	-	-	-	-	-	169

Total Offense	g	plays	rush	pass	total	avg/g
LOVE, Jordan	7	282	63	1620	1683	240.4
BRIGHT, Gerold	7	89	469	0	469	67.0
WARREN, Jaylen	6	64	412	0	412	68.7
COLOMBI, Henry	3	16	3	108	111	37.0
PEASLEY, Andrew	1	5	83	5	88	88.0
BURT, Riley	6	17	62	0	62	10.3
NAWAHINE, Enoch	4	15	34	0	34	8.5
TEAM	5	7	-22	0	-22	-4.4
Total	7	495	1104	1733	2837	405.3
Opponents	7	573	1265	1644	2909	415.6

Field Goals	fg	pct.	01-19	20-29	30-39	40-49	50-99	lg	blk
EBERLE, Dominik	11-13	84.6	0-0	2-2	6-6	3-5	0-0	48	0

FG Sequence	Utah State	Opponents
Wake Forest	-	(21)
Stony Brook	(35),(37)	-
San Diego State	(30),(29),(32),42	(22)
Colorado State	(42),(48)	51,(45)
LSU	(30),(47)	53
Nevada	(29),(32),47	(23),51
Air Force	-	(57)

Numbers in (parentheses) indicate field goal was made.

All Purpose	g	rush	rcv	pr	kr	ir	total	avg/g
SCARVER, Sav	7	0	219	0	347	0	566	80.9
BRIGHT, Gerold	7	469	62	0	35	0	566	80.9
WARREN, Jayle	6	412	119	0	0	0	531	88.5
MARINER, Siao	7	0	441	0	0	0	441	63.0
THOMPSON, D.	7	0	283	45	0	0	328	46.9
NATHAN, Jorda	7	0	208	45	0	0	253	36.1
REPP, Caleb	7	0	211	0	0	0	211	30.1
PEASLEY, Andr	1	83	0	0	0	0	83	83.0
BOND, Shaq	7	0	0	0	0	82	82	11.7
BURT, Riley	6	62	9	0	0	0	71	11.8
TERRELL, Cars	7	0	69	0	0	0	69	9.9
LOVE, Jordan	7	63	0	0	0	0	63	9.0
COMPTON, Tay	6	0	54	0	0	0	54	9.0
WRIGHT, Derek	6	0	40	0	0	0	40	6.7
NAWAHINE, En	4	34	-6	0	0	0	28	7.0
HANEY, Camero	5	0	0	0	0	19	19	3.8
LEE, Logan	5	0	6	0	6	0	12	2.4
CARTER, Ajani	6	0	11	0	0	0	11	1.8
BOMAN, Travis	6	0	7	0	0	0	7	1.2
MEITZENHEIME	7	0	0	0	0	4	4	0.6
COLOMBI, Henr	3	3	0	0	0	0	3	1.0
TEAM	5	-22	0	0	0	0	-22	-4.4
Total	7	1104	1733	90	388	105	3420	488.6
Opponents	7	1265	1644	58	325	55	3347	478.1

Punting	no.	yds	avg	lg	tb	fc	i20	50+	blk
CALLISTER, P.	18	687	38.2	52	1	9	8	1	1
BARTOLIC, C.	16	696	43.5	71	2	4	7	6	0
DALTON, Aaron	7	273	39.0	49	0	6	1	0	0
TEAM	1	0	0.0	0	0	0	0	0	0
Total	42	1656	39.4	71	3	19	16	7	1
Opponents	42	1761	41.9	60	5	11	10	10	0

Kickoffs	no.	yds	avg	tb	ob	retn	net	ydln
EBERLE, Dominik	39	2275	58.3	18	0			
COLES, Connor	3	145	48.3	1	0			
Total	42	2420	57.6	19	0	21.7	38.6	26
Opponents	34	1978	58.2	17	0	32.3	34.3	30





#	Defensive Leaders	gp	Tackles			tfl/yds	Sacks no-yds	Pass defense			Fumbles		blkd	
			ua	a	tot			int-yds	brup	qbh	rcv-yds	ff	kick	saf
9	WOODWARD, David	7	53	40	93	5.0-15	2.0-10	.	2	.	1-8	4	.	.
7	WILLIAMS, DJ	7	34	15	49	1.5-4	.	.	5	.	1-0	.	.	.
33	MEITZENHEIMER,	7	29	18	47	1.0-1	.	1-4	1	.	.	1	.	.
3	LEFEGED JR, T.	7	24	23	47	3.0-5	1.0-2	.	3	1	1-0	1	.	.
4	BOND, Shaq	7	25	19	44	2.5-5	.	2-82	4	1	.	.	.	.
1G	GALEAI, Tipa	7	20	11	31	5.0-16	2.0-8	.	.	6	1-0	.	.	.
51	TE'I, Justus	7	14	14	28	3.5-41	1.0-37	.	.	1	1-2	.	.	1
21	GRAYSON, Andre	7	17	10	27	2.0-14	1.0-10	1-0	5	.	.	2	.	.
93	WILDMAN, Jacoby	7	13	8	21	4.5-17	2.0-12	.	.	1	.	.	.	.
96	UNGA, C.	7	8	12	20	1.0-11	1.0-11	.	1	1	.	.	.	.
91	ANDERSON, Devon	7	11	8	19	3.0-13	1.0-6	.	.	2	.	1	.	.
42	HENINGER, Nick	7	10	7	17	6.5-29	3.0-19	.	1	3	1-0	1	.	.
6	HANEY, Cameron	5	13	3	16	1.0-13	1.0-13	1-19	7	.	.	2	.	.
9V	VONGPHACHANH, A	3	5	7	12	.	.	.	.	.	.	.	.	.
24	BAKER, Dalton	7	4	8	12	0.5-1	.	.	2	2	1-0	.	.	.
5	GILLIAM, Cash	4	5	7	12	1.0-2	.	.	.	.	.	1	.	.
92	MOTU'APUAKA, H.	6	3	4	7	.	.	.	.	.	.	.	.	.
18	LAMPKIN, Cam	7	6	.	6	.	.	.	2	.	.	.	.	.
94	ANDERSEN, Caden	7	1	5	6	.	.	.	.	.	.	.	.	.
90	FATA, Ritisoni	5	2	4	6	.	.	.	.	.	.	.	.	.
41	SHELTON, Elijah	4	2	4	6	.	.	.	.	1	.	.	.	.
37	LOCKETT, Sam	7	4	1	5	.	.	.	.	.	.	.	.	.
12	CARTER, Ajani	6	4	1	5	.	.	.	.	.	.	.	.	.
14	JACKSON, Z.	1	1	3	4	.	.	.	1	.	.	.	.	.
2	ADAMS, Terin	3	3	1	4	.	.	.	.	.	.	.	.	.
44	LEILUA, Fua	1	1	2	3	.	.	.	.	1	.	.	.	.
26	NELSON, Chase	7	1	2	3	.	.	.	.	.	.	.	.	.
45	BANNERMAN, J.	4	1	2	3	.	.	.	1	.	.	.	.	.
23	TATUM, Dominic	3	3	.	3	.	.	.	2	.	.	.	.	.
34	BURT, Riley	6	3	.	3	.	.	.	.	.	.	.	.	.
97	PITCHER, Jake	4	1	1	2	.	.	.	.	.	.	.	.	.
17	COMPTON, Taylor	6	2	.	2	.	.	.	.	.	.	.	.	.
53	HARRIS, Braden	4	.	1	1	.	.	.	.	.	.	.	.	.
25	GREEN, Jarrod	7	1	.	1	.	.	.	.	.	.	.	.	.
39	MAGALEI, Maika	1	1	.	1	.	.	.	.	.	.	.	.	.
80	MARINER, Siasosi	7	1	.	1	.	.	.	.	.	.	.	.	.
11	SCARVER, Savon	7	1	.	1	.	.	.	.	.	.	.	.	.
13	THOMPkins, D.	7	.	1	1	.	.	.	.	.	.	.	.	.
87	REPP, Caleb	7	1	.	1	.	.	.	.	.	.	.	.	.
22	ANYANWU, M.	5	1	.	1	.	.	.	.	.	.	.	.	.
88	TERRELL, Carson	7	1	.	1	.	.	.	.	.	.	.	.	.
Total		7	330	242	572	41-187	15-128	5-105	37	20	7-10	13	.	1
Opponents		7	252	215	467	35-108	10-57	9-55	28	15	4-20	4	1	.



**TEAM STATISTICS**

Date	Opponent	Rushing				Receiving				Passing				Kick Returns				Punt Returns				tot off		
		no.	yds	td	lg	no.	yds	td	lg	cmp	att	int	yds	td	lg	no.	yds	td	lg	no.	yds		td	lg
Aug 30	at Wake Forest	31	180	2	59	33	416	3	56	33	48	3	416	3	56	1	18	0	18	0	0	0	0	596
Sep 07	STONY BROOK	42	325	4	59	35	392	3	45	35	45	0	392	3	45	2	65	0	44	3	72	1	45	717
Sep 21	at San Diego State	27	82	1	12	30	293	0	48	30	47	0	293	0	48	3	59	0	24	0	0	0	0	375
Sep 28	COLORADO STATE	56	240	0	15	17	204	2	40	17	33	2	204	2	40	1	100	1	100	1	-2	0	0	444
Oct 05	at LSU	22	19	0	8	16	140	0	35	16	31	3	140	0	35	1	21	0	21	0	0	0	0	159
Oct 19	NEVADA	44	244	2	67	15	174	1	48	15	33	1	174	1	48	3	119	1	100	1	20	0	20	418
Oct 26	at Air Force	13	14	0	7	14	114	1	31	14	23	0	114	1	31	1	6	0	6	0	0	0	0	128
Opponents		235	1104	9	67	160	1733	10	56	160	260	9	1733	10	56	12	388	2	100	5	90	1	45	2837
		334	1265	10	40	134	1644	11	70	134	239	5	1644	11	70	15	325	0	38	7	58	0	19	2909

Games: 7 • Avg/rush: 4.7 • Avg/catch: 10.8 • Pass effic: 123.30 • KR avg: 32.3 • PR avg: 18.0 • All purpose avg/game: 488.6 • Total offense avg/gm: 405.3

Date	Opponent	Tackles				Sacks no-yds	Fumble		Pass Defense			blkd kick	PAT Attempts			off		pts	
		ua	a	total	tfl-yds		ff	fr-yds	int-yds	qbh	brup		kick	rush	rcv	saf	t/o		
Aug 30	at Wake Forest	68	40	108	10.0-32	3.0-19	2	1-2	0-0	2	5	0	5-5	0	0	0	0	0	35
Sep 07	STONY BROOK	27	32	59	1.0-2	0.0-0	1	0-0	1-0	9	9	0	8-8	0	0	0	0	7	62
Sep 21	at San Diego State	59	20	79	10.0-72	4.0-58	0	0-0	1-48	1	5	0	2-2	0	0	0	0	7	23
Sep 28	COLORADO STATE	26	48	74	7.0-21	2.0-15	3	3-8	0-0	5	7	0	4-4	0	0	0	10	34	
Oct 05	at LSU	60	30	90	4.0-17	2.0-9	2	1-0	1-19	2	2	0	0-0	0	0	0	3	6	
Oct 19	NEVADA	40	28	68	6.0-26	3.0-19	2	0-0	2-38	1	9	0	4-4	0	0	1	14	36	
Oct 26	at Air Force	50	44	94	3.0-17	1.0-8	3	2-0	0-0	0	0	0	1-1	0	0	0	0	7	
Opponents		330	242	572	41.0-187	15.0-128	13	7-10	5-105	20	37	0	24-24	0	0	1	41	203	
		252	215	467	35.0-108	10.0-57	4	4-20	9-55	15	28	1	22-22	0	0	0	34	169	

Date	Opponent	Punting										Field Goals			Kickoffs				
		no.	yds	avg	long	blkd	tb	fc	50+	i20	md-att	long	blkd	no.	yds	avg	tb	ob	
Aug 30	at Wake Forest	7	273	39.0	49	0	0	6	0	1	0-0	0	0	6	356	59.3	3	0	
Sep 07	STONY BROOK	2	86	43.0	51	0	0	0	1	0	2-2	37	0	11	600	54.5	7	0	
Sep 21	at San Diego State	4	159	39.8	52	0	0	2	1	2	3-4	32	0	6	351	58.5	1	0	
Sep 28	COLORADO STATE	7	220	31.4	44	1	1	3	0	4	2-2	48	0	7	405	57.9	4	0	
Oct 05	at LSU	7	273	39.0	47	0	0	4	0	2	2-2	47	0	3	166	55.3	1	0	
Oct 19	NEVADA	7	281	40.1	53	0	0	2	2	5	2-3	32	0	7	430	61.4	2	0	
Oct 26	at Air Force	8	364	45.5	71	0	2	2	3	2	0-0	0	0	2	112	56.0	1	0	
Opponents		42	1656	39.4	71	1	3	19	7	16	11-13	48	0	42	2420	57.6	19	0	
		42	1761	41.9	60	0	5	11	10	10	5-8	57	0	34	1978	58.2	17	0	







OPPONENT STATISTICS

Date	Opponent	Rushing				Receiving				Passing				Kick Returns				Punt Returns				tot off
		no.	yds	td	lg	no.	yds	td	lg	cmp-att-int	yds	td	lg	no.	yds	td	lg	no.	yds	td	lg	
Aug 30	at Wake Forest	58	178	2	26	34	401	3	70	34-47-0	401	3	70	2	46	0	23	1	1	0	1	579
Sep 07	STONY BROOK	31	108	0	11	19	155	1	15	19-42-1	155	1	15	0	0	0	0	1	19	0	19	263
Sep 21	at San Diego State	46	91	0	14	20	281	2	49	20-37-1	281	2	49	5	88	0	22	2	13	0	13	372
Sep 28	COLORADO STATE	35	79	2	20	14	217	0	65	14-30-0	217	0	65	1	23	0	23	2	15	0	5	296
Oct 05	at LSU	51	248	1	21	28	353	5	39	28-39-1	353	5	39	1	38	0	38	1	10	0	10	601
Oct 19	NEVADA	35	113	1	20	17	213	0	33	17-38-2	213	0	33	5	109	0	23	0	0	0	0	326
Oct 26	at Air Force	78	448	4	40	2	24	0	16	2-6-0	24	0	16	1	21	0	21	0	0	0	0	472
Utah State		334	1265	10	40	134	1644	11	70	134-239-5	1644	11	70	15	325	0	38	7	58	0	19	2909
Utah State		235	1104	9	67	160	1733	10	56	160-260-9	1733	10	56	12	388	2	100	5	90	1	45	2837

Games: 7 • Avg/rush: 3.8 • Avg/catch: 12.3 • Pass effic: 124.85 • KR avg: 21.7 • PR avg: 8.3 • All purpose avg/game: 478.1 • Total offense avg/gm: 415.6

Date	Opponent	Tackles				Sacks no-yds	Fumble		Pass Defense			blkd kick	PAT Attempts			off			
		ua	a	total	tfl-yds		ff	fr-yds	int-yds	qbh	brup		kick	rush	rcv	saf	t/o	pts	
Aug 30	at Wake Forest	49	16	65	3.0-8	1.0-2	0	0-0	3-1	5	5	0	5-5	0	0	0	0	10	38
Sep 07	STONY BROOK	44	48	92	6.0-14	1.0-5	1	1-0	0-0	1	4	0	1-1	0	0	0	0	0	7
Sep 21	at San Diego State	39	30	69	6.0-11	0.0-0	0	0-0	0-0	0	6	0	2-2	0	0	0	0	0	17
Sep 28	COLORADO STATE	43	52	95	2.0-6	1.0-4	1	2-16	2-44	5	4	1	3-3	0	0	0	0	10	24
Oct 05	at LSU	31	14	45	10.0-27	2.0-8	0	0-0	3-5	1	2	0	6-6	0	0	0	0	14	42
Oct 19	NEVADA	31	39	70	5.0-29	3.0-27	2	1-4	1-5	1	5	0	1-1	0	0	0	0	0	10
Oct 26	at Air Force	15	16	31	3.0-13	2.0-11	0	0-0	0-0	2	2	0	4-4	0	0	0	0	0	31
Utah State		252	215	467	35.0-108	10.0-57	4	4-20	9-55	15	28	1	22-22	0	0	0	0	34	169
Utah State		330	242	572	41.0-187	15.0-128	13	7-10	5-105	20	37	0	24-24	0	0	0	1	41	203

Date	Opponent	Punting							Field Goals			Kickoffs						
		no.	yds	avg	long	blkd	tb	fc	50+	i20	md-att	long	blkd	no.	yds	avg	tb	ob
Aug 30	at Wake Forest	5	213	42.6	55	0	1	1	2	2	1-1	21	0	7	414	59.1	5	0
Sep 07	STONY BROOK	11	460	41.8	47	0	2	5	0	0	0-0	0	0	2	130	65.0	0	0
Sep 21	at San Diego State	4	157	39.2	50	0	0	1	1	1	1-1	22	0	4	244	61.0	1	0
Sep 28	COLORADO STATE	8	351	43.9	57	0	0	0	2	2	1-2	45	0	5	216	43.2	0	0
Oct 05	at LSU	2	91	45.5	55	0	1	1	1	1	0-1	0	0	7	455	65.0	6	0
Oct 19	NEVADA	10	404	40.4	60	0	1	3	3	2	1-2	23	0	4	230	57.5	1	0
Oct 26	at Air Force	2	85	42.5	53	0	0	0	1	2	1-1	57	0	5	289	57.8	4	0
Utah State		42	1761	41.9	60	0	5	11	10	10	5-8	57	0	34	1978	58.2	17	0
Utah State		42	1656	39.4	71	1	3	19	7	16	11-13	48	0	42	2420	57.6	19	0





GAME-BY-GAME STARTERS

Table with columns: OFFENSE, LT, LG, OC, RG, RT, RB/TE\*, TE, TE/WR\*, WR, WR, QB. Rows include games at Wake Forest, Stony Brook, San Diego St., Colorado St., LSU, Nevada, Air Force, and Fresno St.

Table with columns: DEFENSE, DE, DT, DT, DE, LB, LB, CB, CB, CB/S\*, S, S. Rows include games at Wake Forest, Stony Brook, San Diego St., Colorado St., LSU, Nevada, Air Force, and Fresno St.

GAME-BY-GAME STATISTICS

Table with columns: OFFENSE (att-yds-TD-LG), Rushing, Passing (C-A-TD-YD-INT-LG), Total Off., FD, TO, Pen., Punts, Time, Pts. Rows include games at Wake Forest, Stony Brook, San Diego St., Colorado St., LSU, Nevada, Air Force, and Fresno St.

Table with columns: DEFENSE (att-yds-TD-LG), Rushing, Passing (C-A-TD-YD-INT-LG), Total Off., FD, TO, Pen., Punts, Time, Pts. Rows include games at Wake Forest, Stony Brook, San Diego St., Colorado St., LSU, Nevada, Air Force, and Fresno St.

Table with columns: RUSHING (att-yds-TD-LG), Bright, Burt, Colombi, Love, Nawahine, Peasley, Warren. Rows include games at Wake Forest, Stony Brook, San Diego St., Colorado St., LSU, Nevada, Air Force, and Fresno St.



(c-a-i-yds-TD-LG)	Love	Colombi	Peasley
at Wake Forest	33-48-3-416-3-56	0-0-0-0-0-0	0-0-0-0-0-0
Stony Brook	25-34-0-294-1-45	8-9-0-93-2-30	2-2-0-5-0-5
at San Diego St.	30-47-293-0-0-48	0-0-0-0-0-0	0-0-0-0-0-0
Colorado St.	17-33-2-204-2-40	0-0-0-0-0-0	0-0-0-0-0-0
at LSU	15-30-3-130-0-35	1-1-0-10-0-10	0-0-0-0-0-0
Nevada	13-31-1-169-1-48	2-2-0-5-0-4	0-0-0-0-0-0
at Air Force	14-23-0-114-1-31	0-0-0-0-0-0	0-0-0-0-0-0
BYU			
at Fresno St.			
Wyoming			
Boise St.			
at New Mexico			

**RECEIVING**

(no-yds-TD-LG)	Bright	Compton	Mariner	Nathan	Repp	Scarver	Terrell	Thompkins	Warren	Wright
at Wake Forest	4-3-0-19	1-0-0-0	8-118-1-28	6-83-1-27	5-59-0-23	3-49-0-35	3-17-0-10	2-59-1-56	1-1-0-1	0-0-0-0
Stony Brook	3-3-0-6	2-35-0-18	5-73-1-29	3-33-0-26	5-58-0-28	2-15-0-11	1-6-0-61	5-77-1-45	2-27-0-25	2-30-1-30
at San Diego St.	1-(-3)-0-0	1-14-0-14	7-74-0-16	4-20-0-12	3-23-0-9	5-90-0-48	4-33-0-12	2-2-0-2	3-40-0-30	0-0-0-0
Colorado St.	2-19-0-19	0-0-0-0	2-40-0-34	2-2-0-4	3-60-1-40	3-14-0-6	1-5-0-5	3-55-1-37	1-9-0-9	0-0-0-0
at LSU	2-(-4)-0-1	0-0-0-0	2-45-0-35	4-51-0-35	1-(-2)-0-0	2-20-0-12	1-8-0-8	2-18-0-10	0-0-0-0	1-10-0-10
Nevada	2-15-0-13	2-5-0-4	2-53-0-48	1-8-0-8	1-13-1-13	2-23-0-18	0-0-0-0	4-46-0-15	1-8-0-8	0-0-0-0
at Air Force	1-2-0-2	0-0-0-0	3-38-1-27	1-11-0-11	0-0-0-0	1-8-0-8	0-0-0-0	6-26-0-10	1-31-0-31	0-0-0-0
BYU										
at Fresno St.										
Wyoming										
Boise St.										
at New Mexico										

Others: A. Carter (1-11-0-11); Boman (2-7-0-5 vs. SBU); Burt (1-11-0-11 vs. SBU); 1-(-2)-0-0 at AFA); Lee (1-11-0-11 vs. SBU); Nawahine (1-[-6]-0-0 at LSU)

**FIELD GOALS (underlined are good)**

(made-att)	Eberle
at Wake Forest	NA
Stony Brook	<u>35</u> , <u>37</u>
at San Diego St.	<u>30</u> , <u>29</u> , <u>32</u> , <u>42</u>
Colorado St.	<u>42</u> , <u>48</u>
at LSU	<u>30</u> , <u>47</u>
Nevada	<u>29</u> , <u>32</u> , <u>47</u>
at Air Force	NA
BYU	
at Fresno St.	
Wyoming	
Boise St.	
at New Mexico	

**PUNTING**

Bartolic	(no.-avg.-LG)	50+	In 20	In 10
at Wake Forest	0-0.0-0	0	0	0
Stony Brook	1-51.0-51	1	0	0
at San Diego St.	0-0.0-0	0	0	0
Colorado St.	0-0.0-0	0	0	0
at LSU	0-0.0-0	0	0	0
Nevada	7-40.1-53	2	5	2
at Air Force	8-45.5-71	3	2	0
BYU				
at Fresno St.				
Wyoming				
Boise St.				
at New Mexico				

**PUNT RETURNS**

(no-yds-TD-LG)	Nathan	Thompkins
at Wake Forest	0-0-0-0	0-0-0-0
Stony Brook	2-27-0-21	1-45-1-45
at San Diego St.	0-0-0-0	0-0-0-0
Colorado St.	1-(-2)-0-0	0-0-0-0
at LSU	0-0-0-0	0-0-0-0
Nevada	1-20-0-20	0-0-0-0
at Air Force	0-0-0-0	0-0-0-0
BYU		
at Fresno St.		
Wyoming		
Boise St.		
at New Mexico		

Callister	(no.-avg.-LG)	50+	In 20	In 10
at Wake Forest	0-0.0-0	0	0	0
Stony Brook	1-35.0-35	0	0	0
at San Diego St.	4-39.8-52	1	2	0
Colorado St.	6-36.7-44	0	4	1
at LSU	7-39.0-47	0	2	1
Nevada	0-0.0-0	0	0	0
at Air Force	0-0.0-0	0	0	0
BYU				
at Fresno St.				
Wyoming				
Boise St.				
at New Mexico				

**KICKOFF RETURNS**

(no-yds-TD-LG)	Bright	Lee	Scarver
at Wake Forest	0-0-0-0	0-0-0-0	1-18-0-18
Stony Brook	0-0-0-0	0-0-0-0	2-65-0-44
at San Diego St.	2-35-0-21	0-0-0-0	1-24-0-24
Colorado St.	0-0-0-0	0-0-0-0	1-100-1-100
at LSU	0-0-0-0	0-0-0-0	1-21-0-21
Nevada	0-0-0-0	0-0-0-0	2-119-1-100
at Air Force	0-0-0-0	1-6-0-6	0-0-0-0
BYU			
at Fresno St.			
Wyoming			
Boise St.			
at New Mexico			

Dalton	(no.-avg.-LG)	50+	In 20	In 10
at Wake Forest	7-39.0-49	0	1	0
Stony Brook	0-0.0-0	0	0	0
at San Diego St.	0-0.0-0	0	0	0
Colorado St.	0-0.0-0	0	0	0
at LSU	0-0.0-0	0	0	0
Nevada	0-0.0-0	0	0	0
at Air Force	0-0.0-0	0	0	0
BYU				
at Fresno St.				
Wyoming				
Boise St.				
at New Mexico				



**DEFENSIVE TACKLES (S-A-Total)**

<b>Defensive Line</b>	<b>Andersen</b>	<b>Anderson</b>	<b>Baker</b>	<b>Fata</b>	<b>Galeai</b>	<b>Heninger</b>	<b>Motu'apuaka</b>	<b>Te'i</b>	<b>'Unga</b>	<b>Vongphachanh</b>	<b>Wildman</b>
at Wake Forest	0-0-0	3-1-4	0-2-2	0-2-2	2-3-5	2-2-4	1-1-2	4-4-8	1-1-2	0-0-0	5-1-6
Stony Brook	0-2-2	1-2-3	0-1-1	1-0-1	0-0-0	1-2-3	1-2-3	0-2-2	0-1-1	1-1-2	1-2-3
at San Diego St.	0-0-0	1-0-1	1-0-1	1-0-1	4-0-4	1-0-1	0-0-0	4-1-5	2-1-3	0-0-0	2-0-2
Colorado St.	0-2-2	2-2-4	0-3-3	0-0-0	4-2-6	0-0-0	0-1-1	1-6-7	0-3-3	0-0-0	0-2-2
at LSU	1-1-2	0-2-2	0-0-0	0-0-0	4-1-5	2-1-3	0-0-0	0-1-1	2-0-2	2-3-5	4-0-4
Nevada	0-0-0	2-1-3	1-1-2	0-1-1	2-4-6	2-2-4	0-0-0	1-0-1	1-2-3	0-0-0	1-0-1
at Air Force	0-0-0	2-0-2	2-1-3	0-1-1	4-1-5	2-0-2	1-0-1	4-0-4	2-4-6	2-3-5	0-3-3

BYU  
at Fresno St.  
Wyoming  
Boise St.  
at New Mexico

**Others:** Bannerman (1-0-1 at LSU; 0-1-1 vs. NEV; 0-1-1 at AFA); Harris (0-1-1 vs. SBU); Leilua (1-2-3 at WFU); Pitcher (1-1-2 vs. SBU); Shelton (0-3-3 vs. SBU; 2-1-3 vs. NEV)

**Linebackers**

	<b>Magalei</b>	<b>Meitzenheimer</b>	<b>Woodward</b>
at Wake Forest	0-0-0	7-2-9	18-6-24
Stony Brook	0-0-0	1-2-3	2-2-4
at San Diego St.	0-0-0	4-5-9	7-6-13
Colorado St.	0-0-0	0-2-2	5-9-14
at LSU	1-0-1	12-1-13	11-5-16
Nevada	0-0-0	2-2-4	6-5-11
at Air Force	0-0-0	4-3-7	4-7-11

BYU  
at Fresno St.  
Wyoming  
Boise St.  
at New Mexico

**Secondary**

	<b>Adams</b>	<b>Bond</b>	<b>Gilliam</b>	<b>Grayson</b>	<b>Green</b>	<b>Haney</b>	<b>Jackson</b>	<b>Lampkin</b>	<b>Lefeged</b>	<b>Lockett</b>	<b>Tatum</b>	<b>Williams</b>
at Wake Forest	1-0-1	5-3-8	0-1-1	1-0-1	1-0-1	0-0-0	1-3-4	2-0-2	5-5-10	0-0-0	0-0-0	6-0-6
Stony Brook	0-0-0	3-1-4	3-3-6	1-1-2	0-0-0	0-0-0	0-0-0	2-0-2	1-2-3	0-1-1	2-0-2	4-0-4
at San Diego St.	0-0-0	6-2-8	2-2-4	2-0-2	0-0-0	0-0-0	0-0-0	0-0-0	1-2-3	1-0-1	0-0-0	11-1-12
Colorado St.	0-0-0	0-4-4	0-0-0	0-2-2	0-0-0	0-0-0	0-0-0	0-0-0	4-7-11	1-0-1	0-0-0	2-2-4
at LSU	0-0-0	3-2-5	0-1-1	2-4-6	0-0-0	2-0-2	0-0-0	1-0-1	5-5-10	0-0-0	0-0-0	3-3-6
Nevada	1-1-2	2-1-3	0-0-0	8-1-9	0-0-0	1-1-2	0-0-0	1-0-1	2-0-2	0-0-0	0-0-0	2-1-3
at Air Force	1-0-1	6-6-12	0-0-0	3-2-5	0-0-0	1-1-2	0-0-0	0-0-0	5-3-8	0-0-0	1-0-1	6-8-14d

BYU  
at Fresno St.  
Wyoming  
Boise St.  
at New Mexico

**Others:** Anyanwu (1-0-1 at SDSU)

**DEFENSIVE SPECIAL PLAYS**

<b>Opponent</b>	<b>Sacks</b>	<b>Int.</b>	<b>FF</b>	<b>FR</b>	<b>PBU</b>	<b>QBH</b>
at Wake Forest	Heninger (1.0), 'Unga (1.0), Woodward (1.0)	None	Woodward (2)	Te'i	Bond (2), Grayson (1), Jackson (1), Lampkin (1)	Bond, Leilua
Stony Brook	None	Grayson	Gilliam	None	Williams (3), Lefeged (1), Meitzenheimer (1), Tatum (1), Baker (1), Bannerman (1)	Galeai (2) Heninger (1), Te'i (1), Anderson (1), Shelton (1), Baker (1), Lefeged (1), 'Unga (1)
at San Diego St.	Te'i (1.0), Galeai (1.0), Wildman (1.0), Heninger (1.0)	Bond*	None	None	Haney (3), Bond (1), 'Unga (1)	Anderson
Colorado State	Haney (1.0), Lefeged (1.0)	None	Woodward (2), Haney (1)	Woodward*, Baker, Galeai	Haney (3), Lefeged (1), Williams (1), Baker (1), Grayson (1)	Galeai (4), Wildman (1)
at LSU	Wildman (1.0), Woodward (1.0)	Haney	Lefeged, Meitzenheimer	Lefeged	Haney, Heninger	Heninger (2)
Nevada	Galeai (1.0), Grayson (1.0), Anderson (1.0)	Bond, Meitz.	Grayson (2)	None	Grayson (3), Woodward (2), Bond (1), Williams (1), Lefeged (1), Tatum (1)	Baker
at Air Force	Heninger (1.0)	None	Anderson, Haney, Heninger	Heninger, Williams	None	None

\* = TD





**UTAH STATE SCORING DRIVES**

Opp.	Qtr	Pl-Yds	Time	Score
WF	1	8-75	2:31	Bright 7-yd run
WF	2	5-90	1:16	Nathan 27-yd pass
WF	2	7-80	1:42	Mariner 17-yd pass
WF	3	2-73	0:33	Thompkins 56-yd pass
WF	4	7-75	1:58	Warren 4-yd run
SBU	1	10-54	2:04	Eberle 35-yd FG
SBU	1	--	--	Thompkins 45-yd PR
SBU	1	10-76	2:44	Mariner 29-yd pass
SBU	2	11-59	2:45	Eberle 37-yd FG
SBU	2	9-98	2:50	Warren 28-yd run
SBU	2	6-80	1:36	Bright 2-yd run
SBU	3	2-79	0:28	Warren 54-yd run
SBU	3	10-80	4:30	Wright 30-yd pass
SBU	4	2-58	0:31	Peasley 59-yd run
SBU	4	7-63	1:58	Thompkins 10-yd pass
SDSU	2	15-75	4:17	Eberle 30-yd FG
SDSU	2	8-38	2:01	Eberle 29-yd FG
SDSU	2	7-80	0:39	Warren 11-yd run
SDSU	3	13-57	4:00	Eberle 32-yd FG
CSU	2	6-72	1:24	Thompkins 37-yd pass
CSU	2	9-49	3:22	Eberle 42-yd FG
CSU	2	10-82	3:26	Repp 40-yd pass
CSU	3	6-22	1:59	Eberle 38-yd FG
LSU	1	4-(-6)	0:58	Eberle 30-yd FG
LSU	1	5-35	0:52	Eberle 47-yd FG
NEV	2	6-23	1:43	Eberle 29-yd FG
NEV	2	7-39	1:50	Repp 13-yd pass
NEV	2	8-57	1:39	Eberle 32-yd FG
NEV	4	3-80	0:38	Bright 67-yd run
NEV	4	2-57	0:23	Bright 9-yd run
AFA	3	9-75	3:11	Mariner 27-pass

**Non-Offensive Scores**

Opp.	Qtr	Score
SDSU	1	Bond 48-yd interception return
CSU	1	Scarver 100-yd kickoff return
CSU	4	Woodward 8-yd fumble return
NEV	1	Scarver 100-yd kickoff return
NEV	1	Te'i safety

**OPPONENT SCORING DRIVES**

Opp.	Qtr	Pl-Yds	Time	Score
WF	1	8-75	3:06	22-yd pass
WF	1	10-77	3:10	21-yd FG
WF	2	7-44	2:13	9-yd pass
WF	3	14-65	4:26	1-yd run
WF	3	1-12	0:06	12-yd run
WF	4	6-89	1:11	2-yd pass
SBU	3	14-75	6:09	3-yd pass
SDSU	1	16-70	7:11	22-yd FG
SDSU	4	13-79	6:11	25-yd pass
SDSU	4	8-91	3:03	49-yd pass
CSU	1	6-18	2:03	2-yd run
CSU	2	8-80	3:16	1-yd run
CSU	3	4-3	1:01	45-yd FG
LSU	1	12-75	4:19	7-yd pass
LSU	2	6-74	2:42	1-yd run
LSU	2	13-99	6:42	25-yd pass
LSU	3	11-53	4:15	4-yd pass
LSU	3	4-63	1:29	39-yd pass
LSU	4	7-44	3:40	8-yd pass
NEV	1	10-75	5:10	23-yd FG
NEV	4	12-75	5:15	20-yd run
AFA	2	10-85	5:03	1-yd run
AFA	2	8-57	4:00	1-yd run
AFA	2	12-50	5:01	57-yd FG
AFA	3	8-41	3:53	9-yd run
AFA	4	11-66	6:21	1-yd run

**Opponent Non-Offensive Scores**

Opp.	Qtr	Score
CSU	2	44-yd interception return

**AVERAGE FIELD POSITION**

	Utah State	Opponent
WF	Own 24	Own 30
SB	Own 24	Own 26
SDSU	Own 32	Own 22
CSU	Own 35	Own 30
LSU	Own 28	Own 28
NEV	Own 38	Own 26
AFA	Own 22	Own 29
BYU		
FS		
WYO		
BSU		
UNM		

**USU Drive Start Position/Result**

(-20 = inside or at own 20-yard line;  
50+=drives started on other side of 50 - in opponent territory)

	-20	TD	FG	50+	TD	FG
WF	6	2	0	1	0	0
SB	4	2	0	1	1	0
SDSU	3	1	1	3	1	1
CSU	2	1	0	3	2	0
LSU	3	0	0	1	0	1
NEV	4	1	0	4	3	0
AFA	2	0	0	0	0	0
BYU						
FS						
WYO						
BSU						
UNM						

**Opp. Start Position/Result**

(-20 = inside or at own 20-yard line;  
50+=drives started on other side of 50 - in opponent territory)

	-20	TD	FG	50+	TD	FG
WF	4	1	1	2	2	0
SB	1	0	0	1	0	0
SDSU	4	1	0	0	0	0
CSU	6	1	0	5	2	1
LSU	4	1	0	1	1	0
NEV	6	0	1	2	0	0
AFA	4	1	1	1	1	0
BYU						
FS						
WYO						
BSU						
UNM						

**DRIVE CHARTS**

	Drives	Scores	TD	FG	Punt	TO	Downs	Half	Safety	Scoring Pct.
Utah State	100	35	24	11	42	12	1	7	0	35.0%
Opponent	100	27	22	5	41	12	10	5	1	27.0%





2019 CAPTAINS

Table with 4 columns: NO, NAME, YR, POS. Lists 6 captains including Gerold Bright, David Woodward, Tipa Galeai, Jordan Love, and Dominik Eberle.

2019 LEADERSHIP COMMITTEE

Table with 4 columns: NO, NAME, YR, POS. Lists 14 members of the leadership committee including Henry Colombi, Andrew Peasley, and DJ Williams.

MW POW NOMINEES

Table with 4 columns: Offense, Defense, Special. Lists nominees for MW POW including Love, Warren, and Bright.

RED ZONE

Table with 6 columns: Utah State (#, TD, FG), Opponent (#, TD, FG). Shows red zone performance for various opponents.

USU - 24 Poss., 17 Scores (71.0%)
Opp - 23 Poss., 20 Scores (87.0%)

POINTS OFF TURNOVERS

Table with 6 columns: Utah State (#, TD, FG), Opponent (#, TD, FG). Shows points off turnovers for various opponents.

USU - 12 TO, 7 Scores (58.3%)
Opp. - 13 TOs, 6 Scores (546.2%)

SCORE BY QUARTERS

Table with 3 columns: Utah State, Opponent. Shows quarter-by-quarter scores for various opponents.

USU - 53-74-34-42=203
Opp. - 30-52-45-42=169

EXPLOSIVES

(20-Plus Yard Plays)

Table with 7 columns: Utah State (Run, Pass, TD), Opponent (Run, Pass, TD). Shows explosive play statistics for various opponents.

INDIVIDUAL EXPLOSIVES

(20-Plus Yard Plays)

(Touchdowns Underlined)

Rushing (9)
Warren (4): 59, 43, 28, 54, 25
Bright (2): 30, 67
Peasley (2): 59, 21
Love (1): 22
Receiving (24)
Mariner (7): 28, 24, 29, 34, 35, 48, 27
Nathan (4): 27, 25, 26, 35
Repp (4): 20, 23, 28, 40
Thompkins (3): 56, 45, 37
Warren (3): 25, 30, 31
Scarver (2): 35, 48
Wright (1): 30





**UTAH STATE...**

**OFFENSE**

- 200 Yards Rushing - 244 VS. NEVADA, 2019
- 300 Yards Rushing - 325 VS. STONY BROOK, 2019
- 400 Yards Rushing - 426 at Hawai'i, 2018
- 300 Yards Passing - 392 VS. STONY BROOK, 2019
- 400 Yards Passing - 416 AT WAKE FOREST, 2019
- 500 Yards Passing - 516 vs. New Mexico, 2018
- 500 Yards Total Offense - 596 AT WAKE FOREST, 2019
- More Than 600 Yards Total Offense - 717 VS. STONY BROOK, 2019
- 40 Points - 45 at BYU, 2018
- 50 Points - 52 vs. North Texas, 2018
- 60 Points - 62 VS. STONY BROOK, 2019
- 70 Points - 73 vs. Tennessee Tech, 2018
- Safety By USU - VS. NEVADA, 2019

**OPPONENT...**

**DEFENSE**

- 200 Yards Rushing - 248 AT LSU, 2019
- 300 Yards Rushing - 323 vs. Air Force, 2018
- 400 Yards Rushing - 448 AT AIR FORCE, 2019
- 300 Yards Passing - 353 AT LSU, 2019
- 400 Yards Passing - 401 AT WAKE FOREST, 2019
- 500 Yards Passing - 505 at Texas Tech, 2000
- 500 Yards Total Offense - 579 AT WAKE FOREST, 2019
- More Than 600 Yards Total Offense - 601 AT LSU, 2019
- 40 Points - 42 AT LSU, 2019
- 50 Points - 59 at Wisconsin, 2017
- 60 Points - 66 at Oregon, 2008
- 70 Points - 70 at Fresno State, 2001
- Safety Against USU - vs. New Mexico, 2018

**UTAH STATE INDIVIDUAL**

- 100 Yards Rushing - 15-126, GEROLD BRIGHT VS. NEVADA, 2019
- 200 Yards Rushing - 18-208, 3 TD, Devante Mays vs. Weber State, 2016
- 100 Yards Rushing by a Quarterback - 16-191, 1 TD, Kent Myers vs. Colorado State, 2015
- Two Players with 100 Yards Rushing - Darwin Thompson (13-141, 3TD) and Gerold Bright (16-121, 3TD) at Hawai'i, 2018
- 300 Yards Passing - 359 (21-43-1, 4 TD), Jordan Love vs. North Texas, 2018
- 400 Yards Passing - 416 (33-48-3, 3 TD), JORDAN LOVE AT WAKE FOREST, 2019
- Three TD Passes - JORDAN LOVE AT WAKE FOREST, 2019
- Four TD Passes - Jordan Love vs. North Texas, 2018
- Five or More TD Passes - 5, Jordan Love vs. SJSU, 2018
- Two Players with 100 Yards Passing - Chuckie Keeton (14-for-25, 114) and Kent Myers (14-for-20, 123) vs. Akron, 2015
- 100 Yards Receiving - 8-118, TD, SIAOSI MARINER AT WAKE FOREST, 2019
- 200 Yards Receiving - 11-221, Kevin Curtis at South Florida, 2001
- Two Players with 100 Yards Receiving - 6-151, TD, Jalen Greene vs. North Texas, 2018; 2-109, 2 TD, Aaren Vaughns vs. North Texas, 2018
- 100 Yards Receiving by a Running Back - 4-115, 2 TD, Darwin Thompson vs. SJSU, 2018
- 100 Yards Rushing and Receiving - 140 rush, 155 rec., Darwin Thompson vs. SJSU, 2018
- 200 Yards All-Purpose - 255, Darwin Thompson vs. SJSU, 2018
- More Than Two Rushing TDs In One Game - 3, Darwin Thompson AND Gerold Bright at Hawai'i, 2018
- More Than Three Rushing TDs In One Game - 4, Robert Turbin vs. Colorado State, 2011
- More Than One Receiving TD In One Game - 2, Ron'quavion Tarver vs. UNLV, 2018
- More Than Three Combined TDs In One Game - 4, Joey DeMartino (3 rush, 1 rec), at New Mexico, 2013
- TD Pass By A Non-QB - 29, Aaren Vaughns (WR), VS. Wyoming, 2017
- 80-Yard Run For A Touchdown - 80, Justen Hervey vs. Weber State, 2016
- 80-Yard Pass For A Touchdown - 83, Gerold Bright from Jordan Love at Boise State, 2018
- 50-Yard Field Goal - 51 (3), Dominik Eberle vs. New Mexico State, 2018
- Four or More Field Goals - 6, Dominik Eberle vs. New Mexico State, 2018
- Kickoff Return For A Touchdown - 100, SAVON SCARVER VS. NEVADA, 2019
- Punt Return For A Touchdown - 45, DEVEN THOMPSON VS. STONY BROOK, 2019
- 20 or More Tackles - 24, DAVID WOOOWARD AT WAKE FOREST, 2019
- Interception Return For A Touchdown - 48, SHAQ BOND AT SAN DIEGO STATE, 2019
- Fumble Return For A Touchdown - 8, DAVID WOODWARD VS. COLORADO STATE, 2019
- Kick Blocked For A Touchdown - (PUNT) Deven Thompkins (BLOCK), Baron Gajkowski (TOUCHDOWN) vs. UNLV, 2018
- Blocked Extra Point For A Conversion - (BLOCK) David Moala, (RETURN) Torrey Green vs. Southern Utah, 2015
- Two-Point Conversion - (PASS) Darell Garretson to JoJo Natson vs. Northern Illinois, 2013

**OPPONENT INDIVIDUAL**

- 100 Yards Rushing - 25-148, TD, TIMOTHY JACKSON (AT AIR FORCE), 2019
- 200 Yards Rushing - 37-200, Alex Mattison (at Boise State), 2018
- Two Players With 100 Yards Rushing - 25-138, TD, Nico Evans; 19-100, Sean Chambers (at Wyoming), 2018
- 300 Yards Passing - 27-38-1, 344, 5 TD, JOE BURROW (AT LSU), 2019
- 400 Yards Passing - 34-47-0, 401, 3 TD, Jamie Newman(AT WAKE FOREST), 2019
- 100 Yards Receiving - 9-155, 2 TD, JUSTIN JEFFERSON (AT LSU), 2019
- 200 Yards Receiving - 7-209, 2 TD, Tre Walker (vs. SJSU), 2018
- Two Players With 100 Yards Receiving - Mitch Mathews 8-117, TD; Jordan Leslie 4-135 (BYU), 2014
- Three Players With 100 Yards Receiving - C.J.Hawthorne, 9-116 TD; J.Rivers 7-130 TD; and R.Grice-Mullen, 5-113 (Hawai'i), 2007
- 80-Yard Run For A Touchdown - 92, Demarco Murray (Oklahoma), 2007
- 80-Yard Pass For A Touchdown - 86, Lamar Jordan to Delane Hart-Johnson (New Mexico), 2015
- 50-Yard Field Goal - 57, JAKE KOEHNKE (AT AIR FORCE), 2019
- Kickoff Return For A Touchdown - 100, Jason Huntley (vs. New Mexico State), 2017
- Punt Return For A Touchdown - 41, Tre Jenkins (vs. SJSU), 2018
- Interception Return For A Touchdown - 44, ANDRE NEAL (VS. COLORADO STATE), 2019
- Fumble Return For A Touchdown - 52, Michael Shelton (at BYU), 2016





/// UTAH STATE'S 2019 OPPONENTS SCHEDULES/RESULTS ///

#23 WAKE FOREST (6-1, 2-1 ACC)

Table with 3 columns: Home/Away, Opponent, Score. Rows include Utah State vs Wake Forest, at Rice, North Carolina, Elon, Boston College, Louisville, Florida State, NC State, Virginia Tech, Clemson, Duke, Syracuse.

STONY BROOK (5-3, 2-2 CAA)

Table with 3 columns: Home/Away, Opponent, Score. Rows include Bryant, Utah State, Wagner, Fordham, Rhode Island, James Madison, New Hampshire, Villanova, Richmond, Towson, Delaware, Albany.

#25 SAN DIEGO STATE (7-1, 4-1 MW)

Table with 3 columns: Home/Away, Opponent, Score. Rows include Weber State, UCLA, New Mexico State, Utah State, Colorado State, Wyoming, San Jose State, UNLV, Nevada, Fresno State, Hawaii, BYU.

COLORADO STATE (3-5, 2-2 MW)

Table with 3 columns: Home/Away, Opponent, Score. Rows include vs. Colorado, Western Illinois, Arkansas, Toledo, Utah State, San Diego State, New Mexico, Fresno State, UNLV, Air Force, Wyoming, Boise State.

All times are MT
\* = Conference game

#1 LSU (7-0, 3-0 SEC)

Table with 3 columns: Home/Away, Opponent, Score. Rows include Georgia Southern, #10 Texas, Northwestern State, Vanderbilt, Utah State, #7 Florida, Mississippi State, #9 Auburn, #1 Alabama, Ole Miss, Arkansas, Texas A&M.

NEVADA (4-4, 1-3 MW)

Table with 3 columns: Home/Away, Opponent, Score. Rows include Purdue, #11 Oregon, Weber State, UTEP, Hawaii, San Jose State, Utah State, Wyoming, New Mexico, San Diego State, Fresno State, UNLV.

AIR FORCE (6-2, 4-1 MW)

Table with 3 columns: Home/Away, Opponent, Score. Rows include Colgate, Colorado, Boise State, San Jose State, Navy, Fresno State, Hawaii, Utah State, Army, New Mexico, Colorado State, Wyoming.

BYU (3-4)

Table with 3 columns: Home/Away, Opponent, Score. Rows include #13 Utah, Tennessee, #24 USC, #22 Washington, Toledo, USF, #14 Boise State, Utah State, Liberty, Idaho State, UMASS, San Diego State.

All times are MT
\* = Conference game

FRESNO STATE (3-4, 1-2 MW)

Table with 3 columns: Home/Away, Opponent, Score. Rows include at USC, Minnesota, Sacramento State, New Mexico State, Air Force, UNLV, Colorado State, Hawaii, Utah State, San Diego State, Nevada, San Jose State.

WYOMING (6-2, 3-1 MW)

Table with 3 columns: Home/Away, Opponent, Score. Rows include Missouri, Texas State, Idaho, Tulsa, UNLV, San Diego State, New Mexico, Nevada, Boise State, Utah State, Colorado State, Air Force.

#21 BOISE STATE (6-1, 3-0 MW)

Table with 3 columns: Home/Away, Opponent, Score. Rows include at Florida State, Marshall, Portland State, Air Force, UNLV, Hawaii, BYU, San Jose State, Wyoming, New Mexico, Utah State, Colorado State.

NEW MEXICO (2-6, 0-4 MW)

Table with 3 columns: Home/Away, Opponent, Score. Rows include Sam Houston State, #7 Notre Dame, New Mexico State, Liberty, San Jose State, Colorado State, Wyoming, Hawaii, Nevada, Air Force, Boise State, Utah State.


All times are MT
\* = Conference game






### /// NEW FACILITIES AT UTAH STATE OVER THE LAST 10 YEARS ///

• Over the last decade, Utah State Athletics has focused on improving its infrastructure and now has some of the best facilities not only in the Mountain West, but in the Western United States, with the additions of the Jim & Carol Laub Athletics-Academics Complex, the ICON Sports Performance Center, the Wayne Estes Center and the West Stadium Center at Maverik Stadium.



#### WEST STADIUM CENTER AT MAVERIK STADIUM

Completed in August of 2016, the \$36 million, 85,000 square-foot West Stadium Center is a new four-story premium seating and press box structure inside Maverik Stadium. The structure includes a state-of-the-art media and game operations area, 20 luxury suites, 20 loge boxes, over 700 covered club seats and a premium club area that will also be used to host a student-athlete training table. Renovations to Maverik Stadium in 2016 also included new video boards on both the north and south ends of the stadium, and a new public address system.



#### WAYNE ESTES CENTER

Completed in May of 2014, the \$9.7 million, 32,000 square-foot Wayne Estes Center is a basketball practice facility and volleyball competition venue that contains two regulation-size basketball courts and a regulation-size volleyball competition court with chair-back seating for 1,400 fans, along with a training room and in-season strength and conditioning area. Office space for both men's and women's basketball and volleyball is also included in the facility, as well as a locker room and film room for volleyball. Ticketing and concession services are also available on Game Days. Located inside the foyer of the Wayne Estes Center is a visual tribute of the building's namesake.



#### ICON SPORTS PERFORMANCE CENTER

Completed in June of 2013, Utah State's \$6.5 million, 26,329 square-foot ICON Sports Performance Center features areas for weight training, cardiovascular workouts and speed and agility training, as well as offices for staff. Built on existing university property at the northwest corner of Maverik Stadium, the state-of-the-art multi-level facility alleviated overcrowding in the previous 5,800 square-foot strength and conditioning center and accommodates over 400 student-athletes from 16 sports programs.



#### JIM & CAROL LAUB ATHLETICS-ACADEMICS COMPLEX

Completed in September of 2008, Utah State's \$12 million, three-story, 69,000 square-foot, Jim and Carol Laub Athletics-Academics Complex is a state-of-the-art multi-purpose facility that meets all of the athletic and academic needs of Utah State's 16 sports and 400-plus student-athletes. Within the facility, is the 11,000 square-foot Dale Mildenberger Sports Medicine Complex and Dr. John Worley Sports Medicine Research Center, the Steve Mothersell Athletics Hall of Honor and the 7,000 square-foot J. Ken "Kenny" Seamons Equipment Room. Also located on the first floor are locker rooms for football. The second floor houses coaches' offices and meeting rooms for football, including a 120-seat auditorium, and the student-athlete academics center is located on the third floor, which includes numerous study hall and tutor areas, a computer lab and the Dr. Randall and Julianne Stockham Student-Athlete Academics Hall of Honor.