

# BASKETBALL

Kyle Chilton, BYU Athletic Communications | O: (801) 422-4909 | C: (801) 372-2080 | kyle\_chilton@byu.edu | facebook.com/byubasketball, @byubasketball

## BYU 2012-13 SCHEDULE

024	Wed	Cougar Tipoff (Ex)		84-70
026	Fri	SE Okla. State (Ex)	BYUtv	W, 103-57
N3	Sat	Findlay (Ex)	BYUtv	W, 90-61
N9	Fri	Tennessee State#	BYUtv	W, 81-66
N13	Tue	Georgia State#	BYUtv	W, 80-62
N16	Fri	vs. Florida State#	truTV	L, 70-88
N17	Sat	vs. Notre Dame#	truTV	L, 68-78
N21	Wed	UT-San Antonio	BYUtv	W, 81-62
N24	Sat	Cal State Northridge	BYUtv	W, 87-75
N28	Wed	vs. Montana^	BYUtv	W, 85-60
D1	Sat	at Iowa State	Cyclones.tv	L, 62-83
D8	Sat	Utah	BYUtv	W, 61-58
D15	Sat	at Weber State	BYUtv	W, 78-68
D18	Tue	Eastern New Mexico	BYUtv	W, 95-62
D21	Fri	at Baylor	ESPN2	L, 64-79
D27	Thu	Northern Arizona	BYUtv	W, 84-54
D29	Sat	vs. Virginia Tech^	ESPNU	W, 97-71
J3	Thu	Loyola Marymount*	BYUtv	W, 92-51
J5	Sat	at San Francisco*	BYUtv	W, 80-76
J10	Thu	Pepperdine*	BYUtv	W, 76-51
J12	Sat	at Santa Clara*	TWC	1:30 p.m.
J16	Wed	Saint Mary's*	ESPNU	9 p.m.
J19	Sat	San Diego*	BYUtv	7 p.m.
J24	Thu	at Gonzaga*	ESPN2	8 p.m.
J26	Sat	at Portland*	ESPNU	7:30 p.m.
J31	Thu	at Pepperdine*	TWC	7 p.m.
F2	Sat	Santa Clara*	BYUtv	7 p.m.
F7	Thu	at San Diego*	BYUtv	7 p.m.
F9	Sat	San Francisco*	BYUtv	7 p.m.
F16	Sat	Portland*	BYUtv	7 p.m.
F19	Wed	Utah State	BYUtv	7 p.m.
F21	Thu	at Saint Mary's*	ESPN2	8 p.m.
F28	Thu	Gonzaga*	ESPN2	9 p.m.
M2	Sat	at Loyola Marymount*	ESPNU	8 p.m.
M6-11	WCC Championships	ESPNU/ESPN2/ESPN		

All times local to site

# Acura Coaches vs. Cancer Classic

^ at EnergySolutions Arena

\* West Coast Conference game



## SANTA CLARA (12-5, 1-2 WCC) BRONCOS

Head Coach . . . . . Kerry Keating  
Alma Mater . . . . . Seton Hall, 1993  
Division I Career Record . . . . 86-94 (6th)  
Record at Santa Clara . . . . . Same

## GAME INFORMATION

TV . . . . . TWC/Root Sports  
TV Talent . . . Barry Tompkins (play-by-play)  
. . . . . Brad Holland (analyst)  
Live Video . . . . . None  
Radio . . . . . KSL 102.7 FM / 1160 AM  
. . . . . BYU Radio - Sirius XM 143  
Radio Talent . . . Greg Wrubell (play-by-play)  
. . . . . Mark Durrant (analyst)  
Live Audio . . . . . KSL.com  
Live Stats . . . . . BYUcougars.com

## SERIES INFORMATION

Series Record . . . . . BYU leads 17-5  
Last Meeting . . . . . BYU won 82-67, 2/18/12  
H/A/N . . . . . 10-2/6-3/1-0



## BYU (13-4, 3-0 WCC) COUGARS

Head Coach . . . . . Dave Rose  
Alma Mater . . . . . Houston, 1983  
Division I Career Record . . . . 198-58 (8th)  
Record at BYU . . . . . Same

## BYU STORYLINES

- BYU is 3-0 in conference play for the third time under Dave Rose. The Cougars are coming off a 76-51 home win over Pepperdine. The Cougars out-scored the Waves 46-16 in the second half after trailing 35-30 at the half. Tyler Haws scored a career-high 24 points and Brandon Davies added 19 points and nine rebounds.
- Tyler Haws has scored 20-plus points in four-straight games and Matt Carlino has scored in double figures in three-straight games, his best such streak this season.
- BYU swept the season series with Santa Clara last season, winning 95-78 at home and 82-67 on the road. Brandon Davies had 23 points and Matt Carlino had 21 in the home win. At Santa Clara, Davies scored 20 points and Brock Zylstra had 12 points and 5 boards off the bench.

## BYU'S PROJECTED STARTING LINEUP



### #10 | Matt Carlino

Guard  
6-2 | 175 | So.  
Scottsdale, Ariz.  
Bloomington South HS

GP/GS	MPG	Pts	Reb	Ast	Stl	FG%	3PT%	FT%
17/13	24.9	9.2	3.4	4.0	1.8	.418	.305	.654

**Last Game:** Scored 13 points, hit 3 3-pointers and added 4 boards, 4 assists and 2 steals vs. Pepperdine

**Notes:** Has scored in double figures in three-straight games and totaled 11 steals in the last three games



### #13 | Brock Zylstra

Guard  
6-6 | 210 | Sr.  
La Verne, Calif.  
Bonita HS

GP/GS	MPG	Pts	Reb	Ast	Stl	FG%	3PT%	FT%
17/14	23.1	6.8	3.8	2.1	1.1	.402	.321	.714

**Last Game:** Totaled 5 points, a career-high 6 assists, 4 boards and 3 steals vs. Pepperdine

**Notes:** Has collected 2-plus steals six times this season, including a season-high 4 against Florida State and 3 against NAU and Pepperdine



### #3 | Tyler Haws

Guard  
6-5 | 200 | So.  
Alpine, Utah  
Lone Peak HS

GP/GS	MPG	Pts	Reb	Ast	Stl	FG%	3PT%	FT%
17/17	32.6	21.1	5.1	2.4	1.4	.479	.419	.922

**Last Game:** Scored 24 points, hit 7 of 7 from the free throw line and added 2 steals against Pepperdine

**Notes:** Has scored 20-plus points 11 times — including the last four games — and has led the team in scoring eight times



### #12 | Josh Sharp

Forward  
6-7 | 185 | So.  
Highland, Utah  
Lone Peak HS

GP/GS	MPG	Pts	Reb	Ast	Blk	FG%	3PT%	FT%
17/14	21.6	4.8	5.2	0.5	0.4	.531	.000	.619

**Last Game:** Had 5 rebounds against Pepperdine

**Notes:** Has scored in double figures twice this season and has had double figure rebounds three times



### #0 | Brandon Davies

Forward  
6-9 | 235 | Sr.  
Provo, Utah  
Provo HS

GP/GS	MPG	Pts	Reb	Ast	Blk	FG%	3PT%	FT%
17/17	27.9	18.7	7.7	2.6	1.4	.554	.333	.706

**Last Game:** Posted a near double-double with 19 points and 9 rebounds and added 2 assists, 1 block and 2 steals against Pepperdine

**Notes:** Is averaging at least one of everything (points, rebounds, assists, blocks, steals) and has four double-doubles this season

## OFF THE BENCH

No.	Name	Pos.	Ht.	Wt.	Yr.	Pts.	Reb.	Hometown (Previous School)	Notes
1	Raul Delgado	G	6-2	195	Jr.	3.0	1.4	Chihuahua, Mexico (Western Neb. CC)	Played 5 minutes against Pepperdine
2	Craig Cusick	G	6-2	185	Sr.	4.6	3.0	Orem, Utah (Utah)	Hit 4 of 6 from the field for 8 points and added 2 rebounds, 2 assists and 2 steals
5	Agustin Ambrosino	F	6-8	225	Jr.	3.1	2.2	Cordoba, Argentina (Salt Lake CC)	Had 3 points and 5 rebounds against Pepperdine
20	Anson Winder	G	6-3	195	So.	1.1	0.7	Las Vegas, Nev. (Bishop Gorman HS)	Had 2 points and 1 steal against Pepperdine
23	Cory Calvert	G	6-3	185	Fr.	2.6	0.9	Parker, Colo. (Chaparral HS)	Totaled 1 rebound and 1 assist against Pepperdine
30	Cooper Ainge	G	6-0	175	Fr.	—	—	Wellesley, Mass. (Wellesley HS)	Is redshirting in 2012-13
33	Nate Austin	F	6-11	230	So.	3.8	4.4	Alpine, Utah (Lone Peak HS)	Posted 2 points, 2 assists and 6 rebounds against Pepperdine
42	Ian Harward	C	6-11	215	Fr.	1.4	1.3	Orem, Utah (Orem HS)	Did not play against Pepperdine
44	Bronson Kaufusi	F	6-7	260	Fr.	1.3	0.3	Provo, Utah (Timpview HS)	Had 1 steal against Pepperdine

**SANTA CLARA**

Overall Series Record: BYU leads 17-5  
 BYU Record in Provo: 10-2  
 BYU Record at Santa Clara: 6-3  
 BYU Record at Neutral Sites: 1-0  
 BYU Record Under Dave Rose: 2-0

**Last 10 games vs. Santa Clara**

12-23-67	Santa Clara	91-46	W
12-22-70	at Santa Clara*	68-67	W
12-1-72	Santa Clara	84-73	W
12-2-72	Santa Clara	64-66	L
12-30-86	at Santa Clara#	77-66	W
12-30-94	vs. Santa Clara+	76-55	W
12-30-03	at Santa Clara#	68-66	W
12-31-04	Santa Clara	87-74	W
1-14-12	Santa Clara	95-78	W
2-18-12	at Santa Clara	82-67	W

\*Rainbow Classic +Cable Car Classic, San Jose  
 #Cable Car Classic in Santa Clara

**Santa Clara's projected starting lineup**

No.	Name	Ht.	Pos.	Ppg	Rpg
0	Evan Roquemore	6-3	G	14.1	3.8
21	Kevin Foster	6-2	G	19.2	2.2
42	Raymond Cowels III	6-4	G	9.2	4.2
15	Marc Trasolini	6-9	F	15.4	7.6
35	Robert Garrett	7-0	C	3.4	3.3

**Santa Clara's last game**

L, 80-84 at LMU, 1/10/13

BYU	CATEGORY	SC
13-4, 3-0	W-L	12-5, 1-2
8-2	Last 10	7-3
5-0	Last 5	2-3
78.9	PPG	78.2
67.3	Opp PPG	67.9
+11.6	Margin	+10.3
.455	FG%	.442
.411	FG% Def	.419
.327	3FG%	.363
6.1	3FG/Game	8.7
.315	Opp 3FG%	.382
.730	FT%	.732
41.3	RPG	35.8
35.2	Opp RPG	34.4
+6.1	Margin	+1.4
16.7	Assist/Game	16.7
12.8	TO/Game	11.6
15.1	Opp TO/Game	16.4
+2.4	Margin	+4.8
8.9	Steals/Game	8.4
3.0	Blocks/Game	5.2

**BY THE NUMBERS**

- 6** Dave Rose and the Cougars have the second-longest current streak of consecutive 25-win campaigns in the country at six (2006-07 to 2011-12). Only Bill Self and Kansas, owners of seven-consecutive 25-win seasons (2005-06 to 2011-12), have a longer current streak. BYU has also advanced to the NCAA Tournament for six-straight seasons.
- 12** Brandon Davies picked up where he left off last season, taking 12 charges through 17 games, including a season high of three vs. Tennessee State. He has now taken 43 charges since the beginning of last season. Nate Austin has taken three charges this season after drawing 29 offensive fouls last season.
- 17** Brandon Davies has four double-doubles this season, with 22 points and 10 rebounds vs. UTSA, 21 points and 10 rebounds vs. Montana, 26 points and 17 rebounds at Baylor and 27 points and 10 rebounds vs. Northern Arizona. He now has 17 career double-doubles, including nine last season.
- 42** The number of points Tyler Haws scored against Virginia Tech, a career high and the most scored by an individual in NCAA Division I basketball this season. The 42 points are also a BYU sophomore record and tied for the eighth most in program history. Haws also broke the family record of 40 set by his father Marty Haws in 1989.
- 198** Dave Rose (2005 to present) is second all-time in BYU basketball history with 198 career victories, behind only the great Stan Watts, who coached the Cougars to 371 wins from 1949 to 1972 and was inducted into the Naismith Memorial Basketball Hall of Fame in 1986.

**HAWS NAMED WCC, SI.COM, NBC SPORTS PLAYER OF THE WEEK – DEC. 31, 2012**

Tyler Haws was named the player of the week by the WCC, SI.com and NBC Sports after leading BYU to a 2-0 record with wins over Northern Arizona (84-54) and Virginia Tech (97-71). Haws averaged 28.5 points, 3.5 rebounds, 2.5 assists and 2.0 steals while shooting .543 (19-35) from the field, .750 (9-12) from three and .909 (10-11) from the free throw line. Haws had a monster performance against the Hokies, scoring a career-high 42 points. Haws' effort marked the single-highest scoring output by a Division I player so far this season.

**DAVIES NAMED WCC PLAYER OF THE WEEK – DEC. 17, 2012**

The West Coast Conference has named BYU senior forward Brandon Davies its Men's Basketball Player of the Week award-winner for Dec. 17, 2012. Davies scored a career-high 33 points and added eight rebounds and one block to lead BYU to its first road win of the season, a 78-68 victory at Weber State. The win ended Weber State's 20-game home winning streak, the fourth-longest home streak in the nation. Davies hit 14 of 17 from the field and 5 of 6 from the free throw line in the Cougars' victory.

**BYU BASKETBALL ON KSL NEWSRADIO, 102.7 FM AND 1160 AM; SIRIUSXM 143**

The "Voice of the Cougars" is KSL's Greg Wrubell, in his 17th season as the play-by-play broadcaster for BYU Basketball. Joining Wrubell on the broadcasts is former Cougar letterman Mark Durrant, in his 16th year as game analyst. All game broadcasts start one hour prior to tipoff with "Cougar Pregame Live."

**Other Ways to Listen**

Fans can listen to the radio broadcasts via ksl.com and byuradio.org, and via the KSL and KSLGameCenter apps for iPhone and Android. Those in the Marriott Center can listen to home game broadcasts by tuning their portable radios to KSL's delay-free and static-free in-arena translator at 1100 AM.

**Network Affiliates**

KMGR 95.9 FM - Manti, Utah      KSUB 590 AM - Cedar City, UT  
 KDXU 890 AM - St. George, Utah      KTHK 105.5 FM - Idaho Falls, Idaho

**"BYU Basketball with Head Coach Dave Rose" on KSL Newsradio/BYU Radio**

Dave Rose's weekly radio show is broadcast live from Legends Grille on the BYU campus, Tuesdays from 7 to 8 p.m. MST. The show will feature appearances by BYU players and coaches, and a question-and-answer segment with Coach Rose.

**"BYU Basketball with Head Coach Dave Rose" on KSL 5 TV**

Dave Rose's weekly television show airs Sunday evenings at 11:05 p.m. MST. The show will include game recaps and previews, and an "X's and O's" segment with Coach Rose.

**LAST TIME OUT – COUGARS USE SECOND HALF SURGE TO DEFEAT PEPPERDINE**

PROVO, Utah – BYU out-scored Pepperdine 46-16 in the second half to overcome a five-point halftime deficit and earn a 76-51 win at the Marriott Center on Thursday night. With the win, BYU improves its record to 13-4 overall and 3-0 in the WCC while Pepperdine falls to 9-7 overall and 1-2 in conference play.

Tyler Haws led the way for the Cougars with 24 points – his 11th game of the season scoring 20 points or more. Brandon Davies finished with 19 points and nine rebounds while Matt Carlino grabbed 13 points and was 3 for 4 from the three-point line.

BYU shot only 28.1 percent in the first half, but improved to 58.1 percent in the second half to beat the Waves. The Cougars also had 13 steals to Pepperdine's three and outscored Pepperdine 16-0 in fast break points. Pepperdine got on the board first at 19:02 with a short jumper, but BYU quickly answered on a Carlino 3-pointer.

At 17:42, Davies lit up the Marriott Center on a fast break dunk and then Zylstra scored after a Davies offensive rebound to bring the score to 8-4. The Waves went on a 7-0 run five minutes into the half to grab the 13-10 lead. Anson Winder ended the three-minute scoring drought for the Cougars after stealing the ball and finishing an easy layup.

At 10:46, Davies hit one of two free throws to bring the score to its first tie of the half at 13. Offense stayed quiet on both sides of the court until the 8:04 mark when Haws hit two more free throws to give BYU the two-point lead. Pepperdine quickly answered with a 3-point shot on its next possession and then forced a Cougar turnover to head into the TV timeout up by one. Out of the timeout, the Waves converted on two free throws and another shot from the arc to grab their biggest lead of the night at 21-17.

Haws hit his first field goal of the night at 6:17 to cut the Wave lead to four, but Pepperdine grabbed seven more points to lead 28-19. Haws picked up some momentum for the Cougars in the next minute and a half and scored seven points, including BYU's second 3-pointer, to cut Pepperdine's lead to four.

With a minute left, Pepperdine extended its lead to nine on a short jumper. Davies hit two more free throws on BYU's next possession and then Zylstra took a charge to give BYU the ball with 8.6 seconds left before the half. With only a second remaining, Davies followed a miss at the rim with his second dunk of the night to cut the Wave lead to 35-30 heading into the half.

Both teams failed to score two minutes into the second half, but at 17:24 Pepperdine scored and BYU answered to make the score to 37-32. Haws was then fouled on a jumper and completed the three-point play to cut the Wave lead to two. At 14:10, Carlino sunk his second 3-point shot of the night for a 40-39 BYU lead, its first lead since being ahead 15-13 with eight minutes left in the first half.

The Cougars turned their run into 12-straight points and took a seven-point lead before Pepperdine was able to answer. BYU added another 6-0 run to grab the first double-digit point lead of the night at 52-40.

At the 7:33 mark, Haws hit a jumper from the corner to grab 20 points. BYU maintained its double-digit lead throughout the rest of the second half. With three minutes remaining, Carlino hit another shot from the top of the arc to give BYU a 21-point lead. A minute later, Agustín Ambrosino sunk another 3-point shot for the Cougars for his first field goal of the night.

BYU continued the run to take the 76-51 victory.

**QUICK FACTS**

**University Information**

Location: Provo, Utah 84602  
 Elevation: 4,553 feet  
 Enrollment: 32,955 (Daytime)  
 Founded: October 15, 1875  
 Owned: The Church of Jesus Christ of Latter-day Saints  
 Nickname: Cougars  
 Mascot: Cosmo  
 Colors: Blue and White  
 Arena (capacity): Marriott Center (20,900)  
 Conference: West Coast Conference  
 President: Cecil O. Samuelson (Utah, 1966)  
 Athletic Director: Tom Holmoe (BYU, 1983)  
 Athletic Website: BYUCougars.com  
 Tickets: (801) 422-BYU1 or (800) 322-BYU1

**2012-13 Preview**

Lettermen Returning/Lost: 8/6  
 Newcomers: 4  
 Returning Redshirt Freshmen: 1  
 Starters Returning/Lost: 4/2\*  
 Returning Points: 56.9% (1,552 of 2,727 points)  
 Returning Rebounds: 66.1% (890 of 1,347 rebounds)  
 Returning Assists: 69.1% (414 of 599 assists)  
 Returning Blocks: 53.2% (82 of 154 blocks)  
 Returning Minutes: 63.4% (4,439 of 7,000 minutes)  
 \*Includes Tyler Haws, who started as a freshman

**2011-12 Review**

Overall Record: 26-9  
 Conference Record/Finish: 12-4 (3rd)  
 2012 Postseason: (1-1) Lost, NCAA Second Round (Louisville) vs. Marquette, 68-88  
 2012 Final National Ranking: NR/NR

**BYU Coaching Staff**

Head Coach: Dave Rose  
 Alma Mater (year): Houston (1983)  
 Record at School (years): 198-58 (8th year)  
 Career Division I Record (years): same  
 Basketball Office Fax: (801) 422-5965  
 Assistant Coaches (Alma Mater, year)  
     Terry Nashif (BYU, 2005)  
     Tim LaComb (Utah, 2006)  
     Mark Pope (Kentucky, 1996)  
 Dir. of Basketball Operations: Mike Hall (BYU, 2005)  
 Coord. of Player Development: Garrett Faucette (BYU, 2008)

**BYU History**

First Year of Basketball: 1903  
 Overall All-Time Record: 1679-1018 (.622)  
 Winning Seasons: 85 (last 2012)  
 Regular Season Conf. Championships: 29 (last 2011)  
 Postseason Appearances (record): 37 (26-37)  
 Total NCAA Appearances (record): 27 (15-29)  
 Last NCAA Appearance: 2012  
     First Round: W vs. No. 14 seed Iona, 78-72  
     Second Round: L vs. No. 3 seed Marquette, 68-88  
 Total NIT Appearances (Record): 10 (12-8)  
 Last NIT Appearance: 2006  
 Result: (0-1) lost at Houston, 77-67

**2012-13 STORYLINES AND NOTES**

**Player and team notes**

- Tyler Haws has scored 20-plus points in four-consecutive games, his second-longest such streak this season. He opened the year with six-straight 20-point games and has 11 20-point games this season.
- Matt Carlino has scored in double figures in three-straight games. During that stretch he is averaging 18.7 points, 5.3 rebounds, 4.3 assists and 3.7 steals while shooting .500 from the field and .500 from three.
- In the second half against Pepperdine, BYU out-scored the Waves 46-16 to earn the 76-51 victory. The 30-point scoring margin was the biggest in a half this season for the Cougars and the 16 points are the fewest allowed in a half this season by BYU.
- BYU has completed three comebacks after trailing at the half this season. The Cougars trailed Utah and San Francisco by nine at the half and won 61-58 and 80-76. BYU trailed Pepperdine by five at the half and came back to win 76-51.
- BYU played its best defensive game of the season against LMU, limiting the Lions to 51 points and 30.8 percent shooting — both season bests for the Cougars. The first half was BYU's best defensive half as the Cougars limited LMU to 20 points and 23.5 percent shooting. BYU's 57 second half points are the most scored by the Cougars in a half all season, one more than the 56 scored against Virginia Tech in the first half.
- BYU's 10 3-pointers against LMU tied a season high set against Eastern New Mexico. Matt Carlino hit 4 of 8 to lead the way and Tyler Haws and Craig Cusick added two apiece while Raul Delgado and Agustín Ambrosino each hit from downtown. The Cougars hit 10 of 23 for a season-best 43.5 percent.
- Tyler Haws hit 10 of 10 from the free throw line vs. Weber State, his third game this season shooting 100 percent from the line while attempting at least 10 free throws. Haws has four such games in his career, tied for the most in BYU history with Jimmer Fredette. Haws is tied with Russell Larson (1993-94) and Roberts (1994-95) for most perfect days from the line (minimum of 10 attempts) in a season with three. Danny Ainge, Lee Cummond, Larson and Roberts are tied for second on the career list with three.

**Haws's big day**

On Dec. 29, Tyler Haws scored a career-high 42 points against Virginia Tech as he hit 14 of 25 from the field, 6 of 8 from three and 8 of 9 from the free throw line. See below for some of the records Haws set in his breakout game:

- Most points scored by a BYU sophomore
- Tied for eighth-most points scored by an individual in BYU history
- Most points scored by a BYU player not named Jimmer Fredette since 1961 (Bob Skousen, 47 vs. UCLA)
- Most points scored by an individual in NCAA Division I men's basketball this season
- Gives BYU a father-son duo in the 40-point club (Haws's father Marty scored 40 vs. Siena in 1989)

**Haws the closer**

Tyler Haws has played some of his best basketball in the final five minutes of games this season. Against Cal State Northridge, BYU trailed 74-73 with less than four minutes remaining. Haws hit a jumper with 3:44 to go to give BYU the lead and had 10 of the Cougars' final 14 points to help secure the 87-75 win. Against Utah, BYU trailed 58-56 before Haws completed a three-point play with 2:47 to go. He added two free throws with 16 seconds remaining to secure the 61-58 win. After struggling from the field the first 35 minutes at Weber State, Haws scored nine points in the last five minutes on 3 of 3 shooting from the field and 2 of 2 from the free throw line. For the season, Haws is 15 of 18 from the field, 2 of 3 from three and 13 of 15 from the free throw line in the last five minutes of games.

**Fast start for Tyler Haws**

Tyler Haws opened 2012-13 with six-straight 20-point games, the second best such streak in program history. Only Devin Durrant started a season with more consecutive 20-point games, seven in 1983-84.

Name	Class	Season	Consecutive 20-Point Games (point totals)
Devin Durrant	Senior	1983-84	7 (28, 35, 20, 35, 23, 33, 27)
<b>Tyler Haws</b>	<b>Sophomore</b>	<b>2012-13</b>	<b>6 (22, 22, 23, 21, 20, 32)</b>
Danny Ainge	Senior	1980-81	5 (24, 22, 22, 29, 29)
Kresimir Cosic	Junior	1971-72	5 (30, 31, 33, 23, 30)
Michael Smith	Senior	1988-89	5 (24, 29, 30, 33, 20)

**Davies does it all**

Brandon Davies has stuffed the stat sheet this season, averaging 18.7 points, 7.7 rebounds, 2.6 assists, 1.4 blocks and 1.4 steals through 17 games. Last season he became the second Cougar in program history to average at least one of everything (points, rebounds, assists, steals and blocks). Russell Larson is the only other BYU player to produce a 'one of everything' season and did so twice, in 1993-94 and 1994-95 (blocks and steals were not tracked until the 1977-78 season).

**Dave Rose**

BYU head coach Dave Rose has led BYU to its most successful eight-year run since taking over in 2005. His career record of 197-58 ranks him second in BYU history in total victories and first in winning percentage (.773). Rose has been named conference coach of the year three times, district coach of the year twice and has guided the Cougars to four conference titles, six NCAA Tournament appearances and six 25-win seasons. In 2010 he led BYU to its first NCAA Tournament win in 17 years and the Cougars have also won at least one tournament game in the two seasons since, including a trip to the Sweet 16 in 2011.

**Rose among the nation's best**

Dave Rose is fourth in career winning percentage among active NCAA Division I head coaches (as of 1/7/13).

Coach	Yrs.	W	L	Pct.	Coach	Yrs.	W	L	Pct.
1 Roy Williams, UNC	25	685	173	.798	6 John Calipari, Kentucky	21	514	156	.767
2 Mark Few, Gonzaga	14	357	91	.797	7 Mike Krzyzewski, Duke	38	941	291	.764
3 Brad Stevens, Butler	6	151	42	.782	8 Bo Ryan, Wisconsin	29	662	208	.761
4 Dave Rose, BYU	8	197	58	.773	9 Jamie Dixon, Pittsburgh	10	250	80	.758
5 Thad Matta, Ohio State	13	334	99	.771	10 Bill Self, Kansas	20	488	159	.754

**MOST POINTS IN A GAME – 2012-13 NCAA**

Name	Opponent	Date	Pts
Tyler Haws, BYU	Virginia Tech	12/29/12	42
Andre Hollins, Minnesota	Memphis	11/23/12	41
Matt Hunter, Central Conn. St.	Indiana	12/8/12	40
Lamont Jones, Iona	Quinnipiac	11/16/12	40
Robert Crawford, Central Ark.	SE Mo. St.	12/8/12	39
Stan Okoye, VMI	Presbyterian	1/5/13	39
Omar Strong, Texas Southern	Colorado	11/27/12	39

**HONORS CANDIDATES**

**Brandon Davies • All-America Candidate**

- Has scored in double figures 16 times and shot .500 or better in 10 of 17 games
- Posted 27 points and 10 rebounds vs. Northern Arizona for his fourth double-double of the season
- Had 33 points on 14 of 17 shooting at Weber State and added 8 boards
- At Baylor had 26 points and a season-high 17 rebounds
- Totaled 21 points, 10 boards, 6 assists, 2 blocks and 4 steals vs. Montana
- Registered a double-double with 22 points and 10 rebounds vs. UTSA and added 3 assists and a block
- Had 19 points, 5 rebounds and 2 blocks vs. Florida State
- Posted 28 points, 9 boards, 3 assists, 3 blocks and 2 steals vs. Georgia State
- Earned a spot on the Wooden Award Preseason Top 50 and the Lute Olson Award Preseason All-America team
- Named preseason All-WCC by the league's coaches

**Tyler Haws • All-WCC Candidate**

- Has scored 20-plus points in 11 of 17 games and double figures in 16 of 17 games
- Scored a career-high 42 points vs. Virginia Tech, the most scored in NCAA Division I this season
- Had 24 points on 8 of 14 shooting from the field and 7 of 7 from the free throw line
- Had 23 points, 6 rebounds and 3 assists at Weber State
- Scored a career-best 32 points vs. CSUN
- Scored 20 points and added 6 rebounds and 3 assists vs. UTSA
- Had 21 points, 8 rebounds, 4 assists and 2 steals vs. Notre Dame and earned a spot on the Acura CVC Classic All-Tournament Team
- Posted season highs of 23 points, nine rebounds, five assists (tied a season high), 3 steals and 1 block vs. Florida State
- Had 22 points, 7 rebounds, 5 assists and 2 steals vs. Georgia State
- Totaled 22 points and 4 boards and hit 8 of 9 free throws in season opener vs. Tennessee State

**Matt Carlino • All-WCC Candidate**

- Scored 20-plus points in consecutive games for the first time in his career (vs. LMU and at San Francisco)
- Totaled 13 points, 4 assists, 4 rebounds and 2 steals vs. Pepperdine
- At San Francisco scored a season-high 22 points and added 7 rebounds, 4 assists and 5 steals
- Had 21 points, 5 rebounds, 5 assists and 4 steals in the WCC opener vs. LMU
- In WCC games is averaging 21.5 points, 6.0 rebounds, 4.5 assists and 4.5 steals
- For the season is averaging 9.0 points, 4.0 assists and 1.8 steals
- Against Utah had 19 points, hit 5 3-pointers and added 5 assists and 3 steals

**2012-13 BYU STARTING LINEUPS**

Opponent	(1)	(2)	(3)	(4)	(5)
Tennessee State	Carlino	Zylstra	Haws	Sharp	Davies
Georgia State	Carlino	Zylstra	Haws	Sharp	Davies
vs. Florida State	Carlino	Zylstra	Haws	Sharp	Davies
vs. Notre Dame	Carlino	Zylstra	Haws	Sharp	Davies
UTSA	Carlino	Zylstra	Haws	Sharp	Davies
Cal State Northridge	Cusick	Zylstra	Haws	Ambrosino	Davies
vs. Montana	Cusick	Zylstra	Haws	Sharp	Davies
at Iowa State	Cusick	Zylstra	Haws	Sharp	Davies
Utah	Cusick	Zylstra	Haws	Sharp	Davies
at Weber State	Carlino	Cusick	Haws	Sharp	Davies
Eastern New Mexico	Carlino	Cusick	Haws	Austin	Davies
at Baylor	Carlino	Cusick	Haws	Austin	Davies
Northern Arizona	Carlino	Zylstra	Haws	Sharp	Davies
vs. Virginia Tech	Carlino	Zylstra	Haws	Sharp	Davies
Loyola Marymount	Carlino	Zylstra	Haws	Sharp	Davies
at San Francisco	Carlino	Zylstra	Haws	Sharp	Davies
Pepperdine	Carlino	Zylstra	Haws	Sharp	Davies
at Santa Clara					
Saint Mary's					
San Diego					
at Gonzaga					
at Portland					
at Pepperdine					
Santa Clara					
at San Diego					
San Francisco					
Portland					
Utah State					
at Saint Mary's					
Gonzaga					
at Loyola Marymount					
Won-Loss Records	(1)	(2)	(3)	(4)	(5)
8-2	Carlino	Zylstra	Haws	Sharp	Davies
2-1	Cusick	Zylstra	Haws	Sharp	Davies
1-1	Carlino	Cusick	Haws	Austin	Davies
1-0	Carlino	Cusick	Haws	Sharp	Davies
1-0	Cusick	Zylstra	Haws	Ambrosino	Davies

**GAMES PLAYED**

	2012-13	Career
Brandon Davies	17 (13-4)	116 (96-20)
Brock Zylstra	17 (13-4)	100 (80-20)
Tyler Haws	17 (13-4)	52 (43-9)
Craig Cusick	17 (13-4)	52 (39-13)
Nate Austin	17 (13-4)	52 (39-13)
Anson Winder	13 (10-3)	47 (36-11)
Josh Sharp	17 (13-4)	45 (33-12)
Matt Carlino	17 (13-4)	42 (31-11)
Agustin Ambrosino	15 (11-4)	same
Raul Delgado	15 (12-3)	same
Cory Calvert	14 (10-4)	same
Ian Harward	16 (12-4)	same

**GAMES STARTED**

	2012-13	Career
Brandon Davies	17 (13-4)	79 (63-16)
Tyler Haws	17 (13-4)	50 (41-9)
Brock Zylstra	14 (11-3)	42 (31-11)
Matt Carlino	13 (10-3)	37 (28-9)
Anson Winder	0 (0-0)	15 (12-3)
Craig Cusick	7 (5-2)	10 (7-3)
Josh Sharp	14 (11-3)	same
Nate Austin	2 (1-1)	3 (2-1)
Agustin Ambrosino	1 (1-0)	same

**STREAKS**

Streak	12-13	Overall
Current won/loss streak	5 wins	same
At home	9 wins	12 wins
On the road	1 win	same
On a neutral floor	2 wins	same
At home vs. Nonconference	7 wins	10 wins
At home vs. WCC	2 wins	5 wins
On the road vs. Nonconference	1 loss	same
On the road vs. WCC	1 win	same
On a neutral floor vs. Nonconference	2 wins	same
On a neutral floor vs. WCC	—	1 loss
At regular season tournament	2 losses	same
At WCC Tournament	—	1 loss
NCAA Tournament	—	1 loss
At NIT	—	2 losses
Games with a 3-point make	17	527

**LEADS AND DEFICITS, BYU'S BIGGEST...**

halftime lead	25 (twice, last vs. VT, 12/29/12)
halftime lead lost in defeat	1 (32-31 vs. UND, 11/17/12)
halftime deficit	11 (37-48 at Iowa State, 12/11/12)
halftime deficit erased in victory	9 (26-35 vs. Utah, 12/8/12) 9 (37-46 at USF, 1/5/13)
overall lead	38 (92-48 vs. LMU, 1/3/13)
margin of victory	41 (92-51 vs. LMU, 1/3/13)
margin of defeat	21 (62-83 at Iowa State, 12/1/12)
lead lost in defeat	11 (19-8 at Baylor, 12/21/12)
overall deficit	27 (50-77 vs. Florida St., 11/16/12)
deficit overcome in victory	12 (19-31 vs. Utah, 12/8/12) 12 (32-44 at USF, 1/5/13)

## BYU CAREER RANKINGS

Points			
Name	Years	GP	Points
1. Jimmer Fredette	2007-11	139	2599
2. Danny Ainge	1977-81	118	2467
3. Michael Smith	1983-84, 86-89	122	2319
4. Devin Durrant	1978-80, 82-84	117	2285
5. Russell Larson	1991-95	129	1885
6. Fred Roberts	1978-82	119	1841
7. Jeff Chatman	1984-88	122	1824
8. Mekeli Wesley	1997-01	115	1740
9. Mark Bigelow	1998-99, 01-04	120	1715
10. Ken Roberts	1990-91, 93-96	126	1652
11. Lee Cummond	2005-09	131	1569
12. Jonathan Tavernari	2006-10	132	1519
13. Kresimir Cosic	1970-73	79	1513
14. Jay Cheesman	1973-77	103	1408
15. Roland Minson	1948-51	106	1407
16. Andy Toolson	1984-85, 87-90	117	1388
17. Trent Plaisted	2004-08	103	1372
18. Brandon Davies	2009-present	116	1361
19. Joe Nelson	1947-50	89	1360
20. Marty Haws	1986-90	123	1337
21. Dick Nemecka	1963-66	78	1299
22. Alan Taylor	1976-80	110	1284
23. Jackson Emery	2005-06, 08-11	133	1235
24. Doug Richards	1971-74	78	1218
25. Gary Trost	1987-88, 90-93	114	1205
26. Eldon Brinley	1927-31	—	1195
27. Noah Hartssock	2008-12	134	1191
28. Joe Richey	1950-53	89	1177
29. Randy Reid	1992-96	125	1170
30. Kari Liimo	1966-69	76	1156
31. Elwood Romney	1929-33	—	1150
32. Doug Howard	1967-70	79	1143
33. Travis Hansen	2000-03	86	1137
34. Steve Schreiner	1988-91	93	1128
35. Mel Hutchins	1947-48, 49-51	95	1123
36. John Fairchild	1963-65	53	1109
37. Gary Earnest	1958-61	77	1108
38. Terrell Lyday	1999-01	66	1105
39. Mark Handy	1973-77	96	1098
40. Bruce Burton	1960-63	78	1089
41. Keena Young	2004-07	88	1068
42. Scott Runia	1976-80	110	1051
43. Bernie Fryer	1970-72	55	1030
44. Dave Eastis	1958-61	69	1015
--			
Tyler Haws	2009-10, 12-present	52	756

Free Throw Percentage (Min. 100 attempts)			
Name	Years	FTM-FTA	Pct
1. Tyler Haws	2009-10, 12-present	193-210	.919
2. Jimmer Fredette	2007-11	627-711	.882
3. Michael Smith	1983-84, 86-89	431-491	.878
4. Lee Cummond	2005-09	294-349	.842
5. Reid, Randy	1992-96	338-407	.830
6. Mark Heslop	1988-92	101-122	.828
7. Brian Taylor	1982-84, 86-88	229-277	.827
8. Nick Sanderson	1991-93	181-219	.826
9. Gary Batchelor	1960-63	251-304	.826
10. Scott Runia	1976-80	161-195	.826

3-Point Field Goals Made			
Name	Years	3FGM-3FGA	Pct
1. Jimmer Fredette	2007-11	296-752	.394
2. Jonathan Tavernari	2006-10	265-698	.380
3. Jackson Emery	2005-06, 08-11	230-601	.383
4. Mark Bigelow	1998-99, 01-04	213-559	.381
5. Mike Rose	2003-07	163-381	.428
6. Lee Cummond	2005-09	153-355	.431
7. Andy Toolson	1984-85, 87-90	141-323	.437
8. Nick Sanderson	1991-93	129-350	.369
9. Terrell Lyday	1999-01	127-321	.396
10. Mark Heslop	1988-92	126-283	.445
11. Michael Smith	1983-84, 86-89	116-270	.430
12. Randy Reid	1992-96	114-355	.321
13. Austin Ainge	2003-07	113-281	.402
14. Nathan Call	1986-88, 90-92	110-241	.456

Rebounds			
Name	Years	GP	Rebounds
1. Michael Smith	1983-84, 86-89	122	922
2. Kresimir Cosic	1970-73	79	919
2. Alan Taylor	1976-80	110	919
4. Greg Kite	1979-83	112	847
5. Fred Roberts	1978-82	119	838
6. Steve Trumbo	1978-82	116	835
7. Russell Larson	1991-95	129	821
8. John Benson	1954-57	78	803
9. Mark Handy	1973-77	96	801
10. Bruce Burton	1960-63	78	776
11. Ken Roberts	1990-91, 93-96	126	753
12. Herschel Pedersen	1953-56	73	721
13. Jay Cheesman	1973-77	103	712
14. Jeff Chatman	1984-88	122	696
15. Lee Cummond	2005-09	131	686
16. Trent Plaisted	2004-08	103	686
17. Brandon Davies	2009-present	116	684
18. John Fairchild	1963-65	53	678
19. Nick Mateljan	1951-54	77	673
20. Jonathan Tavernari	2006-10	132	660
21. Kari Liimo	1966-69	76	655
22. Devin Durrant	1978-80, 82-84	117	643
23. Mekeli Wesley	1997-01	115	617

Assists			
Name	Years	GP	Assists
1. Matt Montague	1996-97, 99-02	122	570
2. Danny Ainge	1977-81	118	539
3. Nathan Call	1986-88, 90-92	129	528
4. Jimmer Fredette	2007-11	139	515
5. Marty Haws	1986-90	123	502
6. Randy Reid	1992-96	125	458
7. Scott Runia	1976-80	110	405
8. Lee Cummond	2005-09	131	372
9. Austin Ainge	2003-07	101	355
10. Fred Roberts	1978-82	119	341
11. Brian Taylor	1982-84, 86-88	118	330
12. Steve Craig	1975-76, 78-81	112	329
13. Michael Smith	1983-84, 86-89	122	317
14. Jackson Emery	2005-06, 08-11	133	312
15. Scott Sinek	1981-85	115	311
16. Marty Perry	1982-85	85	299
17. Ken Roberts	1990-91, 93-96	126	272
18. Devin Durrant	1978-80, 82-84	117	268
19. Mark Bigelow	1998-99, 01-04	120	260
20. Mark Durrant	1989-90, 92-95	128	258
21. Chris Nikchevich	1982-85	88	250
22. Bob Capener	1981-83, 85-87	97	235
23. Robbie Reid	1993-95	64	226
24. Nathan Cooper	1995-96, 98-01	122	208
25. Andy Toolson	1984-85, 87-90	117	198
26. Steve Trumbo	1978-82	116	195
27. Kevin Santiago	1988-90	59	193
28. Gary Trost	1987-88, 90-93	114	186
29. Matt Carlino	2011-present	42	183
30. Jonathan Tavernari	2006-10	132	182
31. Michael Vranes	1996-97, 98-00	63	171
32. Brandon Davies	2008-present	116	170
33. Greg Ballif	1977-78, 79-82	106	168
34. Brian Dignan	1997-99	55	157
34. Ben Murdock	2006-08	66	157
36. Mekeli Wesley	1997-01	115	154
37. Travis Hansen	2000-03	86	150

Blocks			
Name	Years	GP	Blocks
1. Greg Kite	1979-83	112	208
2. Shawn Bradley	1990-91	34	177
2. Noah Hartssock	2008-11	129	177
4. Russell Larson	1991-95	100	166
5. Alan Taylor	1976-80	110	119
6. Brandon Davies	2009-present	116	112
7. Jeff Chatman	1984-88	122	107
7. Trent Plaisted	2004-08	103	107
9. Lee Cummond	2005-09	131	106

Steals			
Name	Years	GP	Steals
1. Jackson Emery	2005-06, 08-11	133	249
2. Danny Ainge	1977-81	118	195
3. Marty Haws	1986-90	123	182
4. Jimmer Fredette	2007-11	139	167
5. Jonathan Tavernari	2006-10	132	165
6. Scott Sinek	1981-85	115	140
7. Nathan Call	1986-88, 90-92	129	138
8. Russell Larson	1991-95	129	131
9. Lee Cummond	2005-09	131	129
10. Matt Montague	1996-97, 99-02	122	124
11. Randy Reid	1992-96	125	118
12. Mark Bigelow	1998-99, 01-04	120	116
13. Brandon Davies	2009-present	116	107
14. Ken Roberts	1990-91, 93-96	126	104
15. Justin Weidauer	1991-92, 95-98	85	102
16. Terrell Lyday	1999-01	66	99
17. Mekeli Wesley	1997-01	115	97
18. Robbie Reid	1993-95	64	94
19. Scott Runia	1976-80	110	92
20. Mike Hall	2003-05	60	89
21. Rafael Araujo	2002-04	62	88
22. Mark Durrant	1989-90, 92-95	128	87
23. Jimmy Balderson	2001-02, 04-07	115	85
24. Brian Taylor	1982-84, 86-88	118	84
24. Andy Toolson	1984-85, 87-90	117	84
26. Marty Perry	1982-85	85	83
27. Bob Capener	1981-83, 85-87	97	82
27. Jeff Chatman	1984-88	122	82
29. Fred Roberts	1978-82	119	81
30. Devin Durrant	1978-80, 82-84	117	77
31. Steve Craig	1975-76, 78-81	112	76
31. Nathan Cooper	1995-96, 98-01	122	76
31. Jared Miller	1990-93	88	76
34. Austin Ainge	2003-07	101	75
35. Brett Applegate	1982-84	60	74
--			
Brock Zylstra	2009-present	100	68
Matt Carlino	2011-present	42	67

Double-Doubles			
Name	Years	DDs	
1. Kresimir Cosic	1970-73	47	
2. John Fairchild	1964-65	38	
3. Alan Taylor	1976-80	34	
4. Steve Trumbo	1978-82	30	
5. Michael Smith	1983-84, 86-89	29	
6. Brett Applegate	1982-84	28	
7. Russell Larson	1991-95	27	
8. Jay Cheesman	1973-77	26	
9. Rafael Araujo	2002-04	24	
9. Kari Liimo	1966-69	24	
11. Mark Handy	1973-77	22	
12. Bruce Burton	1960-63	21	
12. Paul Ruffner	1968-70	21	
14. Fred Roberts	1978-82	20	
15. Greg Kite	1979-83	18	
15. Steve Kramer	1963-66	18	
17. Trent Plaisted	2004-08	17	
17. Ken Roberts	1990-91, 93-96	17	
17. Brandon Davies	2009-present	17	
20. Jim Eakins	1965-68	16	
20. Tom Gneiting	1984-87	16	

**BYU'S RECORD WHEN ...**

Venue	2012-13	Under Rose
Overall	13-4	198-58
Home	9-0	111-8
Away	2-2	58-32
Neutral	2-2	29-18
Lead at the half/end of game...	2012-13	Under Rose
BYU leads at the half	10-1	167-16
Opponent leads at the half	3-3	26-38
Score tied at the half	0-0	5-4
BYU leads w/5 min left	12-0	187-5
Opponent leads w/5 min left	1-4	9-52
Score tied w/5 min left	0-0	2-1
BYU leads w/1 min left	13-0	193-0
Opponent leads w/1 min left	0-4	3-55
Score tied w/1 min left	0-0	2-3
Game goes into overtime	0-0	6-3
BYU scores...	2012-13	Under Rose
100-plus points	0-0	9-0
90-99 points	3-0	33-0
80-89 points	7-0	64-6
70-79 points	2-1	71-20
60-69 points	1-3	18-27
60 or less points	0-0	3-5
Opponent scores...	2012-13	Under Rose
100-plus points	0-0	1-0
90-99 points	0-0	3-5
80-89 points	0-2	9-21
70-79 points	3-2	34-27
60-69 points	6-0	88-5
50-59 points	4-0	46-0
50 or less points	0-0	18-0
BYU double figure scorers	2012-13	Under Rose
One player in double figures	0-0	1-4
Two players in double figures	2-2	24-16
Three players in double figures	10-1	78-26
Four players in double figures	1-1	64-11
Five players in double figures	0-0	25-1
Six players in double figures	0-0	6-0
Shooting and rebounding	2012-13	Under Rose
BYU shoots 50% or better	7-0	88-7
Opponent shoots 50% or better	1-2	13-23
BYU outshoots opponent	11-0	162-10
Opponent outshoots BYU	2-4	35-46
Teams shoot equal FG%	0-0	1-2
BYU outrebounds opponent	12-1	152-14
Opponent outrebounds BYU	0-3	37-41
BYU, opponent tie in rebounds	1-0	9-3
Wins, losses and rest	2012-13	Under Rose
Coming off a win	9-3	149-48
Coming off a loss	4-1	49-10
Two-plus days between games	11-3	173-46
One day between games	2-0	16-2
Playing the next day	0-1	9-10
Days	2012-13	Under Rose
Monday	0-0	2-0
Tuesday	2-0	30-3
Wednesday	2-0	47-10
Thursday	3-0	20-11
Friday	1-2	21-6
Saturday	5-2	78-28

**BYU'S RECORD WHEN ...**

On television	2012-13	Under Rose
All games on TV	13-3	162-52
On BYUtv	12-0	48-4
On ESPN	0-0	0-1
On ESPN2	0-1	2-7
On ESPNU	1-0	6-1
On truTV	0-2	1-2
On CBS	0-0	4-5
Top 25	2012-13	Under Rose
vs. a top 25 opponent	0-1	8-17
as a top 25 team	0-0	57-16
Months	2012-13	Under Rose
November	5-2	38-8
December	5-2	49-13
January	3-0	45-15
February	0-0	42-7
March	0-0	24-15
Margin of victory/defeat	2012-13	Under Rose
1-4 points	2-0	18-12
5-9 points	0-0	35-13
10-15 points	2-2	49-19
16-19 points	3-1	22-11
20-29 points	3-1	45-3
30-39 points	2-0	18-0
40-49 points	1-0	7-0
50+ points	0-0	4-0

**DUNKS**

	2012-13	Career
Brandon Davies	16	74
Nate Austin	4	8
Brock Zylstra	—	2
Tyler Haws	2	4
Josh Sharp	8	9
Anson Winder	1	2
Raul Delgado	1	1
Matt Carlino	1	1
BYU	33	
Opponents	23	

**FREE THROW STREAKS**

Haws	50	2/13/10 - 11/9/12
Haws	26	12/8/12 - 12/29/12
Haws	19	11/21/12 - 11/28/12
Haws	15	11/9/12 - 11/17/12
Haws	14	12/29/12 - 1/5/13
Davies	12	11/21/12 - 11/28/12
Zylstra	11	3/13/12 - 11/24/12
Haws	7	1/10/13 - current

**LATE GAME FREE THROWS**

Player	5:00-2:00	2:00-0:00
Brandon Davies	11-16 (.688)	0-0 (.000)
Matt Carlino	3-4 (.750)	2-3 (.667)
Tyler Haws	7-8 (.875)	6-7 (.857)
Craig Cusick	0-0 (.000)	1-4 (.250)
Anson Winder	0-1 (.000)	2-4 (.500)
Josh Sharp	1-2 (.500)	0-0 (.000)
Ian Harward	0-0 (.000)	1-2 (.500)
Agustin Ambrosino	0-0 (.000)	0-3 (.000)
Cory Calvert	1-2 (.500)	2-2 (1.000)
Raul Delgado	0-0 (.000)	2-2 (1.000)
Nate Austin	0-1 (.000)	0-0 (.000)
Totals	23-34 (.676)	16-27 (.593)
Under Rose	456-636 (.717)	581-769 (.756)



Senior forward Brandon Davies



Sophomore guard Tyler Haws

2012-13 SCORING BY HALF (BYU-OPPONENT)

Opponent	1st half	Margin	FG %	2nd half	Margin	FG %	OT	Margin	FG %	Final	Margin	FG %
TENNESSEE STATE	34-28	+6	48.3-38.5	47-38	+9	61.5-31.0	—	—	—	81-66	+15	54.5-33.8
GEORGIA STATE	44-26	+18	58.1-26.5	36-36	0	44.8-45.2	—	—	—	80-62	+18	51.7-35.4
vs. Florida State	35-44	-9	36.1-60.0	35-44	-9	30.8-56.0	—	—	—	70-88	-18	33.3-58.0
vs. Notre Dame	32-31	+1	42.3-35.5	36-47	-11	40.6-63.6	—	—	—	68-78	-10	38.1-52.1
UTSA	48-28	+20	55.9-39.3	33-34	-1	46.2-39.4	—	—	—	81-62	+19	51.7-39.3
CS NORTHBRIDGE	46-40	+6	42.4-46.4	41-35	+6	51.6-38.9	—	—	—	87-75	+12	46.9-42.2
vs. Montana	42-31	+11	62.5-48.0	43-29	+14	44.1-29.2	—	—	—	85-60	+25	51.7-38.8
at Iowa State	37-48	-11	42.4-51.7	25-35	-10	31.3-44.8	—	—	—	62-83	-21	36.9-48.3
UTAH	26-35	-9	29.0-46.4	35-23	+12	33.3-25.0	—	—	—	61-58	+3	31.1-36.5
at Weber State	36-26	+10	48.0-40.7	42-42	0	58.6-48.3	—	—	—	78-68	+10	53.7-44.6
EASTERN NM	44-29	+15	48.6-37.5	51-33	+18	58.3-35.3	—	—	—	95-62	+33	53.5-36.4
at Baylor	31-40	-9	41.9-41.4	33-39	-6	35.5-48.4	—	—	—	64-79	-15	38.7-45.0
NORTHERN ARIZONA	48-23	+25	52.8-30.0	36-31	+5	39.4-43.3	—	—	—	84-54	+30	46.4-36.7
vs. Virginia Tech	56-31	+25	60.0-30.3	41-40	+1	36.6-46.7	—	—	—	97-71	+26	46.5-38.1
LMU	35-20	+15	43.3-23.5	57-31	+26	55.9-38.7	—	—	—	92-51	+41	50.0-30.8
at San Francisco	37-46	-9	43.8-61.5	43-30	+13	54.8-40.0	—	—	—	80-76	+4	49.2-50.0
PEPPERDINE	30-35	-5	28.1-50.0	46-16	+30	58.1-27.3	—	—	—	76-51	+25	42.9-39.6
at Santa Clara												
SAINT MARY'S												
SAN DIEGO												
at Gonzaga												
at Portland												
at Pepperdine												
SANTA CLARA												
at San Diego												
SAN FRANCISCO												
PORTLAND												
UTAH STATE												
at Saint Mary's												
GONZAGA												
at LMU												
Season Totals	38.9-33.0	+5.9	45.4-41.2	40.0-34.3	+5.7	45.5-41.0	—	—	—	78.9-67.3	+11.6	45.5-41.1

2012-13 OFFENSIVE TRENDS (BYU-OPPONENT)

Opponent	Pts/Paint	Pts Off TO	2nd Chance Pts	Fastbreak Pts	Bench Pts	Big Run	Big Lead					
TENNESSEE STATE	40-18	+22	17-17	0	2-11	-9	18-2	+16	16-13	+3	9-0/7-0	19/5
GEORGIA STATE	42-24	+18	20-15	+5	7-8	-1	14-4	+10	7-6	+1	16-0/9-0	29/-
vs. Florida State	25-34	-9	15-20	-5	15-6	+9	15-4	+11	18-37	-19	12-0/13-0	-/27
vs. Notre Dame	28-30	-2	13-8	+5	19-4	+15	4-4	0	16-10	+6	7-0/12-0	7/10
UTSA	34-22	+12	15-9	+6	11-5	+6	12-2	+10	24-6	+18	8-0/7-0	23/2
CS NORTHBRIDGE	42-32	+10	14-13	+1	13-17	-4	16-0	+16	22-16	+6	12-0/8-0	12/4
vs. Montana	32-16	+16	26-7	+19	9-7	+2	4-0	+4	19-18	+1	12-0/6-0	25/-
at Iowa State	30-32	-2	13-21	-8	8-12	-4	4-4	0	25-19	+6	5-0/12-0	2/22
UTAH	18-22	-4	13-6	+7	9-8	+1	4-0	+4	26-23	+3	6-0/7-0	3/12
at Weber State	36-30	+6	14-18	-4	6-6	0	0-0	0	14-22	-8	8-0/9-0	15/2
EASTERN NM	45-22	+23	15-11	+4	11-12	-1	17-2	+15	43-28	+15	10-0/9-0	37/2
at Baylor	42-34	+8	16-14	+2	12-15	-3	0-4	-4	9-15	-6	9-0/12-0	11/23
NORTHERN ARIZONA	40-18	+22	18-6	+12	11-8	+3	15-6	+9	28-19	+9	18-0/12-0	38/2
vs. Virginia Tech	40-30	+10	14-10	+4	18-10	+8	7-6	+1	17-27	-10	9-0/12-0	32/-
LMU	36-18	+18	19-8	+11	9-2	+7	12-4	+8	28-19	+9	16-0/8-0	44/6
at San Francisco	34-28	+6	19-13	+6	12-3	+9	2-0	+2	8-12	-4	9-0/9-0	6/12
PEPPERDINE	26-22	+4	23-2	+21	14-10	+4	16-0	+16	15-15	0	12-0/8-0	25/9
at Santa Clara												
SAINT MARY'S												
SAN DIEGO												
at Gonzaga												
at Portland												
at Pepperdine												
SANTA CLARA												
at San Diego												
SAN FRANCISCO												
PORTLAND												
UTAH STATE												
at Saint Mary's												
GONZAGA												
at LMU												
Season Totals	590-432	+158	284-198	+86	186-145	+41	160-42	+118	325-305	+20		
Times Led, Record (W/L/T)	12-1/1-3/0-0		11-2/1-2/1-0		8-2/4-2/1-0		12-1/0-1/1-2		9-2/4-2/0-0			
Under Rose (W/L/T)	130-19/58-37/10-2		154-21/37-35/7-2		124-19/62-36/12-3		142-27/37-19/19-12		114-28/78-29/6-1			



2012-13 WCC Standings (as of 1/10/13)

	Overall	Pct	WCC	Pct
Gonzaga	16-1	.941	3-0	1.000
<b>BYU</b>	<b>13-4</b>	<b>.765</b>	<b>3-0</b>	<b>1.000</b>
San Diego	9-8	.529	2-0	1.000
Saint Mary's	12-4	.750	1-1	.500
Santa Clara	12-5	.706	1-2	.333
Pepperdine	9-7	.563	1-2	.667
Loyola Marymount	8-8	.500	1-2	.333
Portland	7-10	.412	0-2	.000
San Francisco	7-9	.438	0-3	.000

WCC Players of the Week

Nov. 12	Kevin Foster, Santa Clara
Nov. 19	Johnny Dee, San Diego
Nov. 26	Elias Harris, Gonzaga
Dec. 3	Cole Dickerson, San Francisco
Dec. 10	Johnny Dee, San Diego
<b>Dec. 17</b>	<b>Brandon Davies, BYU</b>
Dec. 24	Marc Trasolini, Santa Clara
Dec. 31	Tyler Haws, BYU
Jan. 7	Kelly Olynyk, Gonzaga

2012-13 WCC Preseason Poll

Team (First Place Votes)	Points
1. Gonzaga (7)	63
2. <b>BYU (1)</b>	<b>55</b>
3. Saint Mary's (1)	52
4. Loyola Marymount	37
5. San Diego	36
6. Santa Clara	35
7. San Francisco	19
8. Portland	15

2012-13 Preseason All-WCC Team

Player	School	Yr.	Pos.
Gary Bell, Jr.	Gonzaga	So.	G
<b>Brandon Davies</b>	<b>BYU</b>	<b>Sr.</b>	<b>F</b>
Johnny Dee	San Diego	So.	G
Matthew Dellavedova	Saint Mary's	Sr.	G
Sam Dower	Gonzaga	Jr.	C
Kevin Foster	Santa Clara	Sr.	G
Elias Harris	Gonzaga	Sr.	F
Stephen Holt	Saint Mary's	Jr.	G
Anthony Ireland	Loyola Marymount	Jr.	G
Kevin Pangos	Gonzaga	So.	G

TEAM	All	Conf
WCC Stats (1/11/13)		
Scoring Offense	3rd	1st
Scoring Defense	6th	3rd
Scoring Margin	3rd	1st
FT Percentage	3rd	6th
FG Percentage	4th	4th
FG Percentage Defense	4th	2nd
3FG Percentage	8th	3rd
3FG Percentage Defense	1st	5th
3-Point FG Made/Game	T5th	5th
Rebounding Offense	1st	1st
Rebounding Defense	9th	3rd
Rebounding Margin	3rd	1st
Blocked Shots	5th	T8th
Assists	T1st	2nd
Steals	1st	1st
Turnover Margin	3rd	1st
Assist/Turnover Ratio	3rd	2nd
Offensive Rebounds	2nd	2nd
Defensive Rebounds	1st	1st
Defensive Reb Pct	3rd	1st
Offensive Reb Pct	6th	3rd
<b>NCAA Stats (1/10/13)</b>	<b>Rank</b>	<b>Actual</b>
Won-Lost Percentage	55	76.5
Scoring Offense	22	78.9
Scoring Defense	195	67.3
Scoring Margin	46	11.6
Field-Goal Percentage	88	45.5
Field-Goal Pct Defense	132	41.1
3-Point Field Goals/Game	178	6.1
3-Point Field-Goal Pct	196	32.7
3-Point FG Defense	—	31.5
Free-Throw Percentage	64	73.0
Rebound Margin	41	6.1
Assists Per Game	20	16.7
Assist Turnover Ratio	26	1.31
Blocked Shots Per Game	230	3.0
Steals Per Game	42	8.9
Turnovers Per Game	97	12.8
Turnover Margin	73	2.4
Personal Fouls Per Game	198	17.8

INDIVIDUAL	Top BYU player - All	Top BYU player - Conf
WCC (1/11/13)		
Scoring	Tyler Haws - 1st	Tyler Haws - 2nd
Rebounding	Brandon Davies - 5th	Josh Sharp - T3rd
FG Percentage	Brandon Davies - 5th	Matt Carlino - T11th
Assists	Matt Carlino - 9th	Matt Carlino - T6th
FT Percentage	Tyler Haws - 1st	Tyler Haws - 14th
Steals	Matt Carlino - 4th	Matt Carlino - 1st
3FG Percentage	Tyler Haws - 7th	Matt Carlino - T7th
3FG Made/Game	Tyler Haws - 11th	Matt Carlino - 2nd
Blocked Shots	Brandon Davies - 4th	Brandon Davies - T14th
Assist/TO Ratio	Matt Carlino - 9th	Matt Carlino - 3rd
Offensive Rebounds	Josh Sharp - 6th	Josh Sharp - 2nd
Defensive Rebounds	Brandon Davies - 3rd	Brandon Davies - T8th
Minutes Played	Tyler Haws - 6th	—
<b>NCAA Stats (1/10/13)</b>	<b>BYU Player - Rank</b>	<b>Actual</b>
Points Per Game	Tyler Haws - 10	21.1
	Brandon Davies - 35	18.7
Field Goal Percentage	Brandon Davies - 37	55.4
	Tyler Haws - 135	47.9
Free Throw Percentage	Tyler Haws - 7	92.2
Rebounds Per Game	Brandon Davies - 118	7.7
Assists Per Game	Matt Carlino - 157	4.0
Blocked Shots Per Game	Brandon Davies - 152	1.41
Steals Per Game	Matt Carlino - 125	1.82
Assist/Turnover Ratio	Matt Carlino - 127	1.89
Double-Doubles	Brandon Davies - 73	4



**BYU BASKETBALL**
**ROSTER AND CAREER HIGHS**

No.	Name	Pos.	Ht.	Wt.	Yr.	Hometown (Previous School)	Pronunciations
0	Brandon Davies	F	6-9	235	Sr.	Provo, Utah (Provo HS)	AGUSTIN AMBROSINO AH-go-steen ahm-bro-SEE-no
1	Raul Delgado	G	6-2	195	Jr.	Chihuahua, Mexico (Western Neb. CC)	ANSON WINDER AN-sun WINE-der
2	Craig Cusick	G	6-2	185	Sr.	Orem, Utah (Utah)	BROCK ZYLSTRA ZIL-stra
3	Tyler Haws	G	6-5	200	So.	Alpine, Utah (Lone Peak HS)	MATT CARLINO car-LEE-no
5	Agustin Ambrosino	F	6-8	225	Jr.	Cordoba, Argentina (Salt Lake CC)	RAUL DELGADO rah-OOL del-GAH-doh
10	Matt Carlino	G	6-2	175	So.	Scottsdale, Ariz. (Bloomington South HS)	TERRY NASHIF NASH-if
12	Josh Sharp	F	6-7	185	So.	Highland, Utah (Utah)	IAN HARWARD HAR-word
13	Brock Zylstra	G	6-6	210	Sr.	La Verne, Calif. (Bonita HS)	ROBERT RAMOS RAY-mus
20	Anson Winder	G	6-3	195	So.	Las Vegas, Nev. (Bishop Gorman HS)	
23	Cory Calvert	G	6-3	185	Fr.	Parker, Colo. (Chaparral HS)	
30	Cooper Ainge	G	6-0	175	Fr.	Wellesley, Mass. (Wellesley HS)	
33	Nate Austin	F	6-10	230	So.	Alpine, Utah (Lone Peak HS)	
42	Ian Harward	C	6-11	215	Fr.	Orem, Utah (Orem HS)	

Head Coach: Dave Rose, 8th year (Houston, 1983)

Assistant Coaches: Terry Nashif (BYU, 2005); Tim LaComb (Utah, 2006); Mark Pope (Kentucky, 1996)

Director of Basketball Operations: Mike Hall (BYU, 2005)

Coordinator of Player Development: Garrett Faucette (BYU, 2008)

Team Trainer: Robert Ramos (BYU, 1995)

**2012-13 SEASON AND CAREER HIGHS**

#	Player	Points	Rebounds	Assists
0	Brandon Davies	Season: 33 at Weber State Career: same	17 at Baylor 22 vs. San Diego (11-12)	6 vs. Montana 6, 3 times, last vs. Montana (12-13)
1	Raul Delgado	Season: 11 vs. NAU Career: same	6 vs. ENMU same	3 vs. ENMU same
2	Craig Cusick	Season: 10 vs. FSU Career: 12 at Portland, vs. Marquette (11-12)	8 vs. UTSA same	6 vs. ENMU 8 vs. Weber State (11-12), vs. Iona (11-12)
3	Tyler Haws	Season: 42 vs. Virginia Tech Career: same	9 vs. FSU, vs. LMU 11, twice, last at UTEP (09-10)	5 vs. GSU, vs. FSU 6 vs. Idaho State (09-10)
5	Agustin Ambrosino	Season: 14 vs. ENMU Career: same	8 vs. ENMU same	2 vs. UTSA, vs. ENMU, vs. NAU same
10	Matt Carlino	Season: 22 at San Francisco Career: 30 at San Francisco (11-12)	7 at San Francisco 7 vs. 3 times, last at USF (12-13)	10 vs. TSU 11 vs. Buffalo (11-12)
12	Josh Sharp	Season: 13 vs. Montana Career: same	12 vs. LMU same	2 vs. LMU 3 vs. Longwood (11-12)
13	Brock Zylstra	Season: 16 at San Francisco Career: 26 vs. Buffalo (11-12)	7 vs. CSUN, at San Francisco 9 vs. Portland (11-12)	6 vs. Pepperdine same
20	Anson Winder	Season: 4 vs. LMU Career: 20 vs. Buffalo (11-12)	3 vs. NAU 6 at San Francisco (11-12)	3 vs. ENMU 9 vs. Northern Arizona (11-12)
23	Cory Calvert	Season: 10 vs. ENMU Career: same	3 vs. Virginia Tech same	2 vs. FSU, vs. ENMU, vs. Virginia Tech same
33	Nate Austin	Season: 8 at Iowa State, at Baylor Career: 15 vs. Weber State (11-12)	8 vs. FSU, vs. Virginia Tech 10 at Gonzaga (11-12)	4 vs. ENMU same
42	Ian Harward	Season: 7 vs. Notre Dame Career: same	5 vs. Virginia Tech same	1 vs. Montana same
44	Bronson Kaufusi	Season: 2 vs. LMU, at USF Career: same	1 at San Francisco same	— same

**GEOGRAPHIC BREAKDOWN**

Argentina	Agustin Ambrosino
Mexico	Raul Delgado
Arizona	Matt Carlino
California	Brock Zylstra
Colorado	Cory Calvert
Massachusetts	Cooper Ainge
Nevada	Anson Winder
Utah	Nate Austin, Brandon Davies, Craig Cusick, Ian Harward, Tyler Haws, Josh Sharp

**CLASS BREAKDOWN**

Seniors	Juniors	Sophomores	Freshmen
Craig Cusick Brandon Davies Brock Zylstra	Agustin Ambrosino Raul Delgado	Nate Austin Matt Carlino Tyler Haws Josh Sharp Anson Winder	Cooper Ainge* Cory Calvert Ian Harward

\*Redshirting in 2012-13

**CAREER HIGHLIGHTS**

- 198-58 overall record (second all-time at BYU in wins) for a BYU record .773 winning percentage
- With 185 victories through first seven seasons is fourth all-time for best career starts by wins in NCAA history
- With 159 victories through first six seasons is tied for third all-time for best career starts by wins in NCAA history
- Fourth among active coaches in career winning percentage, behind Roy Williams, Mark Few and John Calipari and ahead of Thad Matta and Mike Krzyzewski
- Four Mountain West Conference regular season titles, a BYU and MWC record
- Three-time MWC Coach of the Year (2006, 2007, 2011)
- Two-time USBWA District VIII Coach of the Year (2006, 2011)
- Naismith Coach of the Year Finalist in 2011
- Finalist for the Clair Bee Award in 2010
- Honorable Mention for National Coach of the Year by Scout.com (2006)
- Six-consecutive trips to the NCAA Tournament, a BYU record
- Six-consecutive 25-win seasons, a BYU record
- BYU basketball has 11 25-win seasons in its 110-year history and Rose has been the head coach of six of those teams
- Holds top two spots for wins in a season in BYU history with 32 in 2010-11 and 30 in 2009-10
- Only BYU coach to win at least 20 games in each of his first seven seasons
- Took BYU to the Sweet 16 in 2011 for the first time since 1981
- Coached Jimmer Fredette, the 2011 Consensus National Player of the Year (received the Wooden Award, Naismith Trophy, Oscar Robertson Trophy and other national awards)



Scan to view Rose's profile on BYUcougars.com



**COACHING EXPERIENCE**

- BYU Head Coach (2005-present)
- BYU Associate Head Coach (2000-2005)
- BYU Assistant Coach (1997-2000)
- Dixie State Head Coach (1990-1997)
- Dixie State Assistant Coach (1987-1990)
- Assistant coach at Pine View High School (1986-87)
- Head coach at Millard High School (1983-86)

**SERVICE**

- A member of the National Coaches vs. Cancer Council that includes Mike Krzyzewski (Duke), Roy Williams (North Carolina), Jim Boeheim (Syracuse) and Mike Brey (Notre Dame)
- Assisting with the Hope Lodge, a facility to be constructed in Salt Lake City to house families of cancer patients
- NABC Game Pillar Award for Service in 2008
- 63rd recipient of the Dale Rex Memorial Award
- Honorary Chair of the Children with Cancer Christmas Foundation
- Was the first coach in the state of Utah to participate in the American Cancer Society's nationwide Coaches vs. Cancer campaign
- Lobbied before Congress for more funding for cancer research in September 2010

**EDUCATION**

- Houston (1983, B.A.)

**PLAYING CAREER**

- Played baseball and basketball at Dixie State College
- Played for Houston from 1980-83 (played in 1980-81 and 82-83, redshirted in 1981-82)
- Co-Captain on the famous "Phi-Slamma Jamma" team that featured Hakeem (then Akeem) Olajuwon and Clyde Drexler
- Helped Houston achieve a No. 1 ranking and reach the national championship game in 1983

**MISSION**

- Manchester England (1977-79)

**PERSONAL/FAMILY**

- Wife: Cheryl
- Children: Daughter Chanell and husband Brock Reichner, son Garrett and wife Brooke, daughter Taylor
- Dave and Cheryl Rose have seven grandchildren

**ROSE'S BYU COACHING LEDGER**

Season	Overall	Pct.	Home	Pct.	Away	Pct.	Neutral	Pct.	Conf.	Pct.	Tourney	NCAA/NIT
05-06	20-9	.690	14-1	.933	5-7	.417	1-2	.500	12-4	.750	0-1	0-1 NIT
06-07	25-9	.735	17-0	1.000	6-7	.462	2-2	.500	13-3	.813	2-1	0-1 NCAA
07-08	27-8	.771	16-0	1.000	9-3	.615	3-3	.500	14-2	.875	2-1	0-1 NCAA
08-09	25-8	.758	14-2	.875	8-5	.750	2-3	.400	12-4	.750	1-1	0-1 NCAA
09-10	30-6	.833	15-1	.938	10-4	.714	5-1	.833	13-3	.813	1-1	1-1 NCAA
10-11	32-5	.865	13-1	.929	10-1	.909	9-3	.750	14-2	.875	2-1	2-1 NCAA
11-12	26-9	.743	13-3	.813	8-3	.727	5-3	.625	12-4	.750	1-1	1-1 NCAA
12-13	13-4	.765	9-0	1.000	2-2	.500	2-2	.500	3-0	1.000	0-0	—
Totals	198-58	.773	111-8	.933	58-32	.644	29-18	.617	93-22	.809	9-7	4-7

**TOP CAREER START BASED ON CURRENT NUMBER OF YEARS (THROUGH 2011-12)**

Coach, School	Yrs.	W	L	Pct.
Steve Prohm, Murray State	1	31	2	.939
Andy Toole, Robert Morris	2	44	25	.638
Shaka Smart, VCU	3	84	28	.750
John Groce, Illinois	4	85	56	.603
Brad Stevens, Butler	5	139	40	.777
Anthony Grant, Alabama	6	139	64	.685
Dave Rose, BYU	7	185	54	.774
Sean Miller, Arizona	8	189	82	.697
Jamie Dixon, Pittsburgh	9	238	77	.756
Mike Anderson, Arkansas	10	218	112	.661
Randy Bennett, Saint Mary's	11	235	118	.666
Thad Matta, Ohio State	12	323	96	.771
Mark Few, Gonzaga	13	342	90	.792
Bruce Weber, Kansas State	14	313	155	.669
Mark Gottfried, NC State	15	303	167	.645

**BEST CAREER STARTS BY WINS, 7 SEASONS**

Coach, School	Date	W	L	Pct.
Mark Few, Gonzaga	2000-06	188	41	.821
Jamie Dixon, Pittsburgh	2004-10	188	54	.777
Everett Case, NC State	1947-53	187	45	.806
Dave Rose, BYU	2006-12	185	54	.774
Roy Williams, Kansas	1989-95	184	51	.783
Thad Matta, Butler, Xavier, OSU	2001-07	183	53	.775
Larry Brown, UCLA & Kansas	1980-81, 84-88	172	60	.741

**ROSE'S MILESTONE VICTORIES**

Win	Date	Opponent	Score	Record
25	12/06/06	San Jose State	81-69	25-11 (.694)
50	11/23/07	vs. No. 6 Louisville	78-76	50-18 (.735)
75	11/20/08	North Florida	74-41	75-26 (.743)
100	11/20/09	at Hawaii	83-65	100-34 (.746)
125	03/06/10	at TCU	107-77	125-38 (.767)
150	02/09/11	at Air Force	90-52	150-42 (.781)
175	01/16/12	at San Diego	82-63	175-49 (.781)



0 — BRANDON DAVIES

6-9 • 235 • SENIOR • FORWARD • PROVO, UTAH (PROVO HS)

2012-13 SEASON — PPG: 18.7 RPG: 7.7 APG: 2.7 SPG: 1.3 BPG: 1.4 FG%: .554 3FG%: .333 FT%: .706

Last Time Out

- Finished with 19 points, 9 rebounds, 2 assists and 2 steals against Pepperdine

Scan for Davies' bio on BYUcougars.com



In 2012-13

- Has scored in double figures in 16 of 17 games and shot .500 or better in 10 of 17 games
- Has four double-doubles this season
- Had 27 points, 10 rebounds and 3 steals vs. Northern Arizona
- Totaled 26 points, 17 rebounds, 3 assists, 1 blocks and 3 steals at Baylor ... hit 11 of 15 from the free throw line
- Posted a career-high 33 points, including 18 in the first half, against Weber State
- Has dished out 3 or more assists eight different times this season
- Scored 21 points and added 10 rebounds, 6 assists, 2 blocks and 4 steals vs. Montana
- Scored 22 points on 10 of 14 shooting from the field and 8 of 10 from the free throw line and added 9 boards, 3 assists, 3 blocks and 2 steals vs. Georgia State
- Named to the Wooden Award Preseason Top 50 list, the Lute Olson Preseason All-America team and the preseason All-WCC Team

Other

- Mother is Linda Kathleen Davies and has one brother and one sister
- Played for Craig Drury at Provo High School where he helped lead the Bulldogs to state titles as a sophomore and junior and a second-place finish as a senior

2012-13 SEASON HIGHS

PTS	33, Weber State – 12/15/12
1st H	18, WSU – 12/15/12, NAU 12/27/12
2nd H	17, at Baylor – 12/21/12
REB	17, at Baylor – 12/21/12
AST	6, vs. Montana – 11/28/12
STL	4, vs. Montana – 11/28/12
BLK	4, Tennessee State – 11/9/12
FGM	14, Weber State – 12/15/12
FGA	19, at Baylor – 12/21/12
3PM	1, 3 times, last at Baylor – 12/21/12
3PA	2, twice, last at Baylor – 12/21/12
FTM	11, at Baylor – 12/21/12
FTA	17, vs. Montana – 11/28/12

CAREER HIGHS

PTS	33, Weber State – 12/15/12
REB	22, San Diego – 12/31/11
AST	6, 3 times, last vs. Montana – 11/28/12
STL	8, at Portland – 2/4/12
BLK	4, Tennessee State – 11/9/12
FGM	14, Weber State – 12/15/12
FGA	19, at Baylor – 12/21/12
3PM	1, four times, last at Baylor – 12/21/12
3PA	2, twice, last at Baylor – 12/21/12
FTM	15, at Pepperdine – 1/21/12
FTA	18, at Pepperdine – 1/21/12

MISCELLANEOUS

	12-13	Career
Double-Figure PTS	16 (12-4)	70 (56-14)
20-plus Pts	7 (5-2)	18 (14-4)
Double-Figure REB	4 (3-1)	17 (13-4)
Double-Doubles	4 (3-1)	17 (13-4)
3-plus STL	3 (2-1)	10 (6-4)
3-plus BLK	3 (3-0)	6 (6-0)
3-plus 3-point FG	0 (0-0)	0 (0-0)
Scoring Leader	7 (5-2)	19 (12-7)
Rebound Leader	10 (8-2)	40 (30-10)
Assist Leader	4 (2-2)	9 (7-2)

2012-13 GAME-BY-GAME

Opponent	Date	GS	Min	FG	FGA	Pct	3FG	FGA	Pct	FT	FTA	Pct	Off	Def	TR	Avg	PF	FO	A	TO	Blk	Stl	Pts	Avg
TENNESSEE STATE	11/09/12	*	31	7	9	.778	0	0	.000	2	4	.500	0	7	7	7.0	4	0	3	5	4	2	16	16.0
GEORGIA STATE	11/13/12	*	29	10	14	.714	0	0	.000	8	10	.800	2	7	9	8.0	3	0	3	3	3	2	28	22.0
vs. Florida State	11/16/12	*	21	6	11	.545	1	1	1.000	6	8	.750	2	3	5	7.0	4	0	1	3	2	0	19	21.0
vs. Notre Dame	11/17/12	*	18	4	11	.364	0	0	.000	4	7	.571	2	3	5	6.5	4	0	3	2	0	0	12	18.8
UTSA	11/21/12	*	26	7	13	.538	0	0	.000	8	8	1.000	3	7	10	7.2	3	0	3	6	1	0	22	19.4
CS NORTHRIDGE	11/24/12	*	29	5	10	.500	0	0	.000	2	2	1.000	1	7	8	7.3	3	0	3	1	1	1	12	18.2
vs. Montana	11/28/12	*	33	6	13	.462	0	1	.000	9	17	.529	3	7	10	7.7	0	0	6	1	2	4	21	18.6
at Iowa State	12/01/12	*	30	7	17	.412	0	2	.000	6	10	.600	3	3	6	7.5	4	0	3	3	1	2	20	18.8
UTAH	12/08/12	*	33	4	10	.400	0	0	.000	3	6	.500	4	2	6	7.3	3	0	0	3	3	2	11	17.9
at Weber State	12/15/12	*	36	14	17	.824	0	0	.000	5	6	.833	2	6	8	7.4	2	0	1	3	1	0	33	19.4
EASTERN NM	12/18/12	*	21	6	10	.600	1	1	1.000	4	5	.800	1	5	6	7.3	1	0	3	0	2	1	17	19.2
at Baylor	12/21/12	*	36	7	19	.368	1	2	.500	11	15	.733	5	12	17	8.1	3	0	3	4	1	3	26	19.8
NORTHERN ARIZONA	12/27/12	*	26	13	16	.813	0	1	.000	1	1	1.000	1	9	10	8.2	2	0	1	2	1	3	27	20.3
vs. Virginia Tech	12/29/12	*	25	5	7	.714	0	0	.000	7	9	.778	1	3	4	7.9	2	0	4	3	0	1	17	20.1
LMU	01/03/13	*	30	4	6	.667	0	0	.000	4	6	.667	0	9	9	8.0	1	0	3	1	1	0	12	19.5
at San Francisco	01/05/13	*	17	2	8	.250	0	1	.000	2	3	.667	1	1	2	7.6	5	1	3	3	0	0	6	18.7
PEPPERDINE	01/10/13	*	33	6	13	.462	0	0	.000	7	9	.778	4	5	9	7.7	2	0	2	1	1	2	19	18.7
at Santa Clara	01/12/13																							
SAINT MARY'S	01/16/13																							
SAN DIEGO	01/19/13																							
at Gonzaga	01/24/13																							
at Portland	01/26/13																							
at Pepperdine	01/31/13																							
SANTA CLARA	02/02/13																							
at San Diego	02/07/13																							
SAN FRANCISCO	02/09/13																							
PORTLAND	02/16/13																							
UTAH STATE	02/19/13																							
at Saint Mary's	02/21/13																							
GONZAGA	02/28/13																							
at LMU	03/02/13																							
Totals			17	474	113	204	.554	3	9	.333	89	126	.706	35	96	131	7.7	46	1	45	44	24	318	18.7

CAREER STATISTICS (ALL GAMES)

Year	GP	GS	Min	Avg	FG	FGA	Pct	3FG	FGA	Pct	FT	FTA	Pct	Off	Def	TR	Avg	PF	FO	A	TO	Blk	Stl	Pts	Avg
2009-10	35	1	474	13.5	69	128	.539	0	1	.000	50	88	.568	30	74	104	3.0	91	1	9	47	14	13	188	5.4
2010-11	29	26	721	24.9	115	219	.525	0	0	.000	93	138	.674	63	117	180	6.2	90	4	43	44	27	20	323	11.1
2011-12	35	35	1002	28.6	196	380	.516	1	3	.333	139	210	.662	79	190	269	7.7	114	4	73	100	47	51	532	15.2
2012-13	17	17	474	27.9	113	204	.554	3	9	.333	89	126	.706	35	96	131	7.7	46	1	45	44	24	23	318	18.7
TOTAL	116	79	2671	23.0	493	931	.530	4	13	.308	371	562	.660	207	477	684	5.9	341	10	170	235	112	107	1361	11.7

CAREER STATISTICS (CONFERENCE GAMES)

Year	GP	GS	Min	Avg	FG	FGA	Pct	3FG	FGA	Pct	FT	FTA	Pct	Off	Def	TR	Avg	PF	FO	A	TO	Blk	Stl	Pts	Avg
2009-10	15	0	187	12.5	29	63	.460	0	1	.000	22	41	.537	13	35	48	3.2	35	0	3	21	5	6	80	5.3
2010-11	14	14	395	28.2	54	111	.486	0	0	.000	51	74	.689	30	72	102	7.3	46	2	29	25	16	13	159	11.4
2011-12	16	16	491	30.7	103	191	.539	0	0	.000	82	121	.678	37	92	129	8.1	54	2	35	55	25	29	288	18.0
2012-13	3	3	80	26.7	12	27	.444	0	1	.000	13	18	.722	5	15	20	6.7	8	1	8	5	2	2	37	12.3
TOTAL	48	33	1153	24.0	198	392	.505	0	2	.000	168	254	.661	85	214	299	6.2	143	5	75	106	48	50	564	11.8



**1 — RAUL DELGADO** 6-2 • 195 • JUNIOR • GUARD • CHIHUAHUA, MEXICO (WESTERN NEBRASKA CC)

**2012-13 SEASON — PPG: 3.0 RPG: 1.4 APG: 0.8 SPG: 0.6 BPG: 0.1 FG%: .362 3FG%: .269 FT%: .800**

**Last Time Out**

- Played 5 minutes against Pepperdine

Scan for Delgado's bio on BYUcougars.com



**In 2012-13**

- Scored a career-best points in back-to-back games against Baylor and Northern Arizona with 7 and 11 points, respectively
- Scored a career-high 11 points against NAU while hitting 3 3-pointers, also a career high, and adding 2 blocks
- Scored 4 points and added 6 rebounds, 3 assists and 2 steals in 16 minutes against Eastern New Mexico
- Played 12 minutes and contributed 2 points, 2 rebounds, 2 assists and 2 steals against Weber State

**Before BYU**

- Played two seasons at Western Nebraska Community College for Russell Beck and was a team captain
- As a sophomore in 2011-12 led WNCC to a 26-7 record, averaged 18.3 points, 3.2 rebounds and 1.8 steals per game while shooting .485 from the field, .433 from three and .768 from the free throw line

**Other**

- Parents are Luis Raul Delgado Torres and Maria de Los Angeles Cruz Muños and has one sister
- Lived with his adoptive family, David and Cheri Erekson and their five children, when he came to the United States

**2012-13 SEASON HIGHS**

PTS	11, NAU – 12/27/12
1st H	5, VT – 12/29/12
2nd H	8, NAU – 12/27/12
REB	6, ENMU – 12/18/12
AST	3, ENMU – 12/18/12
STL	2, twice, last vs. ENMU – 12/18/12
BLK	2, NAU – 12/27/12
FGM	4, NAU – 12/27/12
FGA	7, NAU – 12/27/12
3PM	3, NAU – 12/27/12
3PA	5, NAU – 12/27/12
FTM	2, Baylor – 12/21/12, LMU – 1/3/13
FTA	2, Baylor – 12/21/12, LMU – 1/3/13

**MISCELLANEOUS**

	12-13	Career
Double-Figure PTS	1 (1-0)	1 (1-0)
20-plus Pts	0 (0-0)	0 (0-0)
Double-Figure REB	0 (0-0)	0 (0-0)
Double-Doubles	0 (0-0)	0 (0-0)
3-plus STL	0 (0-0)	0 (0-0)
3-plus BLK	0 (0-0)	0 (0-0)
3-plus 3-point FG	1 (1-0)	0 (0-0)
Scoring Leader	0 (0-0)	0 (0-0)
Rebound Leader	0 (0-0)	0 (0-0)
Assist Leader	0 (0-0)	0 (0-0)

**2012-13 GAME-BY-GAME**

Opponent	Date	GS	Min	FG	FGA	Pct	3FG	FGA	Pct	FT	FTA	Pct	Off	Def	TR	Avg	PF	FO	A	TO	Blk	Stl	Pts	Avg	
TENNESSEE STATE	11/09/12		5	0	0	.000	0	0	.000	0	0	.000	0	0	0	0.0	0	0	0	0	0	1	0	0.0	
GEORGIA STATE	11/13/12		10	0	1	.000	0	1	.000	0	0	.000	1	3	4	2.0	2	0	1	0	0	0	0	0.0	
vs. Florida State	11/16/12		7	0	2	.000	0	1	.000	0	0	.000	0	0	0	1.3	1	0	1	0	0	0	0	0.0	
vs. Notre Dame	11/17/12		DNP																						
UTSA	11/21/12		6	1	3	.333	0	0	.000	0	0	.000	0	0	0	1.0	1	0	1	0	0	0	2	0.5	
CS NORTHBRIDGE	11/24/12		DNP																						
vs. Montana	11/28/12		10	2	3	.667	1	2	.500	0	0	.000	0	0	0	0.8	2	0	1	0	0	1	5	1.4	
at Iowa State	12/01/12		10	1	4	.250	0	1	.000	0	0	.000	1	1	2	1.0	1	0	0	1	0	0	2	1.5	
UTAH	12/08/12		1	0	1	.000	0	1	.000	0	0	.000	1	0	1	1.0	0	0	0	0	0	0	0	1.3	
at Weber State	12/15/12		12	1	2	.500	0	1	.000	0	0	.000	0	2	2	1.1	2	0	2	0	0	2	2	1.4	
EASTERN NM	12/18/12		16	2	6	.333	0	2	.000	0	1	.000	1	5	6	1.7	3	0	3	3	0	2	4	1.7	
at Baylor	12/21/12		17	2	5	.400	1	2	.500	2	2	1.000	0	2	2	1.7	2	0	0	0	0	0	7	2.2	
NORTHERN ARIZONA	12/27/12		17	4	7	.571	3	5	.600	0	0	.000	0	0	0	1.5	0	0	2	0	2	1	11	3.0	
vs. Virginia Tech	12/29/12		17	2	4	.500	1	3	.333	0	0	.000	1	2	3	1.7	3	0	0	1	0	1	5	3.2	
LMU	01/03/13		9	2	6	.333	1	4	.250	2	2	1.000	1	0	1	1.6	4	0	0	2	0	1	7	3.5	
at San Francisco	01/05/13		6	0	1	.000	0	1	.000	0	0	.000	0	0	0	1.5	0	0	1	0	0	0	0	3.2	
PEPPERDINE	01/10/13		5	0	2	.000	0	2	.000	0	0	.000	0	0	0	1.4	1	0	0	1	0	0	0	3.0	
at Santa Clara	01/12/13																								
SAINT MARY'S	01/16/13																								
SAN DIEGO	01/19/13																								
at Gonzaga	01/24/13																								
at Portland	01/26/13																								
at Pepperdine	01/31/13																								
SANTA CLARA	02/02/13																								
at San Diego	02/07/13																								
SAN FRANCISCO	02/09/13																								
PORTLAND	02/16/13																								
UTAH STATE	02/19/13																								
at Saint Mary's	02/21/13																								
GONZAGA	02/28/13																								
at LMU	03/02/13																								
Totals			0	148	17	47	.362	7	26	.269	4	5	.800	6	15	21	1.4	22	0	12	8	2	9	45	3.0

**CAREER STATISTICS (ALL GAMES)**

Year	GP	GS	Min	Avg	FG	FGA	Pct	3FG	FGA	Pct	FT	FTA	Pct	Off	Def	TR	Avg	PF	FO	A	TO	Blk	Stl	Pts	Avg
2012-13	15	0	148	9.9	17	47	.362	7	26	.269	4	5	.800	6	15	21	1.4	22	0	12	8	2	9	45	3.0
2012-13	15	0	148	9.9	17	47	.362	7	26	.269	4	5	.800	6	15	21	1.4	22	0	12	8	2	9	45	3.0

**CAREER STATISTICS (CONFERENCE GAMES)**

Year	GP	GS	Min	Avg	FG	FGA	Pct	3FG	FGA	Pct	FT	FTA	Pct	Off	Def	TR	Avg	PF	FO	A	TO	Blk	Stl	Pts	Avg
2012-13	3	0	20	6.7	2	9	.222	1	7	.143	2	2	1.000	1	0	1	0.3	5	0	1	3	0	1	7	2.3
2012-13	3	0	20	6.7	2	9	.222	1	7	.143	2	2	1.000	1	0	1	0.3	5	0	1	3	0	1	7	2.3



**2 — CRAIG CUSICK**

6-2 • 185 • SENIOR • GUARD • OREM, UTAH (UTAH)

**2012-13 SEASON — PPG: 4.4 RPG: 3.1 APG: 2.4 SPG: 1.0 BPG: 0.0 FG%: .343 3FG%: .340 FT%: .615**

**Last Time Out**

- Contributed 8 points, 2 rebounds, 2 assists and 2 steals against Pepperdine

Scan for Cusick's bio on BYUcougars.com



**In 2012-13**

- Has hit a three in 11 of 17 games, and posted 2-plus assists in 14 of 17 games this season
- Contributed a season-high 6 assists, 8 points, 5 rebounds and 2 steals against Eastern New Mexico
- Totaled 6 points, 3 rebounds, 2 assists and 3 steals vs. Montana
- Posted 7 points on 3 of 3 shooting, a career-high 8 rebounds, 4 assists and 1 steal vs. UTSA
- Scored 10 points and added 2 rebounds and 3 assists vs. Florida State
- Scored 6 points and added 4 rebounds and 4 assists against Tennessee State

**In 2011-12**

- Named Academic All-WCC and to the NABC Honors Court and received Silver Honors on the WCC Commissioner's Honor Roll
- Posted season highs of 12 points, 4 rebounds, 8 assists and 4 steals

**Other**

- Parents are Randy and Debbie Cusick
- Wife's name is Sadie

**2012-13 SEASON HIGHS**

PTS	10, vs. Florida State – 11/16/12
1st H	5 vs. Utah – 12/8/12
2nd H	10, vs. Florida State – 11/16/12
REB	8, vs. UTSA – 11/21/12
AST	6, ENMU – 12/18/12
STL	3, vs. Montana – 11/28/12
BLK	—
FGM	4, Pepperdine – 1/10/13
FGA	11, vs. Florida State – 11/16/12
3PM	2, 5 times, last vs. LMU – 1/3/13
3PA	7, vs. Florida State – 11/16/12
FTM	2, 3 times, last vs. Utah – 12/8/12
FTA	5, Tennessee State – 11/9/12

**CAREER HIGHS**

PTS	12, twice, last vs. Marquette – 3/15/12
REB	8, vs. UTSA – 11/21/12
AST	8, 2 times, last vs. Iona – 3/13/12
STL	4, at Portland – 2/4/12
BLK	—
FGM	4, at Port – 2/4/12, Pepp – 1/10/13
FGA	11, vs. Florida State – 11/16/12
3PM	3, twice, last vs. Marquette – 3/15/12
3PA	7, vs. Florida State – 11/16/12
FTM	4, twice, last at Pepperdine – 1/21/12
FTA	6, at Pepperdine – 1/21/12

**MISCELLANEOUS**

	12-13	Career
Double-Figure PTS	1 (0-1)	4 (2-2)
20-plus Pts	0 (0-0)	0 (0-0)
Double-Figure REB	0 (0-0)	0 (0-0)
Double-Doubles	0 (0-0)	0 (0-0)
3-plus STL	1 (1-0)	2 (2-0)
3-plus BLK	0 (0-0)	0 (0-0)
3-plus 3-point FG	0 (0-0)	2 (1-1)
Scoring Leader	0 (0-0)	0 (0-0)
Rebound Leader	0 (0-0)	0 (0-0)
Assist Leader	3 (2-1)	9 (5-4)

**2012-13 GAME-BY-GAME**

Opponent	Date	GS	Min	FG	FGA	Pct	3FG	FGA	Pct	FT	FTA	Pct	Off	Def	TR	Avg	PF	FO	A	TO	Blk	Stl	Pts	Avg	
TENNESSEE STATE	11/09/12		22	2	4	.500	1	1	1.000	1	5	.200	0	4	4	4.0	0	0	4	3	0	0	6	6.0	
GEORGIA STATE	11/13/12		23	1	5	.200	1	4	.250	0	0	.000	0	1	1	2.5	1	0	2	1	0	2	3	4.5	
vs. Florida State	11/16/12		30	3	11	.273	2	7	.286	2	2	1.000	1	1	2	2.3	3	0	3	0	0	1	10	6.3	
vs. Notre Dame	11/17/12		13	1	3	.333	1	2	.500	2	2	1.000	0	1	1	2.0	2	0	2	1	0	0	5	6.0	
UTSA	11/21/12		29	3	3	1.000	1	1	1.000	0	0	.000	0	8	8	3.2	1	0	4	3	0	1	7	6.2	
CS NORTHBRIDGE	11/24/12	*	33	2	6	.333	1	4	.250	0	0	.000	1	2	3	3.2	0	0	2	2	0	1	5	6.0	
vs. Montana	11/28/12	*	27	2	6	.333	2	5	.400	0	0	.000	0	3	3	3.1	3	0	2	0	0	3	6	6.0	
at Iowa State	12/01/12	*	22	0	1	.000	0	1	.000	0	0	.000	0	3	3	3.1	1	0	3	1	0	1	0	5.3	
UTAH	12/08/12	*	29	2	6	.333	2	5	.400	2	2	1.000	0	0	0	2.8	2	0	2	2	0	2	8	5.6	
at Weber State	12/15/12	*	23	1	3	.333	0	1	.000	0	0	.000	0	4	4	2.9	3	0	1	0	0	0	2	5.2	
EASTERN NM	12/18/12	*	21	3	5	.600	2	4	.500	0	0	.000	0	5	5	3.1	1	0	6	1	0	2	8	5.5	
at Baylor	12/21/12	*	22	0	3	.000	0	2	.000	0	0	.000	1	2	3	3.1	1	0	2	4	0	1	0	5.0	
NORTHERN ARIZONA	12/27/12		13	0	3	.000	0	3	.000	0	0	.000	0	2	2	3.0	2	0	0	1	0	2	0	4.6	
vs. Virginia Tech	12/29/12		12	0	2	.000	0	2	.000	0	0	.000	0	2	2	2.9	1	0	3	1	0	0	0	4.3	
LMU	01/03/13		18	2	3	.667	2	2	1.000	0	0	.000	1	3	4	3.0	1	0	2	1	0	0	6	4.4	
at San Francisco	01/05/13		17	1	3	.333	1	3	.333	1	2	.500	0	4	4	3.1	1	0	0	0	0	0	4	4.4	
PEPPERDINE	01/10/13		20	4	6	.667	0	1	.000	0	0	.000	0	2	2	3.0	3	0	2	0	0	2	8	4.6	
at Santa Clara	01/12/13																								
SAINT MARY'S	01/16/13																								
SAN DIEGO	01/19/13																								
at Gonzaga	01/24/13																								
at Portland	01/26/13																								
at Pepperdine	01/31/13																								
SANTA CLARA	02/02/13																								
at San Diego	02/07/13																								
SAN FRANCISCO	02/09/13																								
PORTLAND	02/16/13																								
UTAH STATE	02/19/13																								
at Saint Mary's	02/21/13																								
GONZAGA	02/28/13																								
at LMU	03/02/13																								
Totals			7	374	27	73	.370	16	48	.333	8	13	.615	4	47	51	3.0	26	0	40	21	0	18	78	4.6

**CAREER STATISTICS (ALL GAMES)**

Year	GP	GS	Min	Avg	FG	FGA	Pct	3FG	FGA	Pct	FT	FTA	Pct	Off	Def	TR	Avg	PF	FO	A	TO	Blk	Stl	Pts	Avg
2011-12	35	3	588	16.8	33	89	.371	22	58	.379	22	34	.647	5	47	52	1.5	39	0	74	25	0	29	110	3.1
2012-13	17	7	374	22.0	27	73	.370	16	48	.333	8	13	.615	4	47	51	3.0	26	0	40	21	0	18	78	4.6
TOTAL	52	10	962	18.5	60	162	.370	38	106	.358	30	47	.638	9	94	103	2.0	65	0	114	46	0	47	188	3.6

**CAREER STATISTICS (CONFERENCE GAMES)**

Year	GP	GS	Min	Avg	FG	FGA	Pct	3FG	FGA	Pct	FT	FTA	Pct	Off	Def	TR	Avg	PF	FO	A	TO	Blk	Stl	Pts	Avg
2011-12	16	0	286	17.9	18	49	.367	14	30	.467	10	16	.625	4	21	25	1.6	17	0	29	12	0	17	60	3.8
2012-13	3	0	55	18.3	7	12	.583	3	6	.500	1	2	.500	1	9	10	3.3	5	0	4	1	0	2	18	6.0
TOTAL	19	0	341	17.9	25	61	.410	17	36	.472	11	18	.611	5	30	35	1.8	22	0	33	13	0	19	78	4.1



3 — TYLER HAWS

6-5 • 200 • SOPHOMORE • GUARD • ALPINE, UTAH (LONE PEAK HS)

2012-13 SEASON — PPG: 21.1 RPG: 5.1 APG: 2.4 SPG: 1.4 BPG: 0.2 FG%: .479 3FG%: .419 FT%: .922

Last Time Out

- Finished with a team-leading 24 points, 2 rebounds and 2 steals against Pepperdine

Scan for Cusick's bio on BYUcougars.com



In 2012-13

- Has scored 20-plus points in 11 of 17 games this season and scored in double figures in 16 of 17 games
- Scored a career-high 42 points vs. Virginia Tech — including 29 in the first half — and added 3 boards and 2 steals
- Has shot a perfect 100 percent from the free throw line 9 times this season
- Scored 32 points and hit a career-best 12 of 12 from the free throw line vs. CSUN
- Named to the Acura Coaches vs. Cancer Classic All-Tournament Team
- Had 23 points, 6 rebounds, 3 assists, 1 block and 2 steals at Weber State
- Posted a near double-double with 23 points, 9 rebounds, 5 steals, 1 block and 3 steals vs. Florida State

In 2009-10

- Named to All-MWC Third Team, Academic All-MWC and HoopTV Las Vegas Classic All-Tournament Team
- Averaged 11.3 points and 4.2 rebounds and shot .498 from the field, .368 from three and .917 from the free throw line

Other

- Named 5A state MVP as a junior and senior by the Salt Lake Tribune and as a sophomore by the Deseret News
- Led Lone Peak to state titles as a sophomore and junior and a second-place finish as a senior

2012-13 SEASON HIGHS

PTS	42, vs. VT – 12/29/12
1st H	29, vs. VT – 12/29/12
2nd H	17, twice, last vs. USF – 1/5/13
REB	9, FSU – 11/16/12, LMU – 1/3/13
AST	5, GSU – 11/13/12, vs. FSU – 11/16/12
STL	3, at Florida State – 11/16/12
BLK	1, 3 times, last vs. WSU – 12/15/12
FGM	14, at VT – 12/29/12
FGA	25, at VT – 12/29/12
3PM	6, at VT – 12/29/12
3PA	8, at VT – 12/29/12
FTM	12, CSUN – 11/24/12
FTA	12, CSUN – 11/24/12

CAREER HIGHS

PTS	42, vs. VT – 12/29/12
REB	11, twice, last, at UTEP – 1/9/10
AST	6, Idaho State – 11/17/09
STL	4, Air Force – 2/13/10
BLK	2, Idaho State – 11/17/09
FGM	14, at VT – 12/29/12
FGA	25, at VT – 12/29/12
3PM	6, at VT – 12/29/12
3PA	8, twice, last at VT – 12/29/12
FTM	12, CSUN – 11/24/12
FTA	12, CSUN – 11/24/12

MISCELLANEOUS

	12-13	Career
Double-Figure PTS	16 (13-3)	37 (32-5)
20-plus Pts	11 (9-2)	15 (13-2)
Double-Figure REB	0 (0-0)	2 (2-0)
Double-Doubles	0 (0-0)	2 (2-0)
3-plus STL	1 (0-1)	3 (2-1)
3-plus BLK	0 (0-0)	0 (0-0)
3-plus 3-point FG	3 (3-0)	7 (6-1)
Scoring Leader	8 (6-2)	13 (11-2)
Rebound Leader	1 (0-1)	9 (7-2)
Assist Leader	5 (1-4)	7 (3-4)

2012-13 GAME-BY-GAME

Opponent	Date	GS	Min	FG	FGA	Pct	3FG	FGA	Pct	FT	FTA	Pct	Off	Def	TR	Avg	PF	FO	A	TO	Blk	Stl	Pts	Avg	
TENNESSEE STATE	11/09/12	*	30	7	15	.467	0	2	.000	8	9	.889	0	4	4	4.0	1	0	1	1	0	0	22	22.0	
GEORGIA STATE	11/13/12	*	32	8	12	.667	4	6	.667	2	2	1.000	1	6	7	5.5	0	0	5	4	0	2	22	22.0	
vs. Florida State	11/16/12	*	35	10	20	.500	1	4	.250	2	2	1.000	6	3	9	6.7	3	0	5	3	1	3	23	22.3	
vs. Notre Dame	11/17/12	*	40	8	20	.400	0	2	.000	5	6	.833	2	6	8	7.0	2	0	4	2	0	2	21	22.0	
UTSA	11/21/12	*	35	8	16	.500	2	4	.500	2	2	1.000	2	4	6	6.8	1	0	3	3	0	0	20	21.6	
CS NORTHBRIDGE	11/24/12	*	33	9	17	.529	2	4	.500	12	12	1.000	3	3	6	6.7	2	0	1	2	0	0	32	23.3	
vs. Montana	11/28/12	*	31	6	12	.500	1	4	.250	5	6	.833	0	2	2	6.0	0	0	3	3	1	1	18	22.6	
at Iowa State	12/01/12	*	29	4	13	.308	1	4	.250	0	0	.000	1	1	2	5.5	2	0	3	5	0	2	9	20.9	
UTAH	12/08/12	*	34	2	10	.200	0	3	.000	10	10	1.000	2	4	6	5.6	2	0	1	1	0	1	14	20.1	
at Weber State	12/15/12	*	38	6	15	.400	1	2	.500	10	10	1.000	2	4	6	5.6	2	0	3	1	1	2	23	20.4	
EASTERN NM	12/18/12	*	26	9	15	.600	1	4	.250	0	0	.000	1	4	5	5.5	0	0	1	2	0	2	19	20.3	
at Baylor	12/21/12	*	33	6	14	.429	0	2	.000	1	1	1.000	1	3	4	5.4	2	0	3	2	0	1	13	19.7	
NORTHERN ARIZONA	12/27/12	*	25	5	10	.500	3	4	.750	2	2	1.000	3	1	4	5.3	1	0	4	3	0	2	15	19.3	
vs. Virginia Tech	12/29/12	*	35	14	25	.560	6	8	.750	8	9	.889	0	3	3	5.1	2	0	1	1	0	2	42	20.9	
LMU	01/03/13	*	31	6	13	.462	2	4	.500	6	6	1.000	3	6	9	5.4	0	0	1	1	0	1	20	20.9	
at San Francisco	01/05/13	*	37	9	20	.450	1	2	.500	3	6	.500	0	4	4	5.3	1	0	1	1	0	0	22	20.9	
PEPPERDINE	01/10/13	*	30	8	14	.571	1	3	.333	7	7	1.000	1	1	2	5.1	0	0	1	1	0	2	24	21.1	
at Santa Clara	01/12/13																								
SAINT MARY'S	01/16/13																								
SAN DIEGO	01/19/13																								
at Gonzaga	01/24/13																								
at Portland	01/26/13																								
at Pepperdine	01/31/13																								
SANTA CLARA	02/02/13																								
at San Diego	02/07/13																								
SAN FRANCISCO	02/09/13																								
PORTLAND	02/16/13																								
UTAH STATE	02/19/13																								
at Saint Mary's	02/21/13																								
GONZAGA	02/28/13																								
at LMU	03/02/13																								
Totals			17	554	125	261	.479	26	62	.419	83	90	.922	28	59	87	5.1	21	0	41	36	3	23	359	21.1

CAREER STATISTICS (ALL GAMES)

Year	GP	GS	Min	Avg	FG	FGA	Pct	3FG	FGA	Pct	FT	FTA	Pct	Off	Def	TR	Avg	PF	FO	A	TO	Blk	Stl	Pts	Avg
2009-10	35	33	924	26.4	131	263	.498	25	68	.368	110	120	.917	49	97	146	4.2	53	0	54	41	5	26	397	11.3
2012-13	17	17	554	32.6	125	261	.479	26	62	.419	83	90	.922	28	59	87	5.1	21	0	41	36	3	23	359	21.1
TOTAL	52	50	1478	28.4	256	524	.489	51	130	.392	193	210	.919	77	156	233	4.5	74	0	95	77	8	49	756	14.5

CAREER STATISTICS (CONFERENCE GAMES)

Year	GP	GS	Min	Avg	FG	FGA	Pct	3FG	FGA	Pct	FT	FTA	Pct	Off	Def	TR	Avg	PF	FO	A	TO	Blk	Stl	Pts	Avg
2009-10	16	16	424	26.5	57	129	.442	14	37	.378	51	55	.927	24	40	64	4.0	18	0	28	18	2	13	179	11.2
2012-13	3	3	98	32.7	23	47	.489	4	9	.444	16	19	.842	4	11	15	5.0	1	0	3	3	0	3	66	22.0
TOTAL	19	19	522	27.5	80	176	.455	18	46	.391	67	74	.905	28	51	79	4.2	19	0	31	21	2	16	245	12.9



**5 — AGUSTIN AMBROSINO 6-8 • 225 • JUNIOR • FORWARD • CORDOBA, ARGENTINA (SALT LAKE CC)**

**2012-13 SEASON — PPG: 3.1 RPG: 2.2 APG: 0.5 SPG: 0.2 BPG: 0.1 FG%: .429 3FG%: .370 FT%: .250**

**Last Time Out**

- Had 3 points and 5 rebounds in 10 minutes against Pepperdine

Scan for Ambrosino's bio on BYUcougars.com



**In 2012-13**

- Contributed career highs against Eastern New Mexico with 14 points and 8 rebounds
- Hit 2 of 2 from three for 6 points against Montana
- Posted career highs of 6 points, 2 made threes, 3 rebounds and 2 assists vs. UTSA
- Post 3 points in his BYU debut vs. Tennessee State

**Before BYU**

- Played at Salt Lake Community College for Todd Phillips in 2011-12
- Averaged 9.6 points and 5.3 rebounds while shooting .498 from the field, .438 from three and .778 from the free throw line as SLCC went 22-9
- Earned All-SWAC honors

**Other**

- Parents are Nestor Ambrosino and Maria Alejandra Noriega and has two sisters
- His father Nestor played minor league basketball in Argentina

**2012-13 SEASON HIGHS**

PTS	14, ENMU – 12/18/12
1st H	6, UTSA – 11/21/12
2nd H	11, ENMU – 12/18/12
REB	8, ENMU – 12/18/12
AST	2, 3 times, last vs. NAU – 12/27/12
STL	1, 3 times, last vs. LMU – 1/3/13
BLK	1, GSU – 11/13/12, FSU – 11/16/12
FGM	6, ENMU – 12/18/12
FGA	13, ENMU – 12/18/12
3PM	2, 3 times, last vs. NAU – 12/27/12
3PA	6, NAU – 12/27/12
FTM	1, ENMU – 12/18/12
FTA	2, twice, last vs. NAU – 12/27/12

**MISCELLANEOUS**

	12-13	Career
Double-Figure PTS	1 (1-0)	0 (0-0)
20-plus Pts	0 (0-0)	0 (0-0)
Double-Figure REB	0 (0-0)	0 (0-0)
Double-Doubles	0 (0-0)	0 (0-0)
3-plus STL	0 (0-0)	0 (0-0)
3-plus BLK	0 (0-0)	0 (0-0)
3-plus 3-point FG	0 (0-0)	0 (0-0)
Scoring Leader	0 (0-0)	0 (0-0)
Rebound Leader	1 (1-0)	0 (0-0)
Assist Leader	0 (0-0)	0 (0-0)

**2012-13 GAME-BY-GAME**


Opponent	Date	GS	Min	FG	FGA	Pct	3FG	FGA	Pct	FT	FTA	Pct	Off	Def	TR	Avg	PF	FO	A	TO	Blk	Stl	Pts	Avg	
TENNESSEE STATE	11/09/12		5	1	2	.500	1	2	.500	0	0	.000	0	0	0	0.0	1	0	0	0	0	0	3	3.0	
GEORGIA STATE	11/13/12		7	0	2	.000	0	2	.000	0	0	.000	0	0	0	0.0	1	0	0	0	1	0	0	1.5	
vs. Florida State	11/16/12		14	0	1	.000	0	1	.000	0	0	.000	0	1	1	0.3	1	0	0	1	1	1	0	1.0	
vs. Notre Dame	11/17/12		2	0	1	.000	0	1	.000	0	0	.000	0	2	2	0.8	0	0	0	1	0	0	0	0.8	
UTSA	11/21/12		9	2	2	1.000	2	2	1.000	0	0	.000	1	2	3	1.2	2	0	2	3	0	0	6	1.8	
CS NORTHBRIDGE	11/24/12	*	7	1	2	.500	0	1	.000	0	0	.000	0	1	1	1.2	3	0	0	1	0	0	2	1.8	
vs. Montana	11/28/12		7	2	2	1.000	2	2	1.000	0	0	.000	1	0	1	1.1	0	0	0	1	0	0	6	2.4	
at Iowa State	12/01/12		3	0	0	.000	0	0	.000	0	0	.000	0	0	0	1.0	1	0	0	0	0	0	0	2.1	
UTAH	12/08/12																								
at Weber State	12/15/12		8	0	1	.000	0	1	.000	0	0	.000	0	0	0	0.9	0	0	0	0	0	0	0	1.9	
EASTERN NM	12/18/12		22	6	13	.462	1	5	.200	1	2	.500	2	6	8	1.6	2	0	2	0	0	0	14	3.1	
at Baylor	12/21/12		8	0	2	.000	0	1	.000	0	0	.000	1	2	3	1.7	0	0	1	0	0	0	0	2.8	
NORTHERN ARIZONA	12/27/12		23	3	7	.429	2	6	.333	0	2	.000	0	4	4	1.9	1	0	2	0	0	1	8	3.3	
vs. Virginia Tech	12/29/12		5	0	2	.000	0	1	.000	0	0	.000	1	0	1	1.8	1	0	0	1	0	0	0	3.0	
LMU	01/03/13		9	2	3	.667	1	1	1.000	0	0	.000	1	3	4	2.0	1	0	1	1	0	1	5	3.1	
at San Francisco	01/05/13																								
PEPPERDINE	01/10/13		10	1	3	.333	1	1	1.000	0	0	.000	2	3	5	2.2	0	0	0	1	0	0	3	3.1	
at Santa Clara	01/12/13																								
SAINT MARY'S	01/16/13																								
SAN DIEGO	01/19/13																								
at Gonzaga	01/24/13																								
at Portland	01/26/13																								
at Pepperdine	01/31/13																								
SANTA CLARA	02/02/13																								
at San Diego	02/07/13																								
SAN FRANCISCO	02/09/13																								
PORTLAND	02/16/13																								
UTAH STATE	02/19/13																								
at Saint Mary's	02/21/13																								
GONZAGA	02/28/13																								
at LMU	03/02/13																								
Totals			1	139	18	43	.419	10	27	.370	1	4	.250	9	24	33	2.2	14	0	8	10	2	3	47	3.1

**CAREER STATISTICS (ALL GAMES)**

Year	GP	GS	Min	Avg	FG	FGA	Pct	3FG	FGA	Pct	FT	FTA	Pct	Off	Def	TR	Avg	PF	FO	A	TO	Blk	Stl	Pts	Avg
2012-13	15	1	139	9.3	18	43	.419	10	27	.370	1	4	.250	9	24	33	2.2	14	0	8	10	2	3	47	3.1
2012-13	15	1	139	9.3	18	43	.419	10	27	.370	1	4	.250	9	24	33	2.2	14	0	8	10	2	3	47	3.1

**CAREER STATISTICS (CONFERENCE GAMES)**

Year	GP	GS	Min	Avg	FG	FGA	Pct	3FG	FGA	Pct	FT	FTA	Pct	Off	Def	TR	Avg	PF	FO	A	TO	Blk	Stl	Pts	Avg
2012-13	2	0	19	9.5	3	6	.500	2	2	1.000	0	0	.000	3	6	9	4.5	1	0	1	2	0	1	8	4.0
2012-13	2	0	19	9.5	3	6	.500	2	2	1.000	0	0	.000	3	6	9	4.5	1	0	1	2	0	1	8	4.0



**10 — MATT CARLINO 6-2 • 175 • SOPHOMORE • GUARD • SCOTTSDALE, ARIZ. (BLOOMINGTON SOUTH HS)**

**2012-13 SEASON — PPG: 9.2 RPG: 3.4 APG: 4.0 SPG: 1.8 BPG: 0.0 FG%: .418 3FG%: .305 FT%: .654**

**Last Time Out**

- Contributed 13 points, 4 rebounds, 4 assists and 3 3-pointers against Pepperdine

**In 2012-13**

- Has posted 3-plus assists 12 times
- Scored back-to-back season-high points against LMU and USF with 21 and 22 points, respectively
- Put up a season-high 19 points, 5 assists and 3 steals and made a career-high 5 3-pointers against Utah
- Posted 12 points against Iowa State
- Came off the bench for the first time since 12/17/11 and posted 8 points and 6 assists against CSUN

**In 2011-12**

- Named All-WCC Honorable Mention and to the WCC All-Freshman Team
- Averaged 12.2 points, 4.6 assists, 3.0 rebounds and 1.4 steals and started in 24 of 25 games played
- Posted season highs of 30 points, 7 rebounds, 11 assists and 4 steals

**Other**

- Redshirted at BYU in 2010-11 after transferring from UCLA
- Led Bloomington South to a 23-1 record while averaging 13.4 points, 5.9 rebounds and 4.3 assists per game

Scan for Carlino's bio on BYUcougars.com



**2012-13 SEASON HIGHS**

PTS	22, at San Francisco – 1/5/13
1st H	12, LMU – 1/3/13
2nd H	13, at USF – 1/5/13
REB	7, at USF – 1/5/13
AST	10, Tennessee State – 11/9/12
STL	5, at USF – 1/5/13
BLK	—
FGM	8, at USF – 1/5/13
FGA	15, LMU – 1/3/13, at USF – 1/5/13
3PM	5, Utah – 12/8/12
3PA	10, Utah – 12/8/12
FTM	4, at USF – 1/5/13
FTA	6, at USF – 1/5/13

**CAREER HIGHS**

PTS	30, at San Francisco – 2/16/12
REB	7, 3 times, last at USF – 1/5/13
AST	11, Buffalo – 12/20/11
STL	5, at USF – 1/5/13
BLK	1, 7 times, last vs. San Diego – 3/2/12
FGM	13, at San Francisco – 2/16/12
FGA	23, at Gonzaga – 2/23/12
3PM	5, Utah – 12/8/12
3PA	10, Utah – 12/8/12
FTM	7, at Portland – 2/4/12
FTA	8, at Portland – 2/4/12

**MISCELLANEOUS**

	12-13	Career
Double-Figure PTS	6 (5-1)	20 (14-6)
20-plus Pts	2 (2-0)	5 (5-0)
Double-Figure REB	0 (0-0)	0 (0-0)
Double-Doubles	0 (0-0)	1 (1-0)
3-plus STL	5 (5-0)	10 (10-0)
3-plus BLK	0 (0-0)	0 (0-0)
3-plus 3-point FG	2 (2-0)	9 (6-3)
Scoring Leader	3 (3-0)	6 (4-2)
Rebound Leader	0 (0-0)	0 (0-0)
Assist Leader	8 (7-1)	22 (16-6)

**2012-13 GAME-BY-GAME**

Opponent	Date	GS	Min	FG	FGA	Pct	3FG	FGA	Pct	FT	FTA	Pct	Off	Def	TR	Avg	Pf	FO	A	TO	Blk	Stl	Pts	Avg	
TENNESSEE STATE	11/09/12	*	30	3	6	.500	0	3	.000	3	4	.750	0	5	5	5.0	2	0	10	4	0	1	9	9.0	
GEORGIA STATE	11/13/12	*	32	5	8	.625	1	2	.500	0	0	.000	0	4	4	4.5	1	0	7	4	0	4	11	10.0	
vs. Florida State	11/16/12	*	16	0	9	.000	0	4	.000	0	1	.000	2	1	3	4.0	0	0	2	2	0	0	0	6.7	
vs. Notre Dame	11/17/12	*	30	1	5	.200	0	4	.000	0	0	.000	0	2	2	3.5	0	0	3	0	0	2	2	5.5	
UTSA	11/21/12	*	10	1	8	.125	0	2	.000	0	0	.000	2	0	2	3.2	1	0	3	1	0	0	2	4.8	
CS NORTHBRIDGE	11/24/12		20	4	9	.444	0	2	.000	0	0	.000	2	0	2	3.0	1	0	6	1	0	1	8	5.3	
vs. Montana	11/28/12		24	2	4	.500	1	1	1.000	1	2	.500	1	1	2	2.9	2	0	2	0	0	1	6	5.4	
at Iowa State	12/01/12		24	5	11	.455	1	4	.250	1	1	1.000	0	3	3	2.9	1	0	3	1	0	0	12	6.3	
UTAH	12/08/12		30	7	13	.538	5	10	.500	0	0	.000	0	3	3	2.9	2	0	5	2	0	3	19	7.7	
at Weber State	12/15/12	*	30	3	7	.429	0	3	.000	0	0	.000	0	4	4	3.0	3	0	2	6	0	1	6	7.5	
EASTERN NM	12/18/12	*	16	1	3	.333	1	2	.500	0	0	.000	1	1	2	2.9	1	0	3	2	0	3	3	7.1	
at Baylor	12/21/12	*	27	4	9	.444	0	2	.000	0	0	.000	1	2	3	2.9	3	0	1	3	0	1	8	7.2	
NORTHERN ARIZONA	12/27/12	*	18	3	9	.333	0	1	.000	0	0	.000	0	2	2	2.8	1	0	6	3	0	2	6	7.1	
vs. Virginia Tech	12/29/12	*	20	3	7	.429	0	1	.000	3	4	.750	2	2	4	2.9	3	0	2	2	0	1	9	7.2	
LMU	01/03/13	*	33	7	15	.467	4	8	.500	3	5	.600	1	4	5	3.1	0	0	5	4	0	4	21	8.1	
at San Francisco	01/05/13	*	38	8	15	.533	2	6	.333	4	6	.667	1	6	7	3.3	2	0	4	1	0	5	22	9.0	
PEPPERDINE	01/10/13	*	25	4	8	.500	3	4	.750	2	3	.667	0	4	4	3.4	2	0	4	0	0	2	13	9.2	
at Santa Clara	01/12/13																								
SAINT MARY'S	01/16/13																								
SAN DIEGO	01/19/13																								
at Gonzaga	01/24/13																								
at Portland	01/26/13																								
at Pepperdine	01/31/13																								
SANTA CLARA	02/02/13																								
at San Diego	02/07/13																								
SAN FRANCISCO	02/09/13																								
PORTLAND	02/16/13																								
UTAH STATE	02/19/13																								
at Saint Mary's	02/21/13																								
GONZAGA	02/28/13																								
at LMU	03/02/13																								
Totals			13	423	61	146	.418	18	59	.305	17	26	.654	13	44	57	3.4	25	0	68	36	0	31	157	9.2


**CAREER STATISTICS (ALL GAMES)**

Year	GP	GS	Min	Avg	FG	FGA	Pct	3FG	FGA	Pct	FT	FTA	Pct	Off	Def	TR	Avg	Pf	FO	A	TO	Blk	Stl	Pts	Avg
2011-12	25	24	692	27.7	110	274	.401	41	124	.331	44	58	.759	9	66	75	3.0	58	2	115	75	7	36	305	12.2
2012-13	17	13	423	24.9	61	146	.418	18	59	.305	17	26	.654	13	44	57	3.4	25	0	68	36	0	31	157	9.2
TOTAL	42	37	1115	26.5	171	420	.407	59	183	.322	61	84	.726	22	110	132	3.1	83	2	183	111	7	67	462	11.0

**CAREER STATISTICS (CONFERENCE GAMES)**

Year	GP	GS	Min	Avg	FG	FGA	Pct	3FG	FGA	Pct	FT	FTA	Pct	Off	Def	TR	Avg	Pf	FO	A	TO	Blk	Stl	Pts	Avg
2011-12	16	16	437	27.3	72	177	.407	23	77	.299	29	41	.707	7	43	50	3.1	37	2	74	36	4	22	196	12.3
2012-13	3	3	96	32.0	19	38	.500	9	18	.500	9	14	.643	2	14	16	5.3	4	0	13	5	0	11	56	18.7
TOTAL	19	19	533	28.1	91	215	.423	32	95	.337	38	55	.691	9	57	66	3.5	41	2	87	41	4	33	252	13.3





12 — JOSH SHARP

6-7 • 185 • SOPHOMORE • FORWARD • HIGHLAND, UTAH (UTAH)

2012-13 SEASON — PPG: 4.8 RPG: 5.2 APG: 0.5 SPG: 0.4 BPG: 0.4 FG%: .531 3FG%: .000 FT%: .619

Last Time Out

- Had 5 rebounds against Pepperdine

Scan for Sharp's bio on BYUcougars.com



In 2012-13

- Finished with 12 rebounds against LMU, 8 of them coming on the offensive end to tie for the 2nd most in BYU history
- Posted 10 points, 3 rebounds and 1 assist vs. Virginia Tech
- Scored a career-high 13 points on 6 of 8 shooting and added 8 rebounds vs. Montana
- Scored a then career-best 9 points and added 3 rebounds and 2 blocks vs. CSUN
- Had 8 points and added 6 rebounds, 1 block and 1 steal vs. UTSA
- Totaled 7 points and a set a new career high with 10 rebounds vs. Notre Dame

In 2011-12

- Played in 28 games and averaged 1.2 points and 1.4 rebounds ... received Bronze Honors on the WCC Commissioner's Honor Roll

Other

- Parents are Joe and Debbie Sharp
- Wife's name is Jordan
- Served a mission for The Church of Jesus Christ of Latter-day Saints in Houston

2012-13 SEASON HIGHS

PTS	13, vs. Montana – 11/28/12
1st H	7, CSUN – 11/24/12
2nd H	8, vs. VT – 12/29/12
REB	12, LMU – 1/3/13
AST	2, LMU – 1/3/13
STL	2, Utah – 12/8/12, LMU – 1/3/13
BLK	2, twice, last CSUN – 11/24/12
FGM	6, vs. Montana – 11/28/12
FGA	8, vs. Montana – 11/28/12
3PM	—
3PA	1, 3 times, last at VT – 12/29/12
FTM	4, at VT – 12/29/12
FTA	5, at VT – 12/29/12

CAREER HIGHS

PTS	13, vs. Montana – 11/28/12
REB	12, LMU – 1/3/13
AST	3, Longwood – 11/18/11
STL	2, Utah - 12/8/12, LMU – 1/3/13
BLK	2, twice, last CSUN – 11/24/12
FGM	6, vs. Montana – 11/28/12
FGA	8, vs. Montana – 11/28/12
3PM	1, Prairie View A&M – 11/22/11
3PA	1, 8 times, last, vs. VT – 12/29/12
FTM	4, at VT – 12/29/12
FTA	5, at VT – 12/29/12

MISCELLANEOUS

	12-13	Career
Double-Figure PTS	2 (2-0)	2 (2-0)
20-plus Pts	0 (0-0)	0 (0-0)
Double-Figure REB	3 (2-1)	3 (2-1)
Double-Doubles	0 (0-0)	0 (0-0)
3-plus STL	0 (0-0)	0 (0-0)
3-plus BLK	0 (0-0)	0 (0-0)
3-plus 3-point FG	0 (0-0)	0 (0-0)
Scoring Leader	0 (0-0)	0 (0-0)
Rebound Leader	4 (3-1)	3 (2-1)
Assist Leader	0 (0-0)	0 (0-0)

2012-13 GAME-BY-GAME

Opponent	Date	GS	Min	FG	FGA	Pct	3FG	FGA	Pct	FT	FTA	Pct	Off	Def	TR	Avg	PF	FO	A	TO	Blk	Stl	Pts	Avg	
TENNESSEE STATE	11/09/12	*	26	3	5	.600	0	0	.000	1	2	.500	1	2	3	3.0	3	0	1	3	2	0	7	7.0	
GEORGIA STATE	11/13/12	*	25	2	4	.500	0	0	.000	0	0	.000	3	3	6	4.5	2	0	0	1	0	1	4	5.5	
vs. Florida State	11/16/12	*	9	0	0	.000	0	0	.000	0	0	.000	0	0	3.0	3	0	0	0	1	0	0	3.7		
vs. Notre Dame	11/17/12	*	38	2	6	.333	0	1	.000	3	3	1.000	7	3	10	4.8	3	0	1	1	0	0	7	4.5	
UTSA	11/21/12	*	30	4	5	.800	0	0	.000	0	0	.000	2	4	6	5.0	2	0	0	1	1	1	8	5.2	
CS NORTHBRIDGE	11/24/12	*	23	4	7	.571	0	0	.000	1	2	.500	1	2	3	4.7	3	0	1	2	2	0	9	5.8	
vs. Montana	11/28/12	*	25	6	8	.750	0	0	.000	1	2	.500	5	3	8	5.1	3	0	0	1	0	0	13	6.9	
at Iowa State	12/01/12	*	12	0	0	.000	0	0	.000	0	0	.000	0	2	2	4.8	1	0	0	1	1	0	0	6.0	
UTAH	12/08/12	*	31	1	6	.167	0	1	.000	0	2	.000	3	6	9	5.2	4	0	0	0	0	2	2	5.6	
at Weber State	12/15/12	*	8	0	0	.000	0	0	.000	0	0	.000	0	2	2	4.9	4	0	1	0	0	0	0	5.0	
EASTERN NM	12/18/12	*	13	2	3	.667	0	0	.000	2	2	1.000	2	1	3	4.7	2	0	0	0	0	0	6	5.1	
at Baylor	12/21/12	*	10	0	0	.000	0	0	.000	0	0	.000	0	2	2	4.5	1	0	0	0	0	0	0	4.7	
NORTHERN ARIZONA	12/27/12	*	13	1	3	.333	0	0	.000	0	0	.000	0	4	4	4.5	0	0	1	1	0	0	2	4.5	
vs. Virginia Tech	12/29/12	*	24	3	5	.600	0	1	.000	4	5	.800	1	2	3	4.4	2	0	1	0	0	0	10	4.9	
LMU	01/03/13	*	27	3	5	.600	0	0	.000	1	2	.500	8	4	12	4.9	1	0	2	2	0	2	7	5.0	
at San Francisco	01/05/13	*	35	3	4	.750	0	0	.000	0	1	.000	4	6	10	5.2	1	0	0	2	0	0	6	5.1	
PEPPERDINE	01/10/13	*	19	0	3	.000	0	0	.000	0	0	.000	4	1	5	5.2	0	0	0	0	0	0	0	4.8	
at Santa Clara	01/12/13																								
SAINT MARY'S	01/16/13																								
SAN DIEGO	01/19/13																								
at Gonzaga	01/24/13																								
at Portland	01/26/13																								
at Pepperdine	01/31/13																								
SANTA CLARA	02/02/13																								
at San Diego	02/07/13																								
SAN FRANCISCO	02/09/13																								
PORTLAND	02/16/13																								
UTAH STATE	02/19/13																								
at Saint Mary's	02/21/13																								
GONZAGA	02/28/13																								
at LMU	03/02/13																								
Totals			14	368	34	64	.531	0	3	.000	13	21	.619	41	47	88	5.2	35	0	8	15	7	6	81	4.8

CAREER STATISTICS (ALL GAMES)

Year	GP	GS	Min	Avg	FG	FGA	Pct	3FG	FGA	Pct	FT	FTA	Pct	Off	Def	TR	Avg	PF	FO	A	TO	Blk	Stl	Pts	Avg
2011-12	28	0	197	7.0	9	23	.391	1	5	.200	14	23	.609	16	22	38	1.4	21	0	12	12	3	4	33	1.2
2012-13	17	14	368	21.6	34	64	.531	0	3	.000	13	21	.619	41	47	88	5.2	35	0	8	15	7	6	81	4.8
TOTAL	45	14	565	12.6	43	87	.494	1	8	.125	27	44	.614	57	69	126	2.8	56	0	20	27	10	10	114	2.5

CAREER STATISTICS (CONFERENCE GAMES)

Year	GP	GS	Min	Avg	FG	FGA	Pct	3FG	FGA	Pct	FT	FTA	Pct	Off	Def	TR	Avg	PF	FO	A	TO	Blk	Stl	Pts	Avg
2011-12	13	0	63	4.8	0	4	.000	0	1	.000	10	14	.714	6	4	10	0.8	7	0	3	2	3	2	10	0.8
2012-13	3	3	81	27.0	6	12	.500	0	0	.000	1	3	.333	16	11	27	9.0	2	0	2	4	0	2	13	4.3
TOTAL	16	3	144	9.0	6	16	.375	0	1	.000	11	17	.647	22	15	37	2.3	9	0	5	6	3	4	23	1.4



13 — BROCK ZYLSTRA

6-6 • 210 • SENIOR • GUARD • LA VERNE, CALIF. (BONITA HS)

2012-13 SEASON — PPG: 6.8 RPG: 3.8 APG: 2.0 SPG: 1.1 BPG: 0.2 FG%: .402 3FG%: .321 FT%: .714

Last Time Out

- Had 5 points, a career-high 6 assists and 3 steals against Pepperdine

Scan for Zylstra's bio on BYUcougars.com



In 2012-13

- Has hit a three in 10 of 17 games including 2+ threes in 7 of 17 games and has scored in double figures 5 times
- Posted season highs of 14 points, 7 rebounds, 5 assists and 1 block vs. CSUN
- Had 10 points, 4 rebounds and 3 assists vs. Notre Dame
- Against Florida State had 10 points, 3 rebounds, 4 assists and 4 steals
- Against Tennessee State posted 11 points, 4 rebounds and 1 assist and hit 2 threes

In 2011-12

- Received the Most Improved Player Award at the team banquet and Bronze Honors on the WCC Commissioner's Honor Roll
- Posted season highs of 26 points, 9 rebounds, 5 assists and 4 steals

Other

- Parents are Dave and Maxine Zylstra
- Wife's name is Sarah and they have a daughter, Sophia

2012-13 SEASON HIGHS

PTS	16, at USF — 1/5/13
1st H	11, at USF — 1/5/13
2nd H	9, CSUN — 11/24/12
REB	7, CSUN — 11/24/12, at USF — 1/5/13
AST	6, Pepperdine — 1/10/13
STL	4, vs. Florida State — 11/16/12
BLK	1, 3 times, last at USF — 1/5/13
FGM	6, at USF — 1/5/13
FGA	10, vs. Florida State — 11/16/12
3PM	3, at USF — 1/5/13
3PA	5, 5 times, last at Iowa State — 12/1/12
FTM	4, CSUN — 11/24/12
FTA	5, CSUN — 11/24/12

CAREER HIGHS

PTS	26, Buffalo — 12/20/11
REB	9, Portland — 2/25/12
AST	6, Pepperdine — 1/10/13
STL	4, three times, last vs. FSU — 11/16/12
BLK	1, 11 times, last at USF — 1/5/13
FGM	9, Buffalo — 12/20/11
FGA	16, Buffalo — 12/20/11
3PM	6, vs. San Francisco — 1/7/12
3PA	10, Buffalo — 12/20/11
FTM	6, at Portland — 2/4/12
FTA	9, at Portland — 2/4/12

MISCELLANEOUS

	12-13	Career
Double-Figure PTS	5 (3-2)	14 (12-2)
20-plus Pts	0 (0-0)	4 (4-0)
Double-Figure REB	0 (0-0)	0 (0-0)
Double-Doubles	0 (0-0)	0 (0-0)
3-plus STL	3 (2-1)	6 (4-2)
3-plus BLK	0 (0-0)	0 (0-0)
3-plus 3-point FG	1 (1-0)	8 (8-0)
Scoring Leader	0 (0-0)	4 (4-0)
Rebound Leader	0 (0-0)	2 (2-0)
Assist Leader	2 (2-0)	3 (2-1)

2012-13 GAME-BY-GAME

Opponent	Date	GS	Min	FG	FGA	Pct	3FG	FGA	Pct	FT	FTA	Pct	Off	Def	TR	Avg	Pf	FO	A	TO	Blk	Stl	Pts	Avg	
TENNESSEE STATE	11/09/12	*	22	4	7	.571	2	4	.500	1	1	1.000	0	4	4	4.0	2	0	1	1	0	0	11	11.0	
GEORGIA STATE	11/13/12	*	16	3	7	.429	2	5	.400	0	0	.000	0	2	2	3.0	3	0	1	1	0	1	8	9.5	
vs. Florida State	11/16/12	*	31	3	10	.300	2	5	.400	2	2	1.000	1	2	3	3.0	3	0	4	0	0	4	10	9.7	
vs. Notre Dame	11/17/12	*	35	4	9	.444	2	4	.500	0	0	.000	0	4	4	3.3	3	0	3	2	0	0	10	9.8	
UTSA	11/21/12	*	32	2	5	.400	1	3	.333	0	0	.000	0	5	5	3.6	0	0	3	0	0	1	5	8.8	
CS NORTHBRIDGE	11/24/12	*	36	4	9	.444	2	5	.400	4	5	.800	0	7	7	4.2	4	0	5	2	1	2	14	9.7	
vs. Montana	11/28/12	*	28	3	6	.500	2	5	.400	0	0	.000	1	4	5	4.3	4	0	2	1	0	1	8	9.4	
at Iowa State	12/01/12	*	28	3	8	.375	1	5	.200	1	2	.500	1	2	3	4.1	2	0	2	1	0	2	8	9.3	
UTAH	12/08/12	*	21	0	6	.000	0	4	.000	0	0	.000	0	5	5	4.2	1	0	1	3	0	0	0	8.2	
at Weber State	12/15/12		11	0	2	.000	0	1	.000	0	0	.000	1	1	2	4.0	0	0	0	1	0	0	0	7.4	
EASTERN NM	12/18/12		11	2	3	.667	1	1	1.000	1	2	.500	0	2	2	3.8	0	0	0	0	0	0	6	7.3	
at Baylor	12/21/12		11	1	1	1.000	0	0	.000	0	0	.000	0	0	0	3.5	3	0	0	0	0	0	2	6.8	
NORTHERN ARIZONA	12/27/12	*	19	2	4	.500	0	1	.000	2	3	.667	2	2	4	3.5	1	0	2	0	1	3	6	6.8	
vs. Virginia Tech	12/29/12	*	17	1	5	.200	0	2	.000	0	0	.000	2	2	4	3.6	1	0	4	1	0	0	2	6.4	
LMU	01/03/13	*	13	1	5	.200	0	3	.000	2	2	1.000	0	3	3	3.5	2	0	0	2	0	0	4	6.3	
at San Francisco	01/05/13	*	34	6	8	.750	3	4	.750	1	2	.500	1	6	7	3.8	2	0	1	1	1	2	16	6.9	
PEPPERDINE	01/10/13	*	27	2	7	.286	0	4	.000	1	2	.500	0	4	4	3.8	2	0	6	1	0	3	5	6.8	
at Santa Clara	01/12/13																								
SAINT MARY'S	01/16/13																								
SAN DIEGO	01/19/13																								
at Gonzaga	01/24/13																								
at Portland	01/26/13																								
at Pepperdine	01/31/13																								
SANTA CLARA	02/02/13																								
at San Diego	02/07/13																								
SAN FRANCISCO	02/09/13																								
PORTLAND	02/16/13																								
UTAH STATE	02/19/13																								
at Saint Mary's	02/21/13																								
GONZAGA	02/28/13																								
at LMU	03/02/13																								
Totals			14	392	41	102	.402	18	56	.321	15	21	.714	9	55	64	3.8	33	0	35	17	3	19	115	6.8

CAREER STATISTICS (ALL GAMES)

Year	GP	GS	Min	Avg	FG	FGA	Pct	3FG	FGA	Pct	FT	FTA	Pct	Off	Def	TR	Avg	Pf	FO	A	TO	Blk	Stl	Pts	Avg
2009-10	20	0	63	3.2	7	18	.389	0	3	.000	5	8	.625	2	11	13	0.7	4	0	2	4	1	1	19	1.0
2010-11	29	0	150	5.2	10	32	.313	6	22	.273	7	12	.583	5	19	24	0.8	13	0	9	4	0	8	33	1.1
2011-12	34	28	959	28.2	97	213	.455	50	133	.376	38	59	.644	32	115	147	4.3	60	0	64	48	7	40	282	8.3
2012-13	17	14	392	23.1	41	102	.402	18	56	.321	15	21	.714	9	55	64	3.8	33	0	35	17	3	19	115	6.8
TOTAL	100	42	1564	15.6	155	365	.425	74	214	.346	65	100	.650	48	200	248	2.5	110	0	110	73	11	68	449	4.5

CAREER STATISTICS (CONFERENCE GAMES)

Year	GP	GS	Min	Avg	FG	FGA	Pct	3FG	FGA	Pct	FT	FTA	Pct	Off	Def	TR	Avg	Pf	FO	A	TO	Blk	Stl	Pts	Avg
2009-10	8	0	24	3.0	3	7	.429	0	1	.000	2	4	.500	1	1	2	0.3	2	0	1	2	0	0	8	1.0
2010-11	11	0	40	3.6	2	7	.286	0	3	.000	3	7	.429	2	5	7	0.6	4	0	2	0	0	2	7	0.6
2011-12	15	9	426	28.4	41	88	.466	20	57	.351	20	33	.606	17	57	74	4.9	27	0	23	19	2	17	122	8.1
2012-13	3	3	74	24.7	9	20	.450	3	11	.273	4	6	.667	1	13	14	4.7	6	0	7	4	1	5	25	8.3
TOTAL	37	12	564	15.2	55	122	.451	23	72	.319	29	50	.580	21	76	97	2.6	39	0	33	25	3	24	162	4.4



20 — ANSON WINDER

6-3 • 195 • SOPHOMORE • GUARD • LAS VEGAS, NEV. (BISHOP GORMAN HS)

2012-13 SEASON — PPG: 1.1 RPG: 0.7 APG: 0.5 SPG: 0.4 BPG: 0.1 FG%: .294 3FG%: .000 FT%: .444

Last Time Out

- Scored 2 points in 5 minutes against Pepperdine

Scan for Winder's bio on BYUcougars.com



In 2012-13

- Played 8 minutes while contributing 3 points and 1 rebound against Utah
- Scored first point of the season on a free throw vs. UTSA
- Saw first action of the season against Florida State
- Did not play vs. Tennessee State due to a sprained ankle

In 2011-12

- Started 15 times and played in 34 games
- Posted season highs of 20 points, 4 rebounds, 9 assists, 4 steals and 2 blocks
- Was BYU's assist leader in 7 games, scored in double figures 5 times and had 3-plus steals 7 times

Other

- Parents are Chuck Winder and Teresa Williams
- Also recruited by Nevada, SMU, Portland, UC Riverside and Idaho
- Helped lead Bishop Gorman to back-to-back Nevada 4A state titles

2012-13 SEASON HIGHS

PTS	4, LMU – 1/3/13
1st H	2, Pepperdine – 1/10/13
2nd H	4, LMU – 1/3/13
REB	3, NAU – 12/27/12
AST	3, ENMU – 12/18/12
STL	2, LMU – 1/3/13
BLK	1, ENMU – 12/18/12
FGM	2, LMU – 1/3/13
FGA	4, twice, last vs. ENMU – 12/18/12
3PM	—
3PA	2, Utah - 12/8/12, NAU – 12/27/12
FTM	1, 4 times, last vs. NAU – 12/27/12
FTA	2, 4 times, last vs. NAU – 12/27/12

CAREER HIGHS

PTS	20, Buffalo – 12/20/11
REB	6, at San Francisco – 2/16/12
AST	9, vs. Northern Arizona – 11/30/11
STL	4, vs. Nevada – 11/25/11
BLK	2, vs. Northern Arizona – 11/30/11
FGM	7, Buffalo – 12/20/11
FGA	9, vs. Nevada – 11/25/11
3PM	6, Buffalo – 12/20/11
3PA	7, twice, last, Pepperdine – 2/11/12
FTM	3, twice, last, UCSB – 12/22/11
FTA	5, Longwood – 11/18/11

MISCELLANEOUS

	12-13	Career
Double-Figure PTS	0 (0-0)	5 (5-0)
20-plus Pts	0 (0-0)	1 (1-0)
Double-Figure REB	0 (0-0)	0 (0-0)
Double-Doubles	0 (0-0)	0 (0-0)
3-plus STL	0 (0-0)	7 (5-2)
3-plus BLK	0 (0-0)	0 (0-0)
3-plus 3-point FG	0 (0-0)	2 (2-0)
Scoring Leader	0 (0-0)	0 (0-0)
Rebound Leader	0 (0-0)	1 (1-0)
Assist Leader	0 (0-0)	7 (7-0)

2012-13 GAME-BY-GAME

Opponent	Date	GS	Min	FG	FGA	Pct	3FG	FGA	Pct	FT	FTA	Pct	Off	Def	TR	Avg	PF	FO	A	TO	Blk	Stl	Pts	Avg	
TENNESSEE STATE	11/09/12	DNP																							
GEORGIA STATE	11/13/12	DNP																							
vs. Florida State	11/16/12		1	0	0	.000	0	0	.000	0	0	.000	0	0	0	0.0	1	0	0	0	0	0	0	0.0	
vs. Notre Dame	11/17/12	DNP																							
UTSA	11/21/12		2	0	0	.000	0	0	.000	1	2	.500	0	0	0	0.0	0	0	0	0	0	0	1	0.5	
CS NORTHBRIDGE	11/24/12		7	0	0	.000	0	0	.000	0	0	.000	0	0	0	0.0	0	0	0	0	0	0	0	0.3	
vs. Montana	11/28/12		4	0	1	.000	0	1	.000	0	0	.000	0	0	0	0.0	0	0	0	0	0	0	0	0.3	
at Iowa State	12/01/12		4	0	0	.000	0	0	.000	0	0	.000	1	1	2	0.4	1	0	0	0	0	0	0	0.2	
UTAH	12/08/12		8	1	4	.250	0	2	.000	1	2	.500	0	1	1	0.5	0	0	0	0	0	0	3	0.7	
at Weber State	12/15/12	DNP																							
EASTERN NM	12/18/12		14	1	4	.250	0	1	.000	1	2	.500	0	1	1	0.6	0	0	3	1	1	1	3	1.0	
at Baylor	12/21/12		6	0	1	.000	0	0	.000	0	0	.000	0	0	0	0.5	0	0	0	0	0	0	0	0.9	
NORTHERN ARIZONA	12/27/12		17	0	2	.000	0	2	.000	1	2	.500	0	3	3	0.8	2	0	2	1	0	1	1	0.9	
vs. Virginia Tech	12/29/12		4	0	1	.000	0	0	.000	0	0	.000	0	1	1	0.8	2	0	1	1	0	0	0	0.8	
LMU	01/03/13		4	2	2	1.000	0	0	.000	0	1	.000	0	0	0	0.7	0	0	0	0	0	2	4	1.1	
at San Francisco	01/05/13		1	0	0	.000	0	0	.000	0	0	.000	1	0	1	0.8	1	0	0	1	0	0	0	1.0	
PEPPERDINE	01/10/13		5	1	2	.500	0	0	.000	0	0	.000	0	0	0	0.7	0	0	0	0	0	1	2	1.1	
at Santa Clara	01/12/13																								
SAINT MARY'S	01/16/13																								
SAN DIEGO	01/19/13																								
at Gonzaga	01/24/13																								
at Portland	01/26/13																								
at Pepperdine	01/31/13																								
SANTA CLARA	02/02/13																								
at San Diego	02/07/13																								
SAN FRANCISCO	02/09/13																								
PORTLAND	02/16/13																								
UTAH STATE	02/19/13																								
at Saint Mary's	02/21/13																								
GONZAGA	02/28/13																								
at LMU	03/02/13																								
Totals			0	77	5	17	.294	0	6	.000	4	9	.444	2	7	9	0.7	7	0	6	4	1	5	14	1.1

CAREER STATISTICS (ALL GAMES)

Year	GP	GS	Min	Avg	FG	FGA	Pct	3FG	FGA	Pct	FT	FTA	Pct	Off	Def	TR	Avg	PF	FO	A	TO	Blk	Stl	Pts	Avg
2011-12	34	15	551	16.2	48	131	.366	25	84	.298	26	41	.634	3	50	53	1.6	40	0	57	32	3	35	147	4.3
2012-13	13	0	77	5.9	5	17	.294	0	6	.000	4	9	.444	2	7	9	0.7	7	0	6	4	1	5	14	1.1
TOTAL	47	15	628	13.4	53	148	.358	25	90	.278	30	50	.600	5	57	62	1.3	47	0	63	36	4	40	161	3.4

CAREER STATISTICS (CONFERENCE GAMES)

Year	GP	GS	Min	Avg	FG	FGA	Pct	3FG	FGA	Pct	FT	FTA	Pct	Off	Def	TR	Avg	PF	FO	A	TO	Blk	Stl	Pts	Avg
2011-12	16	7	238	14.9	23	62	.371	10	36	.278	11	14	.786	1	26	27	1.7	26	0	19	11	0	20	67	4.2
2012-13	3	0	10	3.3	3	4	.750	0	0	.000	0	1	.000	1	0	1	0.3	1	0	0	1	0	3	6	2.0
TOTAL	19	7	248	13.1	26	66	.394	10	36	.278	11	15	.733	2	26	28	1.5	27	0	19	12	0	23	73	3.8



**23 — CORY CALVERT**

6-3 • 185 • FRESHMAN • GUARD • PARKER, COLO. (CHAPARRAL HS)

**2012-13 SEASON — PPG: 2.6 RPG: 0.9 APG: 0.7 SPG: 0.1 BPG: 0.0 FG%: .412 3FG%: .286 FT%: .714**

**Last Time Out**

- Played 6 minutes against Pepperdine, had 1 assist and 1 rebound

Scan for Calvert's bio on BYUcougars.com



**In 2012-13**

- Against Virginia Tech had 4 points, 3 rebounds, 2 assists and 1 steal
- Has played in 13 of 15 games this season
- Had his first double-figure point performance of the season against ENMU, tallying a career-high 10 points and going 2 for 2 from the 3-point line
- Had 9 points on 3 of 4 shooting at Weber State

**Before BYU**

- Named the 2012 5A MVP in Colorado by the Denver Post and MaxPreps.com
- Named first-team all-state, Continental League Player of the Year and the Joint Effort Co-Player of the Year
- Led Chaparral to the 2012 5A state title and a 25-3 record while averaging 22.3 points, 6.0 rebounds and 5.1 assists

**Other**

- Parents are Cory and Michelle and has three sisters

**2012-13 SEASON HIGHS**

PTS	10, ENMU – 12/18/12
1st H	4, Weber State – 12/15/12
2nd H	10, ENMU – 12/18/12
REB	3, vs. VT – 12/29/12
AST	2, 3 times, last vs. VT – 12/29/12
STL	1, twice, last vs. VT – 12/29/12
BLK	—
FGM	4, ENMU - 12/18/12
FGA	5, twice, last vs. ENMU – 12/18/12
3PM	2, ENMU – 12/18/12
3PA	2, 5 times, last vs. Pepp – 1/10/13
FTM	2, twice, last vs. VT – 12/29/12
FTA	3, NAU – 12/27/12

**MISCELLANEOUS**

	12-13	Career
Double-Figure PTS	1 (1-0)	1 (1-0)
20-plus Pts	0 (0-0)	0 (0-0)
Double-Figure REB	0 (0-0)	0 (0-0)
Double-Doubles	0 (0-0)	0 (0-0)
3-plus STL	0 (0-0)	0 (0-0)
3-plus BLK	0 (0-0)	0 (0-0)
3-plus 3-point FG	0 (0-0)	0 (0-0)
Scoring Leader	0 (0-0)	0 (0-0)
Rebound Leader	0 (0-0)	0 (0-0)
Assist Leader	0 (0-0)	0 (0-0)

**2012-13 GAME-BY-GAME**


Opponent	Date	GS	Min	FG	FGA	Pct	3FG	FGA	Pct	FT	FTA	Pct	Off	Def	TR	Avg	PF	FO	A	TO	Blk	Stl	Pts	Avg
TENNESSEE STATE	11/09/12		10	1	3	.333	1	2	.500	0	0	.000	0	1	1	1.0	0	0	0	0	0	0	3	3.0
GEORGIA STATE	11/13/12		8	0	1	.000	0	0	.000	0	0	.000	0	0	0	0.5	0	0	0	0	0	0	0	1.5
vs. Florida State	11/16/12		12	2	5	.400	0	1	.000	0	0	.000	0	0	0	0.3	3	0	2	1	0	0	4	2.3
vs. Notre Dame	11/17/12		2	0	0	.000	0	0	.000	0	0	.000	0	0	0	0.3	1	0	0	0	0	0	0	1.8
UTSA	11/21/12		6	1	3	.333	0	2	.000	0	0	.000	0	1	1	0.4	0	0	0	0	0	1	2	1.8
CS NORTHBRIDGE	11/24/12	DNP																						
vs. Montana	11/28/12		2	0	0	.000	0	0	.000	0	0	.000	0	0	0	0.3	1	0	1	0	0	0	0	1.5
at Iowa State	12/01/12		6	0	2	.000	0	1	.000	0	0	.000	0	1	1	0.4	1	0	0	1	0	0	0	1.3
UTAH	12/08/12	DNP																						
at Weber State	12/15/12		10	3	4	.750	1	1	1.000	2	2	1.000	0	1	1	0.5	1	0	0	1	0	0	9	2.3
EASTERN NM	12/18/12		16	4	5	.800	2	2	1.000	0	0	.000	0	2	2	0.7	1	0	2	0	0	0	10	3.1
at Baylor	12/21/12		10	0	2	.000	0	1	.000	0	0	.000	0	2	2	0.8	1	0	1	1	0	0	0	2.8
NORTHERN ARIZONA	12/27/12		12	1	4	.250	0	2	.000	1	3	.333	1	0	1	0.8	0	0	0	1	0	0	3	2.8
vs. Virginia Tech	12/29/12		16	1	2	.500	0	0	.000	2	2	1.000	1	2	3	1.0	2	0	2	2	0	1	4	2.9
LMU	01/03/13		3	1	1	1.000	0	0	.000	0	0	.000	0	0	0	0.9	0	0	1	0	0	0	2	2.8
at San Francisco	01/05/13	DNP																						
PEPPERDINE	01/10/13		6	0	2	.000	0	2	.000	0	0	.000	0	1	1	0.9	0	0	1	0	0	0	0	2.6
at Santa Clara	01/12/13																							
SAINT MARY'S	01/16/13																							
SAN DIEGO	01/19/13																							
at Gonzaga	01/24/13																							
at Portland	01/26/13																							
at Pepperdine	01/31/13																							
SANTA CLARA	02/02/13																							
at San Diego	02/07/13																							
SAN FRANCISCO	02/09/13																							
PORTLAND	02/16/13																							
UTAH STATE	02/19/13																							
at Saint Mary's	02/21/13																							
GONZAGA	02/28/13																							
at LMU	03/02/13																							
Totals			0	119	14	34	.412	4	14	.286	5	7	.714	2	11	13	0.9	11	0	10	7	0	2	2.6

**CAREER STATISTICS (ALL GAMES)**

Year	GP	GS	Min	Avg	FG	FGA	Pct	3FG	FGA	Pct	FT	FTA	Pct	Off	Def	TR	Avg	PF	FO	A	TO	Blk	Stl	Pts	Avg
2012-13	14	0	119	8.5	14	34	.412	4	14	.286	5	7	.714	2	11	13	0.9	11	0	10	7	0	2	37	2.6
TOTAL	14	0	119	8.5	14	34	.412	4	14	.286	5	7	.714	2	11	13	0.9	11	0	10	7	0	2	37	2.6

**CAREER STATISTICS (CONFERENCE GAMES)**

Year	GP	GS	Min	Avg	FG	FGA	Pct	3FG	FGA	Pct	FT	FTA	Pct	Off	Def	TR	Avg	PF	FO	A	TO	Blk	Stl	Pts	Avg
2012-13	2	0	9	4.5	1	3	.333	0	2	.000	0	0	.000	0	1	1	0.5	0	0	2	0	0	0	2	1.0
TOTAL	2	0	9	4.5	1	3	.333	0	2	.000	0	0	.000	0	1	1	0.5	0	0	2	0	0	0	2	1.0



### 33 — NATE AUSTIN

6-11 • 230 • SOPHOMORE • FORWARD • ALPINE, UTAH (LONE PEAK HS)

**2012-13 SEASON — PPG: 3.8 RPG: 4.4 APG: 0.6 SPG: 0.4 BPG: 0.4 FG%: .397 3FG%: .250 FT%: .571**

**Last Time Out**

- Posted 2 points, 6 rebounds and 2 assists against Pepperdine

Scan for Austin's bio on BYUcougars.com



**In 2012-13**

- Posted 6 points and 8 rebounds vs. Virginia Tech
- Had 8 points, 2 rebounds, 1 block and 2 steals at Baylor
- Made his first start of the season at ENMU; contributed 5 points, 3 rebounds and a career-high 4 assists
- Tallied a season-high 8 points and hit his first 3-pointer of the season against Iowa State
- Had 4 points, 8 rebounds and 1 steal vs. Florida State

**In 2011-12**

- Played in every game this season and started 1 game
- Posted season highs of 15 points, 10 rebounds, 3 assists and 2 blocks
- Career-high 15 points came on 7 of 8 shooting vs. Weber State

**Other**

- Served a mission for The Church of Jesus Christ of Latter-day Saints in McAllen, Texas
- Also recruited by Boise State and Utah State

**2012-13 SEASON HIGHS**

PTS	8, twice, last at Baylor – 12/21/12
1st H	6, at Baylor – 12/21/12
2nd H	4, vs. VT – 12/29/12
REB	8, twice, last at VT – 12/29/12
AST	4, ENMU – 12/18/12
STL	3, Iowa State – 12/01/12
BLK	2, TSU – 11/09/12, GSU – 11/13/12
FGM	4, at Baylor – 12/21/12
FGA	7, vs. VT – 12/29/12
3PM	1, twice, last vs. ENMU – 12/18/12
3PA	2, twice, last vs. ENMU – 12/18/12
FTM	5, NAU – 12/27/12
FTA	6, NAU – 12/27/12

**CAREER HIGHS**

PTS	15, Weber State – 12/07/11
REB	10, at Gonzaga – 2/23/12
AST	4, ENMU – 12/18/12
STL	3, Iowa State – 12/01/12
BLK	2, four times, last, GSU – 11/13/12
FGM	7, Weber State – 12/07/11
FGA	8, Weber State – 12/07/11
3PM	1, 9 times, last vs. ENMU – 12/18/12
3PA	2, 10 times, last vs. ENMU – 12/18/12
FTM	5, NAU – 12/27/12
FTA	6, NAU – 12/27/12

**MISCELLANEOUS**

	12-13	Career
Double-Figure PTS	0 (0-0)	2 (2-0)
20-plus Pts	0 (0-0)	0 (0-0)
Double-Figure REB	0 (0-0)	0 (0-0)
Double-Doubles	0 (0-0)	0 (0-0)
3-plus STL	1 (0-1)	0 (0-0)
3-plus BLK	0 (0-0)	0 (0-0)
3-plus 3-point FG	0 (0-0)	0 (0-0)
Scoring Leader	0 (0-0)	0 (0-0)
Rebound Leader	2 (2-0)	6 (5-1)
Assist Leader	0 (0-0)	0 (0-0)

**2012-13 GAME-BY-GAME**

Opponent	Date	GS	Min	FG	FGA	Pct	3FG	FGA	Pct	FT	FTA	Pct	Off	Def	TR	Avg	PF	FO	A	TO	Blk	Stl	Pts	Avg	
TENNESSEE STATE	11/09/12		17	2	4	.500	0	0	.000	0	0	.000	1	6	7	7.0	4	0	0	0	2	0	4	4.0	
GEORGIA STATE	11/13/12		16	2	5	.400	0	0	.000	0	0	.000	0	4	4	5.5	1	0	2	1	2	0	4	4.0	
vs. Florida State	11/16/12		22	1	6	.167	0	1	.000	2	4	.500	6	2	8	6.3	2	0	0	1	0	1	4	4.0	
vs. Notre Dame	11/17/12		11	2	5	.400	0	0	.000	0	0	.000	2	0	2	5.3	2	0	0	0	0	0	4	4.0	
UTSA	11/21/12		7	0	0	.000	0	0	.000	2	2	1.000	1	1	2	4.6	2	0	0	1	0	0	2	3.6	
CS NORTHBRIDGE	11/24/12		8	1	2	.500	0	0	.000	1	4	.250	2	3	5	4.7	1	0	0	0	1	0	3	3.5	
vs. Montana	11/28/12		2	0	0	.000	0	0	.000	0	0	.000	0	0	0	4.0	0	0	0	0	0	0	0	3.0	
at Iowa State	12/01/12		23	3	5	.600	1	2	.500	1	2	.500	4	1	5	4.1	0	0	1	3	0	3	8	3.6	
UTAH	12/08/12		9	1	4	.250	0	0	.000	0	0	.000	1	2	3	4.0	1	0	0	0	0	0	2	3.4	
at Weber State	12/15/12		20	1	2	.500	0	0	.000	1	2	.500	3	3	6	4.2	3	0	0	0	0	0	3	3.4	
EASTERN NM	12/18/12	*	15	2	4	.500	1	2	.500	0	0	.000	2	1	3	4.1	2	0	4	1	1	1	5	3.5	
at Baylor	12/21/12	*	18	4	6	.667	0	0	.000	0	0	.000	2	0	2	3.9	5	1	0	0	1	2	8	3.9	
NORTHERN ARIZONA	12/27/12		12	0	3	.000	0	0	.000	5	6	.833	2	2	4	3.9	1	0	0	0	0	0	5	4.0	
vs. Virginia Tech	12/29/12		17	3	7	.429	0	1	.000	0	0	.000	3	5	8	4.2	5	1	0	1	0	0	6	4.1	
LMU	01/03/13		17	1	4	.250	0	1	.000	0	0	.000	3	4	7	4.4	1	0	1	0	0	0	2	4.0	
at San Francisco	01/05/13		10	1	3	.333	0	1	.000	0	0	.000	1	1	2	4.3	1	0	0	0	0	0	2	3.9	
PEPPERDINE	01/10/13		15	1	3	.333	0	0	.000	0	1	.000	2	4	6	4.4	3	0	2	1	0	0	2	3.8	
at Santa Clara	01/12/13																								
SAINT MARY'S	01/16/13																								
SAN DIEGO	01/19/13																								
at Gonzaga	01/24/13																								
at Portland	01/26/13																								
at Pepperdine	01/31/13																								
SANTA CLARA	02/02/13																								
at San Diego	02/07/13																								
SAN FRANCISCO	02/09/13																								
PORTLAND	02/16/13																								
UTAH STATE	02/19/13																								
at Saint Mary's	02/21/13																								
GONZAGA	02/28/13																								
at LMU	03/02/13																								
<b>Totals</b>			<b>2</b>	<b>239</b>	<b>25</b>	<b>63</b>	<b>.397</b>	<b>2</b>	<b>8</b>	<b>.250</b>	<b>12</b>	<b>21</b>	<b>.571</b>	<b>35</b>	<b>39</b>	<b>74</b>	<b>4.4</b>	<b>34</b>	<b>2</b>	<b>10</b>	<b>9</b>	<b>7</b>	<b>7</b>	<b>64</b>	<b>3.8</b>

**CAREER STATISTICS (ALL GAMES)**

Year	GP	GS	Min	Avg	FG	FGA	Pct	3FG	FGA	Pct	FT	FTA	Pct	Off	Def	TR	Avg	PF	FO	A	TO	Blk	Stl	Pts	Avg
2011-12	35	1	450	12.9	58	107	.542	7	23	.304	20	39	.513	53	79	132	3.8	95	6	19	20	15	9	143	4.1
2012-13	17	2	239	14.1	25	63	.397	2	8	.250	12	21	.571	35	39	74	4.4	34	2	10	9	7	7	64	3.8
<b>TOTAL</b>	<b>52</b>	<b>3</b>	<b>689</b>	<b>13.3</b>	<b>83</b>	<b>170</b>	<b>.488</b>	<b>9</b>	<b>31</b>	<b>.290</b>	<b>32</b>	<b>60</b>	<b>.533</b>	<b>88</b>	<b>118</b>	<b>206</b>	<b>4.0</b>	<b>129</b>	<b>8</b>	<b>29</b>	<b>29</b>	<b>22</b>	<b>16</b>	<b>207</b>	<b>4.0</b>

**CAREER STATISTICS (CONFERENCE GAMES)**

Year	GP	GS	Min	Avg	FG	FGA	Pct	3FG	FGA	Pct	FT	FTA	Pct	Off	Def	TR	Avg	PF	FO	A	TO	Blk	Stl	Pts	Avg
2011-12	16	1	230	14.4	28	52	.538	2	10	.200	12	22	.545	33	36	69	4.3	48	4	9	8	5	5	70	4.4
2012-13	3	0	42	14.0	3	10	.300	0	2	.000	0	1	.000	6	9	15	5.0	5	0	3	1	0	0	6	2.0
<b>TOTAL</b>	<b>19</b>	<b>1</b>	<b>272</b>	<b>14.3</b>	<b>31</b>	<b>62</b>	<b>.500</b>	<b>2</b>	<b>12</b>	<b>.167</b>	<b>12</b>	<b>23</b>	<b>.522</b>	<b>39</b>	<b>45</b>	<b>84</b>	<b>4.4</b>	<b>53</b>	<b>4</b>	<b>12</b>	<b>9</b>	<b>5</b>	<b>5</b>	<b>76</b>	<b>4.0</b>



42 — IAN HARWARD

6-11 • 215 • FRESHMAN • CENTER • OREM, UTAH (OREM HS)

2012-13 SEASON — PPG: 1.4 RPG: 1.3 APG: 0.1 SPG: 0.2 BPG: 0.1 FG%: .364 3FG%: .000 FT%: .667

Last Time Out

- Did not play against Pepperdine

Scan for Harward's bio on BYUcougars.com



In 2012-13

- Had 2 points and 5 rebounds vs. Virginia Tech
- Had 2 points, a career-best 4 rebounds and his first career block and first career assist vs. Montana
- Scored 4 points and added a career-best 3 boards vs. UTSA
- Scored 7 points vs. Notre Dame on 2 of 3 shooting from the field and 3 of 4 shooting from the free throw line and added 1 steal
- Had 1 rebound vs. Florida State and 1 vs. Georgia State

Before BYU

- Helped Orem to a 15-7 record and averaged 14.0 points per game
- Played for the Pump 'N Run AAU team run by John Palica and coached by O'Connor and Todd Phillips

Other

- Parents are Brad and Alice Harward
- Wife's name is Sarah

2012-13 SEASON HIGHS

PTS	7, vs. Notre Dame – 11/17/12
1st H	7, vs. Notre Dame – 11/17/12
2nd H	2, vs. VT – 12/29/12
REB	5, vs. VT – 12/29/12
AST	1, vs. Montana – 11/28/12
STL	1, twice, last vs. Weber St. – 12/15/12
BLK	1, twice, last vs. Baylor – 12/21/12
FGM	2, twice, last UTSA – 11/21/12
FGA	4, twice, last vs. VT – 12/29/12
3PM	—
3PA	—
FTM	3, vs. Notre Dame – 11/17/12
FTA	4, vs. Notre Dame – 11/17/12

MISCELLANEOUS

	12-13	Career
Double-Figure PTS	0 (0-0)	0 (0-0)
20-plus Pts	0 (0-0)	0 (0-0)
Double-Figure REB	0 (0-0)	0 (0-0)
Double-Doubles	0 (0-0)	0 (0-0)
3-plus STL	0 (0-0)	0 (0-0)
3-plus BLK	0 (0-0)	0 (0-0)
3-plus 3-point FG	0 (0-0)	0 (0-0)
Scoring Leader	0 (0-0)	0 (0-0)
Rebound Leader	0 (0-0)	0 (0-0)
Assist Leader	0 (0-0)	0 (0-0)

2012-13 GAME-BY-GAME

Opponent	Date	GS	Min	FG	FGA	Pct	3FG	FGA	Pct	FT	FTA	Pct	Off	Def	TR	Avg	Pf	FO	A	TO	Blk	Stl	Pts	Avg	
TENNESSEE STATE	11/09/12		2	0	0	.000	0	0	.000	0	0	.000	0	0	0	0.0	2	0	0	0	0	0	0	0.0	
GEORGIA STATE	11/13/12		2	0	1	.000	0	0	.000	0	0	.000	0	1	1	0.5	1	0	0	1	0	0	0	0.0	
vs. Florida State	11/16/12		2	0	0	.000	0	0	.000	0	0	.000	1	0	1	0.7	2	0	0	1	0	0	0	0.0	
vs. Notre Dame	11/17/12		11	2	3	.667	0	0	.000	3	4	.750	0	0	0	0.5	5	1	0	0	0	1	7	1.8	
UTSA	11/21/12		8	2	2	1.000	0	0	.000	0	0	.000	1	2	3	1.0	2	0	0	0	0	0	4	2.2	
CS NORTHRIDGE	11/24/12		4	0	2	.000	0	0	.000	2	2	1.000	1	0	1	1.0	2	0	0	1	0	0	2	2.2	
vs. Montana	11/28/12		7	1	3	.333	0	0	.000	0	0	.000	1	3	4	1.4	2	0	1	0	1	0	2	2.1	
at Iowa State	12/01/12		9	1	4	.250	0	0	.000	1	2	.500	0	1	1	1.4	2	0	0	0	0	0	3	2.3	
UTAH	12/08/12		4	1	1	1.000	0	0	.000	0	1	.000	2	0	2	1.4	1	0	0	0	0	0	2	2.2	
at Weber State	12/15/12		4	0	1	.000	0	0	.000	0	0	.000	1	0	1	1.4	0	0	0	1	0	1	0	2.0	
EASTERN NM	12/18/12		9	0	0	.000	0	0	.000	0	0	.000	0	0	0	1.3	1	0	0	1	0	0	0	1.8	
at Baylor	12/21/12		2	0	0	.000	0	0	.000	0	0	.000	0	0	0	1.2	1	0	0	0	1	0	0	1.7	
NORTHERN ARIZONA	12/27/12		5	0	1	.000	0	0	.000	0	0	.000	1	0	1	1.2	1	0	0	1	0	0	0	1.5	
vs. Virginia Tech	12/29/12		8	1	4	.250	0	0	.000	0	0	.000	2	3	5	1.4	1	0	0	3	0	0	2	1.6	
LMU	01/03/13		4	0	0	.000	0	0	.000	0	0	.000	0	0	0	1.3	2	0	0	0	0	1	0	1.5	
at San Francisco	01/05/13		1	0	0	.000	0	0	.000	0	0	.000	0	0	0	1.3	2	0	0	0	0	0	0	1.4	
PEPPERDINE	01/10/13	DNP																							
at Santa Clara	01/12/13																								
SAINT MARY'S	01/16/13																								
SAN DIEGO	01/19/13																								
at Gonzaga	01/24/13																								
at Portland	01/26/13																								
at Pepperdine	01/31/13																								
SANTA CLARA	02/02/13																								
at San Diego	02/07/13																								
SAN FRANCISCO	02/09/13																								
PORTLAND	02/16/13																								
UTAH STATE	02/19/13																								
at Saint Mary's	02/21/13																								
GONZAGA	02/28/13																								
at LMU	03/02/13																								
Totals			0	82	8	22	.364	0	0	.000	6	9	.667	10	10	20	1.3	27	1	1	9	2	3	22	1.4

CAREER STATISTICS (ALL GAMES)

Year	GP	GS	Min	Avg	FG	FGA	Pct	3FG	FGA	Pct	FT	FTA	Pct	Off	Def	TR	Avg	Pf	FO	A	TO	Blk	Stl	Pts	Avg
2012-13	16	0	82	5.1	8	22	.364	0	0	.000	6	9	.667	10	10	20	1.3	27	1	1	9	2	3	22	1.4
TOTAL	16	0	82	5.1	8	22	.364	0	0	.000	6	9	.667	10	10	20	1.3	27	1	1	9	2	3	22	1.4

CAREER STATISTICS (CONFERENCE GAMES)

Year	GP	GS	Min	Avg	FG	FGA	Pct	3FG	FGA	Pct	FT	FTA	Pct	Off	Def	TR	Avg	Pf	FO	A	TO	Blk	Stl	Pts	Avg
2012-13	2	0	5	2.5	0	0	.000	0	0	.000	0	0	.000	0	0	0	0.0	4	0	0	0	0	1	0	0.0
TOTAL	2	0	5	2.5	0	0	.000	0	0	.000	0	0	.000	0	0	0	0.0	4	0	0	0	0	1	0	0.0



44 — BRONSON KAUFUSI

6-7 • 260 • FRESHMAN • FORWARD • PROVO, UTAH (TIMPVIEV HS)

2012-13 SEASON — PPG: 2.0 RPG: 0.5 APG: 0.0 SPG: 0.5 BPG: 0.0 FG%: 1.000 3FG%: .000 FT%: .000

Last Time Out

- Played 5 minutes against Pepperdine, had 1 steal

In 2012-13

- Had 2 points and 1 steal in his collegiate basketball debut vs. LMU

Before BYU

- Played basketball and football at Timpviev High School
- Averaged 16.5 points per game as a sophomore and 15.0 points per game as a junior

Other

- Parents are Steve (an assistant coach on the BYU football team) and Michelle and has four siblings
- Also plays for the BYU football team
- Registered 23 tackles, 5.5 tackles for loss, 4.5 sacks, 1 pass breakup and 1 fumble recovery as a freshman in 2012
- Served a mission for The Church of Jesus Christ of Latter-day Saints in New Zealand

Scan for Kaufusi's bio on BYUcougars.com



2012-13 SEASON HIGHS

PTS	2, LMU – 1/3/13, at USF – 1/5/13
1st H	2, at USF – 1/5/13
2nd H	2, vs. LMU – 1/3/13
REB	1, at USF – 1/5/13
AST	
STL	1, vs. LMU – 1/3/13, Pepp – 1/10/13
BLK	
FGM	1, LMU – 1/3/13, at USF – 1/5/13
FGA	1, LMU – 1/3/13, at USF – 1/5/13
3PM	
3PA	
FTM	
FTA	

MISCELLANEOUS

	12-13	Career
Double-Figure PTS	0 (0-0)	0 (0-0)
20-plus Pts	0 (0-0)	0 (0-0)
Double-Figure REB	0 (0-0)	0 (0-0)
Double-Doubles	0 (0-0)	0 (0-0)
3-plus STL	0 (0-0)	0 (0-0)
3-plus BLK	0 (0-0)	0 (0-0)
3-plus 3-point FG	0 (0-0)	0 (0-0)
Scoring Leader	0 (0-0)	0 (0-0)
Rebound Leader	0 (0-0)	0 (0-0)
Assist Leader	0 (0-0)	0 (0-0)

2012-13 GAME-BY-GAME

Opponent	Date	GS	Min	FG	FGA	Pct	3FG	FGA	Pct	FT	FTA	Pct	Off	Def	TR	Avg	PF	FO	A	TO	Blk	Stl	Pts	Avg	
TENNESSEE STATE	11/09/12	DNP																							
GEORGIA STATE	11/13/12	DNP																							
vs. Florida State	11/16/12	DNP																							
vs. Notre Dame	11/17/12	DNP																							
UTSA	11/21/12	DNP																							
CS NORTHRIDGE	11/24/12	DNP																							
vs. Montana	11/28/12	DNP																							
at Iowa State	12/01/12	DNP																							
UTAH	12/08/12	DNP																							
at Weber State	12/15/12	DNP																							
EASTERN NM	12/18/12	DNP																							
at Baylor	12/21/12	DNP																							
NORTHERN ARIZONA	12/27/12	DNP																							
vs. Virginia Tech	12/29/12	DNP																							
LMU	1/3/13		2	1	1	1.000	0	0	.000	0	0	.000	0	0	0	0.0	0	0	0	0	0	1	2	2.0	
at San Francisco	01/05/13		4	1	1	1.000	0	0	.000	0	0	.000	1	0	1	0.5	0	0	0	0	0	0	2	2.0	
PEPPERDINE	01/10/13		5	0	0	.000	0	0	.000	0	0	.000	0	0	0	0.3	1	0	0	0	0	1	0	1.3	
at Santa Clara	01/12/13																								
SAINT MARY'S	01/16/13																								
SAN DIEGO	01/19/13																								
at Gonzaga	01/24/13																								
at Portland	01/26/13																								
at Pepperdine	01/31/13																								
SANTA CLARA	02/02/13																								
at San Diego	02/07/13																								
SAN FRANCISCO	02/09/13																								
PORTLAND	02/16/13																								
UTAH STATE	02/19/13																								
at Saint Mary's	02/21/13																								
GONZAGA	02/28/13																								
at LMU	03/02/13																								
Totals			0	11	2	2	1.000	0	0	.000	0	0	.000	1	0	1	0.3	1	0	0	0	0	2	4	1.3

CAREER STATISTICS (ALL GAMES)

Year	GP	GS	Min	Avg	FG	FGA	Pct	3FG	FGA	Pct	FT	FTA	Pct	Off	Def	TR	Avg	PF	FO	A	TO	Blk	Stl	Pts	Avg
2012-13	3	0	11	3.7	2	2	1.000	0	0	.000	0	0	.000	1	0	1	0.3	1	0	0	0	0	2	4	1.3
2012-13	3	0	11	3.7	2	2	1.000	0	0	.000	0	0	.000	1	0	1	0.3	1	0	0	0	0	2	4	1.3

CAREER STATISTICS (CONFERENCE GAMES)

Year	GP	GS	Min	Avg	FG	FGA	Pct	3FG	FGA	Pct	FT	FTA	Pct	Off	Def	TR	Avg	PF	FO	A	TO	Blk	Stl	Pts	Avg
2012-13	3	0	11	3.7	2	2	1.000	0	0	.000	0	0	.000	1	0	1	0.3	1	0	0	0	0	2	4	1.3
2012-13	3	0	11	3.7	2	2	1.000	0	0	.000	0	0	.000	1	0	1	0.3	1	0	0	0	0	2	4	1.3





Official Basketball Box Score -- Game Totals -- Final Statistics Tennessee State vs BYU 11/09/12 7:05 pm at Provo, Utah, Marriott Center

Tennessee State 66 • 0-1, 0-0 OVC

Table with columns: # Player, FG-FGA, 3-Ptr, FT-FTA, Rebounds (Off, Def, Tot), PF, TP, A, TO, Blk, Stl, Min. Includes team totals and game statistics.

FG % 1st Half: 10-26 38.5% 2nd half: 13-42 31.0% Game: 23-68 33.8% 3FG % 1st Half: 4-11 36.4% 2nd half: 2-10 20.0% Game: 6-21 28.6% FT % 1st Half: 4-7 57.1% 2nd half: 10-16 62.5% Game: 14-23 60.9%

BYU 81 • 1-0, 0-0 WCC

Table with columns: # Player, FG-FGA, 3-Ptr, FT-FTA, Rebounds (Off, Def, Tot), PF, TP, A, TO, Blk, Stl, Min. Includes team totals and game statistics.

FG % 1st Half: 14-29 48.3% 2nd half: 16-26 61.5% Game: 30-55 54.5% 3FG % 1st Half: 2-9 22.2% 2nd half: 3-5 60.0% Game: 5-14 35.7% FT % 1st Half: 4-5 80.0% 2nd half: 12-20 60.0% Game: 16-25 64.0%

Officials: James Giron, Marc Beasley, Jeffrey Kent Technical fouls: Tennessee State-None. BYU-None. Attendance: 16283

Score by periods table with columns: 1st, 2nd, Total. Rows for Tennessee State and BYU.

Last FG - TSU 2nd-01:13, BYU 2nd-00:49. Largest lead - TSU by 5 1st-12:52, BYU by 19 2nd-02:07.

Official Basketball Box Score -- Game Totals -- Final Statistics Georgia State vs BYU 11/13/12 7:05 pm at Provo, Utah, Marriott Center

Georgia State 62 • 0-2

Table with columns: # Player, FG-FGA, 3-Ptr, FT-FTA, Rebounds (Off, Def, Tot), PF, TP, A, TO, Blk, Stl, Min. Includes team totals and game statistics.

FG % 1st Half: 9-34 26.5% 2nd half: 14-31 45.2% Game: 23-65 35.4% 3FG % 1st Half: 2-12 16.7% 2nd half: 1-10 10.0% Game: 3-22 13.6% FT % 1st Half: 6-6 100.0% 2nd half: 7-9 77.8% Game: 13-15 86.7%

BYU 80 • 2-0

Table with columns: # Player, FG-FGA, 3-Ptr, FT-FTA, Rebounds (Off, Def, Tot), PF, TP, A, TO, Blk, Stl, Min. Includes team totals and game statistics.

FG % 1st Half: 18-31 58.1% 2nd half: 13-29 44.8% Game: 31-60 51.7% 3FG % 1st Half: 6-12 50.0% 2nd half: 2-8 25.0% Game: 8-20 40.0% FT % 1st Half: 2-2 100.0% 2nd half: 8-10 80.0% Game: 10-12 83.3%

Officials: Michael Reed, Gregory Nixon, Mark Cook Technical fouls: Georgia State-None. BYU-None. Attendance: 13181

Score by periods table with columns: 1st, 2nd, Total. Rows for Georgia State and BYU.

Last FG - GSU 2nd-00:23, BYU 2nd-02:00. Largest lead - GSU None, BYU by 29 1st-10:31.

Official Basketball Box Score -- Game Totals -- Final Statistics Florida State vs BYU 11/16/12 7:10 p.m. at Brooklyn, N.Y. (Barclays Center)

Florida State 88 • 2-1

Table with columns: # Player, FG-FGA, 3-Ptr, FT-FTA, Rebounds (Off, Def, Tot), PF, TP, A, TO, Blk, Stl, Min. Includes team totals and game statistics.

FG % 1st Half: 15-25 60.0% 2nd half: 14-25 56.0% Game: 29-50 58.0% 3FG % 1st Half: 4-8 50.0% 2nd half: 7-12 58.3% Game: 11-20 55.0% FT % 1st Half: 10-13 76.9% 2nd half: 9-14 64.3% Game: 19-27 70.4%

BYU 70 • 2-1

Table with columns: # Player, FG-FGA, 3-Ptr, FT-FTA, Rebounds (Off, Def, Tot), PF, TP, A, TO, Blk, Stl, Min. Includes team totals and game statistics.

FG % 1st Half: 13-36 36.1% 2nd half: 12-39 30.8% Game: 25-75 33.3% 3FG % 1st Half: 3-12 25.0% 2nd half: 3-13 23.1% Game: 6-25 24.0% FT % 1st Half: 6-7 85.7% 2nd half: 8-12 66.7% Game: 14-19 73.7%

Officials: Karl Hess, Les Jones, Ray Natili Technical fouls: Florida State-None. BYU-None. Attendance:

Score by periods table with columns: 1st, 2nd, Total. Rows for Florida State and BYU.

Last FG - FS 2nd-04:01, BYU 2nd-02:08. Largest lead - FS by 27 2nd-09:47, BYU None.

Official Basketball Box Score -- Game Totals -- Final Statistics BYU vs Notre Dame 11/17/12 7:00 p.m. at Brooklyn, N.Y. (Barclays Center)

BYU 68 • 2-2

Table with columns: # Player, FG-FGA, 3-Ptr, FT-FTA, Rebounds (Off, Def, Tot), PF, TP, A, TO, Blk, Stl, Min. Includes team totals and game statistics.

FG % 1st Half: 11-31 35.5% 2nd half: 13-32 40.6% Game: 24-63 38.1% 3FG % 1st Half: 2-8 25.0% 2nd half: 1-6 16.7% Game: 3-14 21.4% FT % 1st Half: 8-12 66.7% 2nd half: 9-10 90.0% Game: 17-22 77.3%

Notre Dame 78 • 3-1

Table with columns: # Player, FG-FGA, 3-Ptr, FT-FTA, Rebounds (Off, Def, Tot), PF, TP, A, TO, Blk, Stl, Min. Includes team totals and game statistics.

FG % 1st Half: 11-26 42.3% 2nd half: 14-22 63.6% Game: 25-48 52.1% 3FG % 1st Half: 1-7 14.3% 2nd half: 5-6 83.3% Game: 6-13 46.2% FT % 1st Half: 8-10 80.0% 2nd half: 14-18 77.8% Game: 22-28 78.6%

Officials: Brian Dorsey, Tim Kelly, Jerry Heater Technical fouls: BYU-None. Notre Dame-None. Attendance:

Score by periods table with columns: 1st, 2nd, Total. Rows for BYU and Notre Dame.

Last FG - BYU 2nd-00:36, ND 2nd-03:36. Largest lead - BYU by 7 2nd-14:45, ND by 10 2nd-00:02.





Official Basketball Box Score -- Game Totals -- Final Statistics Northern Arizona vs BYU

Northern Arizona 54 • 4-8, 1-1

Box score table for Northern Arizona vs BYU, listing player stats like FG, FT, Rebounds, PF, TP, etc.

FG % 1st Half: 9-30 30.0% 2nd half: 13-30 43.3% Game: 22-60 36.7%
3FG % 1st Half: 2-9 22.2% 2nd half: 2-9 22.2% Game: 4-18 22.2%
FT % 1st Half: 3-3 100.0 2nd half: 3-7 42.9% Game: 6-10 60.0%

BYU 84 • 9-4, 0-0

Box score table for BYU 84 vs Northern Arizona, listing player stats like FG, FT, Rebounds, PF, TP, etc.

FG % 1st Half: 19-36 52.8% 2nd half: 13-33 39.4% Game: 32-69 46.4%
3FG % 1st Half: 4-12 33.3% 2nd half: 4-13 30.8% Game: 8-25 32.0%
FT % 1st Half: 6-7 85.7% 2nd half: 6-12 50.0% Game: 12-19 63.2%

Officials: Michael Scyphers, Tony Padilla, Mark Cook
Technical fouls: Northern Arizona-None. BYU-None.

Score by periods table for Northern Arizona vs BYU

Last FG - NAU 2nd-04:56, BYU 2nd-05:51.
Largest lead - NAU by 2 1st-16:46, BYU by 38 2nd-10:16.

Score tied - 1 time.
Lead changed - 4 times.

Official Basketball Box Score -- Game Totals -- Final Statistics Loyola Marymount vs BYU

Loyola Marymount 51 • 7-7, 0-1 WCC

Box score table for Loyola Marymount vs BYU, listing player stats like FG, FT, Rebounds, PF, TP, etc.

FG % 1st Half: 8-34 23.5% 2nd half: 12-31 38.7% Game: 20-65 30.8%
3FG % 1st Half: 3-12 25.0% 2nd half: 3-10 30.0% Game: 6-22 27.3%
FT % 1st Half: 1-1 100.0 2nd half: 4-6 66.7% Game: 5-7 71.4%

BYU 92 • 11-4, 1-0 WCC

Box score table for BYU 92 vs Loyola Marymount, listing player stats like FG, FT, Rebounds, PF, TP, etc.

FG % 1st Half: 13-30 43.3% 2nd half: 19-34 55.9% Game: 32-64 50.0%
3FG % 1st Half: 5-13 38.5% 2nd half: 5-10 50.0% Game: 10-23 43.5%
FT % 1st Half: 4-7 57.1% 2nd half: 14-17 82.4% Game: 18-24 75.0%

Officials: Kevin Brill, Ken Ditty, Deldre Carr
Technical fouls: Loyola Marymount-None. BYU-None.

Score by periods table for Loyola Marymount vs BYU

Last FG - LMU 2nd-00:02, BYU 2nd-00:06.
Largest lead - LMU by 6 1st-13:54, BYU by 44 2nd-00:06.

Score tied - 2 times.
Lead changed - 3 times.

Official Basketball Box Score -- Game Totals -- Final Statistics Virginia Tech vs BYU

Virginia Tech 71 • 9-3, 0-0

Box score table for Virginia Tech vs BYU, listing player stats like FG, FT, Rebounds, PF, TP, etc.

FG % 1st Half: 10-33 30.3% 2nd half: 14-30 46.7% Game: 24-63 38.1%
3FG % 1st Half: 1-8 12.5% 2nd half: 1-12 8.3% Game: 2-20 10.0%
FT % 1st Half: 10-19 52.6% 2nd half: 11-19 57.9% Game: 21-38 55.3%

BYU 97 • 9-4, 0-0

Box score table for BYU 97 vs Virginia Tech, listing player stats like FG, FT, Rebounds, PF, TP, etc.

FG % 1st Half: 18-30 60.0% 2nd half: 15-41 36.6% Game: 33-71 46.5%
3FG % 1st Half: 7-14 50.0% 2nd half: 0-5 0.0% Game: 7-19 36.8%
FT % 1st Half: 13-16 81.3% 2nd half: 11-13 84.6% Game: 24-29 82.8%

Officials: Tommy Nunez, Jimmy Casas, Horace Shields
Technical fouls: Virginia Tech-TEAM. BYU-None.

Score by periods table for Virginia Tech vs BYU

Last FG - VT 2nd-00:06, BYU 2nd-02:00.
Largest lead - VT None, BYU by 32 2nd-15:21.

Score tied - 0 times.
Lead changed - 0 times.

Official Basketball Box Score -- Game Totals -- Final Statistics BYU vs San Francisco Dons

BYU 80 • 12-4 (2-0)

Box score table for BYU vs San Francisco Dons, listing player stats like FG, FT, Rebounds, PF, TP, etc.

FG % 1st Half: 14-32 43.8% 2nd half: 17-31 54.8% Game: 31-63 49.2%
3FG % 1st Half: 5-11 45.5% 2nd half: 2-7 28.6% Game: 7-18 38.9%
FT % 1st Half: 4-6 66.7% 2nd half: 7-14 50.0% Game: 11-20 55.0%

San Francisco Dons 76 • 8-7 (0-2)

Box score table for San Francisco Dons vs BYU, listing player stats like FG, FT, Rebounds, PF, TP, etc.

FG % 1st Half: 16-26 61.5% 2nd half: 12-30 40.0% Game: 28-56 50.0%
3FG % 1st Half: 9-13 69.2% 2nd half: 2-11 18.2% Game: 11-24 45.8%
FT % 1st Half: 5-7 71.4% 2nd half: 4-8 50.0% Game: 9-15 60.0%

Officials: Tony Padilla, Deron White, Horace Shields
Technical fouls: BYU-None. San Francisco Dons-None.

Score by periods table for San Francisco Dons vs BYU

Last FG - BYU 2nd-01:51, USF 2nd-00:25.
Largest lead - BYU by 6 2nd-01:51, USF by 14 1st-03:30.

Score tied - 0 times.
Lead changed - 6 times.

**Official Basketball Box Score -- Game Totals -- Final Statistics**  
**Pepperdine vs BYU**  
**01/10/13 7:05 pm at Provo, Utah, Marriott Center**

**Pepperdine 51 • 9-7, 1-2**

#	Player	Total			3-Ptr			Rebounds			PF	TP	A	TO	Blk	Stl	Min
		FG-FGA	FG-FGA	FT-FTA	FG-FGA	FG-FGA	FT-FTA	Off	Def	Tot							
00	JACKSON, Lorne	* 3-8	1-5	1-2	0	0	0	2	8	0	3	0	0	0	0	21	
01	BAKER, Jordan	* 7-12	2-3	4-4	1	4	5	2	20	3	6	0	0	0	0	33	
05	DAVIS, Stacy	* 2-6	0-0	0-0	0	8	8	0	4	0	0	0	1	0	30		
45	RAINES, Jett	* 1-3	0-0	0-0	0	4	4	2	2	0	3	0	0	0	24		
55	MAEHLEN, Jan	* 1-1	0-0	0-0	2	2	4	3	2	0	0	0	0	0	13		
11	RUSSELL, Atif	* 0-1	0-0	1-4	0	0	0	3	1	1	0	0	0	0	6		
13	MILLS, Austin	* 1-7	1-5	1-2	0	1	1	1	4	2	1	0	0	0	25		
31	SKOUEN, Nikolas	* 2-4	2-4	0-0	2	1	3	1	6	1	3	0	2	0	21		
34	OCHENJE, Manny	* 1-2	0-0	0-0	0	0	0	2	2	0	0	0	0	0	5		
50	DE FREITAS, Moriba	* 1-4	0-0	0-0	1	3	4	2	2	0	0	1	0	0	22		
Team					1	3	4										
Totals		19-48	6-17	7-12	7	26	33	18	51	7	16	1	3	0	0		

FG % 1st Half: 13-26 50.0% 2nd half: 6-22 27.3% Game: 19-48 39.6% Deadball  
 3FG % 1st Half: 5-9 55.6% 2nd half: 1-8 12.5% Game: 6-17 35.3% Rebounds  
 FT % 1st Half: 4-4 100.0 2nd half: 3-8 37.5% Game: 7-12 58.3% 2

**BYU 76 • 13-4, 3-0**

#	Player	Total			3-Ptr			Rebounds			PF	TP	A	TO	Blk	Stl	Min
		FG-FGA	FG-FGA	FT-FTA	FG-FGA	FG-FGA	FT-FTA	Off	Def	Tot							
00	DAVIES, Brandon	* 6-13	0-0	7-9	4	5	9	2	19	2	1	1	2	0	33		
03	HAWS, Tyler	* 8-14	1-3	7-7	1	1	2	0	24	1	1	0	2	0	30		
10	CARLINO, Matt	* 4-8	3-4	2-3	0	4	4	2	13	4	0	0	2	0	25		
12	SHARP, Josh	* 0-3	0-0	0-0	4	1	5	0	0	0	0	0	0	0	19		
13	ZYLSTRA, Brock	* 2-7	0-4	1-2	0	4	4	2	5	6	1	0	3	0	27		
01	DELGADO, Raul	* 0-2	0-2	0-0	0	0	0	1	0	0	1	0	0	0	5		
02	CUSICK, Craig	* 4-6	0-1	0-0	0	2	2	3	8	2	0	0	2	0	20		
05	AMBROSINO, Agustin	* 1-3	1-1	0-0	2	3	5	0	3	0	1	0	0	0	10		
20	WINDER, Anson	* 1-2	0-0	0-0	0	0	0	0	2	0	0	0	1	0	5		
23	CALVERT, Cory	* 0-2	0-2	0-0	0	1	1	0	0	1	0	0	0	0	6		
33	AUSTIN, Nate	* 1-3	0-0	0-1	2	4	6	3	2	2	1	0	0	0	15		
44	KAUFUSI, Bronson	* 0-0	0-0	0-0	0	0	0	1	0	0	0	0	1	0	5		
Team					1	0	1										
Totals		27-63	5-17	17-22	14	25	39	14	76	18	6	1	13	0	0		

FG % 1st Half: 9-32 28.1% 2nd half: 18-31 58.1% Game: 27-63 42.9% Deadball  
 3FG % 1st Half: 2-11 18.2% 2nd half: 3-6 50.0% Game: 5-17 29.4% Rebounds  
 FT % 1st Half: 10-12 83.3% 2nd half: 7-10 70.0% Game: 17-22 77.3% 1

Officials: Michael Eggers, Brett Nansel, Jimmy Casas  
 Technical fouls: Pepperdine-None. BYU-None.  
 Attendance: 14888

Score by periods	1st	2nd	Total
Pepperdine	35	16	51
BYU	30	46	76

	In	Off	2nd	Fast	Bench
Points	Paint	T/O	Chance	Break	
PEP	22	2	10	0	15
BYU	26	23	14	16	15

Last FG - PEP 2nd-02:41, BYU 2nd-01:37.  
 Largest lead - PEP by 9 1st-04:44, BYU by 25 2nd-01:37.

Score tied - 1 time.  
 Lead changed - 5 times.

**2012-13 SEASON STATISTICS**  
**BYU Combined Team Statistics (as of Jan 10, 2013)**  
**All games**

<b>RECORD:</b>	<b>OVERALL</b>	<b>HOME</b>	<b>AWAY</b>	<b>NEUTRAL</b>
ALL GAMES	13-4	9-0	2-2	2-2
CONFERENCE	3-0	2-0	1-0	0-0
NON-CONFERENCE	10-4	7-0	1-2	2-2

#	Player	gp-gs	min	avg	Total		3-Point		F-Throw		Rebounds					pf	dq	a	to	blk	stl	pts	avg
					fg-fga	fg%	3fg-fga	3fg%	ft-fa	ft%	off	def	tot	avg									
03	HAWS, Tyler	17-17	554	32.6	125-261	.479	26-62	.419	83-90	.922	28	59	87	5.1	21	0	41	36	3	23	359	21.1	
00	DAVIES, Brandon	17-17	474	27.9	113-204	.554	3-9	.333	89-126	.706	35	96	131	7.7	46	1	45	44	24	23	318	18.7	
10	CARLINO, Matt	17-13	423	24.9	61-146	.418	18-59	.305	17-26	.654	13	44	57	3.4	25	0	68	36	0	31	157	9.2	
13	ZYLSTRA, Brock	17-14	392	23.1	41-102	.402	18-56	.321	15-21	.714	9	55	64	3.8	33	0	35	17	3	19	115	6.8	
12	SHARP, Josh	17-14	368	21.6	34-64	.531	0-3	.000	13-21	.619	41	47	88	5.2	35	0	8	15	7	6	81	4.8	
02	CUSICK, Craig	17-7	374	22.0	27-73	.370	16-48	.333	8-13	.615	4	47	51	3.0	26	0	40	21	0	18	78	4.6	
33	AUSTIN, Nate	17-2	239	14.1	25-63	.397	2-8	.250	12-21	.571	35	39	74	4.4	34	2	10	9	7	7	64	3.8	
05	AMBROSINO, Agustin	15-1	139	9.3	18-43	.419	10-27	.370	1-4	.250	9	24	33	2.2	14	0	8	10	2	3	47	3.1	
01	DELGADO, Raul	15-0	148	9.9	17-47	.362	7-26	.269	4-5	.800	6	15	21	1.4	22	0	12	8	2	9	45	3.0	
23	CALVERT, Cory	14-0	119	8.5	14-34	.412	4-14	.286	5-7	.714	2	11	13	0.9	11	0	10	7	0	2	37	2.6	
42	HARWARD, Ian	16-0	82	5.1	8-22	.364	0-0	.000	6-9	.667	10	10	20	1.3	27	1	1	9	2	3	22	1.4	
44	KAUFUSI, Bronson	3-0	11	3.7	2-2	1.000	0-0	.000	0-0	.000	1	0	1	0.3	1	0	0	0	0	2	4	1.3	
20	WINDER, Anson	13-0	77	5.9	5-17	.294	0-6	.000	4-9	.444	2	7	9	0.7	7	0	6	4	1	5	14	1.1	
Team											25	28	53				1						
Total.....		17	3400		490-1078	.455	104-318	.327	257-352	.730	220	482	702	41.3	302	4	284	217	51	151	1341	78.9	
Opponents.....		17	3400		406-989	.411	104-330	.315	228-334	.683	166	432	598	35.2	311	6	217	257	49	105	1144	67.3	

<b>TEAM STATISTICS</b>	<b>BYU</b>	<b>OPP</b>	<b>Date</b>	<b>Opponent</b>	<b>Score</b>	<b>Att.</b>
SCORING	1341	1144	11/09/12	TENNESSEE STATE	w 81-66	16283
Points per game	78.9	67.3	11/13/12	GEORGIA STATE	w 80-62	13181
Scoring margin	+11.6	-	11/16/12	vs Florida State	L 70-88	6433
FIELD GOALS-ATT	490-1078	406-989	11/17/12	vs Notre Dame	L 68-78	5502
Field goal pct	.455	.411	11/21/12	UTSA	w 81-62	16475
3 POINT FG-ATT	104-318	104-330	11/24/12	CAL STATE NORTHRIDGE	w 87-75	20900
3-point FG pct	.327	.315	11/28/12	vs Montana	w 85-60	12378
3-pt FG made per game	6.1	6.1	12/01/12	at Iowa State	L 62-83	13739
FREE THROWS-ATT	257-352	228-334	12/08/12	UTAH	w 61-58	16109
Free throw pct	.730	.683	12/15/12	at Weber State	w 78-68	8695
F-Throws made per game	15.1	13.4	12/18/12	EASTERN NEW MEXICO	w 95-62	15820
REBOUNDS	702	598	12/21/12	at Baylor	L 64-79	7239
Rebounds per game	41.3	35.2	12/27/12	NORTHERN ARIZONA	w 84-54	17342
Rebounding margin	+6.1	-	12/29/12	vs Virginia Tech	w 97-71	15684
ASSISTS	284	217	* 01/03/13	LOYOLA MARYMOUNT	w 92-51	18160
Assists per game	16.7	12.8	* 01/05/13	at San Francisco Dons	w 80-76	2123
TURNOVERS	217	257	* 01/10/13	PEPPERDINE	w 76-51	14888
Turnovers per game	12.8	15.1				
Turnover margin	+2.4	-				
Assist/turnover ratio	1.3	0.8				
STEALS	151	105				
Steals per game	8.9	6.2				
BLOCKS	51	49				
Blocks per game	3.0	2.9				
ATTENDANCE	149158	71793				
Home games-Avg/Game	9-16573	4-7949				
Neutral site-Avg/Game	-	4-9999				

<b>Score by Periods</b>	<b>1st</b>	<b>2nd</b>	<b>Totals</b>
BYU	661	680	1341
Opponents	561	583	1144

**2012-13 SEASON STATISTICS**  
**BYU Combined Team Statistics (as of Jan 10, 2013)**  
**Conference games**

<b>RECORD:</b>	<b>OVERALL</b>	<b>HOME</b>	<b>AWAY</b>	<b>NEUTRAL</b>
ALL GAMES	3-0	2-0	1-0	0-0
CONFERENCE	3-0	2-0	1-0	0-0
NON-CONFERENCE	0-0	0-0	0-0	0-0

#	Player	gp-gs	min	avg	Total		3-Point		F-Throw		Rebounds				pf	dq	a	to	blk	stl	pts	avg		
					fg-fga	fg%	3fg-fga	3fg%	ft-fta	ft%	off	def	tot	avg										
03	HAWS, Tyler	3-3	98	32.7	23-47	.489	4-9	.444	16-19	.842	4	11	15	5.0	1	0	3	3	0	3	66	22.0		
10	CARLINO, Matt	3-3	96	32.0	19-38	.500	9-18	.500	9-14	.643	2	14	16	5.3	4	0	13	5	0	11	56	18.7		
00	DAVIES, Brandon	3-3	80	26.7	12-27	.444	0-1	.000	13-18	.722	5	15	20	6.7	8	1	8	5	2	2	37	12.3		
13	ZYLSTRA, Brock	3-3	74	24.7	9-20	.450	3-11	.273	4-6	.667	1	13	14	4.7	6	0	7	4	1	5	25	8.3		
02	CUSICK, Craig	3-0	55	18.3	7-12	.583	3-6	.500	1-2	.500	1	9	10	3.3	5	0	4	1	0	2	18	6.0		
12	SHARP, Josh	3-3	81	27.0	6-12	.500	0-0	.000	1-3	.333	16	11	27	9.0	2	0	2	4	0	2	13	4.3		
05	AMBROSINO, Agustin	2-0	19	9.5	3-6	.500	2-2	1.000	0-0	.000	3	6	9	4.5	1	0	1	2	0	1	8	4.0		
01	DELGADO, Raul	3-0	20	6.7	2-9	.222	1-7	.143	2-2	1.000	1	0	1	0.3	5	0	1	3	0	1	7	2.3		
20	WINDER, Anson	3-0	10	3.3	3-4	.750	0-0	.000	0-1	.000	1	0	1	0.3	1	0	0	1	0	3	6	2.0		
33	AUSTIN, Nate	3-0	42	14.0	3-10	.300	0-2	.000	0-1	.000	6	9	15	5.0	5	0	3	1	0	0	6	2.0		
44	KAUFUSI, Bronson	3-0	11	3.7	2-2	1.000	0-0	.000	0-0	.000	1	0	1	0.3	1	0	0	0	0	2	4	1.3		
23	CALVERT, Cory	2-0	9	4.5	1-3	.333	0-2	.000	0-0	.000	0	1	1	0.5	0	0	2	0	0	0	2	1.0		
42	HARWARD, Ian	2-0	5	2.5	0-0	.000	0-0	.000	0-0	.000	0	0	0	0.0	4	0	0	0	0	1	0	0.0		
Team											1	1	2											
Total.....		3	600		90-190	.474	22-58	.379	46-66	.697	42	90	132	44.0	43	1	44	29	3	33	248	82.7		
Opponents.....		3	600		67-169	.396	23-63	.365	21-34	.618	21	74	95	31.7	52	0	32	46	5	10	178	59.3		

<b>TEAM STATISTICS</b>	<b>BYU</b>	<b>OPP</b>	<b>Date</b>	<b>Opponent</b>	<b>Score</b>	<b>Att.</b>
SCORING	248	178	* 01/03/13	LOYOLA MARYMOUNT	w 92-51	18160
Points per game	82.7	59.3	* 01/05/13	at San Francisco Dons	w 80-76	2123
Scoring margin	+23.3	-	* 01/10/13	PEPPERDINE	w 76-51	14888
FIELD GOALS-ATT	90-190	67-169	* - Conference game			
Field goal pct	.474	.396				
3 POINT FG-ATT	22-58	23-63				
3-point FG pct	.379	.365				
3-pt FG made per game	7.3	7.7				
FREE THROWS-ATT	46-66	21-34				
Free throw pct	.697	.618				
F-Throws made per game	15.3	7.0				
REBOUNDS	132	95				
Rebounds per game	44.0	31.7				
Rebounding margin	+12.3	-				
ASSISTS	44	32				
Assists per game	14.7	10.7				
TURNOVERS	29	46				
Turnovers per game	9.7	15.3				
Turnover margin	+5.7	-				
Assist/turnover ratio	1.5	0.7				
STEALS	33	10				
Steals per game	11.0	3.3				
BLOCKS	3	5				
Blocks per game	1.0	1.7				
ATTENDANCE	33048	2123				
Home games-Avg/Game	2-16524	1-2123				
Neutral site-Avg/Game	-	0-0				

<b>Score by Periods</b>	<b>1st</b>	<b>2nd</b>	<b>Totals</b>
BYU	102	146	248
Opponents	101	77	178

## Individual Career History vs Santa Clara

### AUSTIN, Nate

Season	gp-gs	min/avg	Total		3-Point		F-Throws		Rebounds				Scoring							
			fg-fga	pct	fg-fga	pct	ft-fa	pct	off	def	tot	avg	pf	fo	ast	to	blk	stl	pts	avg
2011-12	2-0	33/16.5	3-3	1.000	0-0	.000	3-4	.750	4	4	8	4.0	7	1	3	1	0	0	9	4.5
TOTAL	2-0	33/16.5	3-3	1.000	0-0	.000	3-4	.750	4	4	8	4.0	7	1	3	1	0	0	9	4.5

### CARLINO, Matt

Season	gp-gs	min/avg	Total		3-Point		F-Throws		Rebounds				Scoring							
			fg-fga	pct	fg-fga	pct	ft-fa	pct	off	def	tot	avg	pf	fo	ast	to	blk	stl	pts	avg
2011-12	2-2	55/27.5	8-16	.500	3-7	.429	4-6	.667	1	5	6	3.0	4	0	15	4	1	3	23	11.5
TOTAL	2-2	55/27.5	8-16	.500	3-7	.429	4-6	.667	1	5	6	3.0	4	0	15	4	1	3	23	11.5

### CUSICK, Craig

Season	gp-gs	min/avg	Total		3-Point		F-Throws		Rebounds				Scoring							
			fg-fga	pct	fg-fga	pct	ft-fa	pct	off	def	tot	avg	pf	fo	ast	to	blk	stl	pts	avg
2011-12	2-0	38/19.0	1-2	.500	1-2	.500	0-0	.000	1	1	2	1.0	3	0	5	2	0	1	3	1.5
TOTAL	2-0	38/19.0	1-2	.500	1-2	.500	0-0	.000	1	1	2	1.0	3	0	5	2	0	1	3	1.5

### DAVIES, Brandon

Season	gp-gs	min/avg	Total		3-Point		F-Throws		Rebounds				Scoring							
			fg-fga	pct	fg-fga	pct	ft-fa	pct	off	def	tot	avg	pf	fo	ast	to	blk	stl	pts	avg
2011-12	2-2	55/27.5	15-20	.750	0-0	.000	13-18	.722	0	8	8	4.0	8	0	2	6	3	2	43	21.5
TOTAL	2-2	55/27.5	15-20	.750	0-0	.000	13-18	.722	0	8	8	4.0	8	0	2	6	3	2	43	21.5

### HARWARD, Ian

### SHARP, Josh

Season	gp-gs	min/avg	Total		3-Point		F-Throws		Rebounds				Scoring							
			fg-fga	pct	fg-fga	pct	ft-fa	pct	off	def	tot	avg	pf	fo	ast	to	blk	stl	pts	avg
2011-12	2-0	4/2.0	0-0	.000	0-0	.000	2-2	1.000	0	2	2	1.0	1	0	0	0	0	0	2	1.0
TOTAL	2-0	4/2.0	0-0	.000	0-0	.000	2-2	1.000	0	2	2	1.0	1	0	0	0	0	0	2	1.0

### WINDER, Anson

Season	gp-gs	min/avg	Total		3-Point		F-Throws		Rebounds				Scoring							
			fg-fga	pct	fg-fga	pct	ft-fa	pct	off	def	tot	avg	pf	fo	ast	to	blk	stl	pts	avg
2011-12	2-1	18/9.0	3-8	.375	1-4	.250	0-0	.000	0	1	1	0.5	2	0	2	2	0	2	7	3.5
TOTAL	2-1	18/9.0	3-8	.375	1-4	.250	0-0	.000	0	1	1	0.5	2	0	2	2	0	2	7	3.5

### ZYLSTRA, Brock

Season	gp-gs	min/avg	Total		3-Point		F-Throws		Rebounds				Scoring							
			fg-fga	pct	fg-fga	pct	ft-fa	pct	off	def	tot	avg	pf	fo	ast	to	blk	stl	pts	avg
2011-12	2-1	55/27.5	8-12	.667	3-6	.500	0-0	.000	0	9	9	4.5	3	0	3	2	1	1	19	9.5
TOTAL	2-1	55/27.5	8-12	.667	3-6	.500	0-0	.000	0	9	9	4.5	3	0	3	2	1	1	19	9.5