



# 2013-14 MEN'S BASKETBALL GAME NOTES

# PEPPERDINE

## PEPPERDINE HOSTS BYU HOPING TO START 2-0 IN WCC PLAY

### 2013-14 SCHEDULE/RESULTS

Date	Opponent (TV/Video)	Time/Score
11/9	San Diego Christian (WC)	W 81-68
11/13	at UC Riverside	W 69-66
11/16	at Central Michigan	W 88-71
11/20	San Jose State (WC)	L 77-83
11/23	Utah Valley (WC)	W 58-53
11/28	# Green Bay (CBSSN)	L 89-97
11/29	# Denver	W 68-56
11/30	# Indiana State	L 70-73
12/4	Cal State Fullerton (WC)	L 64-78
12/7	at UC Irvine	W 75-69
12/15	at Washington State (Pac-12)	L 61-78
12/21	Houston Baptist (WC)	W 76-64
12/28	* San Diego (WC)	W 75-64
12/30	* Brigham Young (TWCSN)	7 p.m.
1/2	* at Santa Clara (TheW.tv)	7 p.m.
1/4	* at San Francisco (TWCSN)	1 p.m.
1/9	* at Brigham Young (BYUtv)	7 p.m. MT
1/11	* at San Diego (FSSD)	6 p.m.
1/16	* Gonzaga (TWCSN)	7 p.m.
1/18	* Portland (WC)	5 p.m.
1/23	* at Saint Mary's (TheW.tv)	7 p.m.
1/25	* at Pacific (TheW.tv)	7 p.m.
2/1	* Loyola Marymount (TWCSN)	3 p.m.
2/6	* Pacific (TheW.tv)	7 p.m.
2/8	* Saint Mary's (TWCSN)	1 p.m.
2/13	* at Gonzaga (ROOT)	6 p.m.
2/15	* at Portland (TWCSN)	1 p.m.
2/20	* at Loyola Marymount (ESPNU)	8 p.m.
2/27	* San Francisco (TheW.tv)	7 p.m.
3/1	* Santa Clara	5 p.m.
3/6-11	at WCC Championships	TBA

\* West Coast Conference game  
 # Great Alaska Shootout (Anchorage, Alaska)  
 Home games in **bold**.  
 TV/Video Broadcasts: WC = WaveCasts;  
 CBSSN = CBS Sports Network; Pac-12 =  
 Pac-12 Network; TWCSN = Time Warner Cable  
 SportsNet; FSSD = Fox Sports San Diego



### PEPPERDINE VS. BRIGHAM YOUNG

Date.....Monday, December 30, 2013  
 Site..... Firestone Fieldhouse  
 ..... Malibu, Calif.  
 Time..... 7 p.m.  
 TV..... Time Warner Cable SportsNet  
 Audio .. WaveCasts/PepperdineSports.com  
 Series .....BYU leads 8-4  
 Last Meeting.....BYU 63, PEPP 61  
 ..... 1/31/2013 in Malibu, Calif.



### PEPPERDINE WAVES

2013-14 Record.....8-5  
 WCC Record.....1-0  
 Home Record.....4-2  
 Head Coach..... Marty Wilson  
 SID ..... Roger Horne  
 E-Mail.....roger.horne@pepperdine.edu  
 Office .....310-506-4455  
 Cell.....805-279-4551  
 Website.....www.pepperdinesports.com  
 Twitter..... @PeppBasketball

### BYU COUGARS

2013-14 Record.....8-6  
 WCC Record .....0-1  
 Away Record .....1-4  
 Head Coach..... Dave Rose  
 SID ..... Kyle Chilton  
 E-Mail .....kyle\_chilton@byu.edu  
 Office .....801-422-4909  
 Cell .....801-372-2080  
 Website.....www.byucougars.com  
 Twitter..... @BYUbasketball

### WAVEPOINTS

- Pepperdine won its WCC opener for the fifth time in six years, and is trying to go to 2-0 for the first time since 2010.
- The Waves are looking to beat BYU for the first time since the Cougars joined the WCC (0-4).
- Stacy Davis has three double-doubles in the last four games.
- Malcolm Brooks scored a season-high 20 points in the win against San Diego.
- Brendan Lane shot 8-for-10 vs. USD, raising his season FG pct. to 63.2%.
- The USD game was the first time this season where Pepperdine outscored the opponent in both halves.

### MATCHUP

Pepperdine	Brigham Young
73.2	Points/Game 88.2
70.8	Opp. Points/Game 80.3
+2.4	Scoring Margin +7.9
.489	FG% .465
.431	Opp. FG% .410
.371	3FG% .356
.361	Opp. 3FG% .305
.681	FT% .671
35.5	Rebounds/Game 44.2
33.2	Opp. Rebounds/Game 38.9
+2.3	Rebounding Margin +5.3
15.2	Assists/Game 17.4
12.4	Turnovers/Game 11.6
-2.7	Turnover Margin +1.4

### LAST GAME'S STARTING LINEUP

#	Name	Pos.	Ht.	Wt.	Cl.	Hometown	PPG	RPG	APG
3	Jeremy Major	G	5-10	165	Fr.	Pasadena, Calif.	11.5	3.2	4.6
5	Stacy Davis	F	6-6	245	So.	Laveen, Ariz.	15.8	7.2	1.7
11	Atif Russell	G/F	6-5	210	So.	Katy, Texas	3.5	1.4	0.9
15	Malcolm Brooks	G	6-5	190	Jr.	Brooklyn, N.Y.	8.6	2.7	2.0
21	Brendan Lane	F	6-9	235	Sr.*	Rocklin, Calif.	15.2	8.1	1.6

### RESERVES

0	Amadi Udenyi	G	6-0	195	Fr.	Oakland, Calif.	4.0	1.7	3.3
1	Marley Biyendolo	G	6-3	180	Fr.	Melbourne, Australia	—	—	—
2	Allen Stevens	G	5-10	150	Jr.	Moorpark, Calif.	—	—	—
10	Jeff Van Dyke	G	6-2	180	Fr.	Carlsbad, Calif.	1.2	0.5	0.4
12	David Jespersion	F	6-8	210	Fr.	Merrill, Wis.	1.3	2.4	0.2
13	Austin Mills	G	6-0	170	So.	Beverly Hills, Calif.	2.5	1.0	0.9
23	Jonathan Allen	G	6-2	185	Fr.	Nashville, Tenn.	—	—	—
30	Lamond Murray Jr.	G/F	6-5	200	Fr.	Los Angeles, Calif.	3.2	2.1	0.5
31	Nikolas Skouen	G	6-4	195	Sr.	Bergen, Norway	4.4	1.0	0.7
44	Malte Kramer	F	6-6	220	Sr.	Frieburg, Germany	5.1	1.8	1.2
45	Jett Raines	F	6-7	215	So.	Coppell, Texas	3.4	2.6	0.0





## PEPPERDINE UNIVERSITY QUICK FACTS

Location ..... Malibu, Calif. 90263  
 Founded ..... 1937 (Malibu Campus 1972)  
 Enrollment ..... 8,000 (3,000 undergraduate)  
 Nickname ..... Waves  
 Colors ..... Blue, Orange and White  
 Conference ..... West Coast  
 Home Court ..... Firestone Fieldhouse  
 capacity ..... 3,104  
 opened ..... 1973  
 President ..... Andrew K. Benton  
 Athletic Director ..... Dr. Steve Potts  
 Athletic Department phone ..... (310) 506-4150  
 Ticket Office phone ..... (866) WAVE-TIX

## MEN'S BASKETBALL STAFF

Head Coach ..... Marty Wilson (3rd season)  
 alma mater ..... Pepperdine '89  
 Assoc. Head Coach ..... Mark Amaral (3rd season)  
 alma mater ..... College of Idaho '90  
 Assistant Coach ..... Bryant Moore (3rd season)  
 alma mater ..... Texas Tech '93  
 Assistant Coach ..... John Impelman (1st season)  
 alma mater ..... Occidental '08  
 Director of Basketball Operations ..... Jon Pastorek  
 Graduate Managers ..... Quinton Crawford, Ricky Fois  
 Office Phone ..... (310) 506-4161

## MEN'S BASKETBALL HISTORY

2012-13 Overall Record ..... 12-18  
 2012-13 Conference Record ..... 4-12 (T-7th)  
 Starters Returning/Lost ..... 3/2  
 Letterwinners Returning/Lost ..... 7/6  
 Redshirts Returning ..... 1  
 Newcomers ..... 8

All-Time Record (entering 2013-14) ..... 1,152-992  
 seasons ..... 75  
 first season ..... 1938-39  
 All-Time WCC Record (entering 2013-14) ..... 397-399  
 seasons ..... 58  
 first season ..... 1955-56  
 NCAA Championships Appearances ..... 13  
 last ..... 2002  
 WCC Regular-Season Championships ..... 12  
 last ..... 2002  
 WCC Tournament Championships ..... 3  
 last ..... 1994

## ATHLETIC COMMUNICATIONS

Director/MBKB Contact ..... Roger Home  
 office phone ..... (310) 506-4455  
 cell phone ..... (805) 279-4551  
 e-mail ..... roger.home@pepperdine.edu  
 Associate Dir. .... Dena Meiste  
 office phone ..... (310) 506-4160  
 e-mail ..... dena.meiste@pepperdine.edu  
 Assistant Dir. .... Jacob Breems  
 office phone ..... (310) 506-4333  
 e-mail ..... jacob.breems@pepperdine.edu  
 Assistant Dir./Video ..... Jordan Holm  
 office phone ..... (310) 506-4703  
 e-mail ..... jordan.holm@pepperdine.edu  
 Address ..... 24255 Pacific Coast Highway  
 Malibu, Calif. 90263  
 Fax ..... (310) 506-4322  
 Press Row phone ..... (310) 456-5050

Website ..... www.pepperdinesports.com  
 Twitter ..... @PeppBasketball  
 Facebook ..... @PepperdineWaves  
 Facebook ..... Pepperdine Men's Basketball  
 Pepperdine Athletics

**MALIBU, Calif.** — The Pepperdine men's basketball team hosts Brigham Young on Monday night hoping to improve to 2-0 in the West Coast Conference for the first time since 2009-10. The Waves got league play off to a good start with a strong showing against San Diego on Saturday.

**GAME #14** — Monday (December 30) at Firestone Fieldhouse in Malibu, Calif.: Pepperdine (8-5, 1-0 WCC) vs. Brigham Young (8-6, 0-1 WCC) at 7 p.m.

**WAVECASTS** — A live audio broadcast of the BYU game will be free to all users at [www.pepperdinesports.com](http://www.pepperdinesports.com). Veteran play-by-play man Al Epstein is behind the microphone (now in his 29th season, he has a streak going of 858 consecutive broadcasts).

**TELEVISION** — The BYU game will be televised locally on Time Warner Cable SportsNet as well as on Comcast SportsNet Bay Area. Fans outside of these markets can watch the game online at TheW.tv. Ari Wolfe, Jarron Collins and Kelli Tennant are the announcers.

**TICKETS** — For the majority of home games, men's basketball single-game tickets cost \$17 (reserved), \$14 (adult general admission) or \$5 (child general admission). Premium games (BYU and Gonzaga) have different pricing plans — \$30 for a reserved seat and \$20 for general admission. Tickets can be purchased through the Pepperdine ticket office (866-WAVE-TIX) or online via [pepperdinesports.ticketforce.com](http://pepperdinesports.ticketforce.com).

**PROMOTIONS** — The first 200 Pepperdine fans to arrive at the BYU game will receive a game day T-shirt.

**SOCIAL MEDIA** — On Twitter, get the latest news on the men's basketball program at @PeppBasketball and follow our coaches at @MartyWilson4, @CoachMarkAmaral, @Coach\_BMoore and @jimpelman. You can also like the Pepperdine Men's Basketball and/or Pepperdine Athletics pages on Facebook, and both PepperdineHoops and PepperdineWaves on Instagram.

**HOOPS EXTRA** — Pepperdine is providing more insider content to its fans this season via the Hoops Extra basketball blog, which can be accessed at [www.pepperdinesports.com/hoopsextra](http://www.pepperdinesports.com/hoopsextra).

**MOBILE APP** — Pepperdine Athletics has launched a mobile app for iPad, iPhone and Android users. The app is free to download and features live scoring updates, news stories, on-demand video, photo galleries and much more. A subscription-based platform is also available to watch live video of home games. Go to your app store and search for "Pepperdine Athletics."

**BRIGHAM YOUNG** — Pepperdine is 4-8 all-time against Brigham Young, and 1-3 in Firestone Fieldhouse. The Waves are 0-4 against the Cougars since they joined the WCC. Last season, BYU rallied from a 12-point deficit to win by two, 63-61, in Malibu.

**LAST GAME** — **Malcolm Brooks** scored a season-high 20 points and Pepperdine fought off a San Diego comeback to post a 75-64 victory in the WCC opener on Saturday night. The Waves led by eight at halftime and 12 early in the second half, though the Toreros rallied to take their only lead with less than 12 minutes remaining. Tied at 58 with fewer than eight minutes left, Pepperdine went on a 10-0 run to help put the game away. The Waves also held USD scoreless for the final three-plus minutes. **Brendan Lane** scored 16 of his 18 points in the second half, **Jeremy Major** had 13 points and **Stacy Davis** recorded his third double-double of the season with 11 points and 10 rebounds. The Waves ended a six-game losing streak to the Toreros.

**LANE** — Senior forward **Brendan Lane** could give the Waves two straight WCC Newcomers of the Year. The UCLA transfer is averaging 15.2 points and 8.1 rebounds and leads the WCC with 2.3 blocks per game. Lane only scored in double-figures once in his three years with the Bruins but did it in each of the first nine games this season and has done it 11 times overall. He has five double-doubles this year (and was twice one rebound away from having more). Lane's 63.2% field-goal percentage ranks third in the WCC and at the start of last week he ranked 13th nationally. His seven blocked shots in the opener vs. San Diego Christian were the most by a Wave since Jarrad Henry set the school record with 11 on 2/5/2007. It tied the seventh-best single-game effort in Pepperdine history and set a school record for a player in his debut.

THE LAST TIME  
PEPPERDINE...

- Beat an AP Top 25 Team:**  
11/27/2004 vs. #20 Wisconsin (75-61)
- Beat an AP Top 10 Team:**  
11/28/2001 at #10 UCLA (85-78)
- Beat an AP Top 25 Team on the Road:**  
11/28/2001 at #10 UCLA (85-78)
- Scored 100+ Points:**  
1/8/2008 vs. Hope International (118-76)
- Allowed 100+ Points:**  
2/18/2008 vs. Saint Mary's (64-100)
- Scored Fewer than 50 Points:**  
2/27/2013 vs. Saint Mary's (48-87)
- Allowed Fewer than 50 Points:**  
1/5/2013 vs. Portland (54-47)
- Shot 60+ Percent:**  
11/29/2013 vs. Denver (.714)
- Shot 50+ Percent:**  
11/30/2013 vs. Indiana State (.578)
- Opponent Shot Less Than 30 Percent:**  
12/5/2012 by UC Riverside (.286)
- 6+ Waves in Double-Figures:**  
12/16/2012 vs. Central Michigan (6)
- 5+ Waves in Double-Figures:**  
2/2/2013 vs. San Francisco (5)
- 2 Waves with 20+ Points:**  
12/21/2013 vs. Houston Baptist  
(Brendan Lane 21, Stacy Davis 21)
- Player Scored 40+ Points:**  
1/17/2001, Brandon Armstrong  
vs. Loyola Marymount (40)
- Player Scored 30+ Points:**  
2/24/2011, Mychel Thompson  
at San Francisco (31)
- Player Scored 25+ Points:**  
11/28/2013, Brendan Lane  
vs. Green Bay (26)
- Player Made 5+ Three-Pointers:**  
2/23/2013, Nikolas Skouen  
at San Francisco (5)
- Player Made 10+ Free Throws:**  
11/13/2013, Stacy Davis  
at UC Riverside (11-for-16)
- 2 Waves with 10+ Rebounds:**  
12/21/2013 vs. Houston Baptist  
(Brendan Lane 11, Stacy Davis 10)
- Player Had 20+ Rebounds:**  
1/3/2005, Glen McGowan  
vs. Colorado State (22)
- Player Had 15+ Rebounds:**  
2/2/2013, Stacy Davis  
vs. San Francisco (15)
- Player Had 10+ Assists:**  
11/28/2013, Jeremy Major  
vs. Green Bay (12)
- Player Had 5+ Blocked Shots:**  
11/20/2013, Brendan Lane vs. San Jose State (6)
- Player Had 5+ Steals:**  
1/31/2013, Lorne Jackson vs. BYU (5)
- 2 Waves with Double-Doubles:**  
12/21/2013 vs. Houston Baptist  
(B. Lane 21 pts/11 rbs, S. Davis 21 pts/10 rbs)
- Player Had a Double-Double:**  
12/28/2013, Stacy Davis  
vs. San Diego (11 pts, 10 rbs)
- Player Had a Triple-Double:**  
2/1/1991, Doug Christie  
vs. Saint Mary's (21 pts, 11 ast, 10 rbs)
- Overtime Games:** won 1 straight  
last win: 2/9/2013, Portland (72-68, A)  
last loss: 12/1/2012, Utah Valley (63-67, A)

**DAVIS** — Sophomore forward **Stacy Davis** only reached the 20-point mark once as a freshman, but he's done so six times already this season en route to a team-high 15.8 scoring average. He's just the second Wave to score at least 20 points in each of the first four games of the season in the last 31 years. He's posted three double-doubles in the last four games.

**LANE AND DAVIS** — It was expected that **Brendan Lane** and **Stacy Davis** would give the Waves one of the best starting frontcourts in the WCC (if not the best), and the stats tilt in their favor thus far. Their combined averages of 31.0 points and 15.3 rebounds rank first and second, respectively, among other conference big men duos. Against Houston Baptist, they became the first pair of Waves to post at least 20 points and 10 rebounds in the same game in nearly 25 years.

**MAJOR** — A strong candidate for WCC All-Freshman honors, **Jeremy Major** has been the point guard that everyone hoped he would be so far. In addition to averaging 11.5 points, he ranks sixth in the WCC with 4.6 assists per game and has a 2.2 assist-to-turnover ratio. He set a Pepperdine true freshman record with 12 assists against Green Bay.

**SKOUEN** — Senior guard **Nikolas Skouen** became the 14th Wave ever to make 100 career three-pointers earlier this season vs. Utah Valley. He now has 104 and he will eventually need 125 to break into the Pepperdine top 10.

**2013-14 HONORS** — **Stacy Davis**, last season's WCC Newcomer of the Year, was named to the preseason All-WCC first team ... Davis was named WCC Player of the Week on November 18 after averaging 23.5 points in road wins against UC Riverside and Central Michigan (he was the Waves' first WCC POTW since December 2010) ... **Brendan Lane** made the Great Alaska Shootout all-tournament team after averaging 17.0 points and 8.0 rebounds over three games ... Lane was named to CollegeHoopsDaily.com's list of the top five WCC players in November (15.3 ppg, 9.5 rpg).

WCC BIG MEN DUOS

Combined scoring and rebounding averages of the starting big men for all 10 WCC teams:

		PPG	RPG
PEP	Davis/Lane	31.0	15.3
BYU	Austin/Mika	18.4	15.0
GON	Dower/Karnowski	23.6	14.8
LMU	Dickinson/Levin	22.8	13.3
UOP	Gill/Kelley	20.0	10.5
POR	Nicholas/Van Der Mars	25.0	15.6
SMC	Waldow/Levesque	28.4	12.6
USD	Kok/Kramer	17.0	11.7
USF	Tollefson/Dickerson	26.7	12.1
SCU	Brown/McArthur	13.2	10.1

2013-14 PEPPERDINE MEN'S BASKETBALL ROSTER

No.	Name	Pos.	Ht.	Wt.	Yr.	Exp.	Hometown (High School/Last School)
0	Amadi Udenyi	G	6-0	195	Fr.	HS	Oakland, Calif. (De La Salle HS/St. Thomas More)
1	Marley Biyendolo	G	6-3	180	Fr.	HS	Melbourne, Australia (Cheltenham Secondary)
2	Allen Stevens #	G	5-10	150	Jr.	1V	Moorpark, Calif. (Oaks Christian HS)
3	Jeremy Major	G	5-10	165	Fr.	HS	Pasadena, Calif. (Maranatha HS)
5	Stacy Davis	F	6-6	245	So.	1V	Laveen, Ariz. (Laveen Betty Fairfax HS)
10	Jeff Van Dyke	G	6-2	180	Fr.	HS	Carlsbad, Calif. (La Costa Canyon HS)
11	Atif Russell	G/F	6-5	210	So.	1V	Katy, Texas (Seven Lakes HS)
12	David Jespersen	F	6-8	210	Fr.	HS	Merrill, Wis. (Merrill HS)
13	Austin Mills #	G	6-0	170	So.	1V	Beverly Hills, Calif. (Beverly Hills HS)
15	Malcolm Brooks	G	6-5	190	Jr.	TR	Brooklyn, N.Y. (Cardozo HS/Lamar CC)
21	Brendan Lane	F	6-9	235	Sr.*	RS	Rocklin, Calif. (Rocklin HS/UCLA)
23	Jonathan Allen #	G	6-2	185	Fr.	HS	Nashville, Tenn. (Ravenwood HS)
30	Lamond Murray Jr.	G/F	6-5	200	Fr.	HS	Los Angeles, Calif. (Bishop Montgomery HS)
31	Nikolas Skouen	G	6-4	195	Sr.	2V	Bergen, Norway (Olsvikasen HS/Pratt CC)
44	Malte Kramer	F	6-6	220	Sr.	1V	Frieburg, Germany (Droste-Huelshoff Gym/Cuesta College)
45	Jett Raines	F	6-7	215	So.	1V	Coppell, Texas (Coppell HS)

# walk-on \* utilized redshirt season

**Coaching Staff**

- Head Coach:** Marty Wilson, third season (Pepperdine '89)
- Associate Head Coach:** Mark Amaral, third season (College of Idaho '90)
- Assistant Coach:** Bryant Moore, third season (Texas Tech '93)
- Assistant Coach:** John Impelman, first season (Occidental '08)
- Director of Basketball Operations:** Jon Pastorek, first season (UC Santa Barbara '11)
- Graduate Managers:** Quinton Crawford, Ricky Fois

**Pronunciations**

Marley Biyendolo.....	BEE-YEN-doe-low	Malte Kramer.....	MALL-tee
Atif Russell.....	ah-TEEF	Nikolas Skouen .....	SKAU-en
Amadi Udenyi .....	uh-MAH-dee you-DEE-knee		

BY THE NUMBERS

**Double-Doubles**

	<u>2013-14</u>	<u>Career</u>
Brendan Lane	5	5
Stacy Davis	3	9
Jeremy Major	1	1

**Double-Figure Points**

	<u>2013-14</u>	<u>Career</u>
Brendan Lane	11	11
Stacy Davis	10	28
Jeremy Major	7	7
Nikolas Skouen	3	15
Malcolm Brooks	2	2
Malte Kramer	2	2
Lamond Murray Jr.	1	1
Jett Raines		8
Austin Mills		1
Atif Russell		1

**20-Plus Points Games**

	<u>2013-14</u>	<u>Career</u>
Stacy Davis	6	7
Brendan Lane	4	4
Malcolm Brooks	1	1

**Led Pepperdine in Points (or tied for lead)**

	<u>2013-14</u>	<u>Career</u>
Stacy Davis	6	16
Brendan Lane	5	5
Jeremy Major	3	3
Malcolm Brooks	1	1
Nikolas Skouen		3
Jett Raines		1

**Double-Figure Rebounds**

	<u>2013-14</u>	<u>Career</u>
Brendan Lane	5	5
Stacy Davis	3	11
David Jespersen	1	1

**Led Pepperdine in Rebs. (or tied for lead)**

	<u>2013-14</u>	<u>Career</u>
Brendan Lane	10	10
Stacy Davis	5	21
Jett Raines		5

**Led Pepperdine in Assists (or tied for lead)**

	<u>2013-14</u>	<u>Career</u>
Jeremy Major	7	7
Stacy Davis	4	8
Malcolm Brooks	4	4
Amadi Udenyi	2	2
Austin Mills	1	2
Malte Kramer	1	1
Brendan Lane	1	1
Atif Russell		1
Nikolas Skouen		1

*(Note: Brendan Lane's career numbers are at Pepperdine only).*

**WCC STATS — Stacy Davis** is ninth in scoring (15.8), ninth in rebounding (7.2) ... **Brendan Lane** is first in blocked shots (2.3), third in field goal percentage (.632), fourth in rebounding (8.1), 10th in scoring (15.2) ... **Jeremy Major** is sixth in assists (4.6), sixth in assist/turnover ratio (2.2) ... **Malte Kramer** is 10th in three-point percentage (.438).

**HALFWAY THERE —** Pepperdine is 4-2 when trailing at halftime and 3-3 when leading at halftime. The San Diego win was the first time this season when the Waves outscored the opponent in both halves. Pepperdine's halftime splits have been 34.5 ppg and 46.7% shooting in the first half and 38.7 ppg and 51.3% shooting in the second half.

**SCORING UP —** As is the case for much of the NCAA, Pepperdine's scoring (73.2 points per game) has increased this season. Last year, the Waves averaged 65.0 points at the end of non-conference play and 62.8 points overall. The last time the Waves averaged 70+ points for a season was 2007-08. Pepperdine is shooting 48.9%, on pace to be the Waves' best mark since 1992-93.

**HOME SWEET HOME? —** In Firestone Fieldhouse, Pepperdine is shooting 46.0% from the field and 26.5% on three-pointers. In road/neutral-site games, those percentages are 51.7% and 45.4%, respectively.

**GOOD NUMBERS —** Pepperdine is 8-1 when holding the opponent below 46% shooting ... The Waves have shot better than the opponent in 10 of 13 games (and are 7-3 in those games) ... Free throw shooting has been a good indicator of success, as the Waves are 6-0 when shooting better than 68%, and 6-2 when outshooting the opponent from the line ... Sometimes less is more, as the Waves are 4-2 when just two players score in double-figures, and 4-3 when three or more players do so.

**INJURY UPDATE —** Pepperdine opened WCC play at full strength for the first time this season ... **Amadi Udenyi** returned on December 28 against San Diego after missing 10 games due to a knee injury suffered early in the UC Riverside game ... **Jett Raines** missed the first eight games of the season with a hand injury before returning on December 4 vs. Cal State Fullerton.

**DEBUTS —** Seven of the 13 Waves that have gotten into a game are in their debut season with Pepperdine. That includes the majority of the starters in all 13 contests. The new guys (which includes **Brendan Lane**, a redshirt) have scored 56.8% of the Waves' points this season (540/951).

**TEAM NOTES —** Pepperdine began the season 2-0 for the second time in three years (but also just the second time in the last 14 years) ... The Waves began the season 3-0 for the first time since 1998-99 ... Pepperdine was 4-1 after five games for the first time since 2004-05 ... Pepperdine's 88 points at Central Michigan were the most scored by the Waves since January 2011 against San Francisco ... The 17-point win at Central Michigan was the largest in a road game for the Waves since December 2007 ... The Waves had two consecutive road wins for the first time since November 2007, and three straight for the first time since February 2004 ... Pepperdine started with a 3-0 road record for the first time since 1988-89 ... Pepperdine's 71.4% shooting percentage against Denver set a Great Alaska Shootout record and was the second-best mark in program history. It was also the first time the Waves surpassed 60% in almost a decade (February 2004) ... The Waves also set a Great Alaska Shootout record with a combined 60.0% mark over three games ... Pepperdine finished non-conference play with a winning record (7-5) for the third straight season ... The Waves won their WCC opener for the fifth time in the last six years.

**ROSTER NUMBERS —** At the start of the season, fans might have recognized half of the Waves' team, but the other half was brand new. Pepperdine returned eight players (seven letterwinners plus redshirt **Brendan Lane**) while bringing in eight newcomers (one JC transfer and seven freshmen). The returners accounted for 49% of last season's points and rebounds. **Nikolas Skouen** is the only player that entered 2013-14 having already competed in multiple seasons at Pepperdine. The roster breakdown is three seniors, two juniors, four sophomores and seven freshmen. All 13 scholarships are being utilized and there are three walk-ons.

**WCC STANDINGS/SCHEDULE**

(through December 28)

	WCC	Overall
Gonzaga	1-0	11-2
Loyola Marymount	1-0	9-4
<b>Pepperdine</b>	<b>1-0</b>	<b>8-5</b>
San Francisco	1-0	8-5
Pacific	0-0	9-2
Saint Mary's	0-0	9-3
San Diego	0-1	9-5
Portland	0-1	8-5
Brigham Young	0-1	8-6
Santa Clara	0-1	7-7

**Saturday, December 28**

Loyola Marymount 87, BYU 76  
 Pepperdine 75, San Diego 64  
 Gonzaga 74, Santa Clara 60  
 San Francisco 87, Portland 81

**Monday, December 30**

Santa Clara at Portland, 3 p.m.  
 San Francisco at Gonzaga, 6 p.m.  
 BYU at Pepperdine, 7 p.m.  
 San Diego at Loyola Marymount, 7 p.m.  
 Saint Mary's at Pacific, 8 p.m.

**Thursday, January 2**

Saint Mary's at Gonzaga, 6 p.m.  
 Loyola Marymount at San Francisco, 7 p.m.  
 Pacific at Portland, 7 p.m.  
 Pepperdine at Santa Clara, 7 p.m.

**Saturday, January 4**

Pepperdine at San Francisco, 1 p.m.  
 Loyola Marymount at Santa Clara, 3 p.m.  
 Pacific at Gonzaga, 5 p.m.  
 San Diego at BYU, 6 p.m.  
 Saint Mary's at Portland, 7 p.m.

**Monday, January 6**

William Jessup at Saint Mary's, 7 p.m.

**Thursday, January 9**

Pepperdine at BYU, 6 p.m.  
 Loyola Marymount at San Diego, 7 p.m.  
 San Francisco at Pacific, 7 p.m.  
 Santa Clara at Saint Mary's, 7 p.m.  
 Gonzaga at Portland, 8 p.m.

**Saturday, January 11**

Santa Clara at Pacific, 1 p.m.  
 San Francisco at Saint Mary's, 3 p.m.  
 Loyola Marymount at BYU, 6 p.m.  
 Pepperdine at San Diego, 6 p.m.

**WILSON** — This is **Marty Wilson's** third year as head coach at Pepperdine and his 17th season in Malibu. He has compiled an impressive record here beginning as a student-athlete (1985-89), continuing as an assistant coach (1991-96, which included a brief stint as the interim head coach) and then returning as the associate head coach for three seasons (2009-11) under Tom Asbury. He was then elevated to the position of head coach following Asbury's retirement after the 2010-11 season. Wilson was also an assistant at San Diego, UC Santa Barbara and Utah inbetween stints at Pepperdine and has been a Division I coach for 23 seasons. He ended his playing career #5 all-time in assists at Pepperdine with 342 (he's still #9). The team went to the NCAA Tournament twice and the NIT twice in Wilson's four seasons on the court. As a Pepperdine assistant, the team took part in the NCAA Tournament three times and the NIT once.

**ASSISTANTS** — Almost all of Pepperdine's staff is back, but some are in different roles. Associate head coach **Mark Amaral** and assistant coach **Bryant Moore** are both in their third seasons. Amaral and **Marty Wilson** were assistants together at UC Santa Barbara for four seasons. Moore worked with the Cleveland Cavaliers for five seasons in a variety of roles, including player development coordinator, during the LeBron James era. **John Impelman**, who was the director of operations the past two seasons, has been promoted to assistant coach. Impelman is the great-grandson of UCLA coaching legend John Wooden. **Jon Pastorek**, last year's graduate manager, is now the director of operations.

**WCC** — The West Coast Conference has gone from eight to nine and now to 10 schools over the last few years. Brigham Young joined prior to 2011-12, and Pacific rejoined in 2013-14. The coaches' preseason poll went in the following order: Gonzaga, BYU, Saint Mary's, San Francisco, San Diego, Loyola Marymount, Pacific, Santa Clara, Portland and Pepperdine. But, in each of the last five years, Pepperdine has finished better than predicted (which coincides with when **Marty Wilson** came back to the program).

**RECRUITS** — Last year's recruiting class saw Pepperdine stock up on guards and wings. The Waves then went big in their latest group to sign national letters-of-intent. In the November early signing period, they landed 6-foot-10 center Nate Gehring (Waukee, Iowa/Waukee HS), 6-foot-8 forward A.J. John (Santa Rosa, Calif./Maria Carrillo HS) and 6-foot-10 center Ryan Keenan (Woodbury, Minn./East Ridge HS), all of whom will enter Pepperdine in fall 2014.

**PEPPERDINE BASKETBALL** — This is the 76th season of Pepperdine men's basketball, and the 41st season that the Waves have called Firestone Fieldhouse home. The Waves began the campaign with an all-time record of 1,152-992 (.537). Pepperdine has been to the NCAA Tournament 13 times (last in 2002) and has won 12 West Coast Conference regular-season titles (last in 2002) and three WCC Tournament crowns (last in 1994). Did you know that William "Bird" Averitt led the nation in scoring in 1972-73 with 33.9 points per game?

**WAVES IN THE PROS** — Yakhoubia Diawara, a former NBA veteran who now plays in Italy, competed in the 2012 Olympics for France. Mychel Thompson is the most recent Wave in the NBA, appearing in five games for the Cleveland Cavaliers in 2011-12 after making the squad as an undrafted free agent. He is currently in the NBA's D-League with Santa Cruz. Pepperdine had a streak of 34 consecutive seasons with at least one Pepperdine alum on an NBA roster, which began in 1976-77 after the ABA/NBA merger and ended in 2010-11. Seventeen former Pepperdine players have seen action in the NBA, a list that includes notables such as Dennis Johnson (a 2010 Naismith Hall of Fame inductee, the 1979 NBA Finals MVP and a three-time NBA champion) and Doug Christie (a 15-year NBA veteran who was a mainstay on the All-Defensive Team).

**CAMPUS LIFE PROJECT** — In May 2011, Pepperdine launched The Campaign for Pepperdine, the largest fundraising campaign in the University's history. The goal is to raise \$450 million to support the Campus Life Project, which will benefit the entire campus. The key piece for Athletics is a new, state-of-the-art, 5,000-seat University Events Center, which will replace Firestone Fieldhouse as the Waves' home. The project has been approved by the County of Los Angeles and the California Coastal Commission, so the biggest step remaining before the arena can be built is fundraising.

**2013/2015 NCAA WEST REGIONALS** — Pepperdine University was the host institution for the 2013 West Regional of the NCAA Men's Basketball Tournament and will do so again in 2015. The Waves partnered with AEG/Staples Center and the LA Sports & Entertainment Commission to bring NCAA postseason basketball to Los Angeles for the first time since 1994.



CAREER STATS  
VS. BRIGHAM YOUNG

	<b>GP/GS</b>	<b>PPG</b>	<b>RPG</b>	<b>APG</b>	<b>MPG</b>
S. Davis	2/1	10.5	7.5	1.0	31.0
N. Skouen	4/1	8.0	2.0	1.0	26.5
J. Raines	2/2	5.0	6.0	0.5	26.5
A. Mills	2/0	2.0	0.5	1.0	14.5
A. Russell	2/0	0.5	0.0	1.0	10.0

Brendan Lane: 1 game while at UCLA, 5 pts, 5 rbs, 25 min (12/18/2010)

Notable Performances: Stacy Davis 17 points at home (1/31/2013); Jett Raines eight points, eight rebounds at home (1/31/2013); Nikolas Skouen 16 points at home (1/31/2013).

CAREER STATS  
VS. SANTA CLARA

	<b>GP/GS</b>	<b>PPG</b>	<b>RPG</b>	<b>APG</b>	<b>MPG</b>
A. Mills	2/0	8.5	2.5	2.5	16.5
J. Raines	2/1	8.5	2.0	0.5	24.0
S. Davis	2/2	8.0	4.5	1.5	31.0
A. Russell	2/0	5.5	1.5	1.0	21.0
N. Skouen	4/3	4.0	1.0	0.5	15.3
A. Stevens	1/0	0.0	0.0	0.0	1.0

Notable Performances: Stacy Davis 12 points at SCU (2/16/2013); Jett Raines 10 points at SCU (2/16/2013).

CAREER STATS  
VS. SAN FRANCISCO

	<b>GP/GS</b>	<b>PPG</b>	<b>RPG</b>	<b>APG</b>	<b>MPG</b>
S. Davis	2/1	15.0	14.0	5.0	34.0
N. Skouen	4/2	9.8	1.0	1.0	28.3
J. Raines	2/1	6.0	4.5	0.5	22.5
A. Russell	2/0	5.0	3.0	0.0	14.5
A. Mills	2/0	0.0	0.5	1.0	6.0

Notable Performances: Stacy Davis 18 points, 15 rebounds at home (2/2/2013), Stacy Davis 12 points, 13 rebounds at USF (2/23/2013); Nikolas Skouen 19 points at USF (2/23/2013); Nikolas Skouen 13 points at home (2/2/2013); Jett Raines 10 points at home (2/2/2013).

**ABOUT PEPPERDINE UNIVERSITY** — Pepperdine boasts a one-of-a-kind athletic department with unprecedented success for a school of its size. The Waves have won NCAA Division I championships in five different men's sports – one of just 16 schools to have accomplished this feat – and nine overall. Of this elite group, Pepperdine has the smallest undergraduate enrollment and is the only school not affiliated with a BCS-level conference. The Waves have earned the Division I-AAA All-Sports Trophy, an award based on postseason success that's given to the top non-football school, three times (most recently in 2011-12). Located in scenic Malibu, Calif., the university overlooks the Pacific Ocean and its campus and athletic facilities are regularly voted among the nation's most beautiful. Pepperdine, which is affiliated with the Church of Christ, ranks #57 overall on U.S. News and World Report's list of America's best colleges.

## PEPPERDINE'S STARTING LINEUPS

### Opponent

vs. SDC (W)	(1) Brooks-Davis-Lane-Major-Udenyi
at UCR (W)	Brooks-Davis-Lane-Major-Udenyi
at CMU (W)	(2) Brooks-Davis-Lane-Major-Skouen
vs. SJSU (L)	Brooks-Davis-Lane-Major-Skouen
vs. UVU (W)	(3) Brooks-Davis-Lane-Major-Van Dyke
vs. GB (L)	(4) Brooks-Jespersion-Kramer-Lane-Major
vs. DEN (W)	(5) Brooks-Davis-Kramer-Lane-Major
vs. ISU (L)	Brooks-Davis-Kramer-Lane-Major
vs. CSF (L)	Brooks-Davis-Kramer-Lane-Major
at UCI (W)	Brooks-Davis-Kramer-Lane-Major
at WSU (L)	Brooks-Davis-Kramer-Lane-Major
vs. HBU (W)	Brooks-Davis-Kramer-Lane-Major
vs. USD (W)	(6) Brooks-Davis-Lane-Major-Russell

Name	Career Starts	Consecutive Starts
Malcolm Brooks	13	13
Stacy Davis	37	7
David Jespersen	1	0
Malte Kramer	7	0
Brendan Lane	13	13
Jeremy Major	13	13
Austin Mills	1	0
Jett Raines	21	0
Atif Russell	1	1
Nikolas Skouen	30	0
Amadi Udenyi	2	0
Jeff Van Dyke	1	0

## PEPPERDINE HIGHS/LOWS

Most Points..... 89 vs. Green Bay (11/28)  
 Fewest Points..... 58 vs. Utah Valley (11/23)

Most 1st Half Points..... 44 vs. San Jose St. (11/20)  
 Fewest 1st Half Points..... 22 vs. Utah Valley (11/23)  
 Most 2nd Half Points ..... 51 vs. Green Bay (11/28)  
 Fewest 2nd Half Points..... 27 vs. CS Fullerton (12/4)

Best FG Pct. .... .714 vs. Denver (11/29)  
 Worst FG Pct. .... .385 at Washington State (12/15)

3-Pt. FGs Made ..... 13 vs. Green Bay (11/28)  
 3-Pt. FGs Attempted ..... 25 at Central Mich. (11/16)

Free Throws Made ..... 20 at UC Riverside (11/13)  
 Free Throws Attempted ..... 29 at Wash. St. (12/15)

Rebounds ..... 43 vs. San Jose St. (11/20)  
 Fewest Rebounds..... 26, twice  
 Best Rebound Margin..... +10 at UC Riverside (11/13)  
 Worst Rebound Margin..... -13 vs. CS Fullerton (12/4)

Assists ..... 24 at Central Mich. (11/16)  
 Fewest Assists..... 9 vs. Utah Valley (11/23)

Most Turnovers..... 20 vs. Green Bay (11/28)  
 Fewest Turnovers ..... 6 vs. CS Fullerton (12/4)  
 Best Turnover Margin ..... +6 vs. San Diego (12/28)  
 Worst Turnover Margin..... -16 vs. Green Bay (11/28)

Blocked Shots..... 10 at Central Mich. (11/16)

Steals..... 10 vs. S.D. Christian (11/9)

## OPPONENT HIGHS/LOWS

Most Opp. Points ..... 97 by Green Bay (11/28)  
 Fewest Opp. Points ..... 53 by Utah Valley (11/23)

Most Opp. 1st Half Pts..... 41, twice  
 Fewest Opp. 1st Half Pts..... 15 by Denver (11/29)  
 Most Opp. 2nd Half Pts ..... 58 by Green Bay (11/28)  
 Fewest Opp. 2nd Half Pts..... 29, twice

Opp. FG Pct..... .540 by Indiana State (11/30)  
 Worst Opp. FG Pct. .... .317 by Utah Valley (11/23)

Opp. 3-Pt. FGs Made ..... 14 by San Jose St. (11/20)  
 Opp. 3-Pt. FGs Attempted 28 by S.D. Christian (11/9)

Opp. FTs Made ..... 25 by Green Bay (11/28)  
 Opp. FTs Attempted..... 35 by Green Bay (11/28)

Opp. Rebounds ..... 42 by CS Fullerton (12/4)  
 Fewest Opp. Rebounds.. 17 by Indiana State (11/30)

Opp. Assists..... 25 by Green Bay (11/28)  
 Fewest Opp. Assists ..... 9 by San Diego (12/28)

Most Opp. Turnovers ..... 17 by S.D. Christian (11/9)  
 Fewest Opp. Turnovers ..... 4 by Green Bay (11/28)

Blocked Shots..... 11 by Green Bay (11/28)

Steals..... 13 by Green Bay (11/28)

## PLAYER SUPERLATIVES

Points..... 26, Brendan Lane (vs. GB, 11/28)  
 FG Made..... 12, Brendan Lane (vs. GB, 11/28)  
 FG Attempts..... 18, Stacy Davis (vs. HBU, 12/21)  
 3FG Made..... 4, three times (Kramer 2x, Brooks)  
 3FG Attempts..... 8, twice (Brooks, Skouen)  
 FT Made ..... 11, Stacy Davis (at UCR, 11/13)  
 FT Attempts ..... 16, Stacy Davis (at UCR, 11/13)  
 Rebounds ..... 14, Brendan Lane (vs. SDC, 11/9)  
 Assists ..... 12, Jeremy Major vs. GB (11/28)  
 Blocked Shots..... 7, Brendan Lane (vs. SDC, 11/9)  
 Steals..... 3, Amadi Udenyi (vs. SDC, 11/9)

## PEPPERDINE'S 2013-14 RECORD WHEN...

Game Decided by 1-5 Points..... 2-1  
 Game Decided by 6-9 Points..... 1-2  
 Game Decided by 10+ Points..... 5-2

Scoring First ..... 4-4  
 Opponent Scores First..... 4-1

Leading at Halftime..... 3-3  
 Tied at Halftime ..... 1-0  
 Trailing at Halftime..... 4-2

Leading With 5 Minutes to Play..... 6-1  
 Trailing With 5 Minutes to Play ..... 2-4

Overtime Games ..... 0-0

Scoring 80-89 Points ..... 2-1  
 Scoring 70-79 Points ..... 3-2  
 Scoring 60-69 Points ..... 2-2  
 Scoring 59 or Fewer Points ..... 1-0

Opp. Scoring 90-99 Points ..... 0-1  
 Opp. Scoring 80-89 Points ..... 0-1  
 Opp. Scoring 70-79 Points ..... 1-3  
 Opp. Scoring 60-69 Points ..... 5-0  
 Opp. Scoring 50-59 Points ..... 2-0

50%-plus FG Pct. .... 3-2  
 40-49% FG Pct. .... 5-2  
 39.9%-minus FG Pct. .... 0-1

Opp. 50%-plus FG Pct..... 0-3  
 Opp. 40-49% FG Pct. .... 3-2  
 Opp. 39.9%-minus FG Pct..... 5-0

Better FG% Than Opponent..... 7-3  
 Opponent Has Better FG%..... 1-2

80%-plus FT Pct. .... 3-0  
 70-79% FT Pct..... 2-0  
 69%-minus FT Pct. .... 3-5

Better FT% Than Opponent ..... 6-2  
 Opponent Has Better FT% ..... 2-3

Outrebounding Opponent..... 5-3  
 Outrebounded by Opponent..... 3-2

Fewer Turnovers Than Opponent..... 5-1  
 More Turnovers Than Opponent ..... 3-4

4 Waves in Double-Figures ..... 2-1  
 3 Waves in Double-Figures ..... 2-2  
 2 Waves in Double-Figures ..... 4-2

Waves' Bench Scores More ..... 6-0  
 Opponent Bench Scores More ..... 2-5

Wearing Blue ..... 4-1  
 Wearing Orange ..... 2-2  
 Wearing White ..... 2-2

Biggest Deficit in Win..... 10 at UC Irvine  
 Biggest Lead in Loss ... 14 vs. San Jose State

# PEPPERDINE PLAYER NOTES


## JONATHAN ALLEN



**#23 • G • 6-2 • 185 • Fr.**  
**Nashville, Tenn.**  
**Ravenwood HS**

- One of three walk-ons on the roster.
  - Averaged 13 points, five rebounds, three steals and two assists as a prep senior.
  - A pre-business administration major.
- 2013-14 Notes:** —

## MARLEY BIYENDOLO



**#1 • G • 6-3 • 180 • Fr.**  
**Melbourne, Australia**

**Cheltenham Secondary College**

- Attended the Andrew Bogut Basketball Academy in 2012-13.
  - Began playing competitively with the Dandenong Rangers club at the age of 10.
  - Invited to play at the 2011 Asia Pacific Team Camp for top players in the region.
  - A psychology major.
- 2013-14 Notes:** Expected to redshirt his true freshman season.

## MALCOLM BROOKS



**#15 • G • 6-5 • 190 • Jr.**  
**Brooklyn, N.Y.**  
**Lamar CC**


- Earned All-Region IX honors last season at Lamar Community College after averaging 18.2 points.
- Led team in scoring both of his two seasons, including 17.1 points per game as a freshman.
- Played high school ball at Cardozo High School in Brooklyn, N.Y. for New York coaching legend Ron Naclerio, and played in the city championship game at Madison Square Garden as a senior.
- Majoring in economics.

**2013-14 Notes:** Started the opener vs. San Diego Christian and had six points, four rebounds and four assists in his debut ... Seven points in win at Central Michigan ... Eight points vs. Green Bay ... Eight points in win vs. Denver ... Seven points vs. Indiana State ... Seven points, five assists vs. Cal State Fullerton ... 16 points (13 in second half) in comeback win at UC Irvine ... Eight points, five assists in home win vs. Houston Baptist ... Scored 15 of his 20 points in first half of home win vs. San Diego.

### Season/Career Highs — Brooks

Points..... 20 vs. San Diego (12/28)  
 Rebounds .....5 vs. Houston Baptist (12/21)  
 Assists ..... 5, twice  
 Blocked Shots..... 1, twice  
 Steals..... 1, several  
 Minutes..... 35 vs. San Diego (12/28)  
 FG Made..... 7 vs. San Diego (12/28)  
 3FG Made..... 4 vs. San Diego (12/28)  
 FT Made .....6 vs. Houston Baptist (12/21)

## STACY DAVIS



**#5 • F • 6-6 • 245 • So. • 2V**  
**Laveen, Ariz.**

**Laveen Betty Fairfax HS**

- Named to the 2013-14 preseason All-WCC first team.
- 2012-13 West Coast Conference Newcomer of the Year, as well as All-WCC honorable mention and WCC All-Freshman team.
- The eighth Wave to be named Newcomer of the Year, and first since 2003; the first Pepperdine freshman to earn All-WCC placement since 2008, and the first Wave to make the All-Freshman team since 2009.
- Ranked seventh in the WCC in rebounding (7.3) and 22nd in scoring (11.2) last year.

**2013-14 Notes:** Career-high 24 points in the season opener vs. San Diego Christian ... Game-high 23 points in win at UC Riverside, including go-ahead free throws in the final minute and the first two three-pointers of his career ... 24 points (10-for-14) shooting in win at Central Michigan ... 20 points, nine rebounds vs. San Jose State ... 22 points in win vs. Denver ... 12 points vs. Indiana State ... First double-double of the season with 18 points and 10 rebounds at UC Irvine ... 21 points, 10 rebounds in home win vs. Houston Baptist ... 11 points, 10 rebounds, five assists in home win vs. San Diego.

### Season Highs — Davis

Points..... 24, twice (last at Central Mich., 11/16)  
 Rebounds ..... 10, several  
 Assists ..... 5 vs. San Diego (12/28)  
 Blocked Shots..... 2, twice  
 Steals..... 2 vs. San Diego (12/28)  
 Minutes..... 35, twice  
 FG Made..... 10 at Central Michigan (11/16)  
 3FG Made..... 2, several  
 FT Made ..... 11 at UC Riverside (11/13)

### Career Highs — Davis

Points..... 24, twice (last at Central Mich., 11/16/13)  
 Rebounds ..... 15 vs. San Francisco (2/2/13)  
 Assists ..... 6 at San Francisco (2/23/13)  
 Blocked Shots..... 2, several  
 Steals..... 2, several  
 Minutes..... 40 vs. Washington State (11/16/12)  
 FG Made..... 10, at Central Michigan (11/16/13)  
 3FG Made..... 2, several  
 FT Made ..... 11 at UC Riverside (11/13/13)



# PEPPERDINE PLAYER NOTES

## DAVID JESPERSON



**#12 • F • 6-8 • 210 • Fr.**  
**Merrill, Wis.**  
**Merrill HS**

- Ended his high school career as Merrill's fifth all-time leading scorer (1,051 points).
- Earned all-state first team honors after averaging 19.8 points and 11.3 rebounds as a senior.
- Played in the Wisconsin Basketball Coaches Association All-Star Game.

**2013-14 Notes:** Made first career basket and grabbed four rebounds in win vs. Utah Valley ... Played a total of 31 minutes in the first five games of the season ... Then made his first career start in game #6 and had eight points and 12 rebounds in 29 minutes vs. Green Bay.

### Season/Career Highs — Jespersen

Points..... 8 vs. Green Bay (11/28)  
 Rebounds..... 12 vs. Green Bay (11/28)  
 Assists..... 1, twice  
 Blocked Shots..... 1, several  
 Steals..... 1, several  
 Minutes..... 29 vs. Green Bay (11/28)  
 FG Made..... 3 vs. Green Bay (11/28)  
 3FG Made.....  
 FT Made..... 2 vs. Green Bay (11/28)

## MALTE KRAMER



**#44 • F • 6-6 • 220 • Sr. • 1V**  
**Frieburg, Germany**  
**Cuesta College**

- Earned a spot on the 2012-13 NABC Honors Court and WCC Commissioner's Honor Roll "gold" honors.
  - Appeared in only five games as a junior in his first season at Pepperdine due to both injury and illness.
  - Named both Athlete of the Year and Scholar-Athlete of the Year at Cuesta College in 2011-12, and was also named the top JC scholar-athlete in the state of California for 2012.
  - Majoring in economics.
- 2013-14 Notes:** Eight points in win at Central Michigan ... Seven second-half points in win vs. Utah Valley ... 12 points vs. Green Bay on 4-5 3FG shooting ... 14 points vs. Indiana State on 4-6 3FG shooting.

### Season/Career Highs — Kramer

Points..... 14 vs. Indiana State (11/30)  
 Rebounds..... 4 at UC Riverside (11/13)  
 Assists..... 4 vs. Indiana State (11/30)  
 Blocked Shots..... 1, several  
 Steals..... 1, several  
 Minutes..... 33 vs. Indiana State (11/30)  
 FG Made..... 5 vs. Indiana State (11/30)  
 3FG Made..... 4, twice (last vs. Indiana State, 11/30)  
 FT Made..... 4 vs. Utah Valley (11/23)  
*(All of Kramer's highs this season surpass any of his previous bests from last season.)*

## BRENDAN LANE



**#21 • F • 6-9 • 235 • Sr.**  
**Rocklin, Calif.**  
**UCLA**

- Earned 2012-13 WCC Commissioner's Honor Roll "silver" honors.
  - Redshirted the 2012-13 season, his first at Pepperdine. Was eligible immediately after graduating and transferring from UCLA, but chose to redshirt in order to have time to adjust to a new school, a new team and begin his master's program.
  - Appeared in 79 games and averaged 2.5 points and 2.2 rebounds while shooting 50% or better from the field all three seasons with the Bruins.
  - Saw action against Pepperdine in each of his three seasons (and set career highs for assists and three-pointers in the 2010 game).
  - One of the nation's top 75 recruits who was the California Division II State Player of the Year in 2009 at Rocklin High School.
  - Pursuing a master's degree in applied finance.
- 2013-14 Notes:** Had 12 points, 14 rebounds and seven blocked shots in his debut vs. San Diego Christian ... 10 points, nine rebounds in win at UC Riverside ... 15 points (7-for-8 shooting), 10 rebounds and five blocks in win at Central Michigan ... 23 points, nine rebounds, six blocks vs. San Jose State ... 11 points, 10 rebounds and go-ahead basket with two minutes remaining in win vs. Utah Valley ... 26 points (12-14 FG), 13 rebounds and three blocks vs. Green Bay ... 12 points, five rebounds, five assists in win vs. Denver ... 13 points vs. Indiana State ... 24 points vs. Cal State Fullerton ... 21 points, 11 rebounds vs. Houston Baptist (19 and eight in second half) ... 16 of 18 points in second half of home win vs. San Diego.

### Season/Career Highs — Lane

Points..... 26 vs. Green Bay (11/28)  
 Rebounds..... 14 vs. San Diego Christian (11/13)  
 Assists..... 5 vs. Denver (11/29)  
 Blocked Shots..... 7 vs. San Diego Christian (11/9)  
 Steals..... 2, twice  
 Minutes..... 33 vs. Green Bay (11/28)  
 FG Made..... 12 vs. Green Bay (11/28)  
 3FG Made..... 2 vs. Green Bay (11/28)  
 FT Made..... 6 vs. Denver (11/29)  
*(All of Lane's game highs this season surpass any of his previous bests set at UCLA.)*

## JEREMY MAJOR



**#3 • G • 5-10 • 165 • Fr.**  
**Pasadena, Calif.**  
**Maranatha HS**

- A three-time All-CIF Southern Section first team honoree, and the Olympic League's MVP in 2012.
- Averaged 25.8 points as a junior, best in Division IV-AA, and 17.7 points as a senior.
- Rated among the state's top 30 seniors by ESPN.com.
- Majoring in public relations.

**2013-14 Notes:** Started the opener vs. San Diego Christian and had eight points and four assists in his debut ... 10 points in win at UC Riverside ... Seven points, six assists in win at Central Michigan ... Nine points, nine assists, eight rebounds vs. San Jose State ... Nine points, five rebounds in win vs. Utah Valley ... 19 points and 12 assists (a record for a Pepperdine true freshman) vs. Green Bay ... 15 points, six assists vs. Indiana State ... 10 points vs. Cal State Fullerton ... Scored 14 of his 18 points in the second half of comeback win vs. UC Irvine ... 17 points at Washington State (15 in the second half) ... 13 points, seven rebounds in home win vs. San Diego.

### Season/Career Highs — Major

Points..... 19 vs. Green Bay (11/28)  
 Rebounds..... 8 vs. San Jose State (11/20)  
 Assists..... 12 vs. Green Bay (11/28)  
 Blocked Shots..... 2 at UC Irvine (12/7)  
 Steals..... 2, several  
 Minutes..... 34, twice  
 FG Made..... 9 vs. Green Bay (11/28)  
 3FG Made..... 3, twice  
 FT Made..... 6 at UC Irvine (12/7)

# PEPPERDINE PLAYER NOTES

## AUSTIN MILLS



**#13 • G • 6-0 • 170 • So. • 1V**  
**Beverly Hills, Calif.**  
**Beverly Hills HS**

- One of three walk-ons on the team.
  - Played an increasingly more important role as his freshman season went on, and averaged 2.4 points in 10.4 minutes in 24 games.
  - Co-MVP of the Ocean League after averaging 25 points, six assists and three rebounds as a prep senior.
  - A pre-business administration major.
- 2013-14 Notes:** Five points in win at UC Riverside ... Eight points, six assists in win at Central Michigan.

### Season Highs — Mills

Points..... 8 at Central Michigan (11/16)  
 Rebounds ..... 3, twice  
 Assists ..... 6 at Central Michigan (11/16)  
 Blocked Shots..... 1, several  
 Steals..... 2 vs. Houston Baptist (12/21)  
 Minutes ..... 17 at Central Michigan (11/16)  
 FG Made..... 2, several  
 3FG Made..... 2 at Central Michigan (11/16)  
 FT Made ..... 2 at Central Michigan (11/16)

### Career Highs — Mills

Points..... 10 at Gonzaga (2/7/13)  
 Rebounds ..... 5 at Santa Clara (2/16/13)  
 Assists ..... 6 at Central Michigan (11/16/13)  
 Blocked Shots..... 1, twice  
 Steals..... 2, twice (last vs. Houston Baptist, 12/21/13)  
 Minutes ..... 28 at Gonzaga (2/7/13)  
 FG Made..... 3 at Gonzaga (2/7/13)  
 3FG Made..... 2, twice (last at Central Mich., 11/16/13)  
 FT Made ..... 8 at Santa Clara (2/16/13)

## LAMOND MURRAY JR.



**#30 • G/F • 6-5 • 200 • Fr.**  
**Los Angeles, Calif.**  
**Bishop Montgomery HS**

- Named the 2013 Daily Breeze Area Player of the Year and the Del Rey League MVP.
  - Scored 1,824 points in his high school career, and averaged 22.3 points and 9.6 rebounds as a senior.
  - His father, Lamond Sr., played at California and in the NBA for 11 seasons.
- 2013-14 Notes:** 13 points off the bench in his debut vs. San Diego Christian ... Six points, five rebounds in home win vs. Houston Baptist.

### Season/Career Highs — Murray

Points..... 13 vs. San Diego Christian (11/9)  
 Rebounds ..... 5 vs. Houston Baptist (12/21)  
 Assists ..... 2 vs. Denver (11/29)  
 Blocked Shots..... 1, twice  
 Steals..... 1, twice  
 Minutes ..... 28 at Washington State (12/15)  
 FG Made..... 5 vs. San Diego Christian (11/9)  
 3FG Made..... 1, twice  
 FT Made ..... 3 vs. San Diego Christian (11/9)

## JETT RAINES



**#45 • F • 6-7 • 215 • So. • 1V**  
**Coppell, Texas**  
**Coppell HS**

- Earned 2012-13 WCC Commissioner's Honor Roll "bronze" honors.
  - Had one of the most productive seasons among WCC freshmen last year, appearing in all 30 games and averaging 6.6 points and 3.8 rebounds in 22.3 minutes.
  - Named to the 2012 Tulane Classic all-tournament team.
  - Late bloomer was named to the TABC all-state 5A team, the Dallas Morning News all-area third team and the District 7-5A Offensive Player of the Year as a prep senior.
  - Majoring in computer science and math.
- 2013-14 Notes:** A hand injury kept him out for the first eight games of the season ... Made his season debut vs. Cal State Fullerton and scored four points in seven minutes ... Seven points, six rebounds in 13 minutes at UC Irvine.


### Season Highs — Raines

Points..... 7 at UC Irvine (12/7)  
 Rebounds ..... 6 at UC Irvine (12/7)  
 Assists .....  
 Blocked Shots.....  
 Steals..... 1 at Washington State (12/15)  
 Minutes ..... 15 at Washington State (12/15)  
 FG Made..... 2, twice  
 3FG Made.....  
 FT Made ..... 3 at UC Irvine (12/7)

### Career Highs — Raines

Points..... 13 at San Diego (3/2/13)  
 Rebounds ..... 8, twice (last vs. BYU, 1/31/13)  
 Assists ..... 1, several  
 Blocked Shots..... 1, several  
 Steals..... 2, twice  
 Minutes ..... 34 at Houston Baptist (11/20/12)  
 FG Made..... 6 at Houston Baptist (11/20/12)  
 3FG Made.....  
 FT Made ..... 4 at Santa Clara (2/16/13)

## ATIF RUSSELL



**#11 • G/F • 6-5 • 210 • So. • 1V**  
**Katy, Texas**  
**Seven Lakes HS**

- Was one of the team's top defenders as a freshman, coming off the bench in 28 games and averaging 2.7 points in 13.5 minutes.
  - Earned District 19-5A first team honors as a prep senior and junior and was honorable mention as a sophomore.
  - Scored more than 1,000 career points and made a school-record 143 three-pointers.
  - A pre-business administration major.
- 2013-14 Notes:** Seven points in 13 minutes off the bench vs. San Diego Christian ... Seven points, including go-ahead three-point play with 3:25 left, in home win vs. Houston Baptist ... Made first career start in home win vs. San Diego and had five points and three assists.

### Season Highs — Russell

Points..... 7, twice  
 Rebounds ..... 2, several  
 Assists ..... 3 vs. San Diego (12/28)  
 Blocked Shots..... 1 at Central Michigan (11/16)  
 Steals..... 2 at Central Michigan (11/16)  
 Minutes ..... 23 at UC Riverside (11/13)  
 FG Made..... 2, several  
 3FG Made..... 1, twice  
 FT Made ..... 5 vs. Houston Baptist (12/21)

### Career Highs — Russell

Points..... 10 vs. Central Michigan (12/16/12)  
 Rebounds ..... 5, twice (last at USD, 3/2/13)  
 Assists ..... 3 vs. San Diego (12/28/13)  
 Blocked Shots..... 1, twice  
 Steals..... 2 at Central Michigan (11/16/13)  
 Minutes ..... 27 at Saint Mary's (1/26/13)  
 FG Made..... 4 vs. Central Michigan (12/16/12)  
 3FG Made..... 2 vs. Central Michigan (12/16/12)  
 FT Made ..... 5 vs. Houston Baptist (12/21/13)

# PEPPERDINE PLAYER NOTES

## NIKOLAS SKOUEN



**#31 • G • 6-4 • 195 • Sr. • 2V**  
**Bergen, Norway**  
**Pratt CC**

- Led the team in three-pointers made in each of the last two seasons, including 58 of them in 2012-13.
- Averaged 8.0 points (30th in the WCC) in 22.5 minutes last season.
- Ranked third in the WCC in three-point percentage (46.4%) last year, which was third on Pepperdine's single-season list.
- Played with the Norwegian senior national team during summer 2011, and first played in the system at the age of 16.
- Majoring in psychology.

**2013-14 Notes:** 10 points in win at UC Riverside ... Eight points in win at Central Michigan ... 13 points, four assists vs. San Jose State ... 10 points in win vs. Utah Valley, including the 100th three-pointer of his career.

### Season Highs — Skouen

Points..... 13 vs. San Jose State (11/20)  
 Rebounds ..... 3 at UC Riverside (11/13)  
 Assists ..... 4 vs. San Jose State (11/20)  
 Blocked Shots..... 1, twice  
 Steals..... 2 at UC Riverside (11/13)  
 Minutes..... 36 vs. San Jose State (11/20)  
 FG Made..... 5 vs. San Jose State (11/20)  
 3FG Made..... 3 vs. San Jose State (11/20)  
 FT Made ..... 4, twice

### Career Highs — Skouen

Points..... 19 at San Francisco (2/23/13)  
 Rebounds ..... 5 at UTSA (11/26/11)  
 Assists ..... 4 vs. San Jose State (11/20/13)  
 Blocked Shots..... 1, several  
 Steals..... 2, several (last at UCR, 11/13/13)  
 Minutes..... 38, several (last at USF, 2/23/13)  
 FG Made..... 6, twice (last vs. BYU, 1/31/13)  
 3FG Made..... 5 at San Francisco (2/23/13)  
 FT Made ..... 4, several (last vs. UVU, 11/23/13)

## ALLEN STEVENS



**#2 • G • 5-10 • 150 • Jr. • 1V**  
**Moorpark, Calif.**  
**Oaks Christian HS**


- Earned 2012-13 WCC Commissioner's Honor Roll "bronze" honors.
- One of three walk-ons on the squad.
- Appeared in five games last season, his first as a player on the team.
- Served as a student manager as a freshman.
- Played one year on the varsity at Oaks Christian.
- Majoring in sports medicine.

**2013-14 Notes:** —

### Career Highs — Stevens

Points..... 2, twice  
 Rebounds .....  
 Assists .....  
 Blocked Shots.....  
 Steals.....  
 Minutes..... 4 vs. Saint Mary's (2/27/13)  
 FG Made..... 1 at Gonzaga (2/7/13)  
 3FG Made.....  
 FT Made ..... 2 vs. Saint Mary's (2/27/13)

## AMADI UDENYI



**#0 • G • 6-0 • 195 • Fr.**  
**Oakland, Calif.**

### St. Thomas More Prep


- Spent last year at a prep school, but was injured for much of basketball season.
- A three-year starter at De La Salle High School, a Northern California powerhouse.
- Named the East Bay Athletic League's Most Valuable Player as a senior and was on the MaxPreps All-State Division I second team after averaging 16.1 points and 5.1 assists.
- Majoring in journalism.

**2013-14 Notes:** Started the opener vs. San Diego Christian and had six points, four rebounds and four assists in his debut ... Injured a knee in the UC Riverside game and missed the next 10 games. Returned in the home win vs. San Diego and had five assists.

### Season/Career Highs — Udenyi

Points..... 6 vs. San Diego Christian (11/9)  
 Rebounds ..... 4 vs. San Diego Christian (11/9)  
 Assists ..... 5 vs. San Diego (12/28)  
 Blocked Shots.....  
 Steals..... 3 vs. San Diego Christian (11/9)  
 Minutes..... 28 vs. San Diego Christian (11/9)  
 FG Made..... 2 vs. San Diego Christian (11/9)  
 3FG Made..... 1, several  
 FT Made ..... 1 vs. San Diego Christian (11/9)

## JEFF VAN DYKE



**#10 • G • 6-2 • 180 • Fr.**  
**Carlsbad, Calif.**  
**La Costa Canyon HS**

- Earned All-CIF San Diego Section first team honors and was the Avocado West League MVP as a senior.
  - Averaged 15.1 points and made 91 three-pointers his final season.
  - Tied a school record with nine three-pointers in one game.
- 2013-14 Notes:** Sank a three-pointer in his first career shot vs. San Diego Christian ... Made first career start vs. Utah Valley.

### Season/Career Highs — Van Dyke

Points..... 3, several  
 Rebounds ..... 2 vs. San Diego Christian (11/9)  
 Assists ..... 1, several  
 Blocked Shots.....  
 Steals..... 2 vs. San Diego Christian (11/9)  
 Minutes..... 17 vs. San Diego Christian (11/9)  
 FG Made..... 1, several  
 3FG Made..... 1, several  
 FT Made .....



**2013-14 Pepperdine Men's Basketball**  
 Pepperdine Combined Team Statistics (as of Dec 28, 2013)  
**All games**



<b>RECORD:</b>	<b>OVERALL</b>	<b>HOME</b>	<b>AWAY</b>	<b>NEUTRAL</b>
ALL GAMES	8-5	4-2	3-1	1-2
CONFERENCE	1-0	1-0	0-0	0-0
NON-CONFERENCE	7-5	3-2	3-1	1-2

#	Player	gp-gs	min	avg	Total		3-Point		F-Throw		Rebounds				pf	dq	a	to	blk	stl	pts	avg
					fg-fga	fg%	3fg-fga	3fg%	ft-fa	ft%	off	def	tot	avg								
05	DAVIS, Stacy	13-12	392	30.2	67-131	.511	10-20	.500	62-87	.713	22	72	94	7.2	26	1	22	25	7	6	206	15.8
21	LANE, Brendan	13-13	377	29.0	86-136	.632	4-8	.500	21-39	.538	32	73	105	8.1	34	0	21	18	30	6	197	15.2
03	MAJOR, Jeremy	13-13	384	29.5	55-109	.505	14-31	.452	26-38	.684	7	35	42	3.2	23	1	60	27	4	12	150	11.5
15	BROOKS, Malcolm	13-13	320	24.6	37-86	.430	16-42	.381	22-29	.759	4	31	35	2.7	31	0	26	9	2	4	112	8.6
44	KRAMER, Malte	13-7	254	19.5	23-49	.469	14-32	.438	6-12	.500	1	23	24	1.8	19	0	16	13	4	3	66	5.1
31	SKOUEN, Nikolas	13-2	184	14.2	16-47	.340	13-40	.325	12-12	1.000	3	10	13	1.0	18	0	9	9	2	4	57	4.4
00	UDENYI, Amadi	3-2	56	18.7	4-14	.286	3-8	.375	1-2	.500	0	5	5	1.7	5	0	10	9	0	3	12	4.0
11	RUSSELL, Atif	10-1	120	12.0	11-24	.458	2-5	.400	11-12	.917	4	10	14	1.4	14	1	9	10	1	4	35	3.5
45	RAINES, Jett	5-0	55	11.0	6-11	.545	0-0	.000	5-7	.714	9	4	13	2.6	6	0	0	4	0	1	17	3.4
30	MURRAY JR., Lamond	13-0	141	10.8	16-36	.444	2-10	.200	7-12	.583	5	22	27	2.1	16	0	7	10	2	2	41	3.2
13	MILLS, Austin	12-0	110	9.2	11-29	.379	4-18	.222	4-11	.364	1	11	12	1.0	17	0	11	13	3	4	30	2.5
12	JESPERSON, David	12-1	124	10.3	7-15	.467	0-4	.000	2-2	1.000	10	19	29	2.4	9	0	2	7	5	3	16	1.3
10	VAN DYKE, Jeff	10-1	83	8.3	4-14	.286	4-14	.286	0-0	.000	1	4	5	0.5	15	0	4	6	0	3	12	1.2
Team											21	22	43				1					
Total.....		13	2600		343-701	.489	86-232	.371	179-263	.681	120	341	461	35.5	233	3	197	161	60	55	951	73.2
Opponents.....		13	2600		330-765	.431	92-255	.361	168-254	.661	143	288	431	33.2	227	2	188	126	55	93	920	70.8

<b>TEAM STATISTICS</b>	<b>PEP</b>	<b>OPP</b>	<b>Date</b>	<b>Opponent</b>	<b>Score</b>	<b>Att.</b>
SCORING	951	920	11/09/13	SAN DIEGO CHRISTIAN	w 81-68	937
Points per game	73.2	70.8	11/13/13	at UC Riverside	w 69-66	0
Scoring margin	+2.4	-	11/16/13	at Central Michigan	w 88-71	1593
FIELD GOALS-ATT	343-701	330-765	11/20/13	SAN JOSE STATE	L 77-83	847
Field goal pct	.489	.431	11/23/13	UTAH VALLEY	w 58-53	614
3 POINT FG-ATT	86-232	92-255	# 11/28/13	vs Green Bay	L 89-97	3815
3-point FG pct	.371	.361	# 11/29/13	vs Denver	w 68-56	3926
3-pt FG made per game	6.6	7.1	# 11/30/13	vs Indiana State	L 70-73	3898
FREE THROWS-ATT	179-263	168-254	12/04/13	CAL STATE FULLERTON	L 64-78	592
Free throw pct	.681	.661	12/07/13	at UC Irvine	w 75-69	2283
F-Throws made per game	13.8	12.9	12/15/13	at Washington State	L 61-78	2243
REBOUNDS	461	431	12/21/13	HOUSTON BAPTIST	w 76-64	810
Rebounds per game	35.5	33.2	* 12/28/13	SAN DIEGO	w 75-64	1037
Rebounding margin	+2.3	-				
ASSISTS	197	188				
Assists per game	15.2	14.5				
TURNOVERS	161	126				
Turnovers per game	12.4	9.7				
Turnover margin	-2.7	-				
Assist/turnover ratio	1.2	1.5				
STEALS	55	93				
Steals per game	4.2	7.2				
BLOCKS	60	55				
Blocks per game	4.6	4.2				
ATTENDANCE	4837	17758				
Home games-Avg/Game	6-806	4-1530				
Neutral site-Avg/Game	-	3-3880				

\* = West Coast Conference game  
 # = Great Alaska Shootout (Anchorage, Alaska)

<b>Score by Periods</b>	<b>1st</b>	<b>2nd</b>	<b>Totals</b>
Pepperdine	448	503	951
Opponents	426	494	920



**2013-14 Pepperdine Men's Basketball**  
 Pepperdine Combined Team Statistics (as of Dec 28, 2013)  
**Conference games**



<b>RECORD:</b>	<b>OVERALL</b>	<b>HOME</b>	<b>AWAY</b>	<b>NEUTRAL</b>
ALL GAMES	1-0	1-0	0-0	0-0
CONFERENCE	1-0	1-0	0-0	0-0
NON-CONFERENCE	0-0	0-0	0-0	0-0

#	Player	gp-gs	min	avg	Total		3-Point		F-Throw		Rebounds				pf	dq	a	to	blk	stl	pts	avg
					fg-fga	fg%	3fg-fga	3fg%	ft-fga	ft%	off	def	tot	avg								
15	BROOKS, Malcolm	1-1	35	35.0	7-13	.538	4-8	.500	2-3	.667	0	4	4	4.0	2	0	3	1	0	0	20	20.0
21	LANE, Brendan	1-1	31	31.0	8-10	.800	0-0	.000	2-3	.667	1	1	2	2.0	2	0	0	1	2	2	18	18.0
03	MAJOR, Jeremy	1-1	30	30.0	5-9	.556	3-4	.750	0-0	.000	3	4	7	7.0	1	0	4	2	0	2	13	13.0
05	DAVIS, Stacy	1-1	33	33.0	3-13	.231	0-2	.000	5-6	.833	3	7	10	10.0	1	0	5	0	1	2	11	11.0
11	RUSSELL, Atif	1-1	19	19.0	2-4	.500	0-1	.000	1-1	1.000	1	0	1	1.0	5	1	3	1	0	1	5	5.0
44	KRAMER, Malte	1-0	8	8.0	1-3	.333	1-3	.333	0-0	.000	0	0	0	0.0	0	0	0	0	0	0	3	3.0
00	UDENYI, Amadi	1-0	24	24.0	1-4	.250	1-4	.250	0-0	.000	0	1	1	1.0	2	0	5	2	0	0	3	3.0
45	RAINES, Jett	1-0	8	8.0	0-0	.000	0-0	.000	2-2	1.000	2	0	2	2.0	1	0	0	0	0	0	2	2.0
30	MURRAY JR., Lamond	1-0	7	7.0	0-1	.000	0-0	.000	0-0	.000	0	1	1	1.0	2	0	0	1	0	0	0	0.0
31	SKOUEN, Nikolas	1-0	5	5.0	0-0	.000	0-0	.000	0-0	.000	0	1	1	1.0	2	0	0	0	0	0	0	0.0
Team											2	0	2									
Total.....		1	200		27-57	.474	9-22	.409	12-15	.800	12	19	31	31.0	18	1	20	8	3	7	75	75.0
Opponents.....		1	200		23-56	.411	7-16	.438	11-17	.647	18	19	37	37.0	16	0	9	14	9	2	64	64.0

<b>TEAM STATISTICS</b>	<b>PEP</b>	<b>OPP</b>	<b>Date</b>	<b>Opponent</b>	<b>Score</b>	<b>Att.</b>
SCORING	75	64	* 12/28/13	SAN DIEGO	w 75-64	1037
Points per game	75.0	64.0				
Scoring margin	+11.0	-				
FIELD GOALS-ATT	27-57	23-56				
Field goal pct	.474	.411				
3 POINT FG-ATT	9-22	7-16				
3-point FG pct	.409	.438				
3-pt FG made per game	9.0	7.0				
FREE THROWS-ATT	12-15	11-17				
Free throw pct	.800	.647				
F-Throws made per game	12.0	11.0				
REBOUNDS	31	37				
Rebounds per game	31.0	37.0				
Rebounding margin	-6.0	-				
ASSISTS	20	9				
Assists per game	20.0	9.0				
TURNOVERS	8	14				
Turnovers per game	8.0	14.0				
Turnover margin	+6.0	-				
Assist/turnover ratio	2.5	0.6				
STEALS	7	2				
Steals per game	7.0	2.0				
BLOCKS	3	9				
Blocks per game	3.0	9.0				
ATTENDANCE	1037	0				
Home games-Avg/Game	1-1037	0-0				
Neutral site-Avg/Game	-	0-0				

\* = West Coast Conference game  
 # = Great Alaska Shootout (Anchorage, Alaska)

<b>Score by Periods</b>	<b>1st</b>	<b>2nd</b>	<b>Totals</b>
Pepperdine	34	41	75
Opponents	26	38	64



**2013-14 Pepperdine Men's Basketball**  
 Pepperdine Points-Rebounds-Assists (as of Dec 28, 2013)  
**All games**



Opponent	Date	Score		00	03	05	10	11	12	13
				UDENYI,AMA	MAJOR,JERE	DAVIS,STAC	VAN DYKE,J	RUSSELL,AT	JESPERSON,	MILLS,AUST
SAN DIEGO CHRISTIAN	11/09/13	81-68	w	6-4-4	8-0-4	24-5-3	3-2-1	7-2-1	0-1-0	0-2-1
at UC Riverside	11/13/13	69-66	w	3-0-1	10-5-4	23-9-2	0-0-0	2-1-1	0-1-0	5-0-0
at Central Michigan	11/16/13	88-71	w	DNP	7-3-6	24-7-0	3-0-0	4-2-1	0-1-1	8-3-6
SAN JOSE STATE	11/20/13	77-83	L	DNP	9-8-9	20-9-0	0-1-0	5-1-1	0-1-0	0-0-0
UTAH VALLEY	11/23/13	58-53	w	DNP	9-5-0	7-9-2	3-0-1	0-0-1	2-4-0	3-0-0
vs Green Bay	11/28/13	89-97	L	DNP	19-3-12	7-2-0	3-0-1	DNP	8-12-0	0-0-0
vs Denver	11/29/13	68-56	w	DNP	6-2-7	22-4-1	DNP	DNP	2-2-0	5-3-1
vs Indiana State	11/30/13	70-73	L	DNP	15-2-6	12-5-2	DNP	DNP	0-3-1	3-2-1
CAL STATE FULLERTON	12/04/13	64-78	L	DNP	10-4-4	5-8-0	0-0-1	2-1-0	2-3-0	0-0-0
at UC Irvine	12/07/13	75-69	w	DNP	18-2-1	18-10-3	0-1-0	0-2-0	2-0-0	2-1-0
at Washington State	12/15/13	61-78	L	DNP	17-0-2	12-6-3	0-1-0	3-2-0	0-0-0	2-1-1
HOUSTON BAPTIST	12/21/13	76-64	w	DNP	9-1-1	21-10-1	0-0-0	7-2-1	0-1-0	2-0-1
SAN DIEGO	12/28/13	75-64	w	3-1-5	13-7-4	11-10-5	DNP	5-1-3	DNP	DNP

Opponent	Date	Score		15	21	30	31	44	45
				BROOKS,MAL	LANE,BREND	MURRAY JR.	SKOUE,NIK	KRAMER,MAL	RAINES,JET
SAN DIEGO CHRISTIAN	11/09/13	81-68	w	6-4-4	12-14-1	13-3-1	0-1-0	2-1-0	DNP
at UC Riverside	11/13/13	69-66	w	6-2-0	10-9-1	0-1-0	10-3-1	0-4-1	DNP
at Central Michigan	11/16/13	88-71	w	7-0-1	15-10-4	4-1-0	8-2-2	8-2-3	DNP
SAN JOSE STATE	11/20/13	77-83	L	6-3-0	23-9-0	0-3-0	13-1-4	1-3-0	DNP
UTAH VALLEY	11/23/13	58-53	w	4-3-1	11-10-1	2-3-1	10-2-0	7-1-2	DNP
vs Green Bay	11/28/13	89-97	L	8-3-1	26-13-1	0-0-0	6-0-0	12-1-1	DNP
vs Denver	11/29/13	68-56	w	8-2-0	12-5-5	0-3-2	7-1-0	6-1-0	DNP
vs Indiana State	11/30/13	70-73	L	7-3-2	13-6-1	3-2-1	3-0-0	14-1-4	DNP
CAL STATE FULLERTON	12/04/13	64-78	L	7-3-5	24-2-3	3-2-0	0-1-0	7-3-2	4-2-0
at UC Irvine	12/07/13	75-69	w	16-1-1	4-6-3	5-1-0	0-1-2	3-3-2	7-6-0
at Washington State	12/15/13	61-78	L	9-2-3	8-8-0	5-2-1	0-0-0	3-1-0	2-2-0
HOUSTON BAPTIST	12/21/13	76-64	w	8-5-5	21-11-1	6-5-1	0-0-0	0-3-1	2-1-0
SAN DIEGO	12/28/13	75-64	w	20-4-3	18-2-0	0-1-0	0-1-0	3-0-0	2-2-0



**2013-14 Pepperdine Men's Basketball**  
 Pepperdine Season/Career Statistics (as of Dec 28, 2013)  
**All games**



SEASON STATISTICS

CAREER STATISTICS

SUMMARY	gp-gs	min/g	fg%	3fg%	ft%	r/g	a/g	stl	blk	pts/g	gp-gs	min/g	fg%	3fg%	ft%	r/g	a/g	stl	blk	pts/g
DAVIS, Stacy	13-12	30.2	.511	.500	.713	7.2	1.7	6	7	15.8	43-37	30.3	.467	.455	.733	7.3	1.4	27	20	12.6
LANE, Brendan	13-13	29.0	.632	.500	.538	8.1	1.6	6	30	15.2	13-13	29.0	.632	.500	.538	8.1	1.6	6	30	15.2
MAJOR, Jeremy	13-13	29.5	.505	.452	.684	3.2	4.6	12	4	11.5	13-13	29.5	.505	.452	.684	3.2	4.6	12	4	11.5
BROOKS, Malcolm	13-13	24.6	.430	.381	.759	2.7	2.0	4	2	8.6	13-13	24.6	.430	.381	.759	2.7	2.0	4	2	8.6
KRAMER, Malte	13-7	19.5	.469	.438	.500	1.8	1.2	3	4	5.1	18-7	16.9	.400	.372	.500	1.6	0.9	3	4	4.2
SKOUEEN, Nikolas	13-2	14.2	.340	.325	1.000	1.0	0.7	4	2	4.4	71-30	19.2	.387	.382	.813	1.6	0.6	29	4	6.2
UDENYI, Amadi	3-2	18.7	.286	.375	.500	1.7	3.3	3	0	4.0	3-2	18.7	.286	.375	.500	1.7	3.3	3	0	4.0
RUSSELL, Atif	10-1	12.0	.458	.400	.917	1.4	0.9	4	1	3.5	38-1	13.1	.418	.342	.640	1.6	0.5	12	2	2.9
RAINES, Jett	5-0	11.0	.545	.000	.714	2.6	0.0	1	0	3.4	35-21	20.7	.503	.000	.745	3.6	0.2	15	5	6.1
MURRAY JR., Lamond	13-0	10.8	.444	.200	.583	2.1	0.5	2	2	3.2	13-0	10.8	.444	.200	.583	2.1	0.5	2	2	3.2
MILLS, Austin	12-0	9.2	.379	.222	.364	1.0	0.9	4	3	2.5	36-1	10.0	.317	.255	.639	0.7	0.8	10	3	2.4
JESPERSON, David	12-1	10.3	.467	.000	1.000	2.4	0.2	3	5	1.3	12-1	10.3	.467	.000	1.000	2.4	0.2	3	5	1.3
VAN DYKE, Jeff	10-1	8.3	.286	.286	.000	0.5	0.4	3	0	1.2	10-1	8.3	.286	.286	.000	0.5	0.4	3	0	1.2

SCORING	fg-fga	fg%	3fg-fga	3fg%	ft-fta	ft%	pts	pts/g	fg-fga	fg%	3fg-fga	3fg%	ft-fta	ft%	pts	pts/g
DAVIS, Stacy	67-131	.511	10-20	.500	62-87	.713	206	15.8	195-418	.467	10-22	.455	143-195	.733	543	12.6
LANE, Brendan	86-136	.632	4-8	.500	21-39	.538	197	15.2	86-136	.632	4-8	.500	21-39	.538	197	15.2
MAJOR, Jeremy	55-109	.505	14-31	.452	26-38	.684	150	11.5	55-109	.505	14-31	.452	26-38	.684	150	11.5
BROOKS, Malcolm	37-86	.430	16-42	.381	22-29	.759	112	8.6	37-86	.430	16-42	.381	22-29	.759	112	8.6
KRAMER, Malte	23-49	.469	14-32	.438	6-12	.500	66	5.1	26-65	.400	16-43	.372	7-14	.500	75	4.2
SKOUEEN, Nikolas	16-47	.340	13-40	.325	12-12	1.000	57	4.4	142-367	.387	104-272	.382	52-64	.813	440	6.2
UDENYI, Amadi	4-14	.286	3-8	.375	1-2	.500	12	4.0	4-14	.286	3-8	.375	1-2	.500	12	4.0
RUSSELL, Atif	11-24	.458	2-5	.400	11-12	.917	35	3.5	41-98	.418	13-38	.342	16-25	.640	111	2.9
RAINES, Jett	6-11	.545	0-0	.000	5-7	.714	17	3.4	87-173	.503	0-3	.000	41-55	.745	215	6.1
MURRAY JR., Lamond	16-36	.444	2-10	.200	7-12	.583	41	3.2	16-36	.444	2-10	.200	7-12	.583	41	3.2
MILLS, Austin	11-29	.379	4-18	.222	4-11	.364	30	2.5	26-82	.317	13-51	.255	23-36	.639	88	2.4
JESPERSON, David	7-15	.467	0-4	.000	2-2	1.000	16	1.3	7-15	.467	0-4	.000	2-2	1.000	16	1.3
VAN DYKE, Jeff	4-14	.286	4-14	.286	0-0	.000	12	1.2	4-14	.286	4-14	.286	0-0	.000	12	1.2

TOTALS	o-reb	d-reb	t-reb	pf	fo	ast	to	a/to	o-reb	d-reb	t-reb	pf	fo	ast	to	a/to
DAVIS, Stacy	22	72	94	26	1	22	25	0.9	81	231	312	81	2	62	99	0.6
LANE, Brendan	32	73	105	34	0	21	18	1.2	32	73	105	34	0	21	18	1.2
MAJOR, Jeremy	7	35	42	23	1	60	27	2.2	7	35	42	23	1	60	27	2.2
BROOKS, Malcolm	4	31	35	31	0	26	9	2.9	4	31	35	31	0	26	9	2.9
KRAMER, Malte	1	23	24	19	0	16	13	1.2	3	25	28	23	0	16	15	1.1
SKOUEEN, Nikolas	3	10	13	18	0	9	9	1.0	23	88	111	98	2	42	62	0.7
UDENYI, Amadi	0	5	5	5	0	10	9	1.1	0	5	5	5	0	10	9	1.1
RUSSELL, Atif	4	10	14	14	1	9	10	0.9	21	39	60	57	1	20	36	0.6
RAINES, Jett	9	4	13	6	0	0	4	0.0	45	81	126	66	2	7	26	0.3
MURRAY JR., Lamond	5	22	27	16	0	7	10	0.7	5	22	27	16	0	7	10	0.7
MILLS, Austin	1	11	12	17	0	11	13	0.8	6	20	26	31	0	28	40	0.7
JESPERSON, David	10	19	29	9	0	2	7	0.3	10	19	29	9	0	2	7	0.3
VAN DYKE, Jeff	1	4	5	15	0	4	6	0.7	1	4	5	15	0	4	6	0.7



**2013-14 Pepperdine Men's Basketball**  
 Pepperdine Team Game-by-Game Comparison (as of Dec 28, 2013)  
**All games**



Opponent	1st	2nd	Score	Mar	Total FG	FG Pct	3-Pointers	3FG Pct	Free Throws	FT Pct	Rebounds	Assist	T/Over	Block	Steal	Fouls
SAN DIEGO CHRISTIAN	35/35	46/33	81-68	+13	31-59/24-61	.525/.393	4-18/10-28	.222/.357	15-21/10-12	.714/.833	40/32 +8	20/16	16/17	8/2	10/10	14/15
UC Riverside	40/32	29/34	69-66	+3	20-48/26-58	.417/.448	9-18/3-16	.500/.188	20-26/11-17	.769/.647	38/28 +10	11/12	15/9	6/4	5/10	18/19
Central Michigan	38/41	50/30	88-71	+17	34-60/27-68	.567/.397	10-25/6-23	.400/.261	10-12/11-14	.833/.786	34/37 (3)	24/10	9/11	10/2	6/5	16/14
SAN JOSE STATE	44/34	33/49	77-83	(6)	27-58/27-62	.466/.435	5-22/14-27	.227/.519	18-28/15-24	.643/.625	43/38 +5	14/13	9/6	8/3	1/5	17/20
UTAH VALLEY	22/24	36/29	58-53	+5	18-43/19-60	.419/.317	5-16/6-22	.313/.273	17-26/9-14	.654/.643	42/33 +9	9/13	15/6	4/3	4/9	12/20
Green Bay	38/39	51/58	89-97	(8)	36-65/31-67	.554/.463	13-24/10-19	.542/.526	4-7/25-35	.571/.714	39/33 +6	16/25	20/4	5/11	2/13	25/11
Denver	38/15	30/41	68-56	+12	25-35/19-56	.714/.339	3-7/8-23	.429/.348	15-22/10-14	.682/.714	26/27 (1)	16/13	15/10	2/1	4/9	13/20
Indiana State	35/33	35/40	70-73	(3)	26-45/27-50	.578/.540	10-20/6-12	.500/.500	8-13/13-16	.615/.813	26/17 +9	18/16	16/7	3/2	2/10	20/14
CAL STATE FULLERTON	37/32	27/46	64-78	(14)	24-60/30-59	.400/.508	4-17/3-14	.235/.214	12-18/15-22	.667/.682	29/42 (13)	15/14	6/8	2/4	3/2	21/15
UC Irvine	30/40	45/29	75-69	+6	26-57/24-53	.456/.453	7-18/8-18	.389/.444	16-24/13-21	.667/.619	38/35 +3	12/17	8/12	4/8	3/6	21/20
Washington State	26/41	35/37	61-78	(17)	20-52/30-56	.385/.536	7-18/5-18	.389/.278	14-29/13-30	.483/.433	34/39 (5)	10/14	15/9	0/4	4/10	23/23
HOUSTON BAPTIST	31/34	45/30	76-64	+12	29-62/23-59	.468/.390	0-7/6-19	.000/.316	18-22/12-18	.818/.667	41/33 +8	12/16	9/13	5/2	4/2	15/20
SAN DIEGO	34/26	41/38	75-64	+11	27-57/23-56	.474/.411	9-22/7-16	.409/.438	12-15/11-17	.800/.647	31/37 (6)	20/9	8/14	3/9	7/2	18/16

Note: Game totals are displayed in the format TEAM/OPPONENT for each category



# LAST FOUR GAMES



Official Basketball Box Score -- Game Totals -- Final Statistics  
**San Diego vs Pepperdine**  
 12/28/13 5:05 p.m. at Malibu, Calif. (Firestone Fieldhouse)



## San Diego 64 • 9-5, 0-1 WCC

#	Player	Total			3-Ptr			Rebounds			PF	TP	A	TO	Bk	Stl	Min
		FG-FGA	FG-FGA	FT-FTA	FG-FGA	FG-FGA	FT-FTA	Off	Def	Tot							
40	KRAMER, Dennis	f	6-10	1-2	0-0	5	3	8	2	13	0	2	3	1	35		
33	KOK, Jito	c	1-3	0-0	3-5	5	2	7	1	5	0	2	4	0	28		
00	ANDERSON, Christopher	g	2-9	0-3	4-6	3	2	5	2	8	5	1	0	0	28		
01	DEE, Johnny	g	10-19	4-6	2-2	1	4	5	2	26	1	3	0	1	31		
10	SANADZE, Duda	g	4-12	2-5	0-0	0	2	2	3	10	1	3	1	0	34		
05	SARBAUGH, Chris	g	0-2	0-0	0-2	1	0	1	2	0	1	1	0	0	12		
15	JACOBS, Thomas	g	0-1	0-0	0-0	0	3	3	1	0	1	0	0	0	9		
25	FAJEMISIN, Simi	g	0-0	0-0	2-2	1	0	1	2	2	0	1	1	0	8		
32	BAILEY, Brett	g	0-0	0-0	0-0	0	0	0	1	0	0	1	0	0	15		
Team						2	3	5									
Totals			23-56	7-16	11-17	18	19	37	16	64	9	14	9	2	200		

FG % 1st Half: 9-25 36.0% 2nd half: 14-31 45.2% Game: 23-56 41.1%  
 3FG % 1st Half: 2-4 50.0% 2nd half: 5-12 41.7% Game: 7-16 43.8%  
 FT % 1st Half: 6-10 60.0% 2nd half: 5-7 71.4% Game: 11-17 64.7%

## Pepperdine 75 • 8-5, 1-0 WCC

#	Player	Total			3-Ptr			Rebounds			PF	TP	A	TO	Bk	Stl	Min
		FG-FGA	FG-FGA	FT-FTA	FG-FGA	FG-FGA	FT-FTA	Off	Def	Tot							
05	DAVIS, Stacy	f	3-13	0-2	5-6	3	7	10	1	11	5	0	1	2	33		
21	LANE, Brendan	f	8-10	0-0	2-3	1	1	2	2	18	0	1	2	2	31		
03	MAJOR, Jeremy	g	5-9	3-4	0-0	3	4	7	1	13	4	2	0	2	30		
11	RUSSELL, Atif	g	2-4	0-1	1-1	1	0	1	5	5	3	1	0	1	19		
15	BROOKS, Malcolm	g	7-13	4-8	2-3	0	4	2	20	3	1	0	0	0	35		
00	UDENYI, Amadi	g	1-4	1-4	0-0	0	1	1	2	3	5	2	0	0	24		
30	MURRAY JR., Lamond	g	0-1	0-0	0-0	0	1	1	2	0	0	1	0	0	7		
31	SKOUEN, Nikolas	g	0-0	0-0	0-0	0	1	1	2	0	0	0	0	0	5		
44	KRAMER, Malte	g	1-3	1-3	0-0	0	0	0	0	3	0	0	0	0	8		
45	RAINES, Jett	g	0-0	0-0	2-2	2	0	2	1	2	0	0	0	0	8		
Team						2	0	2									
Totals			27-57	9-22	12-15	12	19	31	18	75	20	8	3	7	200		

FG % 1st Half: 12-29 41.4% 2nd half: 15-28 53.6% Game: 27-57 47.4%  
 3FG % 1st Half: 5-11 45.5% 2nd half: 4-11 36.4% Game: 9-22 40.9%  
 FT % 1st Half: 5-5 100.0% 2nd half: 7-10 70.0% Game: 12-15 80.0%

Officials: Michael Reed, Horace Shields, Tom Spitznagel  
 Technical fouls: San Diego-None. Pepperdine-None.  
 Attendance: 1037

Score by periods	1st	2nd	Total
San Diego	26	38	64
Pepperdine	34	41	75

	In	Off	2nd	Fast	Bench
	Paint	T/O	Chance	Break	
San Diego	30	8	16	7	2
Pepperdine	28	21	9	4	8

Last FG - USD 2nd-03:25, PEP 2nd-00:25.  
 Largest lead - USD by 1 2nd-11:39, PEP by 12 2nd-17:06.

Score tied - 2 times.  
 Lead changed - 2 times.



Official Basketball Box Score -- Game Totals -- Final Statistics  
**Pepperdine vs Washington State**  
 12/15/13 5 p.m. at Pullman, Wash. (Beasley Coliseum)



## Pepperdine 61 • 6-5

#	Player	Total			3-Ptr			Rebounds			PF	TP	A	TO	Bk	Stl	Min
		FG-FGA	FG-FGA	FT-FTA	FG-FGA	FG-FGA	FT-FTA	Off	Def	Tot							
05	DAVIS, Stacy	f	2-7	1-2	7-10	2	4	6	3	12	3	2	0	0	23		
21	LANE, Brendan	f	3-6	0-1	2-7	4	4	8	4	8	0	1	0	0	26		
44	KRAMER, Malte	f	1-4	1-3	0-2	0	1	1	0	3	0	0	0	0	17		
03	MAJOR, Jeremy	g	6-13	3-5	2-2	0	0	0	2	17	2	3	0	2	25		
15	BROOKS, Malcolm	g	3-9	1-2	2-4	0	2	2	2	9	3	3	0	1	29		
10	VAN DYKE, Jeff	g	0-2	0-2	0-0	0	1	1	3	0	0	0	0	0	12		
11	RUSSELL, Atif	g	1-2	1-1	0-0	0	2	2	1	3	0	1	0	0	11		
12	JESPERSON, David	g	0-1	0-0	0-0	0	0	0	0	0	0	1	0	0	3		
13	MILLS, Austin	g	1-1	0-0	0-0	1	0	1	2	2	1	1	0	0	8		
30	MURRAY JR., Lamond	g	2-5	0-1	1-4	1	1	2	4	5	1	2	0	0	28		
31	SKOUEN, Nikolas	g	0-1	0-1	0-0	0	0	0	0	0	0	0	0	0	3		
45	RAINES, Jett	g	1-1	0-0	0-0	0	2	2	2	0	1	0	1	1	15		
Team						4	5	9									
Totals			20-52	7-18	14-29	12	22	34	23	61	10	15	0	4	200		

FG % 1st Half: 10-27 37.0% 2nd half: 10-25 40.0% Game: 20-52 38.5%  
 3FG % 1st Half: 3-9 33.3% 2nd half: 4-9 44.4% Game: 7-18 38.9%  
 FT % 1st Half: 3-8 37.5% 2nd half: 11-21 52.4% Game: 14-29 48.3%

## Washington State 78 • 5-4

#	Player	Total			3-Ptr			Rebounds			PF	TP	A	TO	Bk	Stl	Min
		FG-FGA	FG-FGA	FT-FTA	FG-FGA	FG-FGA	FT-FTA	Off	Def	Tot							
23	Shelton, D.J.	f	3-6	1-3	2-2	0	5	5	4	9	1	1	0	0	23		
20	Ralley, Jordan	c	4-6	0-0	2-6	2	3	5	5	10	1	1	3	0	23		
10	Kernich-Drew, Dexter	g	1-4	0-3	1-2	0	3	3	2	3	3	0	0	0	14		
22	Woolridge, Royce	g	7-10	1-3	5-9	1	1	2	1	20	4	2	0	1	29		
25	Lacy, DaVonte	g	4-7	1-4	0-2	2	6	8	4	9	2	2	0	4	33		
00	Iroegbu, Ike	g	2-7	0-2	1-3	0	2	2	1	5	1	0	0	0	16		
05	Dilorio, Will	g	1-1	0-0	0-4	1	1	2	0	2	0	0	0	1	7		
15	Longrus, Junior	g	2-4	0-0	0-0	1	1	2	4	4	1	2	0	2	16		
24	Hawkinson, Josh	g	0-0	0-0	2-2	1	4	5	0	2	0	0	1	1	13		
32	Johnson, Que	g	6-11	2-3	0-0	1	2	3	2	14	1	0	0	1	26		
Team						1	1	2									
Totals			30-56	5-18	13-30	10	29	39	23	78	14	9	4	10	200		

FG % 1st Half: 18-33 54.5% 2nd half: 12-23 52.2% Game: 30-56 53.6%  
 3FG % 1st Half: 3-13 23.1% 2nd half: 2-5 40.0% Game: 5-18 27.8%  
 FT % 1st Half: 2-9 22.2% 2nd half: 11-21 52.4% Game: 13-30 43.3%

Officials: Randy McCall, Kelly Self, Gerry Pollard  
 Technical fouls: Pepperdine-None. Washington State-None.  
 Attendance: 2243

Score by periods	1st	2nd	Total
Pepperdine	26	35	61
Washington State	41	37	78

	In	Off	2nd	Fast	Bench
	Paint	T/O	Chance	Break	
Pepperdine	20	7	12	2	12
Washington State	42	15	15	6	27

Last FG - PEP 2nd-00:46, WSU 2nd-00:35.  
 Largest lead - PEP None, WSU by 18 2nd-18:45.

Score tied - 0 times.  
 Lead changed - 0 times.



Official Basketball Box Score -- Game Totals -- Final Statistics  
**Houston Baptist vs Pepperdine**  
 12/21/13 1:05 p.m. at Malibu, Calif. (Firestone Fieldhouse)



## Houston Baptist 64 • 3-9

#	Player	Total			3-Ptr			Rebounds			PF	TP	A	TO	Bk	Stl	Min
		FG-FGA	FG-FGA	FT-FTA	FG-FGA	FG-FGA	FT-FTA	Off	Def	Tot							
42	Joyce, Cody	f	5-8	0-0	2-6	2	0	2	3	12	1	1	0	0	23		
55	Vilde, Ricmonds	c	1-9	0-1	1-2	2	6	8	4	3	2	3	1	0	21		
02	Smith, Marcel	g	2-8	0-3	1-1	0	2	2	2	5	6	1	0	1	31		
03	Russell, Tyler	g	3-8	1-4	0-0	0	2	2	3	7	2	2	0	0	31		
34	Crayton, Caleb	g	2-4	2-4	2-2	0	1	1	4	8	1	1	1	0	23		
04	Stetler, Cody	g	0-1	0-0	0-0	0	1	1	0	0	0	0	0	0	3		
10	Barton, Jimmy	g	1-2	0-1	0-0	1	1	2	1	2	0	2	0	1	10		
12	Lewis, Rob	g	4-11	2-5	4-5	0	2	2	1	14	3	0	0	0	25		
21	Lasher, Colter	g	3-3	1-1	2-2	0	1	1	2	9	1	2	0	0	15		
22	Womack, Dauson	g	2-5	0-0	0-0	5	5	10	0	4	0	1	0	0	18		
Team						0	2	2									
Totals			23-59	6-19	12-18	10	23	33	20	64	16	13	2	2	200		

FG % 1st Half: 12-26 46.2% 2nd half: 11-33 33.3% Game: 23-59 39.0%  
 3FG % 1st Half: 5-12 41.7% 2nd half: 1-7 14.3% Game: 6-19 31.6%  
 FT % 1st Half: 5-10 50.0% 2nd half: 7-8 87.5% Game: 12-18 66.7%

## Pepperdine 76 • 7-5

#	Player	Total			3-Ptr			Rebounds			PF
---	--------	-------	--	--	-------	--	--	----------	--	--	----