

2011-12 BYU BASKETBALL GAME NOTES



Game 28 — BYU (21-6, 9-3) at San Francisco (17-10, 7-6)

San Francisco, Calif. • War Memorial Gym (4,800) • 7 p.m. PST

TV: ESPNU

TV Talent: Mark Neely (play-by-play) and Miles Simon (analyst)

Live Video: ESPN3.com

Radio: KSL 102.7 FM / 1160 AM

BYU Radio - Sirius XM 143

Radio Talent: Greg Wrubell (play-by-play) and Steve Cleveland (analyst)

Live Audio: KSL.com

Live Stats: BYUcougars.com

2011-12 SCHEDULE

All times local to site

OCTOBER

26 Wed	Cougar Tipoff (Exhibition)	74-71
29 Sat	Midwestern State (Ex-BYUtv) W	91-74

NOVEMBER

4 Fri	Dixie State (Ex-BYUtv)	W, 96-85
11 Fri	@ Utah State (KCSG)	L, 62-69
15 Tue	BYU-Hawaii (BYUtv)	W, 73-52
18 Fri	Longwood (BYUtv)*	W, 92-60
22 Tue	Prairie View A&M (BYUtv)*	W, 90-51
25 Fri	vs. Nevada (BYUtv)*	W, 76-55
26 Sat	vs. Wisconsin*	L, 56-73
30 Wed	vs. Northern Arizona (BYUtv) ^	W, 87-52
Tim's Toyota Center		

DECEMBER

3 Sat	vs. Oregon (ESPNU)	W, 79-65
EnergySolutions Arena		
7 Wed	Weber State (BYUtv)	W, 94-66
10 Sat	@ Utah (FSN)	W, 61-42
17 Sat	Baylor (BYUtv)	L, 83-86
20 Tue	Buffalo (BYUtv)	W, 93-78
22 Thu	UC Santa Barbara (BYUtv)	W, 89-75
27 Tue	Cal State San Marcos (BYUtv)	W, 79-51
29 Thu	@ Saint Mary's (ESPN2)	L, 82-98
31 Sat	San Diego (BYUtv)	W, 88-52

JANUARY

5 Thu	@ Loyola Marymount	W, 73-65
7 Sat	San Francisco (BYUtv)	W, 81-56
14 Sat	Santa Clara (ESPNU)	W, 95-78
16 Mon	@ San Diego (BYUtv)	W, 82-63
19 Thu	Loyola Marymount (BYUtv)	L, 68-82
21 Sat	@ Pepperdine (BYUtv)	W, 77-64
25 Wed	@ Virginia Tech (ESPN3)	W, 70-68
28 Sat	Saint Mary's (ESPN2)	L, 66-80

FEBRUARY

2 Thu	Gonzaga (ESPN2)	W, 83-73
4 Sat	@ Portland (BYUtv)	W, 79-60
11 Sat	Pepperdine (BYUtv)	W, 86-48
16 Thu	@ San Francisco (ESPNU)	7 pm
18 Sat	@ Santa Clara (ESPNU)	4 pm
23 Thu	@ Gonzaga (ESPN2)	8 pm
25 Sat	Portland (BYUtv)	4 pm
29 Wed	WCC Championships	TBA

MARCH

1 Thu	WCC Championships	TBA
2 Fri	WCC Championships (ESPNU)	TBA
3 Sat	WCC Championships (ESPN2)	TBA
5 Mon	WCC Championships (ESPN/ESPN2)	TBA

* Chicago Invitational Challenge

^ Lumberjack Classic

BYU ATHLETIC COMMUNICATIONS

30 Smith Fieldhouse • Provo, Utah 84602 • BYUcougars.com • (801) 422-8948

MBB Contact: Kyle Chilton • O: (801) 422-4909 • C: (801) 372-2080 • kyle_chilton@byu.edu

BYU Cougars

2011-12 Record21-6
WCC Record9-3
Head Coach Dave Rose
Alma Mater Houston, 1983
Career Record 180-51 (7th)
Record at BYU Same

San Francisco

2011-12 Record17-10
WCC Record7-6
Head Coach Rex Walters
Alma Mater Kansas, 1993
Career Record 90-95 (6th)
Record at USF 59-62 (5th)

Series Information

BYU leads6-5
Last Meeting
..... BYU won 81-56, 1/7/12	
In Provo4-0
At San Francisco0-4
Neutral2-1

Up Next

at Santa Clara
Thursday, Feb. 18, 4 p.m. PST	
TV ESPNU
Online Video ESPN3.com
Radio KSL Newsradio
Online Audio KSL.com

QUICK HITS

- Dave Rose is second in program history in wins (180) and first in winning percentage (.779).
- With three blocks against Pepperdine on Feb. 11, 2012, Noah Hartsock passed Russell Larson for third all-time in career blocks at BYU. Hartsock now has 167 and trails Shawn Bradley by 10 (177).
- BYU has stepped up the defensive intensity over the last three games, having forced an average of 21.0 turnovers while averaging 13.8 steals per game.

PROJECTED STARTERS



#10 • Matt Carlino • G

6-2 • 175 • Fr.
Scottsdale, Ariz.
Bloomington South HS

Pts	Reb	Ast	Stl
12.6	3.3	4.5	1.4

Has scored in double figures in 12 games, including each of the last four games ... has hit a 3-pointer in 14 of 17 games ... has posted 6-plus assists six times ... made collegiate debut on Dec. 17 against Baylor ... posted a double-double against Buffalo with 10 points, 11 assists ... had 21 points, 8 assists vs. SCU ... posted 18 points, 5 assists vs. Gonzaga



#20 • Anson Winder • G

6-3 • 195 • Fr.
Las Vegas, Nev.
Bishop Gorman HS

Pts	Reb	Ast	Stl
4.4	1.5	1.9	1.1

Has started 9 games, including 6 at point guard and 3 at shooting guard ... has scored in double figures 5 times ... has posted 3-plus steals 7 times ... tied the BYU record for consecutive 3-pointers made in a single game with 6 vs. Buffalo ... scored a career-best 20 points vs. the Bulls ... had 10 points, 5 assists and 3 steals vs. Gonzaga



#1 • Charles Abouo • G

6-5 • 215 • Sr.
Abidjan, Cote d'Ivoire
Brewster Academy

Pts	Reb	Ast	Stl
11.1	6.1	2.8	1.1

Has started all 27 games ... shooting .433 from the field, .382 from 3 ... has scored in double figures 14 times this season ... had a double-double w/19 points, 16 rebounds vs. Longwood ... posted a double-double w/23 points, 12 boards vs. Pepperdine ... totaled 14 points, 7 boards, 7 assists at USD ... has posted 4-plus assists 9 times and 2-plus steals 10 times




#34 • Noah Hartsock • F

6-8 • 230 • Sr.
Bartlesville, Okla.
Bartlesville HS

Pts	Reb	Ast	Blk
17.3	5.6	1.6	1.7

Leads the team in scoring and blocked shots ... is shooting .567 from the field and .847 from the free throw line ... has scored in double figures in 25 of 27 games this season ... has scored 20-plus points 10 times ... has shot .500 or better in all but five games and .600 or better in 11 games ... WCC Player of the Month for December



#0 • Brandon Davies • F

6-9 • 235 • Jr.
Provo, Utah
Provo HS

Pts	Reb	Ast	Blk
14.4	8.0	2.3	1.4

In WCC play is first in the league in scoring (17.8) and second in rebounding (9.1) ... has five double-doubles ... averaging at least one of everything (pts, reb, ast, stl, blk) ... shooting .493 from the field and .707 from the free throw line ... has scored in double figures in 15-straight games ... two-time WCC Player of the Week (Jan. 2 and Feb. 6)

OFF THE BYU BENCH

2	Craig Cusick	G	6-2	185	Jr.	3.3	1.3	Orem, Utah (Utah)
5	Chris Collinsworth	F	6-9	235	So.	0.0	0.5	Provo, Utah (Provo HS)
12	Josh Sharp	F	6-7	185	Fr.	1.6	1.6	Highland, Utah (Utah)
13	Brock Zylstra	G	6-6	210	Jr.	8.4	4.2	La Verne, Calif. (Bonita HS)
14	Nick Martineau	G	6-0	170	Jr.	0.9	0.5	Fruit Heights, Utah (Davis HS)
21	Stephen Rogers	F	6-8	195	Jr.	7.2	1.9	Mesa, Ariz. (Mesa CC)
24	Damarcus Harrison	G	6-5	190	Fr.	3.5	1.0	Greenwood, S.C. (Christ School)
33	Nate Austin	F/C	6-10	215	Fr.	4.3	3.8	Alpine, Utah (Lone Peak HS)

Redshirts

3	Austin Nelson	G	6-0	160	Fr.	—	—	Henderson, Nev. (Coronado HS)
15	Jaren Sweeney	G/F	6-5	190	Fr.	—	—	Mesa, Ariz. (Mountain View HS)
42	Ian Harward	F/C	6-10	215	Fr.	—	—	Orem, Utah (Orem HS)

Totalled 3 points, 5 assists and 1 steal vs. Pepperdine
Had his right knee scoped on Dec. 13, out 6 to 12 weeks from that date
Posted 3 points and 1 assist vs. Pepperdine
Did not play vs. Pepperdine due to a sprained ankle suffered at Portland
Scored 5 points and added 1 rebound vs. Pepperdine
Did not play vs. Pepperdine, out 2 weeks with knee soreness
Scored 6 points and added 2 steals vs. Pepperdine
Posted 4 points, 8 rebounds, 1 block and 1 steal vs. Pepperdine

Coronado's all-time leader in scoring and assists
Earned first-team all-state honors and helped Mountain View to a state title
Prepped at Orem High School where he averaged 14.0 points as a senior



BYU SERIES VS. SAN FRANCISCO

Overall Series Record: BYU leads 6-5

BYU Record in Provo: 4-0

BYU Record in San Francisco: 0-4

BYU Record at Neutral Sites: 2-1

BYU Record under Dave Rose: 2-0

12-20-46	vs. San Francisco+	45-36	W
12-12-52	San Francisco	53-52	W
12-22-53	San Francisco	68-61	W
12-13-68	at San Francisco*	75-79	L
12-13-74	at San Francisco	84-103	L
3-10-79	vs. No. 19 San Francisco#	63-86	L
11-30-00	at San Francisco	70-80	L
1-2-02	San Francisco	65-51	W
12-23-02	at San Francisco	72-84	L
12-5-09	vs. San Francisco~	69-43	W
1-7-12	San Francisco	81-56	W

+ Reno Tournament

* Cable Car Classic

NCAA (Tucson)

~ at EnergySolutions Arena

COMPARING THE STATS

Season Averages Overall	BYU	San Francisco
Points Scored/Game	79.4	75.8
Points Allowed/Game	65.3	70.4
FG Percentage	.469	.471
FG Percentage Defense	.402	.454
3FG Percentage	.353	.351
3FG/Game	7.0	6.7
3FG Percentage Defense	.306	.370
FT Percentage	.715	.696
Rebounds/Game	39.5	33.7
Rebounds Allowed/Game	33.7	31.8
Assists/Game	17.7	13.9
Turnovers	13.5	13.9
Steals/Game	8.5	8.5
Blocks/Game	4.4	1.7

SAN FRANCISCO'S PROBABLE STARTERS

Name	Ht.	Pos.	Ppg	Rpg
Michael Williams	6-0	G	11.0	2.3
Cody Doolin	6-2	G	8.2	2.9
Rashad Green	6-4	G	11.6	5.3
Perris Blackwell	6-9	F	12.4	5.8
Angelo Caloiaro	6-8	F	14.7	6.3

BY THE NUMBERS

6 The number of double-doubles for Brandon Davies this season. His latest was an 18-point, 13-rebound effort at Portland. The six double-doubles also include BYU's first 20-20 game since 1975 when he posted 21 points and 22 rebounds vs. San Diego.

6 The number of different players who have scored 20-plus points in a single game this season. Brandon Davies - five times including a career-best 29 at Pepperdine; Charles Abouo - twice with a season-best 23 vs. Pepperdine; Noah Hartsock - 10 times with a career-high 28 vs. LMU; Brock Zylstra - three times with a career-best 26 vs. Buffalo; Anson Winder - 20 vs. Buffalo and Matt Carlino - twice with a career-high 22 vs. UC Santa Barbara.

7 The number of 20-win seasons for BYU head coach Dave Rose, including this season. He is the only coach in BYU history to begin his career with seven-straight 20-win seasons and the only coach with a total of seven 20-win seasons. Rose also has five 25-win seasons, a program record.

13.8 BYU's average number of steals per game over the last four games (Saint Mary's, Gonzaga, at Portland and Pepperdine). The Cougars totaled 12 steals in the first half against Gonzaga and finished with 14. The next game, BYU set a program record with 18 steals at Portland. Brandon Davies finished that game with eight steals, the second most in a single game by an individual in BYU history.

21.0 The average number of turnovers BYU has forced over the last three games. The Cougars forced 24 turnovers against Saint Mary's, 19 against Gonzaga, 24 at Portland and 17 vs. Pepperdine. BYU averages 15.7 turnovers forced per game.

53 The number of free throw attempts for BYU at Portland, a program record. The previous mark was 52 vs. Weber State in 1997. The Cougars hit 38 free throws at Portland, two off the record of 40 made against Weber State in 1997.

61.9 Craig Cusick's 3-point shooting percentage in conference play, first in the West Coast Conference. He hit nine of his first 10 attempts and recently hit 1 of 2 vs. Pepperdine.

63.1 The percentage of field goals BYU has assisted on this season (479 assists on 759 field goals). The Cougars set their season best ratio with assists on 93.1 percent of their field goals against San Francisco (27 assists on 29 field goals). The 93.1 percent mark is the third-highest ratio in program history.

108 BYU's win total the last four seasons (25 in 2008-09, 30 in 2009-10, 32 in 2010-11, 20 this season). Charles Abouo has played in all 108 of those wins to place second in program history behind Jimmer Fredette (112). Noah Hartsock is also a member of the 100-win club with 103 wins played in along with Jackson Emery (106) and Jonathan Tavernari (103).

167 The number of career blocks for senior Noah Hartsock, third all-time in program history. Hartsock had a season-best four blocks vs. Wisconsin, vs. Oregon and at Utah. Greg Kite is first with 208 blocks, Shawn Bradley is second with 177 and Russell Larson is fourth with 166.

180 BYU head coach Dave Rose's win total. He is second all-time in career wins at BYU behind Stan Watts (371 victories from 1949-72), a member of the Basketball Hall of Fame.

LAST TIME OUT: BYU VS. PEPPERDINE

PROVO, Utah – Senior Charles Abouo led the BYU men's basketball team to an 86-48 win over the Pepperdine Waves at the Marriott Center on Saturday.

Abouo led the game with a season-best 23 points on 7 of 11 shooting. He hit a career-high five three-point baskets and pulled down a game-high 12 rebounds. The 38-point margin of victory was the best for the Cougars (21-6, 9-3) this year.

Junior Brandon Davies added 13 points and seven boards, while freshmen Matt Carlino and Anson Winder each contributed 10 points. Carlino also dished out six assists.

Senior Noah Hartsock moved into third on the career blocks list at BYU with three on the night to total 167 for his career, passing up Russell Larson. The Cougars jumped out to a 12-2 lead in the first 3:22 of the game and started 4 of 4 from the field and 3 of 3 from beyond the arc. Pepperdine (8-17, 2-12) hit a three to make it 12-5, after which BYU went on a 19-2 run over the next eight minutes to take a 31-7 advantage.

Abouo led the Cougars in the opening half with 17 points and nine rebounds, while Hartsock added nine first half points. BYU made six threes in the half, the most the team had hit in a game since playing San Diego on January 16. The Cougars went on to made six more in the second half for 12 total, the most since Jan. 7 vs. San Francisco and more than the last three games combined.

Damarcus Harrison hit a trey to make the score 39-12 with 5:38 left in the half. Pepperdine outscored BYU 13-7 in the final five minutes of the half to narrow the deficit, but the Cougars still held a 46-25 lead heading into the locker room. The Cougars opened the second half by outscoring Pepperdine 21-4 in the first seven minutes. Davies highlighted the run with two big dunks, while Abouo put the Cougars up 67-29 with his fifth three at the 12:48 mark.

Ten BYU players saw action in the final seven minutes of game time. Every player that entered the game for the Cougars scored at least three points and helped push the lead to a game-high 46 with 3:03 left in the game.



2011-12 BYU QUICK FACTS**UNIVERSITY INFO**

Location: Provo, Utah 84602
 Elevation: 4,553 feet
 Enrollment: 32,955 (Daytime)
 Founded: October 15, 1875
 Owned: The Church of Jesus Christ of Latter-day Saints
 Nickname: Cougars
 Mascot: Cosmo
 Colors: Blue and White
 Arena (capacity): Marriott Center (22,700)
 Conference: West Coast Conference
 President: Cecil O. Samuelson (Utah, 1966)
 Athletic Director: Tom Holmoe (BYU, 1983)
 Athletic Website: byucougars.com
 Tickets: 422-BYU1 or 1-800-322-BYU1

BYU COACHING STAFF

Head Coach: Dave Rose
 Alma Mater (year): Houston (1983)
 Record at School (years): 180-51 (7th year)
 Career Division I Record (years): same
 Basketball Office Fax: (801) 422-5965
 Assistant Coaches (Alma Mater, year)
 Terry Nashif (BYU, 2005)
 Tim LaComb (Utah, 2006)
 Mark Pope (Kentucky, 1996)
 Dir. of Basketball Operations: Mike Hall (BYU, 2005)

2010-11 REVIEW

2010-11 Overall Record: 32-5
 Conference Record/Finish: 14-2 (T-1st MWC)
 2011 Postseason: (2-1) Lost, NCAA Regional
 Semifinals (New Orleans) vs. Florida, 74-83 (OT)
 2011 Final National Ranking: 10/13

2011-12 PREVIEW

Lettermen Returning/Lost: 7/5
 Newcomers: 7
 Returning Redshirt Freshmen: 2
 Starters Returning/Lost: 3/3
 Returning Scoring: 38.6% (1162 of 3,012 pts)
 Returning Rebounding: 60.0% (856 of 1,425 reb)
 Returning Assists: 33.3% (179 of 538 ast)
 Returning Blocks: 82.0% (123 of 150)
 Returning Minutes: 45.2% (3,379 of 7,474)

BYU HISTORY

First Year of Basketball: 1903
 Overall All-Time Record: 1661-1011 (.622)
 Winning Seasons: 84 (last 2011)
 Regular Season Conf. Championships: 29 (last 2011)
 Postseason Appearances (record): 36 (26-37)
 Total NCAA Appearances (record): 26 (14-29)
 Last NCAA Appearance: 2011
 Second Round: W vs. Wofford, 74-66
 Third Round: W vs. Gonzaga, 89-67
 Sweet 16: L vs. Florida, 74-83 (OT)
 Total NIT Appearances (Record): 10 (12-8)
 Last NIT Appearance: 2006
 Result: (0-1) lost at Houston, 77-67

1,000 AND COUNTING

On Jan. 21, 2012, Noah Hartsock scored 20 points at Pepperdine and became the 43rd BYU player to score 1,000 career points. See where he currently ranks all-time at BYU.

37. Mark Handy (1973-77)	1,098
38. Bruce Burton (1960-1963)	1,089
39. Noah Hartsock (2008-present)	1,085

OLD RELIABLE

Since the seventh game of his sophomore season (2009-10), Noah Hartsock has started 93 of 94 games, including all 27 this season. The only game he did not start during that stretch was the first game of last season when he scored 21 points against Fresno State, a career high at the time. Along the way, Hartsock has climbed the rankings into BYU's top-three shot blockers and recently became the 43rd member of BYU's 1,000-point club and the fifth Cougar to play in 100 victories. He has also scored in double figures in 25 of 27 games this season.

FRESHMEN FINDING THEIR WAY

Several freshmen have made significant contributions this season. Some of the top performances by BYU's freshmen this season are listed below.

Name	Opponent	Stats
Anson Winder	vs. Nevada	9 points, 4 rebounds, 4 assists, 4 steals
Anson Winder	vs. Northern Arizona	3 points, 9 assists, 2 blocks, 3 steals
Anson Winder	vs. Oregon	10 points, 2 3s, 6 assists, 1 steal
Anson Winder	Gonzaga	10 points, 5 assists, 4 rebounds, 3 steals
Damarcus Harrison	Baylor	8 points, 3 boards, 1 assist, 1 block, 1 steal
Damarcus Harrison	Cal State San Marcos	8 points, 3 rebounds, 2 assists, 2 steals
Nate Austin	vs. Northern Arizona	11 points, 5 of 6 shooting, 4 rebounds
Nate Austin	vs. Oregon	9 points, 4 of 7 shooting, 6 rebounds
Nate Austin	Weber State	15 points, 7 of 8 shooting, 9 rebounds, 1 block
Nate Austin	Buffalo	7 points, 9 rebounds, 1 assist, 1 steal
Nate Austin	at Loyola Marymount	8 points, 4 of 5 shooting, 6 rebounds
Nate Austin	San Francisco	4 points, 9 rebounds, 1 assist, 1 steal
Matt Carlino	Baylor	18 points, 4 of 8 3s, 2 assists, 1 block, 1 steal
Matt Carlino	Buffalo	10 points, 11 assists, 7 rebounds, 3 steals
Matt Carlino	UC Santa Barbara	22 points, 6 assists, 1 block, 2 steals
Matt Carlino	Cal State San Marcos	19 points, 2 rebounds, 3 steals
Matt Carlino	at Saint Mary's	13 points, 6 assists, 4 rebounds
Matt Carlino	at Loyola Marymount	9 points, 7 assists, 1 steal
Matt Carlino	San Francisco	12 points, 4 assists, 2 steals
Matt Carlino	Santa Clara	21 points, 3 rebounds, 8 assists, 1 block, 1 steal
Matt Carlino	Gonzaga	18 points, 5 assists, 3 steals

NO, I WON'T GET OUT OF YOUR WAY

Junior forward Brandon Davies has made a habit of making the opposition pay when they drive to the basket. On the season he has taken 29 charges, including a season-best four at Utah State. He took three charges against BYU-Hawaii, at Saint Mary's and vs. Loyola Marymount and two charges three times. Nate Austin has taken his fair share of charges as well with a total of 22. He took three charges against Longwood, Buffalo and Saint Mary's and two three times.

ALL-TIME BLOCKS LEADERS

Noah Hartsock has established himself as one of the best shot blockers in BYU history. He is currently fourth all-time in program history.

Blocks	Seasons	GP	Blocks	Blocks/G
1. Greg Kite	1979-83	112	208	1.9
2. Shawn Bradley	1990-91	34	177	5.2
3. <i>Noah Hartsock</i>	<i>2008-present</i>	<i>127</i>	<i>167</i>	<i>1.3</i>
4. Russell Larson	1991-95	129	166	1.3

THE OTHER SHOT BLOCKER

Brandon Davies has emerged as a shot blocker this season, with 35 blocks in 27 games for an average of 1.3 per game. He has registered a block in each of the last 14 games and 19 of 20 games overall.



AMONG THE NATION'S BEST

BYU men's basketball is one of the most successful programs in the nation in recent history. See below.

Best Combined Record 09-10 and 10-11

Team	W	L	Pct.
1. Kansas	68	6	.919
2. Duke	67	10	.870
3. Ohio State	63	11	.851
4. <i>BYU</i>	62	11	.849
5. Kentucky	64	12	.842

Teams With 25 Wins, Last Five Seasons

- *BYU*
- Butler
- Kansas
- Pittsburgh

NEW HOME

The 2011-12 season is BYU's first as a member of the West Coast Conference. The Cougars have played each member of the league at least twice all time. See below for BYU's all-time record vs. its new conference and its record under Dave Rose vs. those teams.

Opponent	All-time	Rose vs.	In 11-12
Gonzaga	2-1	2-0	1-0
LMU	2-3	2-2	1-1
Pepperdine	6-4	4-0	2-0
Portland	6-0	4-0	1-0
St. Mary's	8-4	1-2	0-2
San Diego	4-0	2-0	2-0
USF	6-5	2-0	1-0
Santa Clara	16-5	1-0	1-0
<i>Total</i>	<i>50-22</i>	<i>18-4</i>	<i>9-3</i>

ROSTER BREAKDOWN

		In 2010-11			
Starters Returning	Pos.	Yr.	Ppg	Rpg	Exp
Charles Abouo	G/F	Sr.	7.2	4.8	3L
Brandon Davies	F	Jr.	11.1	6.2	2L
Noah Hartsock	F	Sr.	8.6	5.9	3L

		In 2010-11			
Other Returnees	Pos.	Yr.	Ppg	Rpg	Exp
Matt Carlino**	G	Fr.	—	—	RS
Chris Collinsworth	F	So.	5.9	5.6	2L
Craig Cusick ^	G	Jr.	—	—	PS
Nick Martineau	G	Jr.	0.7	0.4	2L
Stephen Rogers	F	Jr.	4.1	2.2	1L
Anson Winder**	G	Fr.	—	—	RS
Brock Zylstra	G	Jr.	1.1	1.3	2L

** Redshirted in 2010-11

^ A member of the practice squad in 2010-11

Newcomers	Pos.	Yr.
Nate Austin	F/C	Fr.
Damarcus Harrison	G	Fr.
Ian Harward	F/C	Fr.
Austin Nelson	G	Fr.
Josh Sharp	F	Fr.
Jaren Sweeney	G/F	Fr.

BYU BASKETBALL ON KSL NEWSRADIO/BYU RADIO

(102.7 FM and 1160 AM; SiriusXM 143)

The "Voice of the Cougars" is KSL Newsradio's Greg Wrubell, in his 16th season as the play-by-play broadcaster for BYU Basketball. Joining Wrubell on the broadcasts is former Cougar letterman Mark Durrant, in his 15th year as game analyst. All game broadcasts start one hour prior to tipoff with "Cougar Pregame Live."

Other Ways to Listen

Fans can listen to the radio broadcasts via ksl.com and byuradio.org, and via the KSL and KSLGameCenter apps for iPhone and Android. Those in the Marriott Center can listen to home game broadcasts by tuning their portable radios to KSL's delay-free and static-free in-arena translator at 1100 AM.

Network Affiliates

KMGR 95.9 FM - Manti, Utah
KDXU 890 AM - St. George, Utah
KSUB 590 AM - Cedar City, UT
KTHK 105.5 FM - Blackfoot, Idaho Falls, Pocatello, Idaho

"BYU BASKETBALL WITH HEAD COACH DAVE ROSE" ON KSL NEWSRADIO/BYU RADIO

Dave Rose's weekly radio show is broadcast live from Legends Grille on the BYU campus, Tuesdays from 7 to 8 p.m. MST. The show will feature appearances by BYU players and coaches, and a question-and-answer segment with Coach Rose.

"BYU BASKETBALL WITH HEAD COACH DAVE ROSE" ON KSL 5 TV

Dave Rose's weekly television show airs Sunday evenings at 11 p.m. MST. The show will include weekly features on BYU players and coaches, and an "X's and O's" segment with Coach Rose.

CARLINO'S DEBUT

Matt Carlino made his long awaited debut against No. 6 Baylor on Dec. 17, 2011. He totaled 18 points, four 3-pointers and two assists. Here are some of the top debuts by BYU freshmen.

Shawn Bradley	11/14/90	East Tennessee State	23 points, 14 rebounds, 5 blocks, 8-15 FGs
Mike Rose	11/21/03	Southern Utah	26 points, 8-13 3-pointers, 6 assists
Russell Larson	11/26/91	Utah State	21 points, 12 rebounds, 3 blocks, 8-10 FGs
Matt Carlino	12/17/11	No. 6 Baylor	18 points, 4-8 3s, 2 assists, 1 block, 1 steal
Danny Ainge	11/26/77	UCLA	13 points, 6 rebounds, 2 assists
Mark Bigelow	11/13/98	Wofford	12 points, 6 rebounds, 2 assists, 4-6 FGs
Devin Durrant	11/24/78	Hawaii	13 points, 5 rebounds, 3 assists, 1 block, 1 steal

SHARING THE ROCK

In BYU's 81-56 victory over San Francisco on Jan. 7, the Cougars had one of the best games in program history in terms of sharing the basketball. BYU hit 29 shots against the Dons and assisted on 27, including all 16 baskets in the first half and the first 18 of the game. The 27 assists on 29 made shots is a ratio of .931, the third best in a single-game in program history. The BYU record for a single game was set in 2001 against Idaho when BYU had assists on 20 of 21 baskets (.952).

#winning

BYU has achieved a high level of success under Dave Rose. See some of the accomplishments below.

- 7-consecutive 20-win seasons
- 5-consecutive 25-win seasons
- 2-consecutive 30-win seasons
- 114 wins from 2007 to 2011 — most wins in a four-year stretch in program history
- From the 2008-09 season to now, BYU has won 108 games and Charles Abouo has played in every victory and every game during that stretch
- Noah Hartsock has played in 103 of the 108 victories from 2008-09 to now (he missed six games in 2008-09 due to an ankle sprain and BYU was 5-1 in those games)
- Abouo (108) and Noah Hartsock (103) have joined Jimmer Fredette (112), Jackson Emery (106) and Jonathan Tavernari (103) as the only Cougars in program history to have played in 100 victories
- BYU advanced to the Sweet 16 in 2011 for the first time since 1981
- Under Rose, BYU has won four conference titles and finished second his other two years as head coach
- Rose is the only BYU coaches to win 20-plus games in each of his first seven seasons
- BYU basketball has 10 25-win seasons in its 110-year history and Rose has been the head coach of five of those teams



BYU'S 2011-12 RECORD WHEN

At home	12-3
On the road	6-2
On a neutral floor	3-1
On Television	20-6
On BYUtv	16-2
On ESPN2	1-1
On ESPNU	2-1
On FSN	1-0
On KCSG	0-1
On Big Ten Network	0-1
On Monday	1-0
On Tuesday	4-0
On Wednesday	3-0
On Thursday	3-2
On Friday	2-1
On Saturday	8-3
Coming off a win	15-5
Coming off a loss	6-0
Had two or more days between last game	15-3
Had only one day between last game	6-1
Playing the next day after a game	0-1
BYU scores 100 or more points	0-0
BYU scores between 90-99 points	5-0
BYU scores between 80-89 points	7-2
BYU scores between 70-79 points	8-0
BYU scores between 60-69 points	1-3
BYU scores below 60 points	0-1
Opponent scores 90 or more points	0-1
Opponent scores between 80-89 points	0-3
Opponent scores between 70-79 points	4-1
Opponent scores between 60-69 points	8-1
Opponent scores between 50-59 points	7-0
Opponent scores below 50 points	2-0
BYU leads at half	20-1
Opponent leads at half	0-5
Score tied at half	1-0
BYU leads with 5 minutes left	20-0
Opponent leads with 5 min. left	0-6
Score tied with 5 minutes left	1-0
BYU leads with 1 minute left	21-0
Opponent leads with 1 min. left	0-6
Score tied with 1 minute left	0-0
Game goes into overtime	0-0
BYU shoots 50 % or better	9-0
Opponent shoots 50 % or better	0-4
BYU outshoots opponent	18-1
Opponent outshoots BYU	3-5
Teams shoot equal from the field	0-0
BYU outrebounds opponent	18-1
Opponent outrebounds BYU	2-5
BYU and opponent tie in rebounds	1-0
vs. top-25 ranked opponent	1-3
vs. 2011 regular-season conference champions	1-3
vs. 2011 postseason teams	8-4

# PLAYERS IN DOUBLE FIGURES	11-12	CONF
One Player	0-1	0-0
Two Players	3-0	1-0
Three Players	6-4	2-3
Four Players	9-1	5-0
Five Players	2-0	1-0
Six Players	1-0	0-0

LATE FREE THROWS	5:00-2:00	2:00-0:00/OT
Charles Abouo	7-9 (.778)	8-8 (1.000)
Noah Hartsock	10-10 (1.000)	4-4 (1.00)
Brandon Davies	10-15 (.667)	3-5 (.600)
Nick Martineau	—	1-2 (.500)
Josh Sharp	2-4 (.500)	7-10 (.700)
Nate Austin	2-5 (.400)	5-8 (.625)
Damarcus Harrison	—	1-2 (.500)
Anson Winder	2-3 (.667)	7-9 (.778)
Craig Cusick	—	11-13 (.846)
Matt Carlino	4-8 (.500)	8-10 (.800)
Brock Zylstra	1-2 (.500)	4-7 (.571)
Team	38-56 (.679)	59-78 (.756)

DUNKS	11-12	CAREER
Charles Abouo	3	16
Brandon Davies	24	48
Chris Collinsworth	0	4
Noah Hartsock	4	9
Brock Zylstra	1	2
Stephen Rogers	1	2
Josh Sharp	1	1
Anson Winder	1	1
Nate Austin	3	3
Damarcus Harrison	3	3
BYU	41	
Opponents	26	

BYU STARTING LINEUPS

OPPONENT	(1)	(2)	(3)	(4)	(5)
at Utah State	Zylstra	Rogers	Abouo	Hartsock	Davies
BYU-Hawaii	Zylstra	Rogers	Abouo	Hartsock	Davies
Longwood	Cusick	Zylstra	Abouo	Hartsock	Davies
Prairie View A&M	Cusick	Zylstra	Abouo	Hartsock	Davies
vs. Nevada	Winder	Zylstra	Abouo	Hartsock	Davies
vs. Wisconsin	Winder	Zylstra	Abouo	Hartsock	Davies
vs. Northern Arizona	Winder	Zylstra	Abouo	Hartsock	Davies
vs. Oregon	Winder	Zylstra	Abouo	Hartsock	Davies
Weber State	Winder	Zylstra	Abouo	Hartsock	Davies
at Utah	Winder	Zylstra	Abouo	Hartsock	Davies
Baylor	Cusick	Zylstra	Abouo	Hartsock	Davies
Buffalo	Carlino	Zylstra	Abouo	Hartsock	Davies
UC Santa Barbara	Carlino	Zylstra	Abouo	Hartsock	Davies
Cal State San Marcos	Carlino	Zylstra	Abouo	Hartsock	Davies
at Saint Mary's	Carlino	Zylstra	Abouo	Hartsock	Davies
San Diego	Carlino	Zylstra	Abouo	Hartsock	Davies
at Loyola Marymount	Carlino	Zylstra	Abouo	Hartsock	Davies
San Francisco	Carlino	Zylstra	Abouo	Hartsock	Davies
Santa Clara	Carlino	Zylstra	Abouo	Hartsock	Davies
at San Diego	Carlino	Zylstra	Abouo	Hartsock	Davies
Loyola Marymount	Carlino	Zylstra	Abouo	Hartsock	Davies
at Pepperdine	Carlino	Zylstra	Abouo	Hartsock	Davies
at Virginia Tech	Carlino	Zylstra	Abouo	Hartsock	Davies
Saint Mary's	Carlino	Zylstra	Abouo	Hartsock	Davies
Gonzaga	Carlino	Winder	Abouo	Hartsock	Davies
at Portland	Carlino	Winder	Abouo	Hartsock	Davies
Pepperdine	Carlino	Winder	Abouo	Hartsock	Davies
at San Francisco					
at Santa Clara					
Gonzaga					
Portland					

WON-LOSS RECORDS/STARTING LINEUPS

RECORD	(1)	(2)	(3)	(4)	(5)
3-0	Carlino	Winder	Abouo	Hartsock	Davies
1-1	Zylstra	Rogers	Abouo	Hartsock	Davies
2-1	Cusick	Zylstra	Abouo	Hartsock	Davies
5-1	Winder	Zylstra	Abouo	Hartsock	Davies
10-3	Carlino	Zylstra	Abouo	Hartsock	Davies

FREE THROW STREAKS

Hartsock	19	2/2/12 - 2/11/12	Hartsock	8	11/11/11 - 11/18/11
Abouo	14	12/31/11 - 1/19/12	Hartsock	8	12/3/11 - 12/7/11
Davies	11	11/22/11 - 12/10/11	Abouo	8	11/22/11 - 12/7/11
Hartsock	10	11/25/11 - 12/3/11	Hartsock	8	12/22/11 - 12/27/11
Hartsock	10	12/7/11 - 12/20/11	Winder	8	12/22/11 - 1/25/12
Hartsock	9	1/14/12 - 1/19/12	Davies	7	11/11/11 - 11/15/11
Hartsock	9	1/19/12 - 1/25/12	Davies	7	12/10/11 - 12/17/11
Hartsock	9	1/25/12 - 2/2/12	Davies	7	1/21/12
Abouo	9	12/22/11 - 12/27/11	Davies	7	2/11/12 - current
Davies	8	1/25/12	Carlino	7	2/2/12 - 2/4/12

MARGIN OF VICTORY

MARGIN	WINS	LOSSES
1 point		
2 points	1	
3 points		1
4 points		
5 points		
6 points		
7 points		1
8 points	1	
9 points		
10 points	1	
11 points		
12 points		
13 points	1	
14 points	2	2
15 points	1	
16-19 points	4 (19, 17, 19, 19)	2 (17, 16)
20-24 points	2 (21, 21)	
25-29 points	3 (28, 28, 25)	
30-plus points	5 (32, 35, 36, 39, 38)	

STREAKS

STREAK	11-12	OVERALL
Current won/loss streak	3 wins	same
At home	2 wins	same
On the road	5 wins	same
On a neutral floor	2 wins	same
At home vs. Nonconference	3 wins	same
At home vs. WCC	2 wins	same
On the road vs. Nonconference	2 wins	same
On the road vs. WCC	4 wins	same
On a neutral floor vs. Nonconference	2 wins	same
On a neutral floor vs. WCC	—	—
at regular-season tournament	1 loss	same
at WCC Tournament	—	—
at NCAA Tournament	—	1 loss
at NIT	—	2 losses
Games With a Three-Point Make	27	502

GAMES PLAYED

	2011-12	CAREER
Charles Abouo	27 (21-6)	133 (108-25)
Noah Hartsock	27 (21-6)	127 (103-24)
Brandon Davies	27 (21-6)	91 (78-13)
Brock Zylstra	26 (20-6)	75 (62-13)
Nick Martineau	15 (14-1)	61 (55-6)
Stephen Rogers	15 (12-3)	51 (43-8)
Chris Collinsworth	2 (1-1)	46 (36-10)
Craig Cusick	27 (21-6)	same
Josh Sharp	21 (16-5)	same
Damarcus Harrison	24 (18-6)	same
Nate Austin	27 (21-6)	same
Anson Winder	26 (21-5)	same
Matt Carlino	17 (13-4)	same

GAMES STARTED

	2011-12	CAREER
Noah Hartsock	27 (21-6)	93 (77-16)
Brandon Davies	27 (21-6)	54 (45-9)
Charles Abouo	27 (21-6)	53 (44-9)
Brock Zylstra	24 (18-6)	same
Matt Carlino	16 (13-3)	same
Anson Winder	9 (8-1)	same
Craig Cusick	3 (2-1)	same
Stephen Rogers	2 (1-1)	same



2011-12 SCORING BY HALF (BYU-OPPONENT)

	1ST HALF	(MARGIN)	FG %	2ND HALF	(MARGIN)	FG %	OT	(MARGIN)	FG %	FINAL	(MARGIN)	FG %
at Utah State	28-30	-2	50.0-47.6	34-39	-5	44.0-44.4	—	—	—	62-69	-7	46.8-45.8
BYU-Hawaii	40-17	+23	50.0-19.4	33-35	-2	47.8-40.5	—	—	—	73-52	+21	49.1-30.9
Longwood	35-29	+6	44.0-39.3	57-31	+26	63.6-42.9	—	—	—	92-60	+32	55.2-41.1
Prairie View A&M	34-25	+9	43.5-32.3	56-26	+30	67.9-26.3	—	—	—	90-51	+39	56.9-29.0
vs. Nevada	34-27	+7	46.7-34.5	42-28	+14	63.0-40.7	—	—	—	76-55	+21	54.4-37.5
vs. Wisconsin	32-34	-2	50.0-42.9	24-39	-15	36.0-60.0	—	—	—	56-73	-17	43.1-50.9
vs. Northern Arizona	44-21	+23	48.5-33.3	43-31	+12	54.5-41.4	—	—	—	87-52	+35	51.5-37.7
vs. Oregon	38-31	+7	37.8-41.7	41-34	+7	41.2-36.4	—	—	—	79-65	+14	39.4-38.6
Weber State	47-34	+13	40.9-32.4	47-32	+15	63.6-34.5	—	—	—	94-66	+28	50.6-33.3
at Utah	25-17	+8	26.9-18.2	36-25	+11	52.2-33.3	—	—	—	61-42	+19	38.8-26.9
Baylor	42-38	+4	45.7-46.4	41-48	-7	48.5-54.3	—	—	—	83-86	-3	47.1-50.8
Buffalo	47-39	+8	51.4-53.8	46-39	+7	55.2-52.8	—	—	—	93-78	+15	53.1-52.8
UC Santa Barbara	38-32	+6	48.6-50.0	51-43	+8	47.8-50.0	—	—	—	89-75	+14	48.3-50.0
Cal State San Marcos	32-23	+9	44.8-34.5	47-28	+19	54.5-38.5	—	—	—	79-51	+28	50.0-36.4
at Saint Mary's	43-53	-10	54.3-57.1	39-45	-6	42.4-53.6	—	—	—	82-98	-16	48.5-55.4
San Diego	34-24	+10	38.7-22.2	54-28	+26	60.7-23.5	—	—	—	88-52	+36	49.2-23.0
at Loyola Marymount	34-34	0	35.1-37.5	39-31	+8	53.8-31.4	—	—	—	73-65	+8	42.9-34.3
San Francisco	42-20	+22	61.5-25.8	39-36	+3	46.4-40.7	—	—	—	81-56	+25	53.7-32.8
Santa Clara	45-42	+3	53.6-51.7	50-36	+14	60.0-41.4	—	—	—	95-78	+17	56.9-46.6
at San Diego	37-29	+8	41.2-40.0	45-34	+11	50.0-41.2	—	—	—	82-63	+19	45.2-40.7
Loyola Marymount	28-34	-6	35.5-41.9	40-48	-8	41.4-45.5	—	—	—	68-82	-14	38.3-43.4
at Pepperdine	42-29	+13	50.0-35.5	35-35	0	42.1-50.0	—	—	—	77-64	+13	46.9-42.6
at Virginia Tech	29-25	+4	30.0-25.8	41-43	-2	36.1-64.0	—	—	—	70-68	+2	33.3-42.9
Saint Mary's	28-40	-12	37.0-53.6	38-40	-2	44.1-60.0	—	—	—	66-80	-14	41.0-55.8
Gonzaga	38-24	+14	44.4-26.9	45-49	-4	54.5-51.4	—	—	—	83-73	+10	49.3-41.0
at Portland	32-27	+5	38.5-45.8	47-33	+14	32.1-44.0	—	—	—	79-60	+19	35.2-44.9
Pepperdine	46-25	+21	43.8-29.4	40-23	+17	39.4-37.9	—	—	—	86-48	+38	41.5-33.3
at San Francisco												
at Santa Clara												
at Gonzaga												
Portland												
SEASON TOTALS	36.8-29.7	+7.1	44.1-37.5	42.6-35.5	+7.1	49.8-42.9	—	—	—	79.4-65.3	+14.1	46.9-40.2

2011-12 OFFENSIVE TRENDS (BYU-OPPONENT)

	PTS/PAINT	(MARGIN)	PTS OFF T.O.	(MARGIN)	2ND CHANCE PTS	(MARGIN)	FASTBREAK PTS	(MARGIN)	BENCH PTS	(MARGIN)	BIG RUN	BIG LEAD
at Utah State	22-20	+2	15-21	-6	7-9	-2	0-0	0	6-11	-5	5-0/11-0	4/11
BYU-Hawaii	30-22	+8	15-4	+11	11-8	+3	6-0	+6	18-13	+5	13-0/5-0	26/--
Longwood	26-12	+14	16-4	+12	25-3	+22	4-2	+2	44-16	+28	9-0/7-0	32/6
Prairie View A&M	30-24	+6	14-7	+7	12-10	+2	10-4	+6	41-19	+22	18-0/4-0	41/3
vs. Nevada	40-28	+12	22-10	+12	13-7	+6	16-2	+14	6-5	+1	16-0/9-0	24/2
vs. Wisconsin	30-24	+6	11-20	-9	12-9	+3	11-2	+9	19-23	-4	7-0/11-0	4/22
vs. Northern Arizona	28-26	+2	28-10	+18	10-2	+8	10-6	+4	27-24	+3	15-0/5-0	37/4
vs. Oregon	27-22	+5	17-9	+9	19-8	+11	6-0	+6	25-16	+9	13-0/8-0	21/8
Weber State	42-22	+20	14-9	+6	15-11	+4	10-2	+8	34-20	+14	8-0/10-0	34/3
at Utah	12-20	-8	8-2	+6	12-6	+6	2-0	+2	21-9	+12	10-0/5-0	22/4
Baylor	41-24	+17	20-26	-6	24-12	+12	11-2	+9	27-19	+8	11-0/6-0	13/9
Buffalo	28-34	-6	20-21	-1	17-9	+8	14-0	+14	31-15	+16	8-0/9-0	21/11
UC Santa Barbara	34-37	-3	18-19	-1	4-9	-5	8-3	+5	4-9	-5	9-0/7-0	15/5
Cal State San Marcos	46-24	+22	28-9	+19	12-6	+6	14-6	+8	20-17	+3	10-0/7-0	28/--
at Saint Mary's	33-32	+1	18-22	-4	18-13	+5	11-8	+3	15-13	+2	7-0/13-0	3/22
San Diego	32-14	+18	16-7	+9	9-10	-1	13-0	+13	21-29	-8	13-0/5-0	36/2
at Loyola Marymount	20-24	-4	16-20	-4	12-13	-1	0-4	-4	21-14	+7	8-0/12-0	13/8
San Francisco	21-24	-3	15-21	-6	9-2	+7	7-4	+3	19-24	-5	14-0/6-0	31/--
Santa Clara	50-30	+20	17-14	+3	9-6	+3	16-0	+16	10-9	+1	7-0/6-0	17/2
at San Diego	2-8	-6	16-15	+1	18-12	+6	0-0	0	18-17	+1	9-0/7-0	22/7
Loyola Marymount	28-18	+10	17-13	+4	7-10	-3	4-4	0	4-12	-8	6-0/11-0	4/14
at Pepperdine	30-30	0	10-8	+2	7-5	+2	7-6	+1	8-10	-2	12-0/6-0	15/9
at Virginia Tech	20-26	-6	23-6	+17	11-6	+5	6-7	-1	12-25	-13	11-0/9-0	12/6
Saint Mary's	34-32	+2	18-17	+1	14-12	+2	2-4	-2	15-22	-7	7-0/10-0	2/23
Gonzaga	44-36	+8	22-11	+11	6-8	-2	10-4	+6	12-37	-25	8-0/8-0	19/3
at Portland	24-22	+2	25-9	+16	8-9	-1	2-2	0	29-18	+11	11-0/5-0	19/4
Pepperdine	16-26	-10	23-8	+15	11-5	+6	6-4	+2	21-20	+1	10-0/9-0	46/--
at San Francisco												
at Santa Clara												
at Gonzaga												
Portland												
SEASON TOTALS	790-661	+129	482-342	+140	332-220	+112	206-76	+130	528-505	+23		
TIMES LED, RECORD (W/L/T)	12-6/8-0/1-0		17-2/4-0/0-0		16-4/5-2/0-0		17-3/3-1/1-2		15-2/6-4/0-0			



**2011-12 WCC STANDINGS (AS OF 2/13/12)**

	WCC	Pct	Overall
Saint Mary's	12-1	.923	23-3
Gonzaga	10-2	.833	20-4
BYU	9-3	.750	21-6
Loyola Marymount	9-4	.692	16-10
San Francisco	7-6	.538	17-10
San Diego	5-8	.385	10-15
Portland	3-9	.250	6-19
Pepperdine	2-12	.143	8-17
Santa Clara	0-12	.000	8-17

2011-12 WCC PLAYERS OF THE WEEK

Nov. 14	Ashley Hamilton, Loyola Marymount
Nov. 21	Kevin Pangos, Gonzaga
Nov. 28	Evan Roquemore, Santa Clara
Dec. 5	Noah Hartsock, BYU
Dec. 12	Angelo Caloiaro, San Francisco
Dec. 19	Elias Harris, Gonzaga
Dec. 26	Kevin Pangos, Gonzaga
Jan. 2	Brandon Davies, BYU
Jan. 9	Rob Jones, Saint Mary's
Jan. 16	Matthew Dellavedova, Saint Mary's
Jan. 23	Anthony Ireland, Loyola Marymount
Jan. 30	Perris Blackwell, San Francisco
Feb. 6	Brandon Davies, BYU
Feb. 13	Kevin Pangos, Gonzaga

PRESEASON WCC MEDIA POLL

School (First-place votes)	Points
1. Gonzaga University (7)	63
2. Saint Mary's College (1)	56
3. Brigham Young University (1)	52
4. University of San Francisco	42
5. Santa Clara University	35
6. Loyola Marymount University	27
7. University of Portland	25
8. Pepperdine University	13
9. University of San Diego	11

PRESEASON ALL-WCC

Player	School	Yr.	Pos.
Brandon Davies	BYU	Jr.	F
Matthew Dellavedova	Saint Mary's	Jr.	G
Kevin Foster	Santa Clara	RS-Jr.	G
Rashad Green	San Francisco	Sr.	G
Elias Harris	Gonzaga	Jr.	F
Rob Jones	Saint Mary's	RS-Sr.	F
Nemanja Mitrovic	Portland	Sr.	G
Robert Sacre	Gonzaga	RS-Sr.	C
Drew Viney	Loyola Marymount	RS-Sr.	F
Michael Williams	San Francisco	Jr.	G

Note: Team listed alphabetically

Click/scan to view the WCC men's basketball page on WCCsports.com

**TEAM**

WCC STATS (2/13/12)	ALL	CONF
Scoring Offense	1st	1st
Scoring Defense	3rd	4th
Scoring Margin	2nd	3rd
FT Percentage	5th	4th
FG Percentage	3rd	4th
FG Percentage Defense	1st	1st
3FG Percentage	6th	7th
3FG Percentage Defense	2nd	2nd
3-Point FG Made/Game	3rd	6th
Rebounding Offense	1st	1st
Rebounding Defense	6th	5th
Rebounding Margin	3rd	3rd
Blocked Shots	1st	3rd
Assists	1st	1st
Steals	11st	1st
Turnover Margin	1st	2nd
Assist/Turnover Ratio	2nd	2nd
Offensive Rebounds	5th	2nd
Defensive Rebounds	1st	1st
Defensive Reb Pct	1st	2nd
Offensive Reb Pct	6th	5th

NCAA STATS (2/12/12)	RANK	ACTUAL
Won-Lost Percentage	34	77.8
Scoring Offense	12	79.4
Scoring Defense	129	65.3
Scoring Margin	10	14.1
Field-Goal Percentage	48	46.9
Field-Goal Pct Defense	50	40.2
3-Point Field Goals/Game	95	7.0
3-Point Field-Goal Pct	127	35.3
Three Pt FG Defense	37	30.6
Free-Throw Percentage	96	71.5
Rebound Margin	29	5.7
Assists Per Game	5	17.7
Assist Turnover Ratio	15	1.34
Blocked Shots Per Game	60	4.4
Steals Per Game	27	8.5
Turnovers Per Game	135	13.2
Turnover Margin	47	2.5
Personal Fouls Per Game	154	18.0

INDIVIDUAL

WCC (2/13/12)	TOP BYU PLAYER - ALL	TOP BYU PLAYER - CONF
Scoring	Noah Hartsock - 1st	Brandon Davies - 1st
Rebounding	Brandon Davies - 4th	Brandon Davies - 2nd
FG Percentage	Noah Hartsock - 2nd	Noah Hartsock - 8th
Assists	Charles Abouo - 11th	Matt Carlino - 4th
FT Percentage	Noah Hartsock - 3rd	Noah Hartsock - 3rd
Steals	Brandon Davies - 8th	Brandon Davies - 6th
3FG Percentage	Brock Zylstra - 7th	Craig Cusick - 1st
3FG Made/Game	Brock Zylstra - 18th	Matt Carlino - 12th
Blocked Shots	Noah Hartsock - 1st	Brandon Davies - 2nd
Assist/TO Ratio	—	Matt Carlino - 3rd
Offensive Rebounds	Brandon Davies - 5th	Brandon Davies - 4th
Defensive Rebounds	Brandon Davies - 4th	Brandon Davies - 2nd
Minutes Played	Noah Hartsock - 7th	Noah Hartsock - 9th

NCAA (2/12/12)	BYU PLAYER - RANK	ACTUAL
Points Per Game	Noah Hartsock - 65	17.3
	Brandon Davies - 237	14.4
Field Goal Percentage	Noah Hartsock - 23	56.7
	Brandon Davies - 82	49.3
Free Throw Percentage	Noah Hartsock - 52	84.7
Rebounds Per Game	Brandon Davies - 84	8.0
Blocked Shots Per Game	Noah Hartsock - 82	1.7
	Brandon Davies - 163	1.3

Click/scan to view the NCAA Division I Men's Basketball statistics



2011-12 NUMERICAL ROSTER

No.	Name	Pos.	Ht.	Wt.	Yr.	Hometown (Previous School)
0	Brandon Davies	F	6-9	235	Jr.	Provo, Utah (Provo HS)
1	Charles Abouo	G/F	6-5	215	Sr.	Abidjan, Cote d'Ivoire (Brewster Academy)
2	Craig Cusick	G	6-2	185	Jr.	Orem, Utah (Utah)
3	Austin Nelson	G	6-0	160	Fr.	Henderson, Nev. (Coronado HS)
5	Chris Collinsworth	F	6-9	235	So.	Provo, Utah (Provo HS)
10	Matt Carlino	G	6-2	175	Fr.	Scottsdale, Ariz. (Bloomington South HS)
12	Josh Sharp	F	6-7	185	Fr.	Highland, Utah (Utah)
13	Brock Zylstra	G/F	6-6	210	Jr.	La Verne, Calif. (Bonita HS)
14	Nick Martineau	G	6-0	170	Jr.	Fruit Heights, Utah (Davis HS)
15	Jaren Sweeney	G/F	6-5	190	Fr.	Mesa, Ariz. (Mountain View HS)
20	Anson Winder	G	6-3	195	Fr.	Las Vegas, Nev. (Bishop Gorman HS)
21	Stephen Rogers	F	6-8	195	Jr.	Mesa, Ariz. (Mesa CC)
24	Damarcus Harrison	G	6-5	190	Fr.	Greenwood, S.C. (Christ School)
33	Nate Austin	F/C	6-10	215	Fr.	Alpine, Utah (Lone Peak HS)
34	Noah Hartsock	F	6-8	230	Sr.	Bartlesville, Okla. (Bartlesville HS)
42	Ian Harward	F/C	6-10	215	Fr.	Orem, Utah (Orem HS)

Head Coach: Dave Rose, 7th year (Houston, 1983)

Assistant Coaches: Terry Nashif (BYU, 2005); Tim LaComb (Utah, 2006), Mark Pope (Kentucky, 1996)

Director of Basketball Operations: Mike Hall (BYU, 2005)

Team Trainer: Robert Ramos (BYU, 1995)

Click/scan to view the BYU men's basketball roster on
BYUcougars.com

**PRONUNCIATION GUIDE**

CHARLES ABOUO
a-BOO-oh

ANSON WINDER
AN-son WINE-der

MATT CARLINO
car-LEE-no

BROCK ZYLSTRA
ZIL-stra

DAMARCUS HARRISON
duh-MARCUS

TERRY NASHIF
NASH-if

IAN HARWARD
har-WORD

ROBERT RAMOS
RAY-mus

NICK MARTINEAU
MART-in-oh

2011-12 SEASON / CAREER HIGHS

#	PLAYER	POINTS	REBOUNDS	ASSISTS
0	DAVIES, Brandon Career:	29 at Pepperdine same	22 vs. San Diego same	6 vs. San Francisco 6 at Air Force (10-11), vs. USF (11-12)
1	ABOUO, Charles Career:	23 vs. Pepperdine 25 vs. Wyoming (10-11)	16 vs. Longwood same	7 vs. San Francisco, at San Diego same
2	CUSICK, Craig Career:	12 at Portland same	4, at Loyola Marymount same	8 vs. Weber State same
5	COLLINSWORTH, Chris Career:	— 15 vs. Chicago State	1 vs. BYU-Hawaii 11 at UNLV (07-08)	1 at Utah State 3 four times, last vs. Chicago State (10-11)
10	CARLINO, Matt Career:	22 vs. UC Santa Barbara same	7 vs. Buffalo, at San Diego same	11 vs. Buffalo same
12	SHARP, Josh Career:	5 vs. BYU-Hawaii, vs. PVAMU same	6 vs. BYU-Hawaii, vs. PVAMU same	3 vs. Longwood same
13	ZYLSTRA, Brock Career:	26 vs. Buffalo same	7 vs. Baylor, vs. UCSB, at USD, at Pepp. same	5 vs. UC Santa Barbara same
14	MARTINEAU, Nick Career:	5 vs. Pepperdine 6 vs. Loyola Marymount (07-08)	3 vs. CSUSM same	2 vs. PVAMU, vs. CSUSM 4 vs. Loyola Marymount (07-08)
20	WINDER, Anson Career:	20 vs. Buffalo same	4 vs. Nevada, vs. SMC, vs. Gonzaga same	9 vs. Northern Arizona same
21	ROGERS, Stephen Career:	18 vs. PVAMU same	6 vs. Northern Arizona 8 vs. UNLV (10-11)	3 at USU, vs. Longwood, vs. NAU, vs. SCU same
24	HARRISON, Damarcus Career:	11 vs. Longwood same	3 vs. Baylor, vs. CSUSM same	2 vs. BYUH, vs. PVAMU, vs. UCSB, vs. CSUSM same
33	AUSTIN, Nate Career:	15 vs. Weber State same	9 vs. Weber State, vs. San Francisco same	2 at Saint Mary's, vs. Santa Clara same
34	HARTSOCK, Noah Career:	28 vs. Loyola Marymount same	14 vs. Gonzaga same	5 vs. BYU-Hawaii 6 vs. Eastern New Mexico (09-10)



CAREER HIGHLIGHTS

- 180-51 overall record for a BYU record .779 winning percentage
- With 159 victories in his first six seasons is tied for third all-time for best career starts (through six seasons) by wins in NCAA history and second in BYU history for career victories
- Four Mountain West Conference regular season titles, a BYU and MWC record
- Three-time MWC Coach of the Year (2006, 2007, 2011)
- Two-time USBWA District VIII Coach of the Year (2006, 2011)
- Honorable Mention for National Coach of the Year by Scout.com (2006)
- Five-consecutive trips to the NCAA Tournament, a BYU record
- Five-consecutive 25-win seasons, a BYU record
- Holds top two spots for wins in a season in BYU history with 32 in 2010-11 and 30 in 2009-10
- Took BYU to the Sweet 16 in 2011 for the first time since 1981
- Coached Jimmer Fredette, the 2011 Consensus National Player of the Year (received the Wooden Award, Naismith Trophy, Oscar Robertson Trophy and other national awards)
- Naismith Coach of the Year Finalist in 2011
- Finalist for the Clair Bee Award in 2010

COACHING EXPERIENCE

- BYU Head Coach (2005-present)
- BYU Associate Head Coach (2000-2005)
- BYU Assistant Coach (1997-2000)
- Dixie State Head Coach (1990-1997)
- Dixie State Assistant Coach (1987-1990)
- Assistant coach at Pine View High School (1986-87)
- Head coach at Millard High School (1983-86)

SERVICE

- NABC Game Pillar Award for Service in 2008
- 63rd recipient of the Dale Rex Memorial Award
- Honorary Chair of the Children with Cancer Christmas Foundation
- Was the first coach in the state of Utah to participate in the American Cancer Society's nationwide Coaches vs. Cancer campaign
- Lobbied before Congress for more funding for cancer research in September 2010

EDUCATION

- Houston (1983, B.A.)

PLAYING CAREER

- Played baseball and basketball at Dixie State College
- Played for Houston from 1980-83 (played in 1980-81 and 82-82, redshirted in 1981-82)
- Co-Captain on the famous "Phi-Slamma Jamma" team that featured Hakeem Olajuwon and Clyde Drexler
- Helped Houston achieve a No. 1 ranking and reach the national championship game in 1983

MISSION

- Manchester England (1977-79)

PERSONAL/FAMILY

- Wife: Cheryl
- Children: Daughter Chanell and husband Brock Reichner, son Garrett and wife Brooke, daughter Taylor
- Dave and Cheryl Rose have five grandchildren



Click/scan to view Dave Rose's profile on
BYUcougars.com

**ROSE DIVISION I COACHING LEDGER**

SCHOOL	SEASON	OVERALL	PCT.	MWC/WCC	PCT.	MWC/WCC TOURNEY	NCAA/NIT
BYU	2005-06	20-9	.690	12-4	.750	0-1	0-1 NIT
BYU	2006-07	25-9	.735	13-3	.813	2-1	0-1 NCAA
BYU	2007-08	27-8	.771	14-2	.875	2-1	0-1 NCAA
BYU	2008-09	25-8	.758	12-4	.750	1-1	0-1 NCAA
BYU	2009-10	30-6	.833	13-3	.813	1-1	1-1 NCAA
BYU	2010-11	32-5	.865	14-2	.875	2-1	2-1 NCAA
BYU	2011-12	21-6	.778	9-3	.750	—	—
TOTAL		180-51	.779	87-21	.806	8-6 (.571)	3-6



**0 — BRANDON DAVIES**

6-9 • 235 • Junior • Forward
Provo, Utah (Provo HS)

DAVIES NOTES**Last time Out**

- Had 13 points, 7 rebounds, 2 assists and 2 blocks vs. Pepperdine

In 2011-12

- Has started every game, scored in double figures 22 times and in 15-straight games
- WCC Player of the Week for Feb. 6, averaging 16.5 points, 9 rebounds and 4.5 steals
- WCC Player of the Week for Jan. 2, averaging 21.0 points and 14.0 boards with two double-doubles
- Six double-doubles this season (Pts/Reb); vs. Baylor (18/13), vs. CSUSM (14/13), vs. San Diego (21/22), at LMU (15/10), at San Diego (12/12) and at Portland (18/13)
- Set career-high of 22 rebounds and added 21 points vs. San Diego
- Averages 14.4 points, 8.0 rebounds, 2.3 assists, 1.4 steals and 1.3 blocks
- 49.3 percent FG shooting and 70.7 percent FT shooting
- Named to the All-WCC Preseason team

Other

- Mother is Linda Kathleen Davies and has one brother and one sister
- Also recruited by Utah, Gonzaga, Utah State, Cal Berkeley, Washington State, Penn State and Santa Clara
- Played for Craig Drury at Provo High School where he helped lead the Bulldogs to state titles as a sophomore and junior and a second-place finish as a senior

Click/scan for Davies' bio
 on BYUcougars.com

**11-12 SEASON HIGHS**

Points: 29, at Pepperdine – 1/21/12
 Points 1st half: 15, at Saint Mary's – 12/29/11
 Points 2nd half: 17, at Pepperdine – 1/21/12
 Rebounds: 22, San Diego – 12/31/11
 Assists: 6, vs. San Francisco – 1/7/12
 Steals: 8, at Portland – 2/4/12
 Blocks: 3, Weber State – 12/7/11
 FG made: 11, at Saint Mary's – 12/29/11
 FG attempts: 18, at SMC – 12/29/11, SMC – 1/28/12
 3FG made: —
 3FG attempts: 1, Baylor – 12/17/11
 FT made: 15, at Pepperdine – 1/21/12
 FT attempts: 18, at Pepperdine – 1/21/12

CAREER HIGHS

Points: 29, at Pepperdine – 1/21/12
 Rebounds: 22, San Diego – 12/31/11
 Assists: 6, at Air Force – 02/09/11, vs. San Francisco – 1/7/12
 Steals: 8, at Portland – 2/4/12
 Blocks: 3, four times, last, Weber State – 12/7/11
 FG made: 11, at Saint Mary's – 12/29/11
 FG attempts: 18, at Saint Mary's – 12/29/11
 3FG made: —
 3FG attempts: 1, Utah – 01/30/10, Baylor – 12/17/11
 FT made: 15, at Pepperdine – 1/21/12
 FT attempts: 18, at Pepperdine – 1/21/12

MISCELLANEOUS

	11-12	Career
Double-Figure Pts:	22 (17-5)	48 (41-7)
20-plus Pts:	5 (4-1)	8 (7-1)
Double-Figure Reb:	6 (5-1)	10 (9-1)
Double-Doubles:	6 (5-1)	10 (9-1)
3-plus Steals:	4 (3-1)	5 (4-1)
3-plus Blocks:	1 (1-0)	4 (4-0)
3-plus 3-point FGs:	0 (0-0)	0 (0-0)
Scoring Leader:	7 (5-2)	8 (6-2)
Rebound Leader:	13 (10-3)	27 (22-5)
Assist Leader:	3 (3-0)	5 (5-0)

2011-12 GAME-BY-GAME

Opponent	Date	GS	Min	FG	FGA	Pct	3FG	FGA	Pct	FT	FTA	Pct	Off	Def	TR	Avg	PF	FO	A	TO	Blk	Stl	Pts	Avg
at Utah State	11/11/11	*	24	4	10	.400	0	0	.000	5	9	.556	2	3	5	5.0	3	0	1	3	1	2	13	13.0
BYU-HAWAII	11/15/11	*	28	10	13	.769	0	0	.000	5	6	.833	3	6	9	7.0	3	0	3	5	2	1	25	19.0
LONGWOOD	11/18/11	*	20	1	3	.333	0	0	.000	0	0	.000	2	2	4	6.0	3	0	4	5	0	0	2	13.3
PRAIRIE VIEW A&M	11/22/11	*	26	4	8	.500	0	0	.000	5	6	.833	3	5	8	6.5	3	0	3	4	2	1	13	13.3
vs Nevada	11/25/11	*	35	4	8	.500	0	0	.000	2	2	1.000	0	3	3	5.8	5	1	4	0	1	0	10	12.6
vs Wisconsin	11/26/11	*	20	4	10	.400	0	0	.000	1	1	1.000	0	4	4	5.5	2	0	1	4	0	3	9	12.0
vs Northern Arizona	11/30/11	*	28	6	9	.667	0	0	.000	2	2	1.000	2	7	9	6.0	1	0	3	0	0	1	14	12.3
vs Oregon	12/03/11	*	20	2	10	.200	0	0	.000	2	2	1.000	1	4	5	5.9	5	1	2	1	1	0	6	11.5
WEBER STATE	12/07/11	*	22	5	11	.455	0	0	.000	1	1	1.000	3	6	9	6.2	4	0	0	2	3	1	11	11.4
at Utah	12/10/11	*	25	1	4	.250	0	0	.000	1	2	.500	3	6	9	6.5	3	0	1	1	1	1	3	10.6
BAYLOR	12/17/11	*	36	6	15	.400	0	1	.000	6	9	.667	5	8	13	7.1	3	0	1	1	1	1	18	11.3
BUFFALO	12/20/11	*	22	1	3	.333	0	0	.000	0	2	.000	3	1	4	6.8	3	0	1	0	2	1	2	10.5
UC SANTA BARBARA	12/22/11	*	32	7	16	.438	0	0	.000	3	3	1.000	2	4	6	6.8	2	0	1	2	0	4	17	11.0
CS SAN MARCOS	12/27/11	*	26	7	11	.636	0	0	.000	0	0	.000	4	9	13	7.2	1	0	2	2	1	0	14	11.2
at Saint Mary's (CA)	12/29/11	*	30	11	18	.611	0	0	.000	6	8	.750	3	4	7	7.2	4	0	0	3	1	5	28	12.3
SAN DIEGO	12/31/11	*	35	8	13	.615	0	0	.000	5	8	.625	6	16	22	8.1	3	0	4	3	2	1	21	12.9
at Loyola Marymount	01/05/12	*	29	6	12	.500	0	0	.000	3	5	.600	0	10	10	8.2	4	0	2	6	2	0	15	13.0
SAN FRANCISCO	01/07/12	*	22	5	9	.556	0	0	.000	2	4	.500	2	4	6	8.1	4	0	6	2	2	1	12	12.9
SANTA CLARA	01/14/12	*	29	9	13	.692	0	0	.000	5	7	.714	0	5	5	7.9	4	0	2	2	1	2	23	13.5
at San Diego	01/16/12	*	32	3	9	.333	0	0	.000	6	10	.600	6	6	12	8.2	2	0	2	2	2	1	12	13.4
LOYOLA MARYMOUNT	01/19/12	*	31	4	8	.500	0	0	.000	6	8	.750	2	7	9	8.2	5	1	2	2	2	0	14	13.4
at Pepperdine	01/21/12	*	35	7	14	.500	0	0	.000	15	18	.833	0	6	6	8.1	3	0	4	3	2	0	29	14.1
at Virginia Tech	01/25/12	*	24	3	9	.333	0	0	.000	11	12	.917	2	3	5	8.0	4	0	4	3	1	1	17	14.3
SAINT MARY'S	01/28/12	*	32	6	18	.333	0	0	.000	2	4	.500	4	3	7	7.9	4	0	1	6	1	2	14	14.3
GONZAGA	02/02/12	*	31	7	12	.583	0	0	.000	1	3	.333	2	3	5	7.8	4	0	1	4	1	1	15	14.3
at Portland	02/04/12	*	38	7	13	.538	0	0	.000	4	10	.400	5	8	13	8.0	2	0	4	4	1	8	18	14.4
PEPPERDINE	02/11/12	*	27	3	7	.429	0	0	.000	7	8	.875	2	5	7	8.0	0	0	2	4	2	0	13	14.4
Totals			27	759	141	286	.493	0	1	.000	106	150	.707	67	148	215	8.0	84	3	61	74	35	388	14.4

CAREER STATISTICS (ALL GAMES)

Year	GP	GS	Min	Avg	FG	FGA	Pct	3FG	FGA	Pct	FT	FTA	Pct	Off	Def	TR	Avg	PF	FO	A	TO	Blk	Stl	Pts	Avg
2009-10	35	1	474	13.5	69	128	.539	0	1	.000	50	88	.568	30	74	104	3.0	91	1	9	47	14	13	188	5.4
2010-11	29	26	721	24.9	115	219	.525	0	0	.000	93	138	.674	63	117	180	6.2	90	4	43	44	27	20	323	11.1
2011-12	27	27	759	28.1	141	286	.493	0	1	.000	106	150	.707	67	148	215	8.0	84	3	61	74	35	38	388	14.4
TOTAL	91	54	1954	21.5	325	633	.513	0	2	.000	249	376	.662	160	339	499	5.5	265	8	113	165	76	71	899	9.9

CAREER STATISTICS (CONFERENCE GAMES)

Year	GP	GS	Min	Avg	FG	FGA	Pct	3FG	FGA	Pct	FT	FTA	Pct	Off	Def	TR	Avg	PF	FO	A	TO	Blk	Stl	Pts	Avg
2009-10	15	0	187	12.5	29	63	.460	0	1	.000	22	41	.537	13	35	48	3.2	35	0	3	21	5	6	80	5.3
2010-11	14	14	395	28.2	54	111	.486	0	0	.000	51	74	.689	30	72	102	7.3	46	2	29	25	16	13	159	11.4
2011-12	12	12	371	30.9	76	146	.521	0	0	.000	62	93	.667	32	77	109	9.1	39	1	30	41	19	21	214	17.8
TOTAL	41	26	953	23.2	159	320	.497	0	1	.000	135	208	.649	75	184	259	6.3	120	3	62	87	40	40	453	11.0



**1 — CHARLES ABOUO**

6-5 • 215 • Senior • Guard/Forward
Abidjan, Cote d'Ivoire (Brewster Academy)

ABOUO NOTES**Last time Out**

- Posted a double-double with a season-high 23 points and 12 rebounds and had 2 assists, 2 steals and 1 block vs. Pepperdine

In 2011-12

- Has started every game and scored in double figures 13 times
- Averages 11.1 points, 6.1 rebounds, 2.8 assists and 1.1 steals
- Narrowly missed double-doubles vs. Baylor (17 pts, 9 reb), at Pepperdine (15 pts, 9 reb), at Virginia Tech (9 points, 8 reb)
- Posted a double-double with 19 points on 6 of 9 shooting and a career-best 16 rebounds, 4 assists and 2 blocks vs. Longwood
- Scored a season-high 22 points, tied a career high with four 3s and added 8 boards, 4 assists and 3 steals against Nevada
- 43.3 percent FG shooting and 75.3 FT shooting

Other

- Parents are Ernest and Yvonne Abouo
- Also recruited by San Diego State, Wichita State, Utah State, Loyola, Montana, Tulsa and Virginia Commonwealth
- Played for the Cote d'Ivoire Senior National Team during the summers of 2009 and 2010
- Played in the 2010 World Championships in Turkey with the Cote d'Ivoire National Team.
- Helped Brewster Academy (Wolfeboro, N.H.) set a school record with a 31-4 overall record in 2007-08

Click scan for Abouo's
 bio on BYUcougars.com

**11-12 SEASON HIGHS**

Points: 22, vs Nevada – 11/25/11
 Points 1st half: 17, Pepperdine – 2/11/12
 Points 2nd half: 16 vs Nevada – 11/25/11
 Rebounds: 16, Longwood – 11/18/11
 Assists: 7, vs. San Francisco – 1/7/12, at San Diego – 1/16/12
 Steals: 3, BYU-Hawaii – 11/15/11, vs. Nevada – 11/25/11
 Blocks: 2 Longwood – 11/18/11
 FG made: 8 vs. Nevada – 11/25/11
 FG attempts: 15, vs. Oregon – 12/3/11
 3FG made: 5, Pepperdine – 2/11/12
 3FG attempts: 8, Pepperdine – 2/11/12
 FT made: 9, UCSB – 12/22/11
 FT attempts: 10, San Diego – 12/31/11

CAREER HIGHS

Points: 25, Wyoming – 03/05/11
 Rebounds: 16, Longwood – 11/18/11
 Assists: 7, vs. San Francisco – 1/7/12, at San Diego – 1/16/12
 Steals: 3, three times, last, vs. Nevada – 11/25/11
 Blocks: 2, Colorado State – 02/23/11; Longwood – 11/18/11
 FG made: 9, Wyoming – 03/05/11
 FG attempts: 15, vs. Oregon – 12/3/11
 3FG made: 5, Pepperdine – 2/11/12
 3FG attempts: 8, Pepperdine
 FT made: 9, UCSB – 12/22/11
 FT attempts: 10, vs Arizona – 12/11/10, San Diego – 12/31/11

MISCELLANEOUS

	11-12	Career
Double-Figure Pts:	14 (11-3)	28 (24-4)
20-plus Pts:	2 (2-0)	5 (5-0)
Double-Figure Reb:	3 (3-0)	5 (5-0)
Double-Doubles:	2 (2-0)	3 (3-0)
3-plus Steals:	2 (2-0)	3 (3-0)
3-plus Blocks:	0 (0-0)	0 (0-0)
3-plus 3-point FGs:	4 (3-1)	6 (5-1)
Scoring Leader:	3 (3-0)	3 (3-0)
Rebound Leader:	7 (6-1)	16 (15-1)
Assist Leader:	5 (5-0)	6 (6-0)

2011-12 GAME-BY-GAME

Opponent	Date	GS	Min	FG	FGA	Pct	3FG	FGA	Pct	FT	FTA	Pct	Off	Def	TR	Avg	PF	FO	A	TO	Blk	Stl	Pts	Avg	
at Utah State	11/11/11	*	36	4	6	.667	3	5	.600	5	7	.714	3	3	6	6.0	4	0	3	3	0	0	16	16.0	
BYU-HAWAII	11/15/11	*	20	1	4	.250	0	0	.000	2	5	.400	0	6	6	6.0	4	0	3	4	0	3	4	10.0	
LONGWOOD	11/18/11	*	27	6	9	.667	2	3	.667	5	8	.625	5	11	16	9.3	0	0	4	1	2	0	19	13.0	
PRAIRIE VIEW A&M	11/22/11	*	24	4	6	.667	2	3	.667	3	5	.600	2	5	7	8.8	0	0	3	1	0	2	13	13.0	
vs Nevada	11/25/11	*	38	8	12	.667	4	5	.800	2	2	1.000	2	6	8	8.6	2	0	4	5	0	3	22	14.8	
vs Wisconsin	11/26/11	*	34	2	6	.333	0	2	.000	2	2	1.000	1	3	4	7.8	3	0	2	4	1	0	6	13.3	
vs Northern Arizona	11/30/11	*	14	3	8	.375	1	3	.333	2	2	1.000	0	3	3	7.1	2	0	1	2	0	1	9	12.7	
vs Oregon	12/03/11	*	31	3	15	.200	2	6	.333	0	0	.000	5	7	12	7.8	2	0	3	1	0	1	8	12.1	
WEBER STATE	12/07/11	*	23	6	10	.600	3	4	.750	0	1	.000	0	4	4	7.3	2	0	4	0	0	2	15	12.4	
at Utah	12/10/11	*	25	4	6	.667	1	2	.500	2	2	1.000	2	4	6	7.2	3	0	0	2	1	1	11	12.3	
BAYLOR	12/17/11	*	22	7	10	.700	1	4	.250	2	2	1.000	6	3	9	7.4	4	0	2	5	1	0	17	12.7	
BUFFALO	12/20/11	*	24	3	10	.300	1	3	.333	1	2	.500	2	4	6	7.3	4	0	4	4	0	2	8	12.3	
UC SANTA BARBARA	12/22/11	*	26	3	7	.429	1	1	1.000	9	9	1.000	2	4	6	7.2	4	0	2	2	0	2	16	12.6	
CS SAN MARCOS	12/27/11	*	21	1	7	.143	0	4	.000	1	4	.250	3	2	5	7.0	2	0	4	2	0	0	3	11.9	
at Saint Mary's (CA)	12/29/11	*	20	4	9	.444	1	2	.500	0	1	.000	2	2	4	6.8	4	0	0	2	0	0	9	11.7	
SAN DIEGO	12/31/11	*	30	3	8	.375	1	4	.250	8	10	.800	1	3	4	6.6	2	0	3	1	0	1	15	11.9	
at Loyola Marymount	01/05/12	*	33	3	13	.231	1	4	.250	0	0	.000	2	5	7	6.6	3	0	4	0	0	1	7	11.6	
SAN FRANCISCO	01/07/12	*	26	1	5	.200	0	1	.000	0	0	.000	0	2	2	6.4	0	0	7	0	0	2	2	11.1	
SANTA CLARA	01/14/12	*	21	3	6	.500	1	2	.500	6	6	1.000	0	1	1	6.1	4	0	3	1	0	1	13	11.2	
at San Diego	01/16/12	*	34	6	13	.462	0	3	.000	2	2	1.000	1	6	7	6.2	2	0	7	0	0	0	14	11.4	
LOYOLA MARYMOUNT	01/19/12	*	24	3	9	.333	0	4	.000	4	5	.800	1	1	2	6.0	5	1	2	3	0	2	10	11.3	
at Pepperdine	01/21/12	*	37	5	8	.625	2	4	.500	3	4	.750	2	7	9	6.1	1	0	4	1	0	0	15	11.5	
at Virginia Tech	01/25/12	*	31	3	13	.231	1	7	.143	2	2	1.000	3	5	8	6.2	2	0	2	1	0	1	9	11.3	
SAINT MARY'S	01/28/12	*	23	2	3	.667	0	0	.000	2	4	.500	2	0	2	6.0	5	1	1	1	0	1	6	11.1	
GONZAGA	02/02/12	*	19	1	4	.250	0	1	.000	2	2	1.000	0	1	1	5.8	4	0	1	1	0	0	4	10.8	
at Portland	02/04/12	*	17	1	6	.167	1	4	.250	4	6	.667	2	5	7	5.8	4	0	0	1	1	2	7	10.7	
PEPPERDINE	02/11/12	*	27	7	11	.636	5	8	.625	4	4	1.000	2	10	12	6.1	0	0	2	0	1	2	23	11.1	
Totals			27	707	97	224	.433	34	89	.382	73	97	.753	51	113	164	6.1	72	2	75	48	7	30	301	11.1


CAREER STATISTICS (ALL GAMES)

Year	GP	GS	Min	Avg	FG	FGA	Pct	3FG	FGA	Pct	FT	FTA	Pct	Off	Def	TR	Avg	PF	FO	A	TO	Blk	Stl	Pts	Avg
2008-09	33	1	354	10.7	30	75	.400	9	21	.429	27	42	.643	13	49	62	1.9	33	1	13	22	3	9	96	2.9
2009-10	36	2	464	12.9	57	122	.467	11	27	.407	39	55	.709	40	70	110	3.1	56	1	31	29	9	19	164	4.6
2010-11	37	22	772	20.9	88	212	.415	24	83	.289	68	90	.756	52	127	179	4.8	83	2	30	40	11	29	268	7.2
2011-12	27	27	707	26.2	97	224	.433	34	89	.382	73	97	.753	51	113	164	6.1	72	2	75	48	7	30	301	11.1
TOTAL	133	52	2297	17.3	272	633	.430	78	220	.355	207	284	.729	156	359	515	3.9	244	6	149	139	30	87	829	6.2

CAREER STATISTICS (CONFERENCE GAMES)

Year	GP	GS	Min	Avg	FG	FGA	Pct	3FG	FGA	Pct	FT	FTA	Pct	Off	Def	TR	Avg	PF	FO	A	TO	Blk	Stl	Pts	Avg
2008-09	16	1	137	8.6	14	34	.412	5	10	.500	5	11	.455	4	16	20	1.3	14	0	3	7	1	2	38	2.4
2009-10	16	0	220	13.8	31	61	.508	5	13	.385	14	19	.737	21	38	59	3.7	25	0	17	10	5	10	81	5.1
2010-11	16	7	333	20.8	46	96	.479	14	36	.389	29	40	.725	19	49	68	4.3	40	0	8	13	5	15	135	8.4
2011-12	12	12	311	25.9	39	95	.411	12	37	.324	35	44	.795	15	43	58	4.8	34	2	34	11	2	12	125	10.4
TOTAL	60	20	1001	16.7	130	286	.455	36	96	.375	83	114	.728	59	146	205	3.4	113	2	62	41	13	39	379	6.3





2 — CRAIG CUSICK
6-2 • 185 • Junior • Guard
Orem, Utah (Utah)

CUSICK NOTES**Last time Out**

- Scored 3 points and dished out 5 assists, 1 rebound and 1 steal vs. Pepperdine

In 2011-12

- Has played in every game of the season and started three
- Averages 3.3 points, 2.0 assists and 1.3 rebounds
- Made 12 of 19 treys (63.2 percent) in conference play
- 45.0 percent FG shooting and 44.7 percent 3-point shooting
- Scored 10 points at Utah with two 3-pointers
- Career-high 8 assists vs. Weber State and followed up with 6 at Utah
- Hit career-high 3 treys at Loyola Marymount

Other

- A member of the BYU practice squad in 2010-11
- Named first-team all-state by the Salt Lake Tribune as a junior and senior
- Named first-team all-state by the Deseret News as a senior and second team as a junior
- Leading scorer in 4A and 5A in 2005-06
- Averaged 22 points, 6.5 rebounds and 5 assists per game as a senior
- Orem High School's all-time leading scorer

Click/scan for Cusick's
bio on BYUcougars.com**11-12 SEASON/CAREER HIGHS**

Points: 12, at Portland — 2/4/12
Points 1st half: 10, at Portland — 2/4/12
Points 2nd half: 9, at Loyola Marymount — 1/5/12
Rebounds: 4, at Loyola Marymount — 1/5/12
Assists: 8, Weber State — 12/7/11
Steals: 4, at Portland — 2/4/12
Blocks: —
FG made: 4, at Portland — 2/4/12
FG attempts: 9, at Portland — 2/4/12
3FG made: 3, at Loyola Marymount — 1/5/12
3FG attempts: 4, three times, last, at Portland — 2/4/12
FT made: 4, at Utah — 12/10/11
FT attempts: 6, at Pepperdine — 1/21/12

MISCELLANEOUS

	11-12	Career
Double-Figure Pts:	2 (2-0)	2 (2-0)
20-plus Pts:	0 (0-0)	0 (0-0)
Double-Figure Reb:	0 (0-0)	0 (0-0)
Double-Doubles:	0 (0-0)	0 (0-0)
3-plus Steals:	1 (1-0)	1 (1-0)
3-plus Blocks:	0 (0-0)	0 (0-0)
3-plus 3-point FGs:	1 (1-0)	1 (1-0)
Scoring Leader:	0 (0-0)	0 (0-0)
Rebound Leader:	0 (0-0)	0 (0-0)
Assist Leader:	5 (2-3)	5 (2-3)

2011-12 GAME-BY-GAME

Opponent	Date	GS	Min	FG	FGA	Pct	3FG	FGA	Pct	FT	FTA	Pct	Off	Def	TR	Avg	PF	FO	A	TO	Blk	Stl	Pts	Avg	
at Utah State	11/11/11		9	0	0	.000	0	0	.000	2	2	1.000	0	0	0	0.0	1	0	1	0	0	1	2	2.0	
BYU-HAWAII	11/15/11		23	2	5	.400	1	4	.250	1	2	.500	0	3	3	1.5	1	0	0	0	0	1	6	4.0	
LONGWOOD	11/18/11	*	16	1	3	.333	1	3	.333	0	0	.000	0	2	2	1.7	3	0	1	0	0	0	3	3.7	
PRAIRIE VIEW A&M	11/22/11	*	19	1	2	.500	1	2	.500	0	0	.000	0	3	3	2.0	0	0	2	0	0	0	3	3.5	
vs Nevada	11/25/11		2	0	0	.000	0	0	.000	0	1	.000	0	0	0	1.6	0	0	0	0	0	1	0	2.8	
vs Wisconsin	11/26/11		20	1	1	1.000	0	0	.000	0	0	.000	1	0	1	1.5	3	0	4	1	0	1	2	2.7	
vs Northern Arizona	11/30/11		13	1	3	.333	0	2	.000	0	0	.000	0	1	1	1.4	0	0	2	2	0	1	2	2.6	
vs Oregon	12/03/11		3	0	0	.000	0	0	.000	0	0	.000	0	1	1	1.4	0	0	0	0	0	0	0	2.3	
WEBER STATE	12/07/11		21	0	1	.000	0	0	.000	0	0	.000	0	2	2	1.4	4	0	8	0	0	1	0	2.0	
at Utah	12/10/11		28	2	5	.400	2	4	.500	4	5	.800	0	3	3	1.6	3	0	6	2	0	0	10	2.8	
BAYLOR	12/17/11	*	18	1	3	.333	0	2	.000	0	0	.000	0	0	0	1.5	1	0	4	1	0	0	2	2.7	
BUFFALO	12/20/11		13	0	1	.000	0	1	.000	0	0	.000	0	0	0	1.3	1	0	3	1	0	0	0	2.5	
UC SANTA BARBARA	12/22/11		8	0	0	.000	0	0	.000	1	2	.500	0	0	0	1.2	0	0	0	1	0	0	1	2.4	
CS SAN MARCOS	12/27/11		15	2	3	.667	0	1	.000	1	1	1.000	0	1	1	1.2	0	0	1	1	0	1	5	2.6	
at Saint Mary's (CA)	12/29/11		15	2	2	1.000	1	1	1.000	0	0	.000	0	1	1	1.2	4	0	3	1	0	1	5	2.7	
SAN DIEGO	12/31/11		19	1	1	1.000	1	1	1.000	0	0	.000	0	1	1	1.2	0	0	3	1	0	1	3	2.8	
at Loyola Marymount	01/05/12		18	3	6	.500	3	3	1.000	0	0	.000	0	4	4	1.4	1	0	0	2	0	1	9	3.1	
SAN FRANCISCO	01/07/12		10	1	3	.333	1	2	.500	0	0	.000	0	1	1	1.3	0	0	1	1	0	0	3	3.1	
SANTA CLARA	01/14/12		19	1	1	1.000	1	1	1.000	0	0	.000	0	0	0	1.3	2	0	0	1	0	0	3	3.1	
at San Diego	01/16/12		18	3	3	1.000	2	2	1.000	0	0	.000	0	1	1	1.3	0	0	0	0	0	0	8	3.4	
LOYOLA MARYMOUNT	01/19/12		17	0	3	.000	0	2	.000	0	0	.000	0	0	0	1.2	1	0	4	1	0	2	0	3.2	
at Pepperdine	01/21/12		23	0	0	.000	0	0	.000	4	6	.667	0	2	2	1.2	1	0	2	0	0	1	4	3.2	
at Virginia Tech	01/25/12		5	0	0	.000	0	0	.000	0	0	.000	0	0	0	1.2	1	0	0	0	0	0	0	3.1	
SAINT MARY'S	01/28/12		13	1	2	.500	1	2	.500	0	0	.000	0	0	0	1.1	0	0	1	0	0	1	3	3.1	
GONZAGA	02/02/12		15	0	3	.000	0	1	.000	0	0	.000	0	3	3	1.2	1	0	2	0	0	2	0	3.0	
at Portland	02/04/12		29	4	9	.444	2	4	.500	2	4	.500	1	2	3	1.3	1	0	0	2	0	4	12	3.3	
PEPPERDINE	02/11/12		27	1	4	.250	1	2	.500	0	0	.000	0	1	1	1.3	1	0	5	1	0	1	3	3.3	
Totals			3	436	28	64	.438	18	40	.450	15	23	.652	2	32	34	1.3	30	0	53	19	0	21	89	3.3

CAREER STATISTICS (ALL GAMES)

Year	GP	GS	Min	Avg	FG	FGA	Pct	3FG	FGA	Pct	FT	FTA	Pct	Off	Def	TR	Avg	PF	FO	A	TO	Blk	Stl	Pts	Avg
2011-12	27	3	436	16.1	28	64	.438	18	40	.450	15	23	.652	2	32	34	1.3	30	0	53	19	0	21	89	3.3
TOTAL	27	3	436	16.1	28	64	.438	18	40	.450	15	23	.652	2	32	34	1.3	30	0	53	19	0	21	89	3.3

CAREER STATISTICS (CONFERENCE GAMES)

Year	GP	GS	Min	Avg	FG	FGA	Pct	3FG	FGA	Pct	FT	FTA	Pct	Off	Def	TR	Avg	PF	FO	A	TO	Blk	Stl	Pts	Avg
2011-12	12	0	223	18.6	17	37	.459	13	21	.619	6	10	.600	1	16	17	1.4	12	0	21	10	0	14	53	4.4
TOTAL	12	0	223	18.6	17	37	.459	13	21	.619	6	10	.600	1	16	17	1.4	12	0	21	10	0	14	53	4.4



**5 — CHRIS COLLINSWORTH**

6-9 • 235 • Sophomore • Forward
Provo, Utah (Provo HS)

COLLINSWORTH NOTES**Last time Out**

- Did not play at Pepperdine

In 2011-12

- Played in first two games of 2011-12 season
- Is currently out with a knee injury

Other

- Parents are Jeff and Alisa and has two sisters and two brothers, brother Kyle played as a freshman for BYU in 2010-11 and is currently serving a mission in Russia
- Served a mission for The Church of Jesus Christ of Latter-day Saints in Australia
- Named the 2007 Gatorade Utah Boys' Basketball Player of the Year and helped Provo win the state title with 27 points in the title game
- As a senior was first-team all-state and received Deseret News 4A and All-Valley MVP honors
- Averaged 16.6 points and 12 rebounds per game despite playing most of the season with a fracture in his right index finger
- Averaged 14.1 points, 6.5 rebounds and 3.3 assists per game to go along with 38 steals and 28 blocks as a junior

Click/scan for Collinsworth's bio
on BYUcougars.com

**11-12 SEASON HIGHS**

Points: —
Points 1st half: —
Points 2nd half: —
Rebounds: 1, BYU-Hawaii — 11/15/11
Assists: 1 at Utah State — 11/11/11
Steals: —
Blocks: 1, BYU-Hawaii — 11/15/11
FG made: —
FG attempts: 1 at Utah State — 11/11/11
3FG made: —
3FG attempts: 1 at Utah State — 11/11/11
FT made: —
FT attempts: —

CAREER HIGHS

Points: 15, Chicago State — 11/20/10
Rebounds: 11, at UNLV — 01/15/08
Assists: 3, 4 times
Steals: 2, twice, last vs. Chicago State — 11/20/10
Blocks: 2, 3 times, last vs. Colorado State — 03/13/08
FG made: 5, Chicago State — 11/20/10
FG attempts: 8, Chicago State — 11/20/10
3FG made: 1, 7 times
3FG attempts: 3, 4 times
FT made: 7, at Weber State — 12/21/10
FT attempts: 8, at Weber State — 12/21/10

MISCELLANEOUS

	11-12	Career
Double-Figure Pts:	0 (0-0)	4 (4-0)
20-plus Pts:	0 (0-0)	0 (0-0)
Double-Figure Reb:	0 (0-0)	3 (2-1)
Double-Doubles:	0 (0-0)	1 (1-0)
3-plus Steals:	0 (0-0)	0 (0-0)
3-plus Blocks:	0 (0-0)	0 (0-0)
3-plus 3-point FGs:	0 (0-0)	1 (1-0)
Scoring Leader:	0 (0-0)	0 (0-0)
Rebound Leader:	0 (0-0)	11 (8-3)
Assist Leader:	0 (0-0)	1 (0-1)

2011-12 GAME-BY-GAME

Opponent	Date	GS	Min	FG	FGA	Pct	3FG	FGA	Pct	FT	FTA	Pct	Off	Def	TR	Avg	PF	FO	A	TO	Blk	Stl	Pts	Avg
at Utah State	11/11/11	5	0	1	.000	0	1	.000	0	0	0	.000	0	0	0	0.0	3	0	1	2	0	0	0	0.0
BYU-HAWAII	11/15/11	7	0	1	.000	0	0	.000	0	0	0	.000	0	0	1	0.5	0	0	1	1	1	0	0	0.0
LONGWOOD	11/18/11	DNP																						
PRAIRIE VIEW A&M	11/22/11	DNP																						
vs. Nevada	11/25/11	DNP																						
vs. Wisconsin	11/26/11	DNP																						
vs. Northern Arizona	11/30/11	DNP																						
vs. Oregon	12/03/11	DNP																						
WEBER STATE	12/07/11	DNP																						
at Utah	12/10/11	DNP																						
BAYLOR	12/17/11	DNP																						
BUFFALO	12/20/11	DNP																						
UC SANTA BARBARA	12/22/11	DNP																						
CS SAN MARCOS	12/27/11	DNP																						
at Saint Mary's (CA)	12/29/11	DNP																						
SAN DIEGO	12/31/11	DNP																						
at Loyola Marymount	01/05/12	DNP																						
SAN FRANCISCO	01/07/12	DNP																						
SANTA CLARA	01/14/12	DNP																						
at San Diego	01/16/12	DNP																						
LOYOLA MARYMOUNT	01/19/12	DNP																						
at Pepperdine	01/21/12	DNP																						
at Virginia Tech	01/25/12	DNP																						
SAINT MARY'S	01/28/12	DNP																						
GONZAGA	02/02/12	DNP																						
at Portland	02/04/12	DNP																						
PEPPERDINE	02/11/12	DNP																						
Totals		0	12	0	2	.000	0	1	.000	0	0	.000	0	1	1	0.5	3	0	1	3	1	0	0	0.0


CAREER STATISTICS (ALL GAMES)

Year	GP	GS	Min	Avg	FG	FGA	Pct	3FG	FGA	Pct	FT	FTA	Pct	Off	Def	TR	Avg	PF	FO	A	TO	Blk	Stl	Pts	Avg
2007-08	35	6	55.7	15.9	42	112	.375	6	33	.182	22	51	.431	47	122	169	4.8	53	0	19	32	14	9	112	3.2
2010-11	9	4	14.7	16.3	16	39	.410	1	8	.125	20	27	.741	16	34	50	5.6	16	1	12	8	0	4	53	5.9
2011-12	2	0	12.0	6.0	0	2	.000	0	1	.000	0	0	.000	0	1	1	0.5	3	0	1	3	1	0	0	0.0
TOTAL	46	10	716	15.6	58	153	.379	7	42	.167	42	78	.538	63	157	220	4.8	72	1	32	43	15	13	165	3.6

CAREER STATISTICS (CONFERENCE GAMES)

Year	GP	GS	Min	Avg	FG	FGA	Pct	3FG	FGA	Pct	FT	FTA	Pct	Off	Def	TR	Avg	PF	FO	A	TO	Blk	Stl	Pts	Avg
2007-08	16	1	24.2	15.1	20	57	.351	3	15	.200	7	20	.350	23	61	84	5.3	19	0	6	9	5	4	50	3.1
TOTAL	16	1	242	15.1	20	57	.351	3	15	.200	7	20	.350	23	61	84	5.3	19	0	6	9	5	4	50	3.1



**10 — MATT CARLINO**

6-2 • 175 • Freshman • Guard
Scottsdale, Ariz. (Bloomington South HS)

CARLINO NOTES**Last time Out**

- Had 10 points, 6 assists, 3 rebounds and 3 steals vs. Pepperdine

In 2011-12

- Averaging 12.6 points, 4.5 assists, 3.3 rebounds and 1.4 steals
- Scored in double figures in 12 games
- Shooting 41.2 percent from the field and 79.5 percent from
- Went for 18 points and 5 assists vs. No. 24 Gonzaga
- Scored 22 points and added 6 assists, 1 block and 2 steals vs. UC Santa Barbara
- Posted a double-double vs. Buffalo with 10 points and 11 assists and added 7 rebounds and 3 steals
- Totaled 22 points, 8 assists, 1 block and 1 steal vs. Santa Clara

Other

- Redshirted at BYU in 2010-11 after transferring from UCLA
- Father, Mark, played basketball at Arizona State and uncle Brock Brunkhorst played basketball at Arizona
- Lists former Utah Jazz great, John Stockton, and New York Yankees' closer Mariano Rivera as his sports heroes
- Led Bloomington South to a 23-1 record while averaging 13.4 points, 5.9 rebounds and 4.3 assists per game
- Led Bloomington South to the 4A State Regional Finals and a No. 1 ranking for much of the season
- Named to Indiana Junior All-Star Team and to All-Conference Indiana Team

Click/scan for Carlino's
 bio on BYUcougars.com

**11-12 SEASON/CAREER HIGHS**

Points: 22, UCSB – 12/22/11
 Points 1st half: 10, UCSB – 12/22/11
 Points 2nd half: 16, CSUSM – 12/27/11
 Rebounds: 7, Buffalo – 12/20/11, at San Diego – 1/16/12
 Assists: 11, Buffalo – 12/20/11
 Steals: 3, four times, last, Gonzaga – 2/2/12
 Blocks: 1, five times, last, at Portland – 2/4/12
 FG made: 8, UCSB – 12/22/11
 FG attempts: 15, three times, last, vs. SMC – 1/28/12
 3FG made: 4, Baylor – 12/17/11
 3FG attempts: 8, Baylor – 12/17/11, at Va. Tech – 1/25/12
 FT made: 7, at Portland – 2/4/12
 FT attempts: 8, at Portland – 2/4/12

MISCELLANEOUS

	11-12	Career
Double-Figure Pts:	12 (9-3)	12 (9-3)
20-plus Pts:	2 (2-0)	2 (2-0)
Double-Figure Reb:	0 (0-0)	0 (0-0)
Double-Doubles:	1 (1-0)	1 (1-0)
3-plus Steals:	5 (5-0)	5 (5-0)
3-plus Blocks:	0 (0-0)	0 (0-0)
3-plus 3-point FGs:	5 (3-2)	5 (3-2)
Scoring Leader:	3 (1-2)	3 (1-2)
Rebound Leader:	0 (0-0)	0 (0-0)
Assist Leader:	10 (8-2)	10 (8-2)

2011-12 GAME-BY-GAME

Opponent	Date	GS	Min	FG	FGA	Pct	3FG	FGA	Pct	FT	FTA	Pct	Off	Def	TR	Avg	PF	FO	A	TO	Blk	Stl	Pts	Avg	
at Utah State	11/11/11		DNP																						
BYU-HAWAII	11/15/11		DNP																						
LONGWOOD	11/18/11		DNP																						
PRAIRIE VIEW A&M	11/22/11		DNP																						
vs. Nevada	11/25/11		DNP																						
vs. Wisconsin	11/26/11		DNP																						
vs. Northern Arizona	11/30/11		DNP																						
vs. Oregon	12/03/11		DNP																						
WEBER STATE	12/07/11		DNP																						
at Utah	12/10/11		DNP																						
BAYLOR	12/17/11		24	7	14	.500	4	8	.500	0	0	.000	0	1	1	1.0	4	0	2	4	1	1	18	18.0	
BUFFALO	12/20/11	*	29	3	9	.333	2	5	.400	2	2	1.000	1	6	7	4.0	3	0	11	5	0	3	10	14.0	
UC SANTA BARBARA	12/22/11	*	32	8	14	.571	3	5	.600	3	5	.600	0	2	2	3.3	1	0	6	3	1	2	22	16.7	
CS SAN MARCOS	12/27/11	*	21	6	7	.857	3	4	.750	4	4	1.000	0	2	2	3.0	2	0	0	2	0	3	19	17.3	
at Saint Mary's (CA)	12/29/11	*	27	5	15	.333	3	6	.500	0	0	.000	1	3	4	3.2	4	0	6	3	0	0	13	16.4	
SAN DIEGO	12/31/11	*	20	3	7	.429	2	5	.400	0	0	.000	0	6	6	3.7	5	1	3	2	1	3	8	15.0	
at Loyola Marymount	01/05/12	*	24	2	9	.222	1	7	.143	4	6	.667	1	1	2	3.4	0	0	7	1	0	1	9	14.1	
SAN FRANCISCO	01/07/12	*	31	4	6	.667	2	3	.667	2	2	1.000	0	1	1	3.1	1	0	4	2	0	2	12	13.9	
SANTA CLARA	01/14/12	*	33	7	12	.583	3	6	.500	4	6	.667	0	3	3	3.1	2	0	8	2	1	1	21	14.7	
at San Diego	01/16/12	*	25	5	9	.556	2	4	.500	2	2	1.000	1	6	7	3.5	2	0	2	4	1	0	14	14.6	
LOYOLA MARYMOUNT	01/19/12	*	30	2	10	.200	1	7	.143	0	0	.000	1	3	4	3.5	4	0	3	3	0	0	5	13.7	
at Pepperdine	01/21/12	*	20	0	4	.000	0	1	.000	0	0	.000	0	1	1	3.3	1	0	2	0	0	0	0	12.6	
at Virginia Tech	01/25/12	*	35	3	15	.200	1	8	.125	0	0	.000	1	5	6	3.5	2	0	5	1	0	0	7	12.2	
SAINT MARY'S	01/28/12	*	28	6	15	.400	0	5	.000	3	4	.750	1	2	3	3.5	5	1	3	0	0	0	15	12.4	
GONZAGA	02/02/12	*	28	7	13	.538	1	2	.500	3	4	.750	0	0	0	3.3	3	0	5	3	0	3	18	12.7	
at Portland	02/04/12	*	27	3	11	.273	0	4	.000	7	8	.875	1	3	4	3.3	2	0	4	2	1	1	13	12.8	
PEPPERDINE	02/11/12	*	20	4	11	.364	1	7	.143	1	1	1.000	0	3	3	3.3	0	0	6	3	0	3	10	12.6	
Totals			16	454	75	182	.412	29	88	.330	35	44	.795	8	48	56	3.3	41	2	77	40	6	23	214	12.6


CAREER STATISTICS (ALL GAMES)

Year	GP	GS	Min	Avg	FG	FGA	Pct	3FG	FGA	Pct	FT	FTA	Pct	Off	Def	TR	Avg	PF	FO	A	TO	Blk	Stl	Pts	Avg
2011-12	17	16	454	26.7	75	182	.412	29	88	.330	35	44	.795	8	48	56	3.3	41	2	77	40	6	23	214	12.6
TOTAL	17	16	454	26.7	75	182	.412	29	88	.330	35	44	.795	8	48	56	3.3	41	2	77	40	6	23	214	12.6

CAREER STATISTICS (CONFERENCE GAMES)

Year	GP	GS	Min	Avg	FG	FGA	Pct	3FG	FGA	Pct	FT	FTA	Pct	Off	Def	TR	Avg	PF	FO	A	TO	Blk	Stl	Pts	Avg
2011-12	12	12	313	26.1	48	123	.390	16	58	.276	26	33	.788	6	32	38	3.2	29	2	53	25	4	14	138	11.5
TOTAL	12	12	313	26.1	48	123	.390	16	58	.276	26	33	.788	6	32	38	3.2	29	2	53	25	4	14	138	11.5



**12 — JOSH SHARP**

6-7 • 185 • Freshman • Forward
Highland, Utah (Utah)

SHARP NOTES**Last time Out**

- Played 7 minutes vs. Pepperdine and posted 3 points and 1 assist

In 2011-12

- Has played in 21 of 27 games this year
- Has had at least 1 offensive rebound in nine games
- Averages 1.6 points and 1.6 rebounds
- Knocked down first career 3-pointer vs. Prairie View A&M
- 47.4 percent FG shooting

Other

- Parents are Joe and Debbie Sharp
- Served a mission for The Church of Jesus Christ of Latter-day Saints in Houston
- Played for Quincy Lewis at Lone Peak High School
- Helped the Knights to back-to-back state titles in 2007-08
- Named first-team all-state by the Deseret News and Salt Lake Tribune
- A team captain as a senior
- Averaged 13.5 points and 6.3 rebounds as a senior
- Redshirted the 2008-09 season at Utah

Click/scan for Sharp's bio
 on BYUcougars.com

**11-12 SEASON/CAREER HIGHS**

Points: 5, BYU-Hawaii – 11/15/11
 Points 1st half: 4, Buffalo – 12/20/11
 Points 2nd half: 5, BYU-Hawaii – 11/15/11; PVAMU – 11/22/11
 Rebounds: 6, BYU-Hawaii – 11/15/11; PVAMU – 11/22/11
 Assists: 3, Longwood – 11/18/11
 Steals: 1, three times, last, San Diego – 12/31/11
 Blocks: 1, vs. San Francisco – 1/7/12, San Diego – 12/31/11
 FG made: 2, three times, last, Buffalo – 12/20/11
 FG attempts: 4, at Utah State – 11/11/11
 3FG made: 1, Prairie View A&M – 11/22/11
 3FG attempts: 1, four times, last, CSUSM – 1/27/11
 FT made: 3, Pepperdine – 2/11/12
 FT attempts: 4, CSUSM – 12/27/11, Pepperdine – 2/11/12

MISCELLANEOUS

	11-12	Career
Double-Figure Pts:	0 (0-0)	0 (0-0)
20-plus Pts:	0 (0-0)	0 (0-0)
Double-Figure Reb:	0 (0-0)	0 (0-0)
Double-Doubles:	0 (0-0)	0 (0-0)
3-plus Steals:	0 (0-0)	0 (0-0)
3-plus Blocks:	0 (0-0)	0 (0-0)
3-plus 3-point FGs:	0 (0-0)	0 (0-0)
Scoring Leader:	0 (0-0)	0 (0-0)
Rebound Leader:	0 (0-0)	0 (0-0)
Assist Leader:	0 (0-0)	0 (0-0)

2011-12 GAME-BY-GAME

Opponent	Date	GS	Min	FG	FGA	Pct	3FG	FGA	Pct	FT	FTA	Pct	Off	Def	TR	Avg	PF	FO	A	TO	Blk	Stl	Pts	Avg
at Utah State	11/11/11	15	1	4	.250	0	0	.000	0	0	.000	0	0	2	4	4.0	2	0	0	0	0	0	2	2.0
BYU-HAWAII	11/15/11	12	2	3	.667	0	0	.000	1	3	.333	2	4	6	5.0	2	0	1	0	0	1	5	3.5	
LONGWOOD	11/18/11	17	0	1	.000	0	0	.000	1	2	.500	1	3	4	4.7	3	0	3	1	0	0	1	2.7	
PRAIRIE VIEW A&M	11/22/11	22	2	2	1.000	1	1	1.000	0	0	.000	1	5	6	5.0	2	0	1	1	0	0	5	3.3	
vs Nevada	11/25/11	10	0	0	.000	0	0	.000	0	0	.000	0	1	1	4.2	1	0	0	2	0	0	0	2.6	
vs Wisconsin	11/26/11	1	0	0	.000	0	0	.000	0	0	.000	1	0	1	3.7	0	0	0	0	0	0	0	2.2	
vs Northern Arizona	11/30/11	16	1	2	.500	0	1	.000	0	0	.000	1	0	1	3.3	3	0	2	3	0	0	2	2.1	
vs Oregon	12/03/11	2	0	0	.000	0	0	.000	0	0	.000	0	0	0	2.9	1	0	0	1	0	0	0	1.9	
WEBER STATE	12/07/11	3	0	0	.000	0	0	.000	0	0	.000	0	0	0	2.6	0	0	0	1	0	0	0	1.7	
at Utah	12/10/11	DNP																						
BAYLOR	12/17/11	DNP																						
BUFFALO	12/20/11	14	2	3	.667	0	1	.000	0	0	.000	0	0	0	2.3	0	0	1	0	0	0	4	1.9	
UC SANTA BARBARA	12/22/11	3	0	0	.000	0	0	.000	0	0	.000	0	0	0	2.1	0	0	0	0	0	0	0	1.7	
CS SAN MARCOS	12/27/11	15	1	3	.333	0	1	.000	2	4	.500	2	2	4	2.3	0	0	1	1	0	1	4	1.9	
at Saint Mary's (CA)	12/29/11	1	0	0	.000	0	0	.000	2	2	1.000	1	0	1	2.2	0	0	0	0	0	0	2	1.9	
SAN DIEGO	12/31/11	5	0	0	.000	0	0	.000	0	0	.000	1	1	2	2.1	0	0	1	1	1	1	0	1.8	
at Loyola Marymount	01/05/12	DNP																						
SAN FRANCISCO	01/07/12	11	0	1	.000	0	0	.000	1	2	.500	0	0	0	2.0	1	0	0	0	1	0	1	1.7	
SANTA CLARA	01/14/12	2	0	0	.000	0	0	.000	2	2	1.000	0	1	1	1.9	0	0	0	0	0	0	2	1.8	
at San Diego	01/16/12	6	0	0	.000	0	0	.000	1	2	.500	0	0	0	1.8	1	0	0	0	0	0	1	1.7	
LOYOLA MARYMOUNT	01/19/12	2	0	0	.000	0	0	.000	0	0	.000	0	1	1	1.8	0	0	0	1	0	0	0	1.6	
at Pepperdine	01/21/12	DNP																						
at Virginia Tech	01/25/12	DNP																						
SAINT MARY'S	01/28/12	1	0	0	.000	0	0	.000	0	0	.000	1	0	1	1.7	0	0	0	0	0	0	0	1.5	
GONZAGA	02/02/12	DNP																						
at Portland	02/04/12	5	0	0	.000	0	0	.000	1	2	.500	0	0	0	1.7	0	0	0	0	0	0	1	1.5	
PEPPERDINE	02/11/12	7	0	1	.000	0	1	.000	3	4	.750	0	0	0	1.6	1	0	1	0	0	0	3	1.6	
Totals		0	170	9	20	.450	1	5	.200	14	23	.609	13	20	33	1.6	17	0	11	12	2	3	33	1.6

CAREER STATISTICS (ALL GAMES)

Year	GP	GS	Min	Avg	FG	FGA	Pct	3FG	FGA	Pct	FT	FTA	Pct	Off	Def	TR	Avg	PF	FO	A	TO	Blk	Stl	Pts	Avg
2011-12	21	0	170	8.1	9	20	.450	1	5	.200	14	23	.609	13	20	33	1.6	17	0	11	12	2	3	33	1.6
TOTAL	21	0	170	8.1	9	20	.450	1	5	.200	14	23	.609	13	20	33	1.6	17	0	11	12	2	3	33	1.6

CAREER STATISTICS (CONFERENCE GAMES)

Year	GP	GS	Min	Avg	FG	FGA	Pct	3FG	FGA	Pct	FT	FTA	Pct	Off	Def	TR	Avg	PF	FO	A	TO	Blk	Stl	Pts	Avg
2011-12	9	0	40	4.4	0	2	.000	0	1	.000	10	14	.714	3	3	6	0.7	3	0	2	2	2	1	10	1.1
TOTAL	9	0	40	4.4	0	2	.000	0	1	.000	10	14	.714	3	3	6	0.7	3	0	2	2	2	1	10	1.1



**13 — BROCK ZYLSTRA**

6-6 • 210 • Junior • Guard
La Verne, Calif. (Bonita HS)

ZYLSTRA NOTES**Last time Out**

- Did not play vs. Pepperdine due to a sprained ankle

In 2011-12

- Played in every game but 1
- Shot a perfect 8 of 8 from the field and made 6 treys vs. San Francisco. The six consecutive threes made ties a BYU record for consecutive 3-pointers in a single game (Jonathan Tavernari 2007, Nate Call 1991)
- Scored a career-high 26 points against Buffalo to go with 4 assists and 4 steals
- Averages 8.4 points, 4.2 rebounds, 2.1 assists and 1.3 steals
- Has at least 1 steal in 21 games
- 46.6 percent FG shooting and 39.0 percent 3-point FG shooting

Other

- Parents are Dave and Maxine Zylstra
- Wife's name is Sarah and they have a daughter, Sophia
- Served a mission for The Church of Jesus Christ of Latter-day Saints in New Zealand
- Recruited by Yale, Harvard, UC Davis, UC Irvine, UC Santa Barbara and Dartmouth
- Averaged 22 points, 12 rebounds, three steals and one block per game as a senior at Bonita HS

Click/scan for Zylstra's
bio on BYUcougars.com

**11-12 SEASON HIGHS**

Points: 26, Buffalo -- 12/20/11
Points 1st half: 15, vs. Northern Arizona -- 11/30/11
Points 2nd half: 14, at San Diego -- 1/16/12
Rebounds: 7, four times, last, at Pepperdine -- 1/21/12
Assists: 5, UCSB -- 12/22/11
Steals: 4, Buffalo -- 12/20/11
Blocks: 1, Weber State -- 12/7/11, UCSB, 12/22/11
FG made: 9, Buffalo -- 12/20/11
FG attempts: 16, Buffalo -- 12/20/11
3FG made: 6, vs. San Francisco -- 1/7/12
3FG attempts: 10, Buffalo -- 12/20/11
FT made: 4, Buffalo -- 12/20/11
FT attempts: 4, Buffalo -- 12/20/11, UCSB -- 12/22/11

CAREER HIGHS

Points: 26, Buffalo -- 12/20/11
Rebounds: 7, four times, last, at Pepperdine -- 1/21/12
Assists: 5, UCSB -- 12/22/11
Steals: 4, Buffalo -- 12/20/11
Blocks: 1, three times, last, UCSB -- 12/22/11
FG made: 9, Buffalo -- 12/20/11
FG attempts: 16, Buffalo -- 12/20/11
3FG made: 6, vs. San Francisco -- 1/7/12
3FG attempts: 10, Buffalo -- 12/20/11
FT made: 4, Buffalo -- 12/20/11
FT attempts: 4, four times, last, San Diego -- 12/31/11

MISCELLANEOUS

	11-12	Career
Double-Figure Pts:	6 (6-0)	7 (7-0)
20-plus Pts:	4 (4-0)	4 (4-0)
Double-Figure Reb:	0 (0-0)	0 (0-0)
Double-Doubles:	0 (0-0)	0 (0-0)
3-plus Steals:	3 (2-1)	3 (2-1)
3-plus Blocks:	0 (0-0)	0 (0-0)
3-plus 3-point FGs:	5 (5-0)	6 (6-0)
Scoring Leader:	4 (4-0)	4 (4-0)
Rebound Leader:	1 (1-0)	1 (1-0)
Assist Leader:	0 (0-0)	0 (0-0)

2011-12 GAME-BY-GAME

Opponent	Date	GS	Min	FG	FGA	Pct	3FG	FGA	Pct	FT	FTA	Pct	Off	Def	TR	Avg	PF	FO	A	TO	Blk	Stl	Pts	Avg
at Utah State	11/11/11	*	31	1	4	.250	0	3	.000	0	0	.000	0	3	3	3.0	3	0	3	5	0	1	2	2.0
BYU-HAWAII	11/15/11	*	32	3	9	.333	1	4	.250	0	0	.000	3	3	6	4.5	2	0	1	5	0	1	7	4.5
LONGWOOD	11/18/11	*	18	2	5	.400	2	3	.667	0	0	.000	1	0	1	3.3	1	0	1	0	0	1	6	5.0
PRAIRIE VIEW A&M	11/22/11	*	14	2	4	.500	2	4	.500	2	2	1.000	1	3	4	3.5	3	0	1	2	0	1	8	5.8
vs Nevada	11/25/11	*	30	3	7	.429	2	5	.400	0	0	.000	1	1	2	3.2	1	0	2	0	0	1	8	6.2
vs Wisconsin	11/26/11	*	22	2	7	.286	0	4	.000	0	0	.000	1	4	5	3.5	1	0	0	0	0	1	4	5.8
vs Northern Arizona	11/30/11	*	26	8	10	.800	5	6	.833	2	2	1.000	1	2	3	3.4	3	0	1	1	0	1	23	8.3
vs Oregon	12/03/11	*	26	2	6	.333	1	4	.250	2	3	.667	0	0	0	3.0	1	0	3	0	0	2	7	8.1
WEBER STATE	12/07/11	*	27	6	11	.545	3	5	.600	0	0	.000	0	6	6	3.3	1	0	2	0	1	1	15	8.9
at Utah	12/10/11	*	28	2	6	.333	2	5	.400	0	0	.000	1	1	2	3.2	1	0	4	1	0	0	6	8.6
BAYLOR	12/17/11	*	38	1	4	.250	1	2	.500	1	2	.500	0	7	7	3.5	1	0	3	3	0	1	4	8.2
BUFFALO	12/20/11	*	36	9	16	.563	4	10	.400	4	4	1.000	0	2	2	3.4	1	0	4	2	0	4	26	9.7
UC SANTA BARBARA	12/22/11	*	32	3	5	.600	2	4	.500	1	4	.250	1	6	7	3.7	3	0	5	4	1	1	9	9.6
CS SAN MARCOS	12/27/11	*	21	1	2	.500	1	2	.500	0	0	.000	1	3	4	3.7	0	0	2	1	0	2	3	9.1
at Saint Mary's (CA)	12/29/11	*	32	2	3	.667	0	1	.000	0	1	.000	1	1	2	3.6	4	0	3	1	0	0	4	8.8
SAN DIEGO	12/31/11	*	28	2	6	.333	1	5	.200	3	4	.750	1	5	6	3.8	2	0	3	1	0	0	8	8.8
at Loyola Marymount	01/05/12	*	29	0	1	.000	0	1	.000	0	0	.000	1	4	5	3.8	4	0	3	2	0	0	0	8.2
SAN FRANCISCO	01/07/12	*	25	8	8	1.000	6	6	1.000	0	0	.000	0	6	6	3.9	2	0	3	3	0	1	22	9.0
SANTA CLARA	01/14/12	*	29	3	6	.500	1	3	.333	0	0	.000	0	4	4	3.9	2	0	2	1	0	1	7	8.9
at San Diego	01/16/12	*	33	6	11	.545	5	8	.625	0	0	.000	0	7	7	4.1	0	0	1	2	0	3	17	9.3
LOYOLA MARYMOUNT	01/19/12	*	35	2	7	.286	1	5	.200	2	4	.500	3	3	6	4.2	3	0	0	1	0	2	7	9.2
at Pepperdine	01/21/12	*	36	1	6	.167	0	4	.000	3	5	.600	2	5	7	4.3	1	0	1	1	0	2	5	9.0
at Virginia Tech	01/25/12	*	27	1	5	.200	1	5	.200	0	0	.000	0	0	0	4.1	4	0	2	0	0	0	3	8.7
SAINT MARY'S	01/28/12	*	28	0	5	.000	0	4	.000	1	2	.500	3	1	4	4.1	1	0	3	2	1	3	1	8.4
GONZAGA	02/02/12	25	2	3	.667	0	1	.000	0	0	0	.000	0	4	4	4.1	2	0	1	1	0	2	4	8.2
at Portland	02/04/12	28	3	5	.600	0	2	.000	6	9	.667	2	3	5	4.2	3	0	0	1	0	1	12	8.4	
PEPPERDINE	02/11/12	DNP																						

Totals 24 736 75 161 .466 41 105 .390 27 42 .643 24 84 108 4.2 50 0 54 40 3 33 218 8.4

CAREER STATISTICS (ALL GAMES)

Year	GP	GS	Min	Avg	FG	FGA	Pct	3FG	FGA	Pct	FT	FTA	Pct	Off	Def	TR	Avg	PF	FO	A	TO	Blk	Stl	Pts	Avg
2009-10	20	0	63	3.2	7	18	.389	0	3	.000	5	8	.625	2	11	13	0.7	4	0	2	4	1	1	19	1.0
2010-11	29	0	150	5.2	10	32	.313	6	22	.273	7	12	.583	5	19	24	0.8	13	0	9	4	0	8	33	1.1
2011-12	26	24	736	28.3	75	161	.466	41	105	.390	27	42	.643	24	84	108	4.2	50	0	54	40	3	33	218	8.4
TOTAL	75	24	949	12.7	92	211	.436	47	130	.362	39	62	.629	31	114	145	1.9	67	0	65	48	4	42	270	3.6

CAREER STATISTICS (CONFERENCE GAMES)

Year	GP	GS	Min	Avg	FG	FGA	Pct	3FG	FGA	Pct	FT	FTA	Pct	Off	Def	TR	Avg	PF	FO	A	TO	Blk	Stl	Pts	Avg
2009-10	8	0	24	3.0	3	7	.429	0	1	.000	2	4	.500	1	1	2	0.3	2	0	1	2	0	0	8	1.0
2010-11	11	0	40	3.6	2	7	.286	0	3	.000	3	7	.429	2	5	7	0.6	4	0	2	0	0	2	7	0.6
2011-12	11	9	328	29.8	29	60	.483	14	39	.359	15	25	.600	13	43	56	5.1	24	0	20	16	1	15	87	7.9
TOTAL	30	9	392	13.1	34	74	.459	14	43	.326	20	36	.556	16	49	65	2.2	30	0	23	18	1	17	102	3.4



**14 — NICK MARTINEAU**

6-0 • 170 • Junior • Guard
Fruit Heights, Utah (Davis HS)

MARTINEAU NOTES**Last time Out**

- Scored 5 points with one 3-pointer and grabbed 1 rebound vs. Pepperdine

In 2011-12

- Had 3 rebounds, 2 assists and 1 steal vs. CSUSM
- Posted 5 points and 1 rebound vs. Pepperdine
- Played 7 minutes vs. Prairie View A&M and tallied 2 rebounds, 2 assists and 1 steal
- Played 2 minutes vs. BYU-Hawaii and scored 1 point (1-2 FT)
- Made one 3-pointer vs. Longwood and vs. San Diego

Other

- Parents are Chris and Sherrie and has three brothers and one sister
- Wife's name is Karli
- Served a mission for The Church of Jesus Christ of Latter-day Saints in Chile
- Also recruited by Southern Utah, Penn, Columbia, Princeton, Stanford, Air Force, Utah State and Utah
- Averaged 15 points and six assists per game at Davis High School, earning first-team all-state honors as a senior
- Named Salt Lake Tribune second-team all-state and Deseret News third-team all-state his junior season
- Earned first-team all-state accolades as a wide receiver in football
- Honored by the National Football Foundation Hall of Fame

Click/scan for Martineau's

bio on BYUcougars.com

**11-12 SEASON HIGHS**

Points: 5, Pepperdine – 2/11/12

Points 1st half: —

Points 2nd half: 3, Longwood – 11/18/11, San Diego – 12/31/11

Rebounds: — 3, CSUSM – 12/27/11

Assists: — 2, Prairie View A&M – 11/22/11, CSUSM – 12/27/11

Steals: — 1, Prairie View A&M – 11/22/11, CSUSM – 12/27/11

Blocks: —

FG made: — 2, Pepperdine – 2/11/12

FG attempts: — 2, CSUSM – 12/27/11

3FG made: — 1, three times, last, Pepperdine – 2/11/12

3FG attempts: — 2, Pepperdine – 2/11/12

FT made: 1, BYU-Hawaii – 11/15/11

FT attempts: 2, BYU-Hawaii – 11/15/11

CAREER HIGHS

Points: 6, Loyola Marymount – 01/03/08

Rebounds: 3, CSUSM – 12/27/11

Assists: 4, Loyola Marymount – 01/03/08

Steals: 2, Chicago State – 11/20/10

Blocks: —

FG made: 2, Mississippi Valley – 11/23/10, Pepperdine – 2/11/12

FG attempts: 3, twice, last vs Hawaii – 12/04/10

3FG made: 1, 7 times, last, Pepperdine – 2/11/12

3FG attempts: 2, 4 times, last, Pepperdine – 2/11/12

FT made: 4, Loyola Marymount – 01/03/08

FT attempts: 4, Loyola Marymount – 01/03/08

MISCELLANEOUS

	11-12	Career
Double-Figure Pts:	0 (0-0)	0 (0-0)
20-plus Pts:	0 (0-0)	0 (0-0)
Double-Figure Reb:	0 (0-0)	0 (0-0)
Double-Doubles:	0 (0-0)	0 (0-0)
3-plus Steals:	0 (0-0)	0 (0-0)
3-plus Blocks:	0 (0-0)	0 (0-0)
3-plus 3-point FGs:	0 (0-0)	0 (0-0)
Scoring Leader:	0 (0-0)	0 (0-0)
Rebound Leader:	0 (0-0)	0 (0-0)
Assist Leader:	0 (0-0)	0 (0-0)

2011-12 GAME-BY-GAME

Opponent	Date	GS	Min	FG	FGA	Pct	3FG	FGA	Pct	FT	FTA	Pct	Off	Def	TR	Avg	PF	FO	A	TO	Blk	Stl	Pts	Avg
at Utah State	11/11/11	DNP																						
BYU-HAWAII	11/15/11	2	0	0	.000	0	0	.000	1	2	.500	0	0	0	0.0	0	0	0	0	0	0	1	1.0	
LONGWOOD	11/18/11	3	1	1	1.000	1	1	1.000	0	0	.000	0	0	0	0.0	0	0	0	0	0	3	2.0		
PRAIRIE VIEW A&M	11/22/11	7	0	0	.000	0	0	.000	0	0	.000	0	2	2	0.7	0	0	2	0	1	0	1.3		
vs Nevada	11/25/11	1	0	1	.000	0	0	.000	0	0	.000	0	0	0	0.5	0	0	0	0	0	0	1.0		
vs Wisconsin	11/26/11	1	0	0	.000	0	0	.000	0	0	.000	0	0	0	0.4	0	0	0	0	0	0	0.8		
vs Northern Arizona	11/30/11	5	0	1	.000	0	0	.000	0	0	.000	0	0	0	0.3	0	0	1	1	0	0	0.7		
vs. Oregon	12/3/11	DNP																						
WEBER STATE	12/07/11	5	1	1	1.000	0	0	.000	0	0	.000	0	0	0	0.3	0	0	1	1	0	0	2	0.9	
at Utah	12/10/11	1	0	0	.000	0	0	.000	0	0	.000	0	1	1	0.4	0	0	0	0	0	0	0.8		
BAYLOR	12/17/11	DNP																						
BUFFALO	12/20/11	1	0	1	.000	0	0	.000	0	0	.000	0	0	0	0.3	0	0	0	0	0	0	0.7		
UC SANTA BARBARA	12/22/11	1	0	0	.000	0	0	.000	0	0	.000	0	0	0	0.3	0	0	0	0	0	0	0.6		
CS SAN MARCOS	12/27/11	5	0	2	.000	0	1	.000	0	0	.000	1	2	3	0.5	1	0	2	1	0	1	0.5		
at Saint Mary's (CA)	12/29/11	DNP																						
SAN DIEGO	12/31/11	5	1	1	1.000	1	1	1.000	0	0	.000	0	0	0	0.5	0	0	0	0	0	3	0.8		
at Loyola Marymount	01/05/12	DNP																						
SAN FRANCISCO	01/07/12	3	0	1	.000	0	0	.000	0	0	.000	0	0	0	0.5	0	0	0	0	0	0	0.7		
SANTA CLARA	01/14/12	DNP																						
at San Diego	01/16/12	2	0	0	.000	0	0	.000	0	0	.000	0	0	0	0.4	0	0	0	0	0	0	0.6		
LOYOLA MARYMOUNT	01/19/12	DNP																						
at Pepperdine	01/21/12	DNP																						
at Virginia Tech	01/25/12	DNP																						
SAINT MARY'S	01/28/12	DNP																						
GONZAGA	02/02/12	DNP																						
at Portland	02/04/12	DNP																						
PEPPERDINE	02/11/12	7	2	4	.500	1	2	.500	0	0	.000	0	1	1	0.5	0	0	0	0	0	5	0.9		
Totals		0	49	5	13	.385	3	5	.600	1	2	.500	1	6	7	0.5	1	0	6	3	0	2	14	0.9

CAREER STATISTICS (ALL GAMES)

Year	GP	GS	Min	Avg	FG	FGA	Pct	3FG	FGA	Pct	FT	FTA	Pct	Off	Def	TR	Avg	PF	FO	A	TO	Blk	Stl	Pts	Avg
2007-08	20	0	115	5.8	4	14	.286	1	5	.200	4	6	.667	2	6	8	0.4	13	0	14	9	0	3	13	0.7
2010-11	25	0	121	4.8	6	22	.273	3	12	.250	2	2	1.000	0	11	11	0.4	7	0	14	4	0	5	17	0.7
2011-12	15	0	49	3.3	5	13	.385	3	5	.600	1	2	.500	1	6	7	0.5	1	0	6	3	0	2	14	0.9
TOTAL	60	0	285	4.8	15	49	.306	7	22	.318	7	10	.700	3	23	26	0.4	21	0	34	16	0	10	44	0.7

CAREER STATISTICS (CONFERENCE GAMES)

Year	GP	GS	Min	Avg	FG	FGA	Pct	3FG	FGA	Pct	FT	FTA	Pct	Off	Def	TR	Avg	PF	FO	A	TO	Blk	Stl	Pts	Avg
2007-08	7	0	24	3.4	0	4	.000	0	2	.000	0	2	.000	0	1	1	0.1	2	0	0	3	0	2	0	0.0
2010-11	8	0	11	1.4	0	3	.000	0	1	.000	0	0	.000	0	0	0	0.0	2	0	1	0	0	0	0	0.0
2011-12	4	0	17	4.3	3	6	.500	2	3	.667	0	0	.000	0	1	1	0.3	0	0	0	0	0	0	8	2.0
TOTAL	19	0	52	2.7	3	13	.231	2	6	.333	0	2	.000	0	2	2	0.1	4	0	1	3	0	2	8	0.4





20 — ANSON WINDER
6-3 • 195 • Freshman • Guard
 Las Vegas, Nev. (Bishop Gorman HS)

WINDER NOTES**Last time Out**

- Posted 10 points, 3 rebounds and 1 assist vs. Pepperdine

In 2011-12

- Started 9 games and has played in 26 games
- BYU's assist leader in 7 games
- Got first start in 14 games vs. Gonzaga and posted 10 points, 5 assists, 4 boards and 3 steals
- Hit 7 of 8 from the field and 6 of 7 from downtown for a career-best 20 points vs. Buffalo
- Had 9 points, 4 rebounds, 4 assists and 4 steals against Nevada, his first career start
- Averages 4.4 points, 1.9 assists, 1.5 rebounds and 1.1 steals

Other

- Parents are Chuck Winder and Teresa Williams
- Also recruited by Nevada, SMU, Portland, UC Riverside and Idaho
- Helped lead Bishop Gorman to back-to-back Nevada 4A state titles
- Averaged 17 points and seven boards as a senior and led Bishop Gorman to a 30-2 record
- Earned first-team all-Southwest League and first-team all-Sunset Division honors
- As a junior averaged 13.8 points, 8.2 rebounds and 3.0 assists and helped Bishop Gorman to a 28-5 record
- Earned all-tournament honors at the Wyoming Energy Classic

Click/scan for Winder's bio on BYUcougars.com

**11-12 SEASON/CAREER HIGHS**

Points: 20, Buffalo -- 12/20/11
 Points 1st half: 17, Buffalo -- 12/20/11
 Points 2nd half: 7 vs. Oregon -- 12/3/11
 Rebounds: 4, vs Nevada -- 11/25/11, Gonzaga -- 2/2/12
 Assists: 9, vs Northern Arizona -- 11/30/11
 Steals: 4, vs Nevada -- 11/25/11
 Blocks: 2, vs Northern Arizona -- 11/30/11
 FG made: 7, Buffalo -- 12/20/11
 FG attempts: 9, vs Nevada -- 11/25/11
 3FG made: 6, Buffalo -- 12/20/11
 3FG attempts: 7, Buffalo -- 12/20/11
 FT made: 3, Prairie View A&M -- 11/22/11, UCSB -- 12/22/11
 FT attempts: 5, Longwood -- 11/18/11

MISCELLANEOUS

	11-12	Career
Double-Figure Pts:	5 (5-0)	5 (5-0)
20-plus Pts:	1 (1-0)	1 (1-0)
Double-Figure Reb:	0 (0-0)	0 (0-0)
Double-Doubles:	0 (0-0)	0 (0-0)
3-plus Steals:	7 (5-2)	7 (5-2)
3-plus Blocks:	0 (0-0)	0 (0-0)
3-plus 3-point FGs:	2 (2-0)	2 (2-0)
Scoring Leader:	0 (0-0)	0 (0-0)
Rebound Leader:	0 (0-0)	0 (0-0)
Assist Leader:	7 (7-0)	7 (7-0)

2011-12 GAME-BY-GAME

Opponent	Date	GS	Min	FG	FGA	Pct	3FG	FGA	Pct	FT	FTA	Pct	Off	Def	TR	Avg	PF	FO	A	TO	Blk	Stl	Pts	Avg	
at Utah State	11/11/11		DNP																						
BYU-HAWAII	11/15/11		2	0	0	.000	0	0	.000	0	0	.000	0	1	1	1.0	0	0	0	0	0	0	0	0.0	
LONGWOOD	11/18/11		25	2	5	.400	2	4	.500	2	5	.400	0	1	1	1.0	1	0	5	0	0	0	8	4.0	
PRAIRIE VIEW A&M	11/22/11		21	3	5	.600	2	4	.500	3	3	1.000	0	3	3	1.7	2	0	4	2	0	0	11	6.3	
vs Nevada	11/25/11	*	38	4	9	.444	0	4	.000	1	2	.500	0	4	4	2.3	2	0	4	3	0	4	9	7.0	
vs Wisconsin	11/26/11	*	21	0	0	.000	0	0	.000	0	0	.000	0	0	0	1.8	0	0	3	1	0	0	0	5.6	
vs Northern Arizona	11/30/11	*	22	1	3	.333	0	1	.000	1	2	.500	0	2	2	1.8	1	0	9	3	2	3	3	5.2	
vs Oregon	12/03/11	*	37	4	8	.500	2	5	.400	0	1	.000	1	1	2	1.9	0	6	3	0	1	10	5.9		
WEBER STATE	12/07/11	*	19	0	3	.000	0	3	.000	0	0	.000	0	1	1	1.8	1	0	1	0	1	0	0	5.1	
at Utah	12/10/11	*	12	0	5	.000	0	4	.000	1	2	.500	1	1	2	1.8	1	0	0	2	0	0	1	4.7	
BAYLOR	12/17/11		3	0	0	.000	0	0	.000	1	2	.500	0	0	0	1.6	0	0	0	0	0	0	1	4.3	
BUFFALO	12/20/11		19	7	8	.875	6	7	.857	0	0	.000	0	0	0	1.5	0	0	2	3	0	1	20	5.7	
UC SANTA BARBARA	12/22/11		13	0	2	.000	0	2	.000	3	4	.750	0	3	3	1.6	0	0	0	0	0	0	3	5.5	
CS SAN MARCOS	12/27/11		14	0	6	.000	0	4	.000	0	0	.000	0	1	1	1.5	1	0	1	0	0	0	0	5.1	
at Saint Mary's (CA)	12/29/11		21	3	7	.429	2	3	.667	0	0	.000	0	1	1	1.5	0	0	1	0	0	3	8	5.3	
SAN DIEGO	12/31/11		16	0	2	.000	0	2	.000	0	0	.000	0	0	0	1.4	1	0	5	2	0	1	0	4.9	
at Loyola Marymount	01/05/12		9	0	2	.000	0	2	.000	2	2	1.000	0	1	1	1.4	1	0	0	1	0	3	2	4.8	
SAN FRANCISCO	01/07/12		9	1	2	.500	1	1	1.000	2	2	1.000	0	2	2	1.4	4	0	2	2	0	0	5	4.8	
SANTA CLARA	01/14/12		4	0	0	.000	0	0	.000	0	0	.000	0	1	1	1.4	0	0	0	1	0	1	0	4.5	
at San Diego	01/16/12		5	0	0	.000	0	0	.000	0	0	.000	0	1	1	1.4	0	0	0	0	0	0	0	4.3	
LOYOLA MARYMOUNT	01/19/12		9	1	5	.200	0	4	.000	0	0	.000	0	0	0	1.3	0	0	0	0	0	1	2	4.2	
at Pepperdine	01/21/12		4	0	1	.000	0	1	.000	0	0	.000	0	0	0	1.2	0	0	0	0	0	0	0	4.0	
at Virginia Tech	01/25/12		14	1	3	.333	0	1	.000	1	2	.500	0	1	1	1.2	0	0	0	0	0	3	3	3.9	
SAINT MARY'S	01/28/12		25	3	5	.600	1	2	.500	1	2	.500	1	3	4	1.3	3	0	0	0	0	3	8	4.1	
GONZAGA	02/02/12	*	27	4	8	.500	1	4	.250	1	2	.500	0	4	4	1.5	2	0	5	0	0	3	10	4.3	
at Portland	02/04/12	*	16	0	2	.000	0	2	.000	0	0	.000	0	0	0	1.4	2	0	1	0	0	1	0	4.2	
PEPPERDINE	02/11/12	*	19	3	8	.375	3	7	.429	1	2	.500	0	3	3	1.5	3	0	1	1	0	0	10	4.4	
Totals			9	424	37	99	.374	20	67	.299	20	33	.606	3	35	38	1.5	25	0	50	24	3	28	114	4.4

CAREER STATISTICS (ALL GAMES)

Year	GP	GS	Min	Avg	FG	FGA	Pct	3FG	FGA	Pct	FT	FTA	Pct	Off	Def	TR	Avg	PF	FO	A	TO	Blk	Stl	Pts	Avg
2011-12	26	9	424	16.3	37	99	.374	20	67	.299	20	33	.606	3	35	38	1.5	25	0	50	24	3	28	114	4.4
TOTAL	26	9	424	16.3	37	99	.374	20	67	.299	20	33	.606	3	35	38	1.5	25	0	50	24	3	28	114	4.4

CAREER STATISTICS (CONFERENCE GAMES)

Year	GP	GS	Min	Avg	FG	FGA	Pct	3FG	FGA	Pct	FT	FTA	Pct	Off	Def	TR	Avg	PF	FO	A	TO	Blk	Stl	Pts	Avg
2011-12	12	3	164	13.7	15	42	.357	8	28	.286	7	10	.700	1	16	17	1.4	16	0	15	7	0	16	45	3.8
TOTAL	12	3	164	13.7	15	42	.357	8	28	.286	7	10	.700	1	16	17	1.4	16	0	15	7	0	16	45	3.8



**21 — STEPHEN ROGERS**

6-8 • 195 • Junior • Forward
Mesa, Ariz. (Mesa CC)

ROGERS NOTES**Last time Out**

- Did not play vs. Pepperdine

In 2011-12

- Out with knee injury
- Has played in 15 games and started two
- Scored 15 points in 18 minutes vs. Weber State
- Had 17 points vs. Longwood and 18 vs. Prairie View A&M
- Averages 7.2 points, 2.1 rebounds and 1.6 assists
- 47.7 percent FG shooting

Other

- Parents are Kimball and Sharon Rogers and is the youngest of seven children
- Wife's name is Ginny
- Served a mission for The Church of Jesus Christ of Latter-day Saints in Cleveland, Ohio
- Earned junior college All-America honors while leading Mesa CC to a 25-7 record (2009-10)
- Averaged 21.3 points, 5.3 rebounds, 1.5 assists and 1.3 steals and made 85 threes and shot .499 from the field, .427 from three and .810 from the free throw line
- Redshirted one season at Arizona State prior to playing at Mesa

Click/scan for Rogers' bio
on BYUcougars.com

**11-12 SEASON HIGHS**

Points: 18, Prairie View A&M – 11/22/11
Points 1st half: 8, Prairie View A&M – 11/22/11
Points 2nd half: 14, Longwood – 11/18/11
Rebounds: 6, vs. Northern Arizona – 11/30/11
Assists: 3, four times, last, Santa Clara – 01/14/12
Steals: 3, Longwood – 11/18/11
Blocks: 2, BYU-Hawaii – 11/15/11
FG made: 7, Longwood – 11/18/11
FG attempts: 10, vs. Oregon – 12/3/11, Weber State – 12/7/11
3FG made: 4, vs. Oregon – 12/3/11
3FG attempts: 7, vs. Oregon – 12/3/11
FT made: 3, Prairie View A&M – 11/22/11
FT attempts: 4, Prairie View A&M – 11/22/11

CAREER HIGHS

Points: 18, Prairie View A&M – 11/22/11
Rebounds: 8, UNLV – 02/05/11
Assists: 3, four times, last, Santa Clara – 01/14/12
Steals: 3, Longwood – 11/18/11
Blocks: 2, three times, last, Weber State, 12/7/11
FG made: 7, Longwood – 11/18/11
FG attempts: 10, three times, last, Weber State – 12/7/11
3FG made: 4, vs. Oregon – 12/3/11
3FG attempts: 7, vs. Oregon – 12/3/11
FT made: 11, Fresno Pacific – 01/01/11
FT attempts: 11, Fresno Pacific – 01/01/11

MISCELLANEOUS

	11-12	Career
Double-Figure Pts:	4 (4-0)	10 (10-0)
20-plus Pts:	0 (0-0)	0 (0-0)
Double-Figure Reb:	0 (0-0)	0 (0-0)
Double-Doubles:	0 (0-0)	0 (0-0)
3-plus Steals:	1 (1-0)	1 (1-0)
3-plus Blocks:	0 (0-0)	0 (0-0)
3-plus 3-point FGs:	3 (3-0)	6 (6-0)
Scoring Leader:	1 (1-0)	2 (2-0)
Rebound Leader:	0 (0-0)	1 (1-0)
Assist Leader:	0 (0-0)	0 (0-0)

2011-12 GAME-BY-GAME

Opponent	Date	GS	Min	FG	FGA	Pct	3FG	FGA	Pct	FT	FTA	Pct	Off	Def	TR	Avg	PF	FO	A	TO	Blk	Stl	Pts	Avg	
at Utah State	11/11/11	*	29	3	7	.429	0	4	.000	1	2	.500	0	0	0	0.0	5	1	3	1	1	1	7	7.0	
BYU-HAWAII	11/15/11	*	22	2	5	.400	1	2	.500	0	0	.000	0	2	2	1.0	3	0	1	2	2	0	5	6.0	
LONGWOOD	11/18/11		18	7	9	.778	3	5	.600	0	0	.000	2	0	2	1.3	0	0	3	0	0	3	17	9.7	
PRAIRIE VIEW A&M	11/22/11		21	6	9	.667	3	5	.600	3	4	.750	0	2	2	1.5	1	0	2	0	1	1	18	11.8	
vs Nevada	11/25/11		11	1	4	.250	0	1	.000	0	0	.000	0	4	4	2.0	0	0	2	2	0	0	2	9.8	
vs Wisconsin	11/26/11		12	3	6	.500	0	1	.000	0	0	.000	0	2	2	2.0	0	0	0	2	0	0	6	9.2	
vs Northern Arizona	11/30/11		27	3	6	.500	2	5	.400	0	0	.000	0	6	6	2.6	2	0	3	0	0	0	8	9.0	
vs Oregon	12/03/11		21	5	10	.500	4	7	.571	2	3	.667	0	1	1	2.4	1	0	2	2	0	2	16	9.9	
WEBER STATE	12/07/11		18	6	10	.600	1	3	.333	2	2	1.000	0	0	0	2.1	0	0	0	1	0	1	15	10.4	
at Utah	12/10/11		19	2	8	.250	1	5	.200	0	2	.000	0	3	3	2.2	2	0	2	1	1	0	5	9.9	
BAYLOR	12/17/11		DNP																						
BUFFALO	12/20/11		DNP																						
UC SANTA BARBARA	12/22/11		DNP																						
CS SAN MARCOS	12/27/11		DNP																						
at Saint Mary's (CA)	12/29/11		DNP																						
SAN DIEGO	12/31/11		DNP																						
at Loyola Marymount	01/05/12		7	0	3	.000	0	2	.000	2	2	1.000	1	0	1	2.1	1	0	1	0	0	0	2	9.2	
SAN FRANCISCO	01/07/12		8	1	1	1.000	1	1	1.000	0	0	.000	0	3	3	2.2	3	0	1	1	0	0	3	8.7	
SANTA CLARA	01/14/12		12	1	6	.167	0	3	.000	0	0	.000	0	3	3	2.2	0	0	3	0	0	1	2	8.2	
at San Diego	01/16/12		5	1	1	1.000	0	0	.000	0	0	.000	0	0	0	2.1	0	0	0	0	0	0	2	7.7	
LOYOLA MARYMOUNT	01/19/12		DNP																						
at Pepperdine	01/21/12		DNP																						
at Virginia Tech	01/25/12		DNP																						
SAINT MARY'S	01/28/12		3	0	1	.000	0	0	.000	0	0	.000	0	0	0	1.9	1	0	0	1	1	0	0	7.2	
GONZAGA	02/02/12		DNP																						
at Portland	02/04/12		DNP																						
PEPPERDINE	02/11/12		DNP																						
Totals			2	233	41	86	.477	16	44	.364	10	15	.667	3	26	29	1.9	19	1	23	13	6	9	108	7.2

CAREER STATISTICS (ALL GAMES)

Year	GP	GS	Min	Avg	FG	FGA	Pct	3FG	FGA	Pct	FT	FTA	Pct	Off	Def	TR	Avg	PF	FO	A	TO	Blk	Stl	Pts	Avg
2010-11	36	0	368	10.2	43	105	.410	21	61	.344	41	48	.854	17	61	78	2.2	26	0	12	22	8	10	148	4.1
2011-12	15	2	233	15.5	41	86	.477	16	44	.364	10	15	.667	3	26	29	1.9	19	1	23	13	6	9	108	7.2
TOTAL	51	2	601	11.8	84	191	.440	37	105	.352	51	63	.810	20	87	107	2.1	45	1	35	35	14	19	256	5.0

CAREER STATISTICS (CONFERENCE GAMES)

Year	GP	GS	Min	Avg	FG	FGA	Pct	3FG	FGA	Pct	FT	FTA	Pct	Off	Def	TR	Avg	PF	FO	A	TO	Blk	Stl	Pts	Avg
2010-11	16	0	172	10.8	23	53	.434	10	30	.333	10	10	1.000	7	26	33	2.1	14	0	5	11	2	5	66	4.1
2011-12	5	0	35	7.0	3	12	.250	1	6	.167	2	2	1.000	1	6	7	1.4	5	0	5	2	1	1	9	1.8
TOTAL	21	0	207	9.9	26	65	.400	11	36	.306	12	12	1.000	8	32	40	1.9	19	0	10	13	3	6	75	3.6



**24 — DAMARCUS HARRISON**

6-5 • 190 • Freshman • Guard
Greenwood, S.C. (Christ HS)

HARRISON NOTES**Last time Out**

- Had 6 points, 2 rebounds and 2 steals vs. Pepperdine

In 2011-12

- Has played in 24 of 27 games this season
- Helped provide spark off the bench with back-to-back buckets including a trey vs. Gonzaga
- Scored 8 points off the bench vs. Baylor
- Scored 11 points vs. Longwood, draining 3 of 5 three-pointers
- Scored 9 points vs. Wisconsin
- Averages 3.5 points

Other

- Also recruited by Clemson, Florida State, Marquette and Wisconsin
- As a senior helped Christ School to a 32-5 overall record, a 12-0 league record and the NCISAA State Title
- Named NCISAA 3A All-State
- Earned first-team Asheville Citizen-Times All-WNC honors
- Shared team MVP honors with Marshall Plumlee (Duke)
- A Jordan Brand Classic Regional All-Star
- Named CAA All-Conference and CAA Player of the Year

Click/scan for Harrison's
bio on BYUcougars.com

**11-12 SEASON/CAREER HIGHS**

Points: 11, Longwood — 11/18/11
Points 1st half: 8, Baylor — 12/17/11
Points 2nd half: 6, three times, last, San Diego — 12/31/11
Rebounds: 3, Baylor — 12/17/11, CSUSM — 12/27/11
Assists: 2, Four times, last, CSUSM — 12/27/11
Steals: 2, three times, last, Pepperdine — 2/11/12
Blocks: 1, Baylor — 12/17/11
FG made: 4, CSUSM — 12/27/11
FG attempts: 10, Pepperdine — 2/11/12
3FG made: 3, Longwood — 11/18/11
3FG attempts: 5, Longwood — 11/18/11, Pepperdine — 2/11/12
FT made: 2, Longwood — 11/18/11
FT attempts: 4, Baylor — 12/17/11

MISCELLANEOUS

	11-12	Career
Double-Figure Pts:	1 (1-0)	1 (1-0)
20-plus Pts:	0 (0-0)	0 (0-0)
Double-Figure Reb:	0 (0-0)	0 (0-0)
Double-Doubles:	0 (0-0)	0 (0-0)
3-plus Steals:	0 (0-0)	0 (0-0)
3-plus Blocks:	0 (0-0)	0 (0-0)
3-plus 3-point FGs:	1 (1-0)	1 (1-0)
Scoring Leader:	0 (0-0)	0 (0-0)
Rebound Leader:	0 (0-0)	0 (0-0)
Assist Leader:	0 (0-0)	0 (0-0)

2011-12 GAME-BY-GAME

Opponent	Date	GS	Min	FG	FGA	Pct	3FG	FGA	Pct	FT	FTA	Pct	Off	Def	TR	Avg	PF	FO	A	TO	Blk	Stl	Pts	Avg	
at Utah State	11/11/11		4	0	1	.000	0	0	.000	0	0	.000	0	0	0	0.0	1	0	0	1	0	0	0	0.0	
BYU-HAWAII	11/15/11		15	2	6	.333	1	2	.500	1	1	1.000	1	1	2	1.0	1	0	2	3	0	0	6	3.0	
LONGWOOD	11/18/11		13	3	7	.429	3	5	.600	2	2	1.000	0	0	0	0.7	0	0	1	1	0	0	11	5.7	
PRAIRIE VIEW A&M	11/22/11		14	2	5	.400	0	2	.000	1	3	.333	0	1	1	0.8	3	0	2	1	0	1	5	5.5	
vs Nevada	11/25/11		8	2	4	.500	0	1	.000	0	0	.000	1	1	2	1.0	1	0	0	1	0	0	4	5.2	
vs Wisconsin	11/26/11		19	3	7	.429	1	2	.500	2	2	1.000	0	1	1	1.0	1	0	0	1	0	1	9	5.8	
vs Northern Arizona	11/30/11		14	2	8	.250	0	2	.000	0	0	.000	0	1	1	1.0	0	0	0	0	0	1	4	5.6	
vs Oregon	12/03/11		5	0	1	.000	0	1	.000	0	2	.000	0	1	1	1.0	0	0	0	1	0	2	0	4.9	
WEBER STATE	12/07/11		11	1	6	.167	0	3	.000	0	0	.000	0	0	0	0.9	0	0	1	0	0	0	2	4.6	
at Utah	12/10/11		8	1	5	.200	1	4	.250	0	0	.000	0	0	0	0.8	1	0	0	0	0	0	3	4.4	
BAYLOR	12/17/11		15	3	7	.429	1	3	.333	1	4	.250	1	2	3	1.0	2	0	1	1	1	1	8	4.7	
BUFFALO	12/20/11		DNP																						
UC SANTA BARBARA	12/22/11		8	0	2	.000	0	2	.000	0	0	.000	0	0	0	0.9	0	0	2	0	0	1	0	4.3	
CS SAN MARCOS	12/27/11		21	4	8	.500	0	4	.000	0	1	.000	1	2	3	1.1	0	0	2	3	0	2	8	4.6	
at Saint Mary's (CA)	12/29/11		5	0	2	.000	0	0	.000	0	0	.000	0	0	0	1.0	0	0	1	2	0	0	0	4.3	
SAN DIEGO	12/31/11		5	3	4	.750	0	0	.000	0	0	.000	0	2	2	1.1	0	0	0	0	0	0	6	4.4	
at Loyola Marymount	01/05/12		DNP																						
SAN FRANCISCO	01/07/12		9	1	5	.200	1	3	.333	0	0	.000	0	1	1	1.1	1	0	0	1	0	0	3	4.3	
SANTA CLARA	01/14/12		2	0	2	.000	0	1	.000	0	0	.000	0	1	1	1.1	0	0	0	0	0	0	0	4.1	
at San Diego	01/16/12		1	0	0	.000	0	0	.000	0	0	.000	0	1	1	1.1	0	0	0	1	0	0	0	3.8	
LOYOLA MARYMOUNT	01/19/12		5	0	1	.000	0	0	.000	0	0	.000	0	0	0	1.0	1	0	0	0	0	0	0	3.6	
at Pepperdine	01/21/12		DNP																						
at Virginia Tech	01/25/12		9	1	2	.500	1	2	.500	0	0	.000	0	1	1	1.0	3	0	0	0	0	0	3	3.6	
SAINT MARY'S	01/28/12		2	0	0	.000	0	0	.000	0	0	.000	0	0	0	1.0	1	0	0	1	0	0	0	3.4	
GONZAGA	02/02/12		8	2	2	1.000	1	1	1.000	0	0	.000	1	2	3	1.0	0	0	2	2	0	1	5	3.5	
at Portland	02/04/12		5	0	0	.000	0	0	.000	0	0	.000	0	0	0	1.0	0	0	0	0	0	0	0	3.3	
PEPPERDINE	02/11/12		20	2	10	.200	1	5	.200	1	1	1.000	1	1	2	1.0	3	0	0	1	0	2	6	3.5	
Totals			0	226	32	95	.337	11	43	.256	8	16	.500	6	19	25	1.0	19	0	14	21	1	12	83	3.5

CAREER STATISTICS (ALL GAMES)

Year	GP	GS	Min	Avg	FG	FGA	Pct	3FG	FGA	Pct	FT	FTA	Pct	Off	Def	TR	Avg	PF	FO	A	TO	Blk	Stl	Pts	Avg
2011-12	24	0	226	9.4	32	95	.337	11	43	.256	8	16	.500	6	19	25	1.0	19	0	14	21	1	12	83	3.5
TOTAL	24	0	226	9.4	32	95	.337	11	43	.256	8	16	.500	6	19	25	1.0	19	0	14	21	1	12	83	3.5

CAREER STATISTICS (CONFERENCE GAMES)

Year	GP	GS	Min	Avg	FG	FGA	Pct	3FG	FGA	Pct	FT	FTA	Pct	Off	Def	TR	Avg	PF	FO	A	TO	Blk	Stl	Pts	Avg
2011-12	10	0	62	6.2	8	26	.308	3	10	.300	1	1	1.000	2	8	10	1.0	6	0	3	8	0	3	20	2.0
TOTAL	10	0	62	6.2	8	26	.308	3	10	.300	1	1	1.000	2	8	10	1.0	6	0	3	8	0	3	20	2.0



**33 — NATE AUSTIN**

6-10 • 215 • Freshman • Forward/Center
Alpine, Utah (Lone Peak HS)

AUSTIN NOTES**Last time Out**

- Posted 8 boards (6 offensive), 4 points, 1 block and 1 steal vs. Pepperdine

In 2011-12

- Has played in every game this season
- Career-high 15 points came on 7 of 8 shooting vs. Weber State
- Hit 3-pointers in four-straight games (Northern Arizona, Oregon, Weber State, Utah)
- Averages 4.3 points and 3.8 rebounds
- 55.4 percent FG shooting

Other

- Served a mission for The Church of Jesus Christ of Latter-day Saints in McAllen, Texas
- Also recruited by Boise State and Utah State
- Helped Lone Peak to a 22-3 record as a senior
- Averaged 11.5 points while helping the Knights to a trip to the state title game in 2009
- Helped Lone Peak win the 2008 state title
- Played with fellow Cougars Tyler Haws and Josh Sharp at Lone Peak
- Played for Salt Lake Metro club team directed by Dave Hammer and coached by Marty Haws
- At Las Vegas Spring Showcase scored 24 points and grabbed 22 rebounds in a gold bracket quarterfinal game

Click/scan for Austin's
bio on BYUcougars.com

**11-12 SEASON/CAREER HIGHS**

Points: 15, Weber State -- 12/07/11
Points 1st half: 9, vs. Oregon -- 12/3/11
Points 2nd half: 13, Weber State -- 12/7/11
Rebounds: 9, three times, last, vs. San Francisco -- 1/7/12
Assists: 2, at Saint Mary's -- 12/29/11, Santa Clara -- 1/14/12
Steals: 1, five times, last, Pepperdine -- 2/11/12
Blocks: 2, CSUSM -- 12/27/11
FG made: 7, Weber State -- 12/07/11
FG attempts: 8, Weber State -- 12/07/11
3FG made: 1, 5 times, last, San Diego -- 12/31/11
3FG attempts: 2, four times, last, San Diego -- 12/31/11
FT made: 3, Buffalo -- 12/20/11
FT attempts: 4, three times, last, LMU -- 1/19/12

MISCELLANEOUS

	11-12	Career
Double-Figure Pts:	2 (2-0)	2 (2-0)
20-plus Pts:	0 (0-0)	0 (0-0)
Double-Figure Reb:	0 (0-0)	0 (0-0)
Double-Doubles:	0 (0-0)	0 (0-0)
3-plus Steals:	0 (0-0)	0 (0-0)
3-plus Blocks:	0 (0-0)	0 (0-0)
3-plus 3-point FGs:	0 (0-0)	0 (0-0)
Scoring Leader:	0 (0-0)	0 (0-0)
Rebound Leader:	3 (3-0)	3 (3-0)
Assist Leader:	0 (0-0)	0 (0-0)

2011-12 GAME-BY-GAME

Opponent	Date	GS	Min	FG	FGA	Pct	3FG	FGA	Pct	FT	FTA	Pct	Off	Def	TR	Avg	PF	FO	A	TO	Blk	Stl	Pts	Avg		
at Utah State	11/11/11	11	1	1	1.000	0	0	.000	0	0	.000	0	0	.000	1	2	3	3.0	1	0	0	1	0	2	2.0	
BYU-HAWAII	11/15/11	5	0	0	.000	0	0	.000	0	0	.000	0	0	.000	1	1	2	2.5	3	0	0	2	0	0	1.0	
LONGWOOD	11/18/11	13	2	4	.500	0	0	.000	0	0	.000	0	0	.000	2	1	3	2.7	3	0	1	2	1	0	4	2.0
PRAIRIE VIEW A&M	11/22/11	8	0	1	.000	0	0	.000	2	4	.500	0	0	.000	0	0	2.0	2	0	0	1	0	1	2	2.0	
vs Nevada	11/25/11	4	0	0	.000	0	0	.000	0	0	.000	0	0	.000	0	0	1.6	1	0	0	0	1	1	0	1.6	
vs Wisconsin	11/26/11	1	0	0	.000	0	0	.000	2	2	1.000	0	0	.000	0	0	1.3	0	0	0	0	0	0	2	1.7	
vs Northern Arizona	11/30/11	9	5	6	.833	1	2	.500	0	0	.000	1	3	4	1.7	3	0	1	0	0	0	0	11	3.0		
vs Oregon	12/03/11	18	4	7	.571	1	2	.500	0	0	.000	2	4	6	2.3	5	1	0	0	0	0	0	9	3.8		
WEBER STATE	12/07/11	21	7	8	.875	1	2	.500	0	3	.000	2	7	9	3.0	3	0	0	0	1	0	0	15	5.0		
at Utah	12/10/11	18	1	1	1.000	1	1	1.000	0	0	.000	0	5	5	3.2	3	0	1	0	0	0	0	3	4.8		
BAYLOR	12/17/11	7	0	1	.000	0	0	.000	0	0	.000	1	2	3	3.2	2	0	0	0	1	0	0	0	4.4		
BUFFALO	12/20/11	24	2	4	.500	0	1	.000	3	4	.750	2	7	9	3.7	4	0	1	1	0	1	0	7	4.6		
UC SANTA BARBARA	12/22/11	8	0	1	.000	0	1	.000	0	2	.000	0	0	0	3.4	2	0	0	3	0	0	0	0	4.2		
CS SAN MARCOS	12/27/11	13	1	3	.333	0	0	.000	1	2	.500	0	2	2	3.3	3	0	1	0	2	0	0	3	4.1		
at Saint Mary's (CA)	12/29/11	12	0	1	.000	0	0	.000	0	2	.000	2	2	4	3.3	1	0	2	0	0	0	0	0	3.9		
SAN DIEGO	12/31/11	14	3	6	.500	1	2	.500	2	2	1.000	0	1	1	3.2	5	1	0	0	1	1	9	4.2			
at Loyola Marymount	01/05/12	15	4	5	.800	0	0	.000	0	0	.000	4	2	6	3.4	2	0	0	0	0	0	0	8	4.4		
SAN FRANCISCO	01/07/12	16	2	4	.500	0	1	.000	0	2	.000	2	7	9	3.7	1	0	1	0	1	0	1	0	4	4.4	
SANTA CLARA	01/14/12	16	1	1	1.000	0	0	.000	1	2	.500	4	3	7	3.8	2	0	2	0	0	0	0	3	4.3		
at San Diego	01/16/12	10	2	4	.500	1	1	1.000	2	3	.667	3	2	5	3.9	2	0	1	2	0	0	0	7	4.5		
LOYOLA MARYMOUNT	01/19/12	10	0	2	.000	0	2	.000	2	4	.500	0	2	2	3.8	1	0	0	0	0	0	0	2	4.3		
at Pepperdine	01/21/12	9	2	2	1.000	0	0	.000	0	1	.000	2	3	5	3.9	3	0	0	0	0	0	0	4	4.3		
at Virginia Tech	01/25/12	17	3	7	.429	0	0	.000	0	0	.000	3	1	4	3.9	2	0	0	1	0	0	0	6	4.4		
SAINT MARY'S	01/28/12	14	2	3	.667	0	0	.000	0	1	.000	2	1	3	3.8	3	0	0	1	0	1	0	4	4.4		
GONZAGA	02/02/12	12	1	5	.200	0	2	.000	1	1	1.000	0	2	2	3.8	4	0	0	0	0	1	3	4.3			
at Portland	02/04/12	11	1	2	.500	0	0	.000	2	2	1.000	1	0	1	3.7	3	0	0	1	0	0	0	4	4.3		
PEPPERDINE	02/11/12	23	2	4	.500	0	0	.000	0	0	.000	6	2	8	3.8	3	0	0	1	1	1	1	4	4.3		
Totals		0	339	46	83	.554	6	17	.353	18	37	.486	41	62	103	3.8	67	2	11	16	10	7	116	4.3		

CAREER STATISTICS (ALL GAMES)

Year	GP	GS	Min	Avg	FG	FGA	Pct	3FG	FGA	Pct	FT	FTA	Pct	Off	Def	TR	Avg	PF	FO	A	TO	Blk	Stl	Pts	Avg
2011-12	27	0	339	12.6	46	83	.554	6	17	.353	18	37	.486	41	62	103	3.8	67	2	11	16	10	7	116	4.3
TOTAL	27	0	339	12.6	46	83	.554	6	17	.353	18	37	.486	41	62	103	3.8	67	2	11	16	10	7	116	4.3

CAREER STATISTICS (CONFERENCE GAMES)

Year	GP	GS	Min	Avg	FG	FGA	Pct	3FG	FGA	Pct	FT	FTA	Pct	Off	Def	TR	Avg	PF	FO	A	TO	Blk	Stl	Pts	Avg
2011-12	12	0	162	13.5	20	39	.513	2	8	.250	10	20	.500	26	27	53	4.4	30	1	6	5	3	4	52	4.3
TOTAL	12	0	162	13.5	20	39	.513	2	8	.250	10	20	.500	26	27	53	4.4	30	1	6	5	3	4	52	4.3





34 — NOAH HARTSOCK
6-8 • 230 • Senior • Forward
Bartlesville, Okla. (Bartlesville HS)

HARTSOCK NOTES

Last time Out

• Started into 3rd place in career-blocks at BYU with 3 vs. Pepperdine, totaling 167; also had 9 points, 5 boards, 3 assists and 1 steal in 23 minutes of play

In 2011-12

- Has started every game this season and scored in double figures in all but one
- WCC Player of the Month (December)
- Posted double-double vs. Gonzaga with 24 points and a career-high 14 rebounds
- Recorded back-to-back double-double games vs. Oregon and Weber State (23 pts/12 reb vs. Oregon and 19 pts/12 reb vs. Weber State)
- Has had 3 or more blocks in 9 games (three with 4 blocks) and recorded at least 1 block in every game but five
- Averages 17.3 points, 5.6 rebounds, 1.7 blocks and 1.6 assists
- 56.7 percent FG shooting and 84.7 percent FT shooting

Other

- Parents are David and Leslie Hartsock and has five brothers and one sister
- Wife Kendalyn plays volleyball at BYU
- Served a mission for The Church of Jesus Christ of Latter-day Saints in Salt Lake City
- McDonald's High School All-America nominee at Bartlesville High School

Click/scan for Hartsock's bio on BYUcougars.com



11-12 SEASON HIGHS

Points: 28, Loyola Marymount — 1/19/12
 Points 1st half: 15, Loyola Marymount — 1/19/12
 Points 2nd half: 17, at Loyola Marymount — 1/5/12
 Rebounds: 14, Gonzaga — 2/2/12
 Assists: 5, vs. BYU-Hawaii — 11/15/11
 Steals: 2, five times, last, CSUSM — 12/27/11
 Blocks: 4, three times, last, at Utah — 12/10/11
 FG made: 11, Loyola Marymount — 1/19/12
 FG attempts: 19, Gonzaga — 2/2/12
 3FG made: 2, vs. Nevada — 11/25/11
 3FG attempts: 6, at San Diego — 1/16/12
 FT made: 12, at Portland — 2/4/12
 FT attempts: 12, at Portland — 2/4/12

CAREER HIGHS

Points: 28, Loyola Marymount — 1/19/12
 Rebounds: 14, Gonzaga — 2/2/12
 Assists: 6, Eastern New Mexico — 01/02/10
 Steals: 3, vs Florida — 03/24/11
 Blocks: 5, at Creighton — 12/01/10
 FG made: 11, Loyola Marymount — 1/19/12
 FG attempts: 19, Gonzaga — 2/2/12
 3FG made: 3, three times, last, vs. Gonzaga — 03/19/11
 3FG attempts: 6, at San Diego — 1/16/12
 FT made: 12, at Portland — 2/4/12
 FT attempts: 12, at Portland — 2/4/12

MISCELLANEOUS

	11-12	Career
Double-Figure Pts:	25 (19-6)	50 (41-9)
20-plus Pts:	10 (9-1)	11 (10-1)
Double-Figure Reb:	3 (3-0)	7 (7-0)
Double-Doubles:	3 (3-0)	6 (6-0)
3-plus Steals:	0 (0-0)	1 (0-1)
3-plus Blocks:	9 (8-1)	24 (22-2)
3-plus 3-point FGs:	0 (0-0)	3 (3-0)
Scoring Leader:	11 (7-4)	12 (8-4)
Rebound Leader:	5 (4-1)	29 (24-5)
Assist Leader:	2 (1-1)	7 (5-2)

2011-12 GAME-BY-GAME

Opponent	Date	GS	Min	FG	FGA	Pct	3FG	FGA	Pct	FT	FTA	Pct	Off	Def	TR	Avg	PF	FO	A	TO	Blk	Stl	Pts	Avg
at Utah State	11/11/11	*	36	8	13	.615	0	1	.000	2	2	1.000	1	4	5	5.0	3	0	4	3	1	2	18	18.0
BYU-HAWAII	11/15/11	*	32	4	7	.571	0	1	.000	6	6	1.000	2	7	9	7.0	0	0	5	0	2	2	14	16.0
LONGWOOD	11/18/11	*	30	7	11	.636	1	2	.500	3	6	.500	0	5	5	6.3	0	0	0	0	1	1	18	16.7
PRAIRIE VIEW A&M	11/22/11	*	24	5	9	.556	1	1	1.000	1	2	.500	0	3	3	5.5	2	0	0	1	3	0	12	15.5
vs Nevada	11/25/11	*	33	9	12	.750	2	2	1.000	1	2	.500	0	6	6	5.6	4	0	2	2	1	1	21	16.6
vs Wisconsin	11/26/11	*	39	7	14	.500	0	1	.000	4	4	1.000	3	3	6	5.7	3	0	1	1	4	0	18	16.8
vs Northern Arizona	11/30/11	*	26	4	10	.400	1	3	.333	2	2	1.000	2	2	4	5.4	1	0	2	0	3	2	11	16.0
vs Oregon	12/03/11	*	37	8	14	.571	0	1	.000	7	8	.875	4	8	12	6.3	4	0	2	1	4	0	23	16.9
WEBER STATE	12/07/11	*	30	7	16	.438	0	0	.000	5	6	.833	4	8	12	6.9	1	0	3	2	3	0	19	17.1
at Utah	12/10/11	*	36	6	9	.667	1	2	.500	6	6	1.000	2	5	7	6.9	2	0	1	1	4	0	19	17.3
BAYLOR	12/17/11	*	37	7	14	.500	0	1	.000	1	1	1.000	3	2	5	6.7	2	0	1	1	1	2	15	17.1
BUFFALO	12/20/11	*	18	7	9	.778	0	1	.000	2	3	.667	0	1	1	6.3	3	0	2	0	0	1	16	17.0
UC SANTA BARBARA	12/22/11	*	37	7	11	.636	0	0	.000	7	8	.875	1	4	5	6.2	3	0	1	0	1	0	21	17.3
CS SAN MARCOS	12/27/11	*	28	8	10	.800	0	0	.000	4	5	.800	1	3	4	6.0	0	0	2	1	1	2	20	17.5
at Saint Mary's (CA)	12/29/11	*	37	6	11	.545	0	0	.000	1	2	.500	2	3	5	5.9	3	0	0	3	1	1	13	17.2
SAN DIEGO	12/31/11	*	23	5	11	.455	0	0	.000	5	6	.833	0	3	3	5.8	2	0	0	2	0	1	15	17.1
at Loyola Marymount	01/05/12	*	36	9	12	.750	0	1	.000	3	5	.600	1	6	7	5.8	2	0	1	4	1	1	21	17.3
SAN FRANCISCO	01/07/12	*	30	5	9	.556	0	1	.000	4	4	1.000	0	6	6	5.8	2	0	2	2	1	0	14	17.1
SANTA CLARA	01/14/12	*	33	8	11	.727	1	1	1.000	4	6	.667	2	3	5	5.8	3	0	1	3	0	0	21	17.3
at San Diego	01/16/12	*	29	2	12	.167	1	6	.167	2	2	1.000	0	1	1	5.6	2	0	3	3	1	0	7	16.8
LOYOLA MARYMOUNT	01/19/12	*	37	11	15	.733	0	1	.000	6	7	.857	1	4	5	5.5	4	0	2	1	0	0	28	17.3
at Pepperdine	01/21/12	*	36	8	14	.571	0	1	.000	4	4	1.000	0	3	3	5.4	1	0	1	3	3	1	20	17.5
at Virginia Tech	01/25/12	*	38	7	12	.583	1	1	1.000	7	8	.875	2	5	7	5.5	1	0	1	1	3	2	22	17.7
SAINT MARY'S	01/28/12	*	31	5	9	.556	0	0	.000	5	5	1.000	1	2	3	5.4	3	0	0	3	0	2	15	17.5
GONZAGA	02/02/12	*	35	10	19	.526	0	0	.000	4	5	.800	2	12	14	5.7	3	0	3	1	2	1	24	17.8
at Portland	02/04/12	*	24	0	6	.000	0	0	.000	12	12	1.000	2	2	4	5.7	3	0	0	1	1	1	12	17.6
PEPPERDINE	02/11/12	*	23	3	5	.600	0	0	.000	3	4	.750	1	4	5	5.6	1	0	3	1	3	1	9	17.3

CAREER STATISTICS (ALL GAMES)

Year	GP	GS	Min	Avg	FG	FGA	Pct	3FG	FGA	Pct	FT	FTA	Pct	Off	Def	TR	Avg	PF	FO	A	TO	Blk	Stl	Pts	Avg
2008-09	27	0	304	11.3	25	43	.581	0	0	.000	16	27	.593	25	38	63	2.3	43	0	7	14	15	6	66	2.4
2009-10	36	30	878	24.4	97	175	.554	1	4	.250	38	44	.864	56	128	184	5.1	78	1	42	21	46	18	233	6.5
2010-11	37	36	1100	29.7	123	247	.498	26	60	.433	48	58	.828	72	148	220	5.9	84	0	59	35	61	21	320	8.6
2011-12	27	27	855	31.7	173	305	.567	9	28	.321	111	131	.847	37	115	152	5.6	58	0	43	41	45	24	466	17.3
TOTAL	127	93	3137	24.7	418	770	.543	36	92	.391	213	260	.819	190	429	619	4.9	263	1	151	111	167	69	1085	8.5

CAREER STATISTICS (CONFERENCE GAMES)

Year	GP	GS	Min	Avg	FG	FGA	Pct	3FG	FGA	Pct	FT	FTA	Pct	Off	Def	TR	Avg	PF	FO	A	TO	Blk	Stl	Pts	Avg
2008-09	15	0	162	10.8	10	19	.526	0	0	.000	7	14	.500	15	19	34	2.3	21	0	4	9	7	5	27	1.8
2009-10	16	16	391	24.4	41	82	.500	0	3	.000	21	23	.913	22	56	78	4.9	33	0	18	9	23	6	103	6.4
2010-11	16	16	513	32.1	42	94	.447	12	33	.364	22	26	.846	30	75	105	6.6	43	0	30	15	23	4	118	7.4
2011-12	12	12	374	31.2	72	134	.537	2	11	.182	53	62	.855	12	49	61	5.1	29	0	16	27	13	9	199	16.6
TOTAL	59	44	1440	24.4	165	329	.502	14	47	.298	103	125	.824	79	199	278	4.7	126	0	68	60	66	24	447	7.6



5 PLAYERS SCORED IN DOUBLE FIGURES

2/4/12 at Portland, 79-60 W, Davies - 18, Carlino - 13, Hartsock - 12, Cusick - 12, Zylstra - 12

6 PLAYERS SCORED IN DOUBLE FIGURES

12/7/11 vs. Weber State, 94-66 W, Hartsock - 19, Austin - 15, Abouo - 15, Rogers - 15, Zylstra - 15, Davies - 11

NO PLAYERS SCORED IN DOUBLE FIGURES

2/21/05 at Air Force, 39-70 L

ONE PLAYER RECORDED A DOUBLE-DOUBLE

2/11/12 vs. Pepperdine, Charles Abouo, 23 points, 12 rebounds

TWO PLAYERS RECORD A DOUBLE-DOUBLE

2/2/08 at Wyoming
Trent Plaisted, 17 points, 10 rebounds
Jonathan Tavernari, 10 points, 10 rebounds

TWO DOUBLE-DIGIT REBOUNDERS

11/23/10 vs. Mississippi Valley State
Brandon Davies-10, Charles Abouo-10

SIX PLAYERS HAD 5 OR MORE REBOUNDS

1/1/11 vs. Fresno Pacific, C. Collinsworth-8, Rogers-5, Emery-5, Hartsock-5, Abouo-5, Davies-5

FIVE PLAYERS HAD 6 OR MORE REBOUNDS

11/20/10 vs. Chicago State, Abouo-8, K. Collinsworth-7, Rogers-7, Anderson-6, C. Collinsworth-6, Davies-6

FOUR PLAYERS HAD 9 OR MORE REBOUNDS

12/30/06 vs. Seton Hall, Cummand-12, Plaisted-9
Young-9, Ainge-9

TWO PLAYERS FOULED OUT

1/28/12 vs. Saint Mary's
Matt Carlino, Charles Abouo

THREE OR MORE PLAYERS FOULED OUT

1/3/09 vs. Wake Forest
Chris Miles, Gavin MacGregor, Charles Abouo

A BYU PLAYER RECEIVED A TECHNICAL FOUL

2/4/12 at Portland - Brandon Davies

AN OPPONENT PLAYER RECEIVED A TECHNICAL FOUL

12/29/11 vs. Saint Mary's - Stephen Holt

A BYU COACH RECEIVED A TECHNICAL FOUL

1/28/12 vs. Saint Mary's - Dave Rose

AN OPPONENT COACH RECEIVED A TECHNICAL FOUL

12/20/11 vs. Buffalo - Reggie Witherspoon

A BYU PLAYER EJECTED FROM A GAME

11/23/02 vs. Kansas State
Travis Hansen (2 technical fouls)

AN OPPONENT PLAYER EJECTED FROM A GAME

1/30/10 vs. Utah - Marshall Henderson (flagrant foul)

A COACH EJECTED FROM THE GAME

11/30/05 vs. Lamar (at Delta Center)
Lamar coach Billy Tubbs (2 tech. fouls)

AT LEAST TWO PLAYERS SCORED 20+ POINTS

1/21/12 at Pepperdine, Davies 29, Hartsock 20

THREE PLAYERS SCORED 20+ POINTS

1/14/12 vs. Santa Clara, Davies 23, Carlino 21, Hartsock 21

FOUR PLAYERS SCORED 20+ POINTS

1/13/79 vs. UNM, D. Ainge-27, Scott Runia-25,
Devin Durrant-20, Alan Taylor-20

TWO PLAYERS SCORED 25+ POINTS

3/18/10 vs. Florida-NCAA 1st Round
Jimmer Fredette 37, Michael Loyd, Jr. 26

A PLAYER SCORED 30+ POINTS

3/24/11 vs. Florida, Jimmer Fredette, 32

A PLAYER ATTEMPTED 20 OR MORE FIELD GOALS

3/24/11 vs. Florida, Jimmer Fredette, 29

A PLAYER WITH 5 OR MORE STEALS

12/29/11 at Saint Mary's, Brandon Davies, 5

A PLAYER HAD DOUBLE-DIGIT ASSISTS

12/20/11 vs. Buffalo, Matt Carlino, 11

A PLAYER MADE DOUBLE-DIGIT FREE THROWS

1/21/12 at Pepperdine, Brandon Davies (15-18)

A PLAYER 100% AT FT LINE (MIN. 8 ATTS)

2/4/12 at Portland, Noah Hartsock (12-12)

A PLAYER 100% FROM FLOOR (MIN. 5 ATTS)

1/7/12 vs. San Francisco, Brock Zylstra (8-8)

A PLAYER 100% ON TREYS (MIN. 3 ATTS)

1/7/12 vs. San Francisco, Brock Zylstra (6-6)

DID NOT MAKE A TREY

11/22/96 vs. CS Fullerton (0-9)

LAST TIME OPPONENT DID NOT MAKE A TREY

2/2/08 at Wyoming (0-15)

BYU HAD SIX OR FEWER TURNOVERS

1/11/11 at Utah, 5

BYU COMMITTED 25-PLUS TURNOVERS

12/15/07 vs. Pepperdine, 86-67 W (29)

BYU COMMITTED 11 OR LESS TEAM FOULS IN A GAME

1/21/12 at Pepperdine, 11

BYU SCORED 90 POINTS

1/14/12 vs. Santa Clara, 95-78 W

BYU SCORED 100 POINTS

3/5/11 vs. Wyoming, 102-78 W

BYU SCORED 110 POINTS

12/22/09 vs. Nevada 110-104 W

BYU SCORED LESS THAN 50 POINTS IN A GAME

1/15/08 at UNLV 41-70 L

HELD OPPONENT TO LESS THAN 50 POINTS IN A GAME

12/10/11 at Utah 61-42 W

BYU SCORED LESS THAN 40 POINTS IN A GAME

2/21/05 at Air Force 39-70 L

HELD OPPONENT TO LESS THAN 40 POINTS IN A GAME

11/23/10 vs. Mississippi Valley State 83-36 W

SHOT 60% FG

3/6/10 at TCU, (.623), 38-61

OPPONENT SHOT 60% FG

12/22/05 at Utah State, (.600), 36-60

SHOT 70% FG IN A HALF

3/6/10 at TCU, (.720), 18-25

DID NOT MISS A 2-POINT ATTEMPT IN A HALF

2/23/04 vs. Air Force, 13-13 inside the arc, (14-17, .824 overall)

SHOT LESS THAN 30% FG

2/21/05 at Air Force, (.280), 14-50

SHOT 100% FT

11/26/11 vs. Wisconsin (11-11)

SHOT 90% FT (AT LEAST 10 ATTEMPTS)

11/30/11 vs. Northern Arizona, (.900), 9-10

SHOT LESS THAN 50% FT

11/20/08 vs. North Florida, (.400), 4-10

SHOT 60% THREE-POINTERS

1/7/12 vs. San Francisco, (.632), 12-19

SHOT 70% THREE-POINTERS

1/26/08 vs. New Mexico, (.813), 13-16

OPPONENT SCORED LESS THAN 20 POINTS IN 1ST HALF

12/10/11 at Utah, 17 (25-17, 61-42 W)

OPPONENT SCORED LESS THAN 20 POINTS IN 2ND HALF

1/13/10 at Air Force, 18 (31-18, 67-49 W)

BYU SCORED LESS THAN 20 POINTS IN THE FIRST HALF

2/21/05 at Air Force, 13 (BYU trailed 13-37)

BYU SCORED LESS THAN 20 POINTS IN THE 2ND HALF

1/15/00 vs. Utah, 19

OPPONENT SCORED 50 OR MORE POINTS IN A HALF

1/14/12 vs. Santa Clara, 50 (second half)

BYU SCORED 50 OR MORE POINTS IN FIRST HALF

1/11/11 at Utah, 53

BYU SCORED 50 OR MORE POINTS IN SECOND HALF

1/14/12 vs. Santa Clara, 50 (second half)

BYU SCORED 60 OR MORE POINTS IN FIRST HALF

11/20/10 vs. Chicago State, 60

BYU SCORED 60 OR MORE POINTS IN SECOND HALF

12/22/09 vs. Nevada, 64

WON BY 50 OR MORE POINTS (LARGEST MARGIN EVER)

12/22/06 vs. W. Oregon (62) 102-40

WON BY 50 OR MORE POINTS

11/23/10 vs. Mississippi Valley State (50) 86-36

WON BY 40 OR MORE POINTS

11/23/10 vs. Mississippi Valley State (50) 86-36

WON BY 30 OR MORE POINTS

2/11/12 vs. Pepperdine (38) 86-48

WON BY 25 OR MORE POINTS

1/7/12 vs. San Francisco (25) 81-56

LOST BY 35-PLUS POINTS

11/22/04 vs. North Carolina (36) 86-50

LOST BY 30-PLUS POINTS

2/21/05 at Air Force (31) 39-70

LOST BY 25-PLUS POINTS

1/15/08 at UNLV (29) 70-41

PLAYED AN OVERTIME GAME

3/24/11 vs. Florida, 74-83 (OT)

WON IN SINGLE OVERTIME

2/26/08 at New Mexico, 70-69

LOST IN OVERTIME

3/24/11 vs. Florida, 74-83 (OT)

PLAYED A DOUBLE OT GAME

11/26/10 vs. South Florida, 77-75 (2OT)

PLAYED A TRIPLE OT GAME

2/28/98 at UTEP 76-75 W 3OT

WON 15 STRAIGHT GAMES

2009-10 (15)

WON 10 STRAIGHT GAMES

2010-11 (10)

LOST 3 STRAIGHT GAMES

2004-05 (three times)
last time - @ New Mexico, @ Air Force, @ Utah

LOST 4 STRAIGHT GAMES

2004-05 @ New Mexico, @ Air Force, @ Utah, UNLV

LOST 5 STRAIGHT

2004-05 @ UNM, @ AFA, @ Utah, UNLV, vs. UNM (at MWC)

LOST 9 STRAIGHT

1997-98

LOST 10 STRAIGHT GAMES

1996-97 (21) - school record

PLAYED AN NCAA TOURNAMENT GAME

3/24/11 vs. Florida-Regional Semifinals, 74-83 (OT)

WON AN NCAA TOURNAMENT GAME

3/19/11 vs. Gonzaga-NCAA 3rd Round, 89-67

WON TWO NCAA TOURNAMENT GAMES

1980-81 Princeton 60-51, UCLA 78-55, Notre Dame 51-50, then lost to Virginia 60-74

2010-11 Wofford 74-66, Gonzaga 89-67

WON THREE NCAA TOURNAMENT GAMES

1980-81 Princeton 60-51, UCLA 78-55, Notre Dame 51-50, then lost to Virginia 60-74

WON FOUR NCAA TOURNAMENT GAMES

Never

PLAYED IN THE NIT

3/15/06 at Houston 67-77 L

WON AN NIT GAME

3/14/02 vs. UC Irvine 78-55 W

WON TWO NIT GAMES

1999-00 Bowling Green 81-54, So. Illinois 82-57
Then lost to Notre Dame in quarterfinals

WON THREE NIT GAMES

1965-66 NIT CHAMPIONS
1950-51 NIT CHAMPIONS

WON CONFERENCE TOURNEY

2000-01

WON CONFERENCE REGULAR SEASON

2010-11

WON CONFERENCE REGULAR SEASON OUTRIGHT

2007-08

DEFEATED A RANKED TEAM

2/2/12 vs. Gonzaga (24/RV), 83-73

DEFEATED A RANKED TEAM AT HOME

2/2/12 vs. Gonzaga (24/RV), 83-73

DEFEATED A RANKED TEAM ON THE ROAD

2/26/11 at SDSU (6/4), 80-67

WAS RANKED IN THE TOP 25 AP POLL

3/14/11 Ranked 10th

WAS RANKED IN THE TOP 25 COACHES POLL

3/29/11 Ranked 13th

FINISHED SEASON RANKED IN THE TOP 25 POLLS

2010-11 10th (AP), 13th (Coaches)



Official Basketball Box Score -- Game Totals -- Final Statistics
Brigham Young vs Utah State
11/11/11 7:05 p.m. at Dee Glen Smith Spectrum**Brigham Young 62 • 0-1**

#	Player	Total		3-Pr		Rebounds		PF	TP	A	TO	Bk	Stl	Min
		FG	FGA	FG	FGA	FT	FTA							
00	DAVIES, Brandon	f	4-10	0-0	5-9	2	3	5	13	1	3	1	2	24
01	ROGERS, Stephen	f	2-7	0-4	1-2	0	0	5	7	3	1	1	1	29
04	HARTSOCK, Noah	f	8-13	0-1	2-2	1	4	5	18	4	3	1	2	36
01	ABDOU, Charles	g	4-6	3-5	5-7	3	3	6	16	3	3	0	0	36
13	ZYLSTRA, Brock	g	4-4	0-0	0-0	3	3	2	9	3	2	0	1	31
02	CUSICK, Craig	g	0-0	0-0	2-2	0	0	1	2	1	0	0	1	9
05	COLLINSWORTH, Chris	0-1	0-1	0-0	0	0	0	3	0	1	2	0	0	5
12	SHARP, Josh	1-4	0-0	0-0	0	0	0	2	2	0	0	0	0	15
24	HARRISON, Damarcus	0-0	0-0	0-0	0	0	0	1	0	0	0	0	0	4
33	AUSTIN, Nate	1-1	0-0	0-0	1	2	3	1	2	1	1	0	0	1
Team		0		0		0		0		0		0		0
Totals		22-47	3-14	15-22	9	20	29	26	62	20	4	7	200	

FG % 1st Half: 11-22 50.0% 2nd half: 11-25 44.0% Game: 22-47 46.8%
3FG % 1st Half: 1-6 16.7% 2nd half: 3-11 27.3% Game: 3-14 21.4%
FT % 1st Half: 4-6 66.7% 2nd half: 11-16 68.8% Game: 15-22 68.2%

Utah State 69 • 1-0

#	Player	Total		3-Pr		Rebounds		PF	TP	A	TO	Bk	Stl	Min
		FG	FGA	FG	FGA	FT	FTA							
21	Grim, Moran	f	2-4	0-0	4-6	2	2	4	4	8	0	2	2	26
22	Jardine, Brady	f	5-11	0-0	2-4	1	6	8	2	12	0	0	0	35
00	Pane, Brocketh	q	1-4	0-0	3-8	1	2	21	5	6	0	0	0	35
05	Thornton, Steven	g	1-4	0-1	0-0	1	0	1	3	2	0	0	0	19
13	Melton, Preston	g	0-0	2-6	3-4	0	0	1	15	6	0	1	1	35
11	Thossey, Adam	0-2	0-2	2-4	0	0	0	1	2	0	0	0	0	12
14	Farris, E.J.	0-0	0-0	0-0	0	1	1	0	0	0	0	0	0	4
15	Bruneel, Mitch	3-6	2-3	0-1	1	1	2	3	8	1	0	0	0	21
25	Stone, Jordan	0-1	0-0	0-0	1	1	2	0	1	0	0	0	0	0
34	Reed, Kysian	0-2	0-0	0-0	2-3	5	1	0	0	1	0	0	0	15
Team		0		0		1		0		0		0		0
Totals		22-48	5-15	20-29	11	31	21	69	11	18	3	6	200	

FG % 1st Half: 10-21 47.6% 2nd half: 12-27 44.4% Game: 22-48 45.8%
3FG % 1st Half: 2-5 40.0% 2nd half: 3-10 30.0% Game: 5-15 33.3%
FT % 1st Half: 18-22 81.8% 2nd half: 12-17 70.6% Game: 20-29 69.0%

Officials: Bobby McKay «R», Mike Eggers «U», Sam Haddad «U»
Technical fouls: Brigham Young-None, Utah State-None.
Attendance: 10270

Score by periods		1st	2nd	Total
Brigham Young		28	34	62
Utah State		30	39	69

Points	In	Off	2nd	Fast
BYU	22	15	7	6
USU	29	21	9	11

Score tied - 10 times.
Lead changed - 9 times.

Last FG - BY 2nd-00:09, USU 2nd-00:35.
Largest lead - BY at 2nd-11:03, USU by 24 1st-04:06.

Official Basketball Box Score -- Game Totals -- Final Statistics
BYU-Hawaii vs BYU
11/15/11 7:05 pm at Provo, Utah, Marriott Center**BYU-Hawaii 52 • 0-1**

BYU-LAUREL 52 • 0 • 1														
#	Player	Total		3-Ptr		Rebounds		PF	TP	A	TO	Bk	Stl	Min
		FG	FGA	FG	FGA	FT	FTA							
44	Hurst, Brady	f	2-7	0-0	0-1	3	2	5	4	2	5	0	0	25
05	Funk, Bracken	f	5-11	0-0	3-6	3	6	9	25	0	0	0	0	34
10	Ale, Oleskene	q	1-4	0-1	2-2	4	6	3	4	3	3	0	0	24
23	Chang, Yush-Hsien	g	1-13	1-4	1-1	1	2	24	12	5	0	1	32	
02	Dastur, Jake	q	0-1	0-0	0-0	0	0	1	1	0	1	0	1	23
01	Coro, Pablo	0-1	0-1	0-0	0	0	0	0	0	0	0	0	0	2
02	Satterwhite, Gary	0-3	0-0	0-0	0	0	0	1	0	3	1	0	0	12
03	Lawrence, SeQuan	0-0	0-0	1-2	0	1	0	0	0	0	0	0	0	2
12	Covey, Christian	2-3	1-2	0-0	0	1	1	5	1	1	0	0	0	15
24	Stewart, Nikos	0-0	0-0	0-0	0	0	0	0	0	0	0	0	0	2
26	Ngwaka, Zach	2-6	0-1	0-0	2	3	2	4	1	1	0	0	0	21
Team		2		2		4		0		0		0		0
Totals		21-68		7-28		14		31		22		52		

FG % 1st Half: 0-31 0.0% 2nd half: 15-37 40.5% Game: 21-68 30.9%
3FG % 1st Half: 2-13 15.4% 2nd half: 3-9 33.3% Game: 5-22 22.7%
FT % 1st Half: 3-6 50.0% 2nd half: 0-3 0.0% Game: 3-9 33.3%

BYU 73 • 1-1

#	Player	Total		3-Pr		Rebounds		PF	TP	A	TO	Bk	Stl	Min
		FG	FGA	FG	FGA	FT	FTA							
01	ABDOU, Charles	f	1-4	0-1	2-5	0	6	6	4	4	3	4	0	30
04	HARTSOCK, Noah	f	4-7	0-0	6-6	2	9	0	14	5	0	2	2	32
10	DAVIES, Brandon	f	1-3	0-0	3-6	3	6	9	18	0	0	0	0	16
13	ZYLSTRA, Brock	g	3-9	1-4	0-0	3	3	6	7	1	5	0	1	32
21	ROGERS, Stephen	g	2-5	1-2	0-0	0	2	3	5	1	2	2	0	22
02	CUSICK, Craig	g	0-0	0-0	1-2	0	0	1	0	0	0	0	0	12
05	COLLINSWORTH, Chris	0-1	0-0	0-0	0	1	1	0	0	0	1	0	0	7
12	SHARP, Josh	2-3	0-0	1-3	6	2	5	0	0	0	0	0	0	12
14	MARTINEAU, Nick	0-2	0-0	0-0	0	0	0	0	0	0	0	0	0	2
20	WINDER, Anson	0-0	0-0	0-0	0	0	1	0	0	0	0	0	0	2
24	HARRISON, Damarcus	2-6	1-2	1-1	1	1	2	6	3	0	0	0	0	5
33	AUSTIN, Nate	0-0	0-0	0-0	0	0	0	0	0	0	0	0	0	1
Team		2		2		4		0		0		0		0
Totals		26-53	4-13	17-25	14	37	51	73	16	22	7	9	200	

FG % 1st Half: 15-30 50.0% 2nd half: 11-23 47.9% Game: 26-53 49.1%
3FG % 1st Half: 4-13 30.8% 2nd half: 1-2 50.0% Game: 5-15 33.3%
FT % 1st Half: 7-8 87.5% 2nd half: 10-17 58.8% Game: 17-25 68.0%

Officials: Glen Playberry, James Giron, Casey McChellan
Technical fouls: BYU-Hawaii-None, BYU-None.
Attendance: 13435

Score by periods		1st	2nd	Total
BYU-Hawaii		20	33	53
BYU		40	33	73

Points	In	Off	2nd	Fast
BYU-H	22	4	8	0
BYU	26	11	6	18

Score tied - 0 times.
Lead changed - 0 times.

Last FG - BYU-HMB 2nd-01:23, BYU 2nd-03:00.
Largest lead - BYU-HMB None, BYU by 26 1st-04:08.

Official Basketball Box Score -- Game Totals -- Final Statistics
Longwood vs BYU
11/18/11 7:05 pm at Provo, Utah, Marriott Center**Longwood 60 • 1-3**

#	Player	Total		3-Pr		Rebounds		PF	TP	A	TO	Bk	Stl	Min
		FG	FGA	FG	FGA	FT	FTA							
01	Bowman, Jeremiah	* 3-8	0-1	0-0	0	1	1	2	6	3	3	0	0	27
02	Washington, Martiz	* 2-5	1-4	2-2	0	0	0	1	7	4	0	0	0	21
04	Carter, Antwan	* 0-1	0-0	0-0	0	2	3	1	0	0	0	0	0	16
25	Neil, Darran	* 1-3	1-2	1-4	2	2	4	9	3	0	0	0	0	16
33	van der Kooij, Jan	* 3-7	2-5	1-3	0	2	0	2	9	1	2	0	0	25
01	Taylor, Anthony	0-0	0-0	0-0	0	0	0	0	0	0	0	0	0	1
10	Shockey, Stephen	0-0	0-0	0-0	0	0	0	1	0	0	0	0	0	1
12	Carrey, Tristan	3-10	1-5	0-0	1	2	3	7	0	2	0	0	0	17
13	Robinson, David	0-1	0-2	0-0	1	2	0	1	1	0	0	0	0	16
21	Parker, Mark	2-2	2-2	0-0	0	0	0	1	6	0	0	0	0	13
22	Dublin, Jeylan	1-1	0-0	0-0	0	0	0	0	2	0	0	0	0	3
04	Havenstein, Jeff	0-3	0-0	0-0	2	1	4	1	0	0	0	0	0	18
Team		1		3		4		0		0		0		0
Totals		23-56	9-24	1-11	8	16	24	60	14	13	3	1	200	

FG % 1st Half: 11-28 39.3% 2nd half: 12-28 42.9% Game: 23-56 41.1%
3FG % 1st Half: 5-13 38.5% 2nd half: 8-24 33.3% Game: 13-37 35.1%
FT % 1st Half: 2-4 50.0% 2nd half: 3-7 42.9% Game: 5-11 45.5%

BYU 92 • 2-1

FTU 1st Half: 2-4		50.0%		2-3		42.9%		Game: 5-11		45.5%				3	
BYU 92 - 2-1															
#	PLAYER	Total		3-Pr		Rebounds									
		FG	FGA	FG	FGA	FT	FTA	Off	Def	PF	TP	A	To	Bk	Min
00	DAVIES, Brandon	* 1-3	0-0	0-0	2	2	4	3	2	4	5	0	0	0	20
01	ABDOU, Charles	* 6-9	2-3	5-8	5	11	16	0	19	4	1	2	0	0	27
02	CUSICK, Craig	* 1-3	1-3	0-0	0	2	2	3	3	1	0	0	0	0	16
13	ZYLSTRA, Brock	* 2-5	2-3	0-0	0	1	0	1	6	0	0	0	0	0	18
14	HARTMAN, Noah	* 0-1	0-0	0-0	0	0	0	0	0	0	0	0	0	0	16
15	SHARP, Josh	* 0-1	0-0	1-2	1	3	4	3	1	3	1	0	0	0	17
16	WILSON, Nick	* 0-1	0-0	0-0	0	0	0	0	0	0	0	0	0	0	16
20	WINDER, Andrew	* 2-5	2-4	2-5	1	1	1	1	8	5	0	0	0	0	25
21	ROGERS, Stephen	* 7-9	3-5	0-0	0	2	2	0	17	3	0	0	0	0	18
22	WILSON, Marcumar	* 0-1	0-0	0-0	0	0	0	0	0	0	0	0	0	0	16
33	AUSTIN, Tate	* 2-4	0-0	0-0	0	2	1	3	3	4	1	2	1	0	13

Official Basketball Box Score -- Game Totals -- Final Statistics
BYU vs Utah
12/10/11 12:00 pm at Salt Lake City, UT (Huntsman Center)**BYU 61 • 8-2**

#	Player		Total		3-Pr		Rebounds		PF	TP	A	TO	Bk	Stl	Min
			FG	FGA	FT	FTA	Off	Def							
00	DAVIES, Brandon	f	1-4	0-0	1-2	3	6	9	3	1	1	1	1	25	
04	HARTSOCK, Noah	f	6-9	1-2	6-6	2	5	7	2	19	1	1	1	36	
01	ABOU, Charles	g	4-6	1-2	2-2	2	4	6	3	11	0	2	1	25	
13	ZYLSTRA, Brock	g	2-6	2-5	0-0	1	1	2	1	6	4	0	0	28	
02	WINDER, Anson	g	0-5	0-4	1-2	1	1	2	1	2	0	2	0	22	
02	CUSICK, Craig	g	2-5	2-4	4-5	0	3	3	10	6	2	0	0	28	
14	MARTINEAU, Nick	g	0-0	0-0	0-0	0	1	0	0	0	0	0	0	1	
21	ROGERS, Stephen	g	2-8	1-5	0-2	0	3	2	5	2	1	1	0	19	
24	HARRISON, Damarcus	g	1-5	1-4	0-0	0	0	0	3	0	0	0	0	8	
33	AUSTIN, Nate	g	1-1	1-1	0-0	0	5	5	3	3	1	0	0	18	
Team			0-0	0-0	0-0	1	2	3							
Totals			19-49	9-27	14-19	10	31	41	19	61	15	7	2	200	

FG % 1st Half: 7-26 26.9% 2nd Half: 12-23 52.2% Game: 19-49 38.8%
3FG % 1st Half: 5-16 31.3% 2nd Half: 4-11 36.4% Game: 9-27 33.3%
FT % 1st Half: 6-9 66.7% 2nd Half: 10-8 80.0% Game: 14-19 73.7%**Utah 42 • 1-8**

#	Player	Total	3-Pr		Rebounds				PF	TP	A	TO	Bk	Stl	Min
			FG	FGA	FT	FTA	Off	Def							
10	Farr, Dion	f	1-8	0-1	1-2	0	7	7	2	3	0	2	1	32	
03	Martin, Cedric	f	2-6	2-5	4-4	0	0	3	1	10	0	1	1	35	
02	Washington, Jason	c	3-7	0-0	0-0	0	3	3	6	0	2	0	2	18	
00	Hines, Chris	g	0-4	0-3	0-0	0	0	0	0	0	0	0	0	17	
05	Watkins, Josh	g	6-15	1-4	1-6	1	4	5	3	14	5	3	1	27	
02	Olumusi, Anthony	g	0-2	0-0	0-0	0	1	1	2	0	0	0	0	14	
05	Storkey, Kareem	g	2-7	0-4	2-2	1	1	2	4	6	3	0	0	27	
21	Dawson, Javon	g	0-1	0-0	3-4	4	1	5	1	3	1	0	0	19	
25	Wilkinson, Blake	g	0-2	0-0	1-2	3	2	0	0	1	0	1	1	11	
	Team					4	2	6							
Totals			14-52	3-17	11-18	11	24	35	19	42	6	10	4	200	

FG % 1st Half: 4-22 18.2% 2nd Half: 10-20 50.0% Game: 14-52 26.9%
3FG % 1st Half: 1-9 11.1% 2nd Half: 2-8 25.0% Game: 3-17 17.6%
FT % 1st Half: 8-10 80.0% 2nd Half: 3-8 37.5% Game: 11-18 61.1%

Officials: Deron White, Bobby McRoy, Glen Mayberry

Technical fouls: BYU=None, Utah=None.

Attendance: 1027

Score by periods		1st	2nd	Total
BYU		25	36	61
Utah		17	25	42

Last FG - BU 2nd-00:59, UT 2nd-00:12

Largest lead - BU by 22 2nd-00:59, UT by 4 1st-17:33.

Score tied - 3 times.

Lead changed - 1 time.

Official Basketball Box Score -- Game Totals -- Final Statistics
BYU vs BYU
12/17/11 12:05 pm at Provo, Utah, Marriott Center**BYU 86 • 9-0, 0-0**

#	Player	Total				3-Pr				Rebounds				PF	TP	A	TO	Bk	Stl	Min
		FG	FGA	FG-FGA	FT-FTA	Off	Def	Off	Def											
01	Jones III, Perry	* 11-16	2-2	4-7	3	5	8	3	28	4	1	0	3	33						
04	Acy, Quincy	* 3-7	0-0	2-4	0	4	2	8	0	1	0	1	0	27						
05	Heslop, Brady	* 6-10	6-10	0-0	0	0	1	18	1	1	0	1	0	23						
22	Walton, A.J.	* 2-4	1-3	0-1	0	4	4	3	5	0	1	0	2	17						
30	Miller, Quincy	* 4-9	0-0	0-0	1	3	4	8	1	2	2	0	0	22						
00	Franklin, Gary	* 2-4	2-4	0-0	0	0	2	1	0	0	0	0	0	13						
14	Bello, Deuce	* 0-1	0-1	0-0	0	0	0	1	0	0	1	0	1	6						
34	Jefferson, Cory	* 0-3	0-0	0-0	0	0	0	1	0	1	0	0	0	10						
41	Jones, Anthony	* 0-1	0-0	0-0	1	0	1	0	0	1	1	0	1	10						
55	Jackson, Pierre	* 4-8	2-4	3-3	0	3	3	13	7	5	1	1	1	30						
Team						5				5										
Totals		32-63	13-25	9-15	10	21	31	86	17	13	4	10	200							

FG % 1st Half: 13-28 46.4% 2nd Half: 19-25 50.0% Game: 32-63 50.0%
3FG % 1st Half: 6-10 60.0% 2nd Half: 7-15 46.7% Game: 13-25 52.0%
FT % 1st Half: 6-9 66.7% 2nd Half: 3-5 60.0% Game: 9-15 60.0%**BYU 83 • 8-3, 0-0**

		Total	3-Ptr		Rebounds										
#	Player	FG	FGA	FT	FTA	Off	Def	TP	TP	A	To	Bk	Stl	Min	
00	DAVIES, Brandon	* 6-15	0-1	6-9		5	8	13	3	18	1	1	1	1	36
01	ABOU, Charles	* 7-10	1-4	2-2		6	3	9	4	17	2	5	0	0	22
02	CUSICK, Craig	* 1-3	0-2	0-0		0	0	0	0	0	0	0	0	0	18
13	ZYLSTRA, Brock	* 1-4	1-2	1-2		0	7	7	1	4	3	3	0	1	38
14	CARLINO, Noah	* 7-14	0-1	1-3		3	2	5	15	1	1	1	2	3	27
20	CARLINO, Noah	* 7-14	0-1	1-3		3	2	5	15	1	1	1	2	3	27
24	HARRISON, Damarcus	* 3-7	1-3	1-4		1	2	3	2	0	1	1	1	1	15
33	AUSTIN, Nate	* 0-1	0-0	0-0		0	0	0	1	0	0	0	0	0	7
Team		0-0		0-0		3		3		3		3		0	
Totals		32-68	7-21	12-20		19	25	44	19	83	14	16	6	200	

FG % 1st Half: 16-35 45.7% 2nd Half: 16-33 48.5% Game: 32-68 47.1%
3FG % 1st Half: 4-14 28.6% 2nd Half: 6-10 60.0% Game: 10-24 41.7%
FT % 1st Half: 6-10 60.0% 2nd Half: 6-10 60.0% Game: 12-20 60.0%

Officials: Crawford, Keith Kimble, Joe DeRosa

Technical fouls: BYU=None, BYU=None.

Attendance: 2700

Marriott Center sold out

Score by periods		1st	2nd	Total
BYU		35	48	83
BYU		43	41	83

Last FG - BU 2nd-00:20, BYU 2nd-01:51

Largest lead - BU by 9 2nd-06:17, BYU by 13 1st-02:29.

Score tied - 2 times.

Lead changed - 3 times.

Official Basketball Box Score -- Game Totals -- Final Statistics
Buffalo vs BYU
12/10/11 7:05 pm at Provo, Utah, Marriott Center**Buffalo 78 • 6-2, 0-0**

#	Player	Total				3-Pr				Rebounds				PF	TP	A	TO	Bk	Stl	Min
		FG	FGA	FG-FGA	FT	FTA	Off	Def	Off	Def										
03	OLDHAM, Jared	* 2-3	1-2	0-0	0	4	4	3	5	9	3	0	3	31						
05	FILZEN, Zach	* 5-7	4-6	0-0	0	0	0	0	1	14	1	4	0	37						
12	McCREE, Andy	* 6-11	0-0	4-5	0	4	4	3	16	1	2	1	0	23						
21	WATT, Mitchell	* 7-12	1-1	3-4	7	3	18	2	5	1	2	0	32							
24	BARNETT, Dave	* 4-11	2-5	0-0	0	4	4	1	10	5	0	1	0	34						
01	WATSON, Tony	* 1-3	0-2	0-0	0	0	0	1	2	1	2	0	0	8						
18	RALEY-ROSS, Corey	* 0-0	0-0	0-0	0	0	0	0	0	0	0	1	0	3						
25	FORD, Xavier	* 0-2	0-0	0-0	0	1	1	0	0	0	0	0	0	1						
30	ROBINSON, Titus	* 1-2	0-0	5-6	0	1	1	4	7	1	2	0	0	16						
31	THOMAS-EDWARDS, Ra	* 1-1	0-0	0-0	1	1	0	2	0	1	0	0	0	7						
33	DOWNING, Cameron	* 1-1	0-0	2-2	0	0	0	1	4	0	0	0	0	8						
Team		0-0		0-0		2		3		4		0		0						
Totals		28-53	8-16	14-17	4	24	28	17	78	20	3	8	200							

FG % 1st Half: 14-26 53.8% 2nd Half: 14-27 51.9% Game: 28-53 52.8%
3FG % 1st Half: 4-9 44.4% 2nd Half: 6-7 85.7% Game: 8-16 50.0%
FT % 1st Half: 7-8 87.5% 2nd Half: 7-9 77.8% Game: 14-17 82.4%**BYU 93 • 8-3, 0-0**

FTV 93 • 8-3, 0-5		FTV 1st half: 7-9 87.5%	2nd half: 7-9 77.8%	Game: 14-17 82.4%	1									
#	Player	FG	3-Pr	Rebounds										
		Total	FGA	FTG	FTA	Off	Def	PF	TP	A	To	Bk	Stl	Min
00	DAVIES, Brandon	* 1-3	0-0	0-2	3	4	3	2	1	0	2	1	1	22
01	ABOU, Charles	* 3-10	1-3	1-2	2	4	6	8	4	4	0	2	24	
10	CARLINO, Matt	* 3-9	2-5	0-2	2	1	6	7	3	10	11	5	0	24
13	ZYLSTRA, Brock	* 9-16	4-10	4-4	0	2	2	1	26	4	2	0	4	25
14	CARLINO, Noah	* 7-9	0-1	2-3	0	1	3	16	2	0	0	0	1	38
02	CUSICK, Craig	* 0-0	0-0	0-0	0	0	0	0	0	0	0	0	0	1
12	SHARP, Josh	* 2-3	0-1	0-0	0	0	0	0	4	1	0	0	0	14
14	MARTINEAU, Nick	* 0-1	0-0	0-0	0	0	0	0	0	0	0	0	0	1
20	WINDER, Anson	* 7-8	6-7	0-0	0	0	0	0	20	3	1	3	0	24

Official Basketball Box Score -- Game Totals -- Final Statistics**Santa Clara vs BYU**
01/14/12 6:05 pm at Provo, Utah, Marriott Center**Santa Clara 78 • 8-9, 0-4**

#	Player	Total		3-Pr		Rebounds		PF	TP	A	T	Bk	Stl	Min
		FG	FGA	FG	FTA	Off	Def							
00	ROQUEMORE, Evan	* 3-9	1-4	4-5	0	1	1	2	11	3	1	0	1	32
01	FOSTER, Kevin	* 6-12	4-9	6-8	0	1	1	2	22	5	2	0	1	32
02	MARTIN, John	* 2-6	0-0	0	1	2	3	4	0	2	0	0	0	26
03	HARRISON, Nivi	* 7-9	0-0	4-8	0	2	3	18	0	2	0	0	0	20
04	COWLES, Raymond III	* 0-1	4-5	0-0	1	3	1	14	1	2	1	0	0	35
05	CLARK, Brandon	* 2-6	0-3	1-2	0	1	1	0	5	3	2	0	1	13
06	AVENEUE, Denzel	* 0-0	0-0	0-0	0	0	0	0	0	0	0	0	0	14
07	JOHNSON, Denzel	* 0-0	0-0	0-0	0	0	0	0	0	0	0	0	0	2
08	CLARKE, Julian	* 0-1	0-1	0-0	0	0	0	0	1	0	0	0	0	3
09	GARRETT, Robert	* 2-3	0-0	2-2	2	4	1	4	0	0	0	0	0	11
10	ATANGA, Yarnick	* 0-1	0-0	0-0	0	5	5	4	0	1	0	0	1	10
Team						2		1	3					
Totals		27-58	9-25	15-25	6	20	26	78	15	11	2	4	200	

FG % 1st Half: 15-29 51.7% 2nd Half: 12-29 41.4% Game: 25-60 46.6%
3FG % 1st Half: 3-11 27.3% 2nd Half: 3-14 21.4% Game: 3-19 36.0%
FT % 1st Half: 10-10 100.0% 2nd Half: 9-15 60.0% Game: 19-25 60.0%**BYU 95 • 15-4, 4-1**

#	Player	Total		3-Pr		Rebounds		PF	TP	A	T	Bk	Stl	Min
		FG	FGA	FG	FTA	Off	Def							
00	DAVIES, Brandon	* 9-13	0-0	5-7	0	5	4	23	2	2	1	2	29	
01	ABDOU, Charles	* 3-6	1-2	6-6	0	1	4	13	3	1	0	1	21	
02	CARLINO, Matt	* 7-12	3-6	4-6	0	3	3	21	8	2	1	1	33	
03	ZYLSTRA, Brock	* 3-6	1-3	0-0	0	4	4	7	2	1	0	1	29	
04	HARTSOCK, Noah	* 8-11	3-4	4-6	2	3	5	21	1	3	0	0	33	
05	CUSICK, Craig	* 1-1	1-1	0-0	0	0	2	3	0	1	0	0	9	
06	SHARP, Josh	* 0-0	0-0	2-2	0	1	1	0	2	0	0	0	2	
07	WINDER, Anson	* 0-0	0-0	0-0	0	0	0	0	0	0	0	0	19	
08	ROGERS, Stephen	* 1-6	0-0	0-0	0	3	3	0	3	0	0	0	12	
09	HARRISON, Damarcus	* 0-2	0-1	0-0	0	1	1	0	0	0	0	0	2	
10	AUSTIN, Nate	* 1-1	0-0	1-2	0	3	6	9	2	1	0	0	16	
Team						3		6	9					
Totals		33-58	7-17	12-22	9	31	40	19	95	21	2	7	200	

FG % 1st Half: 15-28 53.6% 2nd Half: 18-30 60.0% Game: 33-58 56.9%
3FG % 1st Half: 4-8 50.0% 2nd Half: 3-13 23.1% Game: 7-21 41.2%
FT % 1st Half: 11-14 78.6% 2nd Half: 11-15 73.3% Game: 22-29 75.9%

Officials: Rick Betsell, Randy Burkhardt, Mike Peterson

Technical fouls: Santa Clara-NONE. BYU-NONE.

Attendance: 16116

Score by periods		1st	2nd	Total
Santa Clara		42	36	78
BYU		45	50	95

Points SCU 30 17 9 10 2nd Fast Break 6 9 9 10

In Off 2nd Fast Score tied - 3 times. Lead changed - 4 times.

Last FG - SCU 2nd-02:12, BYU 2nd-02:19.

Largest lead - SCU by 2 1st-16:22, BYU by 17 2nd-10:08.

Official Basketball Box Score -- Game Totals -- Final Statistics**BYU vs San Diego**
01/16/12 7:05pm at San Diego, CA (Jenny Carr Pavilion)**BYU 82 • 16-4 (5-1 WCC)**

#	Player	Total		3-Pr		Reb		PF	TP	A	T	Bk	Stl	Min	
		FG	FGA	FG	FTA	Off	Def								
00	DAVIES, Brandon	* 9-13	0-0	6-10	6	6	12	2	2	2	1	2	32		
01	ABDOU, Charles	* 3-6	0-0	1-2	2	2	7	13	3	2	0	4	34		
02	CARLINO, Matt	* 7-12	3-6	4-6	0	3	3	21	8	2	1	1	33		
03	ZYLSTRA, Brock	* 3-6	1-3	0-0	0	4	4	7	2	1	0	1	29		
04	HARTSOCK, Noah	* 8-11	3-4	4-6	2	3	5	21	1	3	0	0	33		
05	CUSICK, Craig	* 3-2	2-2	0-0	0	1	1	0	8	0	0	0	0	18	
06	SHARP, Josh	* 0-0	0-0	1-2	0	0	1	0	0	0	0	0	0	2	
07	MARTINEAU, Nick	* 0-0	0-0	0-0	0	0	0	0	0	0	0	0	0	19	
08	WINDER, Anson	* 0-0	0-0	0-0	0	1	1	0	0	0	0	0	0	5	
09	ROGERS, Stephen	* 1-1	0-0	0-0	0	0	0	0	0	0	0	0	0	5	
10	HARRISON, Damarcus	* 0-0	0-0	0-0	0	1	1	0	0	0	0	0	0	1	
11	AUSTIN, Nate	* 2-4	1-1	2-3	1	3	4	7	2	1	2	0	0	10	
Team						2		4	4						
Totals		28-62	11-24	25-31	15	31	46	11	82	16	5	4	200		

FG % 1st Half: 14-34 41.2% 2nd Half: 14-28 50.0% Game: 28-62 45.2%
3FG % 1st Half: 5-12 41.7% 2nd Half: 5-12 41.7% Game: 10-24 41.7%
FT % 1st Half: 4-6 66.7% 2nd Half: 11-15 73.3% Game: 15-21 71.4%**San Diego 63 • 6-11 (4-1 WCC)**

San Diego State 63 • 61-1 (-4 WCC)														
#	Player	Total	FG		3-Pr		Rebounds		PF	TP	A	T	Bk	Stl
			FG	FGA	FG	FTA	Off	Def						
02	RANCIER, Ken	* 3-6	1-2	0-0	0-0	1	4	7	2	2	0	1	23	
03	KRAMER, Dennis	* 4-5	0-2	3-3	2	6	1	12	3	3	0	4	34	
05	FAJESIMIN, Simi	* 0-0	0-0	1-2	0	2	2	4	1	0	0	0	15	
06	ANDERSON, Christopher	* 5-11	1-2	0-0	0-0	2	2	1	11	3	0	4	3	29
07	DEE, Johnny	* 0-0	0-0	0-0	0	1	1	0	0	0	0	0	0	31
08	KORRIS, Darian	* 1-6	1-4	0-0	0	3	3	0	3	2	1	0	0	18
09	KERR, Nick	* 0-1	0-1	0-0	0	0	0	0	0	0	0	0	0	19
10	WILES, Cameron	* 3-7	0-0	1-2	0	0	0	0	0	0	0	0	0	18
11	BANKER, Blair	* 0-0	0-0	0-0	0	0	0	0	0	0	0	0	0	7
12	SINIS, John	* 0-2	0-0	0-0	0	1	1	2	0	0	0	0	0	20
13	MAURESA, Chris	* 2-2	0-0	0-0	0	1	1	0	1	0	0	0	0	2
Team						2		4	4					
Totals		24-59	6-19	9-12	7	21	28	14	63	15	2	6	100	

FG % 1st Half: 10-25 40.0% 2nd Half: 14-34 41.2% Game: 24-59 40.0%
3FG % 1st Half: 1-6 16.7% 2nd Half: 5-13 38.5% Game: 6-19 31.6%
FT % 1st Half: 8-10 80.0% 2nd Half: 1-2 50.0% Game: 9-12 75.0%

Officials: Dick Crotwell, Mike Reed, Tony Padilla

Technical fouls: BYU-NONE, San Diego-NONE.

Attendance: 3204

Score by periods		1st	2nd	Total
BYU		27	41	68
San Diego		20	34	54

Points BYU 20 18 10 17 2nd Fast Break 18 12 12 17

In Off 2nd Fast Score tied - 1 time. Lead changed - 1 time.

Last FG - BYU 2nd-04:27, USD 2nd-00:58.

Largest lead - BYU by 22 2nd-07:52, USD by 1 1st-15:32.

Official Basketball Box Score -- Game Totals -- Final Statistics**Loyola Marymount vs BYU**
01/19/12 6:35 pm at Provo, Utah, Marriott Center**Loyola Marymount 82 • 11-8, 4-2**

#	Player	Total		3-Pr		Rebounds		PF	TP	A	T	Bk	Stl	Min
		FG	FGA	FG	FTA	Off	Def							
03	IRELAND, Anthony	* 7-9	1-2	12-14	0	2	2	3	27	5	6	0	5	34
05	HAMILTON, Ashley	* 3-7	0-0	3-5	2	7	3	9	0	1	0	0	23	
12	ARMISTEAD, LaRon	* 2-11	2-8	6-6	0	6	6	1	12	3	2	1	32	
20	OKONJI, Godwin	* 0-2	0-0	1-2	1	4	5	4	1	1	0	0	1	14
24	VINEY, Drew	* 7-11	2-5	5-7	2	4	6	3	1	2	0	2	1	34
01	ENGLISH, Bruce	* 1-3	1-3	2-2	0	1	1	2	5	0	1	0	0	7
02	BLACKWELL, C.J.	* 1-3	1-2	0-0	0	0	0	0	3	1	0	1	9	
03	OSBORNE, Alex	* 2-3	0-0	0-0	0	2	4	0	0	0	1	1	16	
10	LAWSON, Quincy	* 0-1	0-0	0-0	0	1	1	0	0	0	0	0	0	4
24	EGBEYEMI, Ayodeji	* 0-3	0-2	0-0	0	1	5	6	4	0	3	1	0	17
Team						3		6	9					
Totals		23-53	7-22	29-36	9	33	42	25	82	13	14	4	10	200

FG % 1st Half: 13-31 41.9% 2nd Half: 10-22 45.5% Game: 23-53 43.4%
3FG % 1st Half: 4-13 30.8% 2nd Half: 3-9 33.3% Game: 7-22 31.6%
FT % 1st Half: 4-6 66.7% 2nd Half: 25-30 83.3% Game: 29-36 80.6%**BYU 68 • 16-5, 2-2**

BYU 68-106, 5-2		Total		3-Pr		Reb		Def		PF	TP	A	T	Bk	Stl
#	Player	FG	FGA	FG	FTA	Off	Def	Off	Def						
00	DAVIES, Brandon	* 4-8	0-0	6-8	2	7	9	5	14	2	2	2	0	31	
01	ABDOU, Charles	* 2-5	0-0	1-2	0	1	1	2	5	3	0	4	34		
02	CARLINO, Matt	* 2-10	1-7	0-0	1	3	4	5	4	2	3	0	0	30	
03	ZYLSTRA, Brock	* 2-7	1-5	2-4	3	3	6					1	0	1	0
04	HARTSOCK, Noah	* 11-15	1-1	6-7	1	4	5	4	28	2	1	0	0	0	0
05	SHARP, Josh	* 5-9	0-0	0-0	0	0	0	0	0	0	0	0	0	0	0
06	SHARP, Josh	* 0-0	0-0	0-0	0	1	1	0	0	0	1	0	0	0	0
10	WINDER, Anson	1-5	0-4	0-0	0	0	0	0	0	0	0	0	0	0	1
24	HARRISON, Damarcus	0-1	0-0	0-0	0	0	0	0	1	0	0	0	0	0	0
33	AUSTIN, Nate	0-2	0-2	2-4	0	0	0	1	2	0	0	0	0	0	0
	Team					1	3	4							

2011-12 SEASON STATS
BYU Combined Team Statistics (as of Feb 11, 2012)
All games

RECORD:	OVERALL	HOME	AWAY	NEUTRAL
ALL GAMES	21-6	12-3	6-2	3-1
CONFERENCE	9-3	5-2	4-1	0-0
NON-CONFERENCE	12-3	7-1	2-1	3-1

#	Player	gp-gs	min	avg	Total		3-Point		F-Throw		Rebounds								a	to	blk	stl	pts	avg
					fg-fga	fg%	3fg-fga	3fg%	ft-fga	ft%	off	def	tot	avg	pf	dq								
34	HARTSOCK, Noah	27-27	855	31.7	173-305	.567	9-28	.321	111-131	.847	37	115	152	5.6	58	0	43	41	45	24	466	17.3		
00	DAVIES, Brandon	27-27	759	28.1	141-286	.493	0-1	.000	106-150	.707	67	148	215	8.0	84	3	61	74	35	38	388	14.4		
10	CARLINO, Matt	17-16	454	26.7	75-182	.412	29-88	.330	35-44	.795	8	48	56	3.3	41	2	77	40	6	23	214	12.6		
01	ABOUO, Charles	27-27	707	26.2	97-224	.433	34-89	.382	73-97	.753	51	113	164	6.1	72	2	75	48	7	30	301	11.1		
13	ZYLSTRA, Brock	26-24	736	28.3	75-161	.466	41-105	.390	27-42	.643	24	84	108	4.2	50	0	54	40	3	33	218	8.4		
21	ROGERS, Stephen	15-2	233	15.5	41-86	.477	16-44	.364	10-15	.667	3	26	29	1.9	19	1	23	13	6	9	108	7.2		
20	WINDER, Anson	26-9	424	16.3	37-99	.374	20-67	.299	20-33	.606	3	35	38	1.5	25	0	50	24	3	28	114	4.4		
33	AUSTIN, Nate	27-0	339	12.6	46-83	.554	6-17	.353	18-37	.486	41	62	103	3.8	67	2	11	16	10	7	116	4.3		
24	HARRISON, Damarcus	24-0	226	9.4	32-95	.337	11-43	.256	8-16	.500	6	19	25	1.0	19	0	14	21	1	12	83	3.5		
02	CUSICK, Craig	27-3	436	16.1	28-64	.438	18-40	.450	15-23	.652	2	32	34	1.3	30	0	53	19	0	21	89	3.3		
12	SHARP, Josh	21-0	170	8.1	9-20	.450	1-5	.200	14-23	.609	13	20	33	1.6	17	0	11	12	2	3	33	1.6		
14	MARTINEAU, Nick	15-0	49	3.3	5-13	.385	3-5	.600	1-2	.500	1	6	7	0.5	1	0	6	3	0	2	14	0.9		
05	COLLINSWORTH, Chri	2-0	12	6.0	0-2	.000	0-1	.000	0-0	.000	0	1	1	0.5	3	0	1	3	1	0	0	0.0		
	Team										49	52	101		1			3						
	Total.....	27	5400		759-1620	.469	188-533	.353	438-613	.715	305	761	1066	39.5	487	10	479	357	119	230	2144	79.4		
	Opponents.....	27	5373		626-1556	.402	173-566	.306	337-510	.661	263	648	911	33.7	518	-	365	424	77	173	1762	65.3		

TEAM STATISTICS	BY	OPP	Date	Opponent	Score	Att.
SCORING	2144	1762	11/11/11	at Utah State	L 62-69	10270
Points per game	79.4	65.3	11/15/11	BYU-HAWAII	w 73-52	13435
Scoring margin	+14.1	-	11/18/11	LONGWOOD	w 92-60	10173
FIELD GOALS-ATT	759-1620	626-1556	11/22/11	PRAIRIE VIEW A&M	w 90-51	11760
Field goal pct	.469	.402	11/25/11	vs Nevada	w 76-55	3424
3 POINT FG-ATT	188-533	173-566	11/26/11	vs Wisconsin	L 56-73	2634
3-point FG pct	.353	.306	11/30/11	vs Northern Arizona	w 87-52	3215
3-pt FG made per game	7.0	6.4	12/03/11	vs Oregon	w 79-65	12845
FREE THROWS-ATT	438-613	337-510	12/07/11	WEBER STATE	w 94-66	11676
Free throw pct	.715	.661	12/10/11	at Utah	w 61-42	10327
F-Throws made per game	16.2	12.5	12/17/11	BAYLOR	L 83-86	22700
REBOUNDS	1066	911	12/20/11	BUFFALO	w 93-78	9632
Rebounds per game	39.5	33.7	12/22/11	UC SANTA BARBARA	w 89-75	10670
Rebounding margin	+5.7	-	12/27/11	CAL STATE SAN MARCOS	w 79-51	13007
ASSISTS	479	365	* 12/29/11	at Saint Mary's (CA)	L 82-98	3500
Assists per game	17.7	13.5	* 12/31/11	SAN DIEGO	w 88-52	16369
TURNOVERS	357	424	* 01/05/12	at Loyola Marymount	w 73-65	3073
Turnovers per game	13.2	15.7	* 01/07/12	SAN FRANCISCO	w 81-56	14823
Turnover margin	+2.5	-	* 01/14/12	SANTA CLARA	w 95-78	16116
Assist/turnover ratio	1.3	0.9	* 01/16/12	at San Diego	w 82-63	3204
STEALS	230	173	* 01/19/12	LOYOLA MARYMOUNT	L 68-82	12751
Steals per game	8.5	6.4	* 01/21/12	at Pepperdine	w 77-64	3104
BLOCKS	119	77	01/25/12	at Virginia Tech	w 70-68	9231
Blocks per game	4.4	2.9	* 01/28/12	SAINT MARY'S	L 66-80	22700
ATTENDANCE	224077	68986	* 02/02/12	GONZAGA	w 83-73	19257
Home games-Avg/Game	15-14938	8-5858	* 02/04/12	at Portland	w 79-60	4159
Neutral site-Avg/Game	-	4-5530	* 02/11/12	PEPPERDINE	w 86-48	19008

* = Conference game

Score by Periods	1st	2nd	Totals
BYU	994	1150	2144
Opponents	803	959	1762



2011-12 SEASON STATS
BYU Combined Team Statistics (as of Feb 11, 2012)
Conference games

RECORD:	OVERALL	HOME	AWAY	NEUTRAL
ALL GAMES	9-3	5-2	4-1	0-0
CONFERENCE	9-3	5-2	4-1	0-0
NON-CONFERENCE	0-0	0-0	0-0	0-0

#	Player	gp-gs	min	avg	Total		3-Point		F-Throw		Rebounds								a	to	blk	stl	pts	avg
					fg-fga	fg%	3fg-fga	3fg%	ft-fa	ft%	off	def	tot	avg	pf	dq								
00	DAVIES, Brandon	12-12	371	30.9	76-146	.521	0-0	.000	62-93	.667	32	77	109	9.1	39	1	30	41	19	21	214	17.8		
34	HARTSOCK, Noah	12-12	374	31.2	72-134	.537	2-11	.182	53-62	.855	12	49	61	5.1	29	0	16	27	13	9	199	16.6		
10	CARLINO, Matt	12-12	313	26.1	48-123	.390	16-58	.276	26-33	.788	6	32	38	3.2	29	2	53	25	4	14	138	11.5		
01	ABOUO, Charles	12-12	311	25.9	39-95	.411	12-37	.324	35-44	.795	15	43	58	4.8	34	2	34	11	2	12	125	10.4		
13	ZYLSTRA, Brock	11-9	328	29.8	29-60	.483	14-39	.359	15-25	.600	13	43	56	5.1	24	0	20	16	1	15	87	7.9		
02	CUSICK, Craig	12-0	223	18.6	17-37	.459	13-21	.619	6-10	.600	1	16	17	1.4	12	0	21	10	0	14	53	4.4		
33	AUSTIN, Nate	12-0	162	13.5	20-39	.513	2-8	.250	10-20	.500	26	27	53	4.4	30	1	6	5	3	4	52	4.3		
20	WINDER, Anson	12-3	164	13.7	15-42	.357	8-28	.286	7-10	.700	1	16	17	1.4	16	0	15	7	0	16	45	3.8		
24	HARRISON, Damarcus	10-0	62	6.2	8-26	.308	3-10	.300	1-1	1.000	2	8	10	1.0	6	0	3	8	0	3	20	2.0		
14	MARTINEAU, Nick	4-0	17	4.3	3-6	.500	2-3	.667	0-0	.000	0	1	1	0.3	0	0	0	0	0	0	8	2.0		
21	ROGERS, Stephen	5-0	35	7.0	3-12	.250	1-6	.167	2-2	1.000	1	6	7	1.4	5	0	5	2	1	1	9	1.8		
12	SHARP, Josh	9-0	40	4.4	0-2	.000	0-1	.000	10-14	.714	3	3	6	0.7	3	0	2	2	2	1	10	1.1		
Team											27	19	46		1		2							
Total.....		12	2400		330-722	.457	73-222	.329	227-314	.723	139	340	479	39.9	228	6	205	156	45	110	960	80.0		
Opponents.....		12	2373		279-689	.405	72-259	.278	189-278	.680	118	297	415	34.6	247	-	166	186	32	89	819	68.2		

TEAM STATISTICS	BY	OPP	Date	Opponent	Score	Att.
SCORING	960	819	* 12/29/11	at Saint Mary's (CA)	L 82-98	3500
Points per game	80.0	68.2	* 12/31/11	SAN DIEGO	w 88-52	16369
Scoring margin	+11.8	-	* 01/05/12	at Loyola Marymount	w 73-65	3073
FIELD GOALS-ATT	330-722	279-689	* 01/07/12	SAN FRANCISCO	w 81-56	14823
Field goal pct	.457	.405	* 01/14/12	SANTA CLARA	w 95-78	16116
3 POINT FG-ATT	73-222	72-259	* 01/16/12	at San Diego	w 82-63	3204
3-point FG pct	.329	.278	* 01/19/12	LOYOLA MARYMOUNT	L 68-82	12751
3-pt FG made per game	6.1	6.0	* 01/21/12	at Pepperdine	w 77-64	3104
FREE THROWS-ATT	227-314	189-278	* 01/28/12	SAINT MARY'S	L 66-80	22700
Free throw pct	.723	.680	* 02/02/12	GONZAGA	w 83-73	19257
F-Throws made per game	18.9	15.8	* 02/04/12	at Portland	w 79-60	4159
REBOUNDS	479	415	* 02/11/12	PEPPERDINE	w 86-48	19008
Rebounds per game	39.9	34.6				
Rebounding margin	+5.3	-				
ASSISTS	205	166				
Assists per game	17.1	13.8				
TURNOVERS	156	186				
Turnovers per game	13.0	15.5				
Turnover margin	+2.5	-				
Assist/turnover ratio	1.3	0.9				
STEALS	110	89				
Steals per game	9.2	7.4				
BLOCKS	45	32				
Blocks per game	3.8	2.7				
ATTENDANCE	121024	17040				
Home games-Avg/Game	7-17289	5-3408				
Neutral site-Avg/Game	-	0-0				

* = Conference game

Score by Periods	1st	2nd	Totals
BYU	449	511	960
Opponents	381	438	819

