

LOYAL



STRONG



TRUE



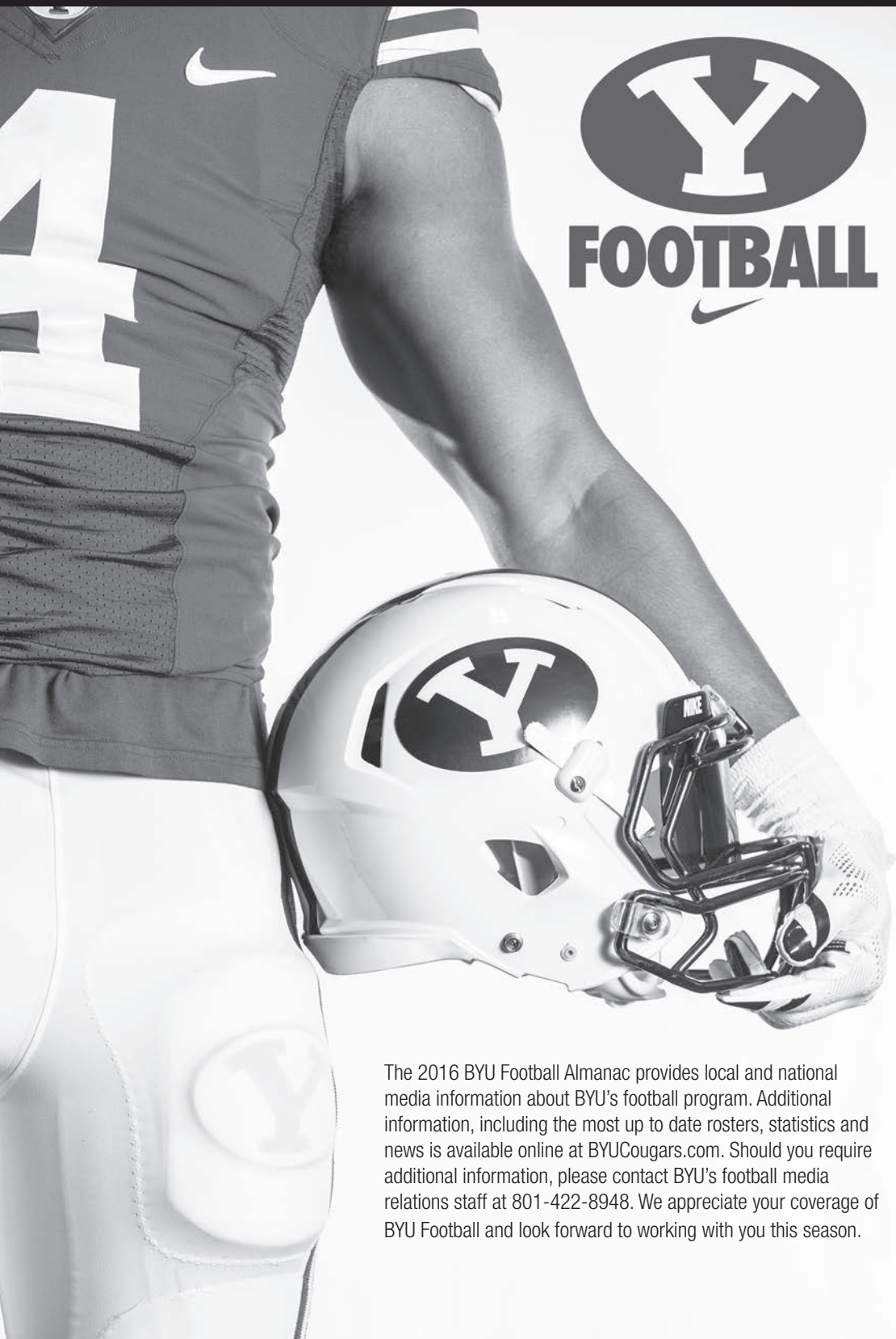


TABLE OF CONTENTS

4-5	Quick Facts
6-7	Fall Preview
8-11	Position Outlook
12-15	Awards Candidates
16	ESPN, BYUtv Partnership
17	BYU in the National Statistical Categories
18-19	2015 Starters/Returning
20-21	Depth Chart/Lettermen Breakdown
22-25	Rosters/Recruiting Class
26-55	Returning Player Bios
56-67	Coaching Staff/Administration
68-75	University/Facilities Information
76-85	2016 Opponents
86-111	2015 Season Review/Game-by-Game
112-136	BYU Football History/Awards
137-141	BYU and the NFL
142-151	Year-by-Year Results
152	Record vs. Opponents
153-166	Bowl History
167-173	All-time Lettermen
174-177	Yearly Leaders
178-221	BYU Records
222-224	Media Information



2016 Football Almanac Credits:
Produced by: Kenny Cox, McKay Perry, Brett Pyne, Dave Broberg, Shauna Howell, Kimber Haner
Layout and Design by: Kenny Cox, Dave Broberg, Shauna Howell, Duff Tittle
Editorial content provided by: Kenny Cox, McKay Perry, Brett Pyne, Duff Tittle, Ralph Sokolowsky
Editing by: McKay Perry, Kenny Cox, Kimber Haner, Brett Pyne
Photography by: Mark Philbrick, Jaren Wilkey



The 2016 BYU Football Almanac provides local and national media information about BYU's football program. Additional information, including the most up to date rosters, statistics and news is available online at BYUCougars.com. Should you require additional information, please contact BYU's football media relations staff at 801-422-8948. We appreciate your coverage of BYU Football and look forward to working with you this season.



2016 QUICK FACTS



UNIVERSITY INFORMATION

Location:..... Provo, Utah
 Founded:..... Oct. 15, 1875
 Elevation:..... 4,553 feet
 Enrollment:..... 29,672
 Nickname:..... Cougars
 Mascot:..... Cosmo
 Colors:..... Dark Blue and White
 Stadium (capacity):LaVell Edwards Stadium (63,470)
 Surface:..... Natural Grass
 President:..... Kevin J Worthen
 Athletics Director:..... Tom Holmoe

MEDIA RELATIONS

Football Media Relations:..... Brett Pyne
 Office Phone:..... 801-422-4912
 Cell Phone:..... 801-367-1631
 Football Assistant..... Kenny Cox
 Cell Phone..... 435-229-3176
 Football Assistant..... Kimber Haner
 Cell Phone..... 503-758-9698
 Office Number..... 801-422-8999
 Media Relations Main Office:..... 801-422-8948
 Media Relations Fax:..... 801-422-0633
 Edwards Stadium Press Box:..... 801-422-2609
 Website:..... www.byucougars.com
 Twitter..... @BYUCougars, @BYUFootball
 Facebook..... BYUFootball
 Address:..... 30 SFH; Provo, UT 84602

FOOTBALL STAFF

Head Coach..... Kalani Sitake (BYU '00)
 Seasons..... First Year
 Career Record..... 0-0
 Record at BYU..... same
 Asst. HC/Sp. Tms Coord./Safeties.. Ed Lamb (BYU '96)
 Offensive Coordinator/QBs..... Ty Detmer (BYU '91)
 Defensive Coordinator/LB..... Ilaisa Tuiaki (SUU '96)
 Offensive Line:..... Mike Empey (BYU '95)
 Running Backs:..... Reno Mahe (BYU '15)
 Receivers:..... Ben Cahoon (BYU '98)
 Tight Ends..... Steve Clark (BYU '92)
 Defensive Line:..... Steve Kaufusi (BYU '94)
 Cornerbacks:..... Jernaro Gilford (BYU '04)
 Head FB Strength & Cond. Coach.. Nu'u Tafisi (Cal '06)
 Strength & Conditioning Asst. Justin McClure
 Strength & Conditioning Asst. AJ Middleton
 Defensive Graduate Assistant..... Jan Jorgensen
 Defensive Graduate Assistant..... Vince Feula
 Offensive Graduate Assistant..... JD Falslev
 Offensive Graduate Assistant..... Harvey Unga
 Director of Football Operations. Russell Tialavea
 Director of Recruiting..... Tevita Ofahengaue
 Director of Player Personnel..... Jack Damuni
 Director of Athlete Relations..... Jasen Ah You
 Director of Player Development..... Sione Kinikini
 Director of Equipment Operations:..... Mick Hill
 Video and Technology Coordinator:..... Errol Seaver
 Head Football Trainer..... Steve Pincock
 Sports Medicine Rehab Coordinator.. Brett Mortensen
 Director, Student Academic Center..... Trevor Wilson
 Football Academic Advisor..... Jim Hamblin

WORTH NOTING

- Since going independent in 2011, BYU is one of only 14 FBS programs to achieve at least eight wins each season.
- BYU is one of only 11 programs to earn a bowl invitation every season since 2005. BYU has played 34 total bowl games.
- BYU ranks 11th in winning percentage at .715 (93-37 record) over the past 10 seasons. The only teams ranked ahead of BYU are Boise State, Ohio State, Alabama, Oregon, Oklahoma, TCU, LSU, Wisconsin, USC, Florida.
- BYU has 18 top-25 finishes and has been nationally ranked during 32 of the past 40 seasons.
- BYU and Penn State are the only schools in the nation to boast winners of the Heisman Trophy, Outland Trophy, Doak Walker Award, Davey O'Brien Award and Sammy Baugh Trophy.
- BYU is one of only six schools in the nation to have a player win the Heisman Trophy for the nation's top player, Outland Trophy for the nation's best interior lineman, Davey O'Brien Award for the nation's best quarterback and Doak Walker Award for the nation's top running back, joining Texas, Ohio State, Penn State, Iowa and Boston College.
- BYU leads all FBS programs for the most selections to the National Football Foundation Hampshire Honor Society, which recognizes starters and significant contributors who finish their eligibility with a 3.2 GPA or better over their college career. Since the NFF program first began in 2007, BYU has had an FBS-leading 39 players honored through 2015.



TEAM INFORMATION

Defense: Multiple Formation
 Offense: Pro Style
 2015 Record: 9-4
 2015 Final Ranking RV
 Affiliation FBS Independent

PROGRAM HISTORY

National Championships: 1 (1984)
 Conference Championships: 23 (last 2007)*
 Bowl Appearances: 34
 Bowl Record 13-20-1
 Last Bowl Appearance: 2015 Las Vegas Bowl
 L, 35-28 to Utah
 Last Bowl Victory: 2012 Poinsettia Bowl
 (23-6 vs. San Diego State)
 Bowl Streak: 11 (6-5 record)

*One of 11 programs since 2005 to go to 11 straight bowls

First Year of Football: 1922
 All-time Record: 555-402-26 (.578)
 All-time Home Record: 304-134-6 (.691)
 All-time Road Record: 226-244-19 (.482)
 All-time Neutral Record: 26-24-1 (.520)
 All-time Independent Record: 43-22 (.662)
 Stadium Record: 231-69 (.770)
 Stadium Record (since 1982 expansion): 162-44 (.786)
 Stadium Record (since 2000 renaming): 71-21 (.772)

*Independent since 2011

PLAYERS RETURNING/LOST

Total lettermen returning/lost: 63/22
 Offensive lettermen R/L: 27/11
 Defensive lettermen R/L: 32/8
 Specialist lettermen R/L: 4/3
 Starters R/L: 16/7
 Offensive starters R/L: 8/4
 Defensive starters R/L: 8/3
 Lettermen with starting EXP R/L: 35/16
 Offensive lettermen with starting EXP: 17
 Defensive lettermen with starting EXP RET: 19*


*specialists counted among defensive players

NO.5
 IN TOTAL WINS THE
 PAST 40 SEASONS
 (1976-2015)

BYU ranks No. 5 in total wins among all FBS programs with 357 victories over the past 40 seasons (1976-2015).

1. Nebraska	385
2. Florida State	372
3. Ohio State	367
4. Oklahoma	365
5. BYU	357
6. Michigan	350
7. Georgia	345
7. Penn State	345

1984
 NATIONAL
 CHAMPIONS
34
 BOWL GAMES
23
 CONFERENCE
 CHAMPIONSHIPS
57
 ALL-AMERICANS
36
 ACADEMIC
 ALL-AMERICAN CITATIONS
12
 CONSENSUS ALL-AMERICANS
7
 COLLEGE FOOTBALL
 HALL OF FAME MEMBERS
7
 SAMMY BAUGH WINNERS
4
 DAVEY O'BRIEN WINNERS
2
 OUTLAND TROPHIES
1
 HEISMAN TROPHY,
 DOAK WALKER & MAXWELL AWARD





NEW YEAR. NEW ERA. SAME WINNING TRADITION.



BYU EMBARKS ON EXCITING 2016 SCHEDULE

With a new coaching staff, a talented squad and an ambitious 2016 schedule, the upcoming BYU football season is more exciting than ever before.

2016 SCHEDULE

9.3	vs. Arizona
9.10	at Utah
9.17	UCLA
9.24	vs. West Virginia
9.30	Toledo
10.8	at Michigan State
10.14	Mississippi State
10.20	at Boise State
11.5	at Cincinnati
11.12	Southern Utah
11.19	UMass
11.26	Utah State

Following spring ball, head coach Kalani Sitake and his new coaching staff have continued preparations for the upcoming season. Beginning his tenure as BYU's 14th head coach in program history, the former Cougar fullback returns to his alma mater with a staff rich in BYU tradition. Heisman Trophy winner Ty Detmer is back as the offensive coordinator and will look to implement more pro-style elements into the offensive schemes. 'Ilaisa Tuiaki, a Provo native, is the new defensive coordinator and will help the team utilize its current personnel into his defensive style. Former Cougar linebacker Ed Lamb joins the staff as the assistant head coach and special teams coordinator after a successful run as head coach turning around Southern Utah's football program.

BYU returns 63 lettermen in 2016, with an arsenal of offensive weapons. Two decorated quarterbacks return in sophomore Tanner Mangum who was the Touchdown Club of Columbus Freshman of the Year, and dual-threat senior Taysom Hill, who announced his return this winter after a season-ending injury in the 2015 opener at Nebraska.

A stable of running backs looks to pace the Cougars as the school's No. 6 all-time rusher Jamaal Williams returns in hopes of capping off a stellar career by becoming the school's career rushing leader. The team's 2015 leading ball carrier Algermon Brown provides a solid big back option after leading the team in touchdowns last season.

Wideouts Nick Kurtz, Mitchell Juergens, Colby Pearson and Moroni Lauulu-Pututau along with five offensive linemen with starting experience look to contribute to a passing offense that in 2015 was ranked No. 21 in the nation and a red zone offense that finished No. 4 overall.

Defensively, the Cougars return several playmakers including Travis Tuiloma up front, linebackers Fred Warner and Harvey Langi and

defensive backs Michael Davis, Kai Nacua and Micah Hannemann. BYU ranked in the top 25 nationally in 2015 in blocked kicks (1st), blocked punts (2nd), sacks (6th), tackles for loss (9th), pass efficiency defense (19th), total defense (23rd), interceptions (23rd), red zone defense (23rd) and defensive TDs (25th).

Newcomers this fall who also participated in spring ball include four-star defensive back Troy Warner, who is the younger brother of Fred Warner, along with returned missionaries Inoke Lotulelei, Rylee Gautavai, Addison Pulsipher, Jonny Tapusoa, Thomas Shoaf and Merrill Taliauli. Also new after enrolling mid-year are defensive backs Austin McChesney and Texas Tech transfer Tanner Jacobson.

A pair of Snow College transfers in four-star defensive lineman Handsome Tanielu and speedster All-American receiver Jonah Trinnaman are among the newcomers who join BYU in the fall, bringing their experience from the JC ranks to bolster the Cougar roster. Two offensive linemen in Keyan Norman and Andrew Eide, both graduate transfers from Southern Utah also join the team in the fall.

Other scholarship returned missionaries expected to return in the fall are Trajan Pili (LB/DL), Uriah Leiataua (DL) and Zac Dawe (OL/DL), Austin Chambers (OL) and defensive back Isaiah Kaufusi. A host of new signees from the 2016 recruiting class also join the team for fall camp.

BYU will play the seventh-toughest schedule in 2016 according to Phil Steele. The schedule sets up a banner year for the program, with 10 games against FBS teams that played in bowl games last year along with one 2015 FCS playoff team for a combined opponent 2015 record of 90-51 (.638).

September begins with a neutral site game against Arizona at the University of Phoenix Stadium, followed by a road trip to Utah, back home with UCLA and another neutral site game against West Virginia at FedEx Field in Maryland. A September week-five matchup against Toledo, a 10-2 team from the MAC, rounds out the first month.

BYU then takes on 2015 Big Ten champion Michigan State in East Lansing, before returning home for SEC opponent Mississippi State. The Cougars will play back-to-back road games against Boise State and Cincinnati before starting a three-game homestand to finish the year. BYU hosts Big Sky champ Southern Utah, UMass and Utah State to close the regular season. The Cougars are slated to play in the San Diego County Credit Union Poinsettia Bowl on Dec. 21 if bowl eligible and not selected to participate in the College Football Playoff or a New Year's Six bowl game.





2016 FOOTBALL OUTLOOK - OFFENSE

QUARTERBACK



Taysom Hill



Tanner Mangum



Beau Hoge



Koy Detmer Jr.

RETURNING: Taysom Hill (SR), Tanner Mangum (SO), Beau Hoge (SO), Koy Detmer Jr. (SO)

NEWCOMERS: Hayden Livingston (FR)

2015 QBs LOST: McCoy Hill

BYU may have one of the best quarterback situations in the country for the 2016 season with the return of Heisman Trophy candidate Taysom Hill back for a fifth year along with the 2015 Freshman of the Year Tanner Mangum. Hill is coming off of a Lisfranc injury suffered in the season opener against Nebraska in 2015. In just over one half, Hill threw for 268 yards and ran for another 72 for three combined touchdowns. He put the Cougars in a position to win when freshman Tanner Mangum came in. Mangum went 7 of 11 in relief for 111 yards and wrote his name in the BYU history books with a 42-yard Hail Mary toss to Mitch Mathews for the game-winning touchdown over the Cornhuskers. Hill is looking to return to his 2013 season and early 2014 and 2015 form. In a full season in 2013, Hill passed for 2,938 yards and rushed for another 1,344, accounting for 29 total touchdowns. He is BYU's career leader in quarterback rushing yards with 2,212 and is No. 10 overall among BYU players. A true dual-threat, Hill also has 4,606 career passing yards, good for No. 13 in BYU history. Mangum finished 2015 with just about every BYU freshman quarterback record, leading BYU to a 9-win season and passing for 3,337 yards and 23 touchdowns. Mangum was named the Freshman of the Year by the Touchdown Club of Columbus. Beau Hoge and Koy Detmer Jr. were solid in relief of Mangum last year, going a combined 13 of 20 for 194 yards and one touchdown, with another two scores on the ground. Newcomer Hayden Livingston joins the group for fall.



RUNNING BACK



Jamaal Williams



Algernon Brown



Squally Canada



Riley Burt

RETURNING: Jamaal Williams (SR), Algernon Brown (SR), Squally Canada (SO), Riley Burt (SO), Brayden El-Bakri (SO)

NEWCOMERS: Trey Dye (JR) - moved from WR, Creed Richardson (JR) - moved from LB, KJ Hall (FR) - moved from WR

2015 RBs LOST: Nate Carter, Adam Hiné, Francis Bernard (moved to LB), Toloa'i Ho Ching, Colby Hansen

The stable of running backs will be one of the most competitive in recent seasons with the return of redshirt senior and Doak Walker hopeful Jamaal Williams along with big back Algernon Brown. Brown led the ground attack in 2015 with 709 yards on 127 carries with 11 touchdowns - the most for a running back since Williams had 12 in 2012. A three-year starter, Williams adds a threat to take it to the house with his consistency and speed, having averaged 4.8 yards per carry in 2014 before missing the second half of the season due to a knee injury. He returns to the team after sitting out the 2015 season and needs 929 yards to become BYU's all-time leading rusher, currently sitting at 2,526 yards. Squally Canada, a Washington State sophomore transfer, will add depth to the backfield after sitting out last season prior to playing in the bowl game after becoming eligible. Sophomore Riley Burt switched from cornerback to running back during fall camp of 2015. He had 14 carries for 86 yards, including a 41-yard burst in the win over Cincinnati. Junior special teamer Trey Dye moves over from wideout and saw a lot of action in spring along with KJ Hall and big back Creed Richardson.



Brayden El-Bakri



Trey Dye





Nick Kurtz



Mitchell Juergens



Colby Pearson



Jake Ziolkowski



Moroni Lauli-Pututau



Rickey Shumway



Talon Shumway

WIDE RECEIVER



RETURNING: Nick Kurtz (SR), Mitchell Juergens (SR), Colby Pearson (SR), Jake Ziolkowski (SR), Moroni Lauli-Pututau (SO), Rickey Shumway (SO), Talon Shumway (SO)

NEWCOMERS: Inoke Lotulelei (FR), Micah Simon (SO) - moved from DB in spring, Garrett Juergens (SR) - moved from DB in spring, Jonah Trinnaman (JR), Mack Richards (FR), Aleve Hifo (FR), Young Tanner (SO), Beau Tanner (FR)

2015 WRs LOST: Mitch Mathews, Terenn Houk, Devon Blackmon, Kurt Henderson, Akile Davis - moved to DB

The receiving corps will look for increased production after the departures of three starters. In 2015, the ball was spread around evenly as five different receivers had at least 450 receiving yards in a season for the first time since 2006 including Mitch Mathews (737), Devon Blackmon (669), Nick Kurtz (578), Terenn Houk (490) and Mitchell Juergens (471). Kurtz, a 6-foot-6 senior, is the leading returning receiver with 39 receptions and three scores in 2015 while Juergens is second with 37 catches and two touchdowns during his junior season. Senior Colby Pearson adds depth with 22 receptions for 210 yards and a touchdown last season, while sophomore Moroni Lauli-Pututau will continue to emerge as another tall target. Senior Jake Ziolkowski and redshirt freshmen Talon Shumway and Rickey Shumway return to the team. Inoke Lotulelei is among the newcomers after returning from a mission and Micah Simon and Garrett Jergens switched over from the defense. The Cougars will also look forward to 2016 signees Mack Richards, Aleve Hifo and four-star JC recruit Jonah Trinnaman joining the team in the fall.



Brad Wilcox



Kyle Johnson



Parker Dawe



Tejan Koroma



Ului Lapuaho



Tuni Kanuch



Jacob Jimenez



JJ Nwigwe



Austin Hoyt

OFFENSIVE LINE



RETURNING: Brad Wilcox (SR), Kyle Johnson (SR), Parker Dawe (SR), Ului Lapuaho (JR), Tejan Koroma (JR) Tuni Kanuch (JR), Austin Hoyt (SO), JJ Nwigwe (SO), Jacob Jimenez (SO), LeRoy Tanoai (FR)

NEWCOMERS: Thomas Shoaf (FR), Addison Pulsipher (FR), Andrew Eide (SR), Keyan Norman (JR), Austin Chambers (FR) Zac Dawe (FR)

2015 OLs LOST: Ryker Mathews, Jaterrius Gulley, Darren Denucci, Demetrius Davis

The offensive line returns three players who started at least seven games in 2015. Senior Kyle Johnson (LT) comes in with 29 career starts to lead the team, followed by junior Tejan Koroma(C) with 25, Ului Lapuaho (G) with 18. Senior Brad Wilcox (G) has started 13 games in his career with 12 in 2015 while junior Tuni Kanuch (RG) had seven starts last season with a total of 11 for his first two seasons. Austin Hoyt (RT) and Parker Dawe (C) added depth as they made their first starts in 2015. Sophomores JJ Nwigwe (T) and Jacob Jimenez (G) both saw time last season. Sophomore Quin Ficklin and redshirt freshman LeRoy Tanoai (G) will compete along with returned missionaries Thomas Shoaf (T) and Addison Pulsipher (T). Graduate transfers Andrew Eide (G/T) and Keyan Norman (C) join in the fall from Southern Utah.



Bryan Sampson



Tanner Balderree



Steven Richards



Nate Sampson

TIGHT END

RETURNING: Bryan Sampson (SR) Tanner Balderree (JR), Steven Richards (FR), Nate Sampson (SO)

NEWCOMERS: Solomone Wolfgramm, Troy Hinds, Corbin Kaufusi, Hunter Marshall

2015 TEs LOST: Remington Peck, Theodore King

The tight end position will be revamped this season under new offensive coordinator Ty Detmer. Senior Bryan Sampson was injured during spring and may return during the season but junior Tanner Balderree comes back after his first season, appearing in 10 games. Junior Steven Richards looks to make it back after suffering an ACL injury in last year's fall camp. Nate Sampson moved from linebacker to tight end in spring. Troy Hinds is also moving over from the defense. Cougar hoopster Corbin Kaufusi returns to football and could play tight end and defensive line. Kaufusi originally came to BYU on a football scholarship before switching to basketball. Another basketball player, BYU-Hawaii's Solomone Wolfgramm, a 6-foot-5 athletic speedster was added to the group during the summer along with transfer Hunter Marshall.





FOOTBALL OUTLOOK - DEFENSE

DEFENSIVE LINE



RETURNING: Travis Tuiloma (SR), Logan Taele (SR), Tomasi Laulile (JR), Kesni Tausinga (JR), Tevita Mo'unga (SO), Moses Kaumatule (SO), Roman Andrus (SO)
NEWCOMERS: Handsome Tanielu (JR), Merrill Taliauli (SO), Uriah Leiataua (FR), Kainoa Fuiava (FR)

2015 DLs LOST: Bronson Kaufusi, Graham Rowley

With the graduation of Bronson Kaufusi, the defensive line will attempt to step up to fill the void. Senior Travis Tuiloma had 25 tackles and 2.5 sacks and a blocked kick while anchoring the defense from the nose tackle position. Fellow senior Logan Taele returns for his final season as a major contributor in the defensive trenches, recording 27 tackles, 6.5 tackles for loss, 1.5 sacks and a blocked kick in 2015. Junior Tomasi Laulile hopes to keep improving after he came on strong toward the end of 2015, totaling 3.0 sacks and 5.5 tackles for loss with a 37-yard fumble recovery return for a touchdown. Junior Kesni Tausinga returns with a host of sophomores in Tevita Mo'unga, Moses Kaumatule and Merrill Taliauli, who returns after serving a mission in Washington. Newcomers in the fall include the No. 18-JuCo prospect in the country in Handsome Tanielu, returned missionary Uriah Leiataua and new signee Kainoa Fuiava.



Travis Tuiloma



Logan Taele



Tomasi Laulile



Kesni Tausinga



Tevita Mo'unga



Moses Kaumatule



Roman Andrus



Merrill Taliauli



LINEBACKER



RETURNING: Harvey Langi (SR), Austin Heder (SR), Sae Tautu (SR), Fred Warner (JR), Lene Lesatele (JR), Va'a Niumatalolo, Rhett Sandlin (SO), Scott Huntsman (SO), Morgan Unga (SO), Butch Pau'u (SO), Adam Pulsipher (SO), Sam Morell (FR), Phillip Amone (FR)

NEWCOMERS: Francis Bernard (SO) - moved from RB, Rylee Gautuvai (FR), Johnny Tapusoa (FR), Trajan Pili (FR), Isaiah Kaufusi (FR), Alema Pilimai, Keenan Pili (FR)

2015 LBs LOST: Manoa Pikula, Teu Kautai, Tyler Cook, Nathan DeBeikes

Senior Harvey Langi will carry a strong leadership role as the lone returning starter at inside linebacker. Second on the team in total tackles in 2015, Langi recorded 68 total stops, 6.5 tackles for loss, two interceptions and 4.5 sacks, also second on the team. Junior Fred Warner returns as the third-leading tackler from last season with 67 tackles, 4.0 sacks and 11.5 tackles for loss, which was second for BYU in 2015. He also was tied for No. 2 in the nation with four fumble recoveries. Senior Sae Tautu recorded 4.0 sacks and 9.0 tackles for loss as a run-stopper on the outside and could move up to the line of scrimmage as well. Returning with the team this spring is junior Sione Takitaki, who had 7.0 tackles for loss, 3.5 sacks and one fumble recovery as a pass-rusher in six games in 2015. Senior Austin Heder adds depth having played at inside linebacker, playing in 23 games with four starts over the past two seasons. Sophomores Scott Huntsman and Rhett Sandlin both provided help on the outside and both return after rehabbing season-ending injuries in 2015. Phillip Amone (So.), Adam Pulsipher (So.), Butch Pau'u (So.), Va'a Niumatalolo (Jr.), Lene Lesatele (Jr.) add depth and sophomore Francis Bernard came over from the offense in the spring to provide more competition at the linebacker spot. Newcomers returning from missions include Johnny Tapusoa, Rylee Gautuvai, Trajan Pili and Isaiah Kaufusi while 2016 signees Alema Pilimai and Keenan Pili will join the team in time for fall camp. Several of the outside backers may also move to defensive line in a new 4-3 scheme.



Harvey Langi



Austin Heder



Sae Tautu



Fred Warner



Adam Pulsipher



Va'a Niumatalolo



Sione Takitaki



Rhett Sandlin



Scott Huntsman



Butch Pau'u





Kai Nacua



Michael Davis



Micah Hannemann

DEFENSIVE BACK



Matthew Hadley



Michael Shelton



Chris Badger



Erik Takenaka



Zayne Anderson

RETURNING: Kai Nacua (SR), Michael Davis (SR), Micah Hannemann (JR), Matthew Hadley (JR), Michael Shelton (SO), Chris Badger (SR), Erik Takenaka (SR), Zayne Anderson (SO), Dayan Lake (FR), Grant Jones (JR), Sawyer Powell (JR)

NEWCOMERS: Troy Warner (FR), Tanner Jacobson (SO), Kavika Fonua (SO), Chris Wilcox (FR)

2015 DBs LOST: Michael Wadsworth, Jordan Preator

Three out of BYU's four starting defensive backs return in senior safety Kai Nacua, senior cornerback Michael Davis and junior cornerback Micah Hannemann. Nacua was a ball hawk in the secondary, tying for No. 7 in the nation in interceptions with six. In addition to his 66 total tackles, he set a BYU single-season record for interception return yards with 137 while returning two for touchdowns. Davis returns as a three-year starter after having 10 pass breakups as a sophomore, playing the boundary side. In his first season back from his mission, Hannemann filled the role of field corner with 46 tackles, two interceptions, one sack and seven pass breakups but in spring switched to a more natural position at safety. Another returning contributor is Michael Shelton, who recorded two tackles for loss and one interception in 12 games with two starts, mostly playing in nickel situations. Matt Hadley (Jr.), Chris Badger (Sr.), Eric Takenaka (Sr.), Zayne Anderson (So.), Dayan Lake (r-Fr.), Trevor Brent (r-Fr.), Sawyer Powell (Jr.), Troy Warner (Fr.) and Texas Tech transfer Tanner Jacobson (So.) all add to a solid group. New signee Chris Wilcox joins the team in the fall.



Jonny Linehan



Rhett Almond

SPECIALISTS



Matt Foley



Trey Dye



Micah Hannemann



Michael Shelton

RETURNING: Jonny Linehan (SR), Garrett Juergens (SR), Mitchell Juergens (SR), Andrew Mikkelsen (JR), Rhett Almond (SO), Matt Foley (SO), Trey Dye (JR), Micah Hannemann (JR), Michael Shelton (SO)

NEWCOMERS: Inoke Lotulelei (KR), Troy Warner (KR), James Baird (K)

2015 SPECIALISTS LOST: Trevor Samson (K), Adam Hine (KR), Austin Brasher (K), Corey Edwards (K)

Punter Jonny Linehan returns for his second season, hoping to improve upon his production. He averaged 42.7 yards per punt and recorded 20 kicks inside the 20-yard line with 10 that went 50 or more yards, including a 77-yarder. Michael Shelton emerged as a reliable punt returner, averaging 11 yards per return on 10 returns with a long of 40. Sophomore Riley Burt saw his contributions increase as a kick returner as Adam Hine was called upon to fill more of a primary running back role. Burt led the team in kickoff return yards with 318 on 13 returns for a 24.5-yard average. Sophomore Matt Foley should continue in his role on special teams after winning the long snapping duties last season. Junior Micah Hannemann could see action at punt returner again as well as freshmen Inoke Lotulelei and Troy Warner. Junior Trey Dye could contribute after taking the top spot on the team in kickoff return average with 32.5 yards per return and a long of 46 yards in 2015. The twins, Garrett and Mitchell Juergens could also factor in to the return game. Andrew Mikkelsen returns from a mission after handling kickoff duties for the 2014 season. Newcomer James Baird, Rhett Almond and the other punters and kickers will compete for placekicking duties.





2016 AWARDS CANDIDATES



TAYSOM HILL **7**

SENIOR • QUARTERBACK • 6-2 • 230
POCATELLO, IDAHO • HIGHLAND HS

- BYU career leader in QB rushing yards (2,212)
- Named to 2015 Maxwell, Wuerffel, Davey O'Brien, Walter Camp and Manning Award Watch Lists
- Returning from injury suffered in 2015 season opener at Nebraska

YEAR	GP	EFFIC	COMP	ATT	YDS	Y/A	PCT	LNG	INT	TD	ATT	YDS	Y/A	LNG	TD
2012	6	122.39	42	71	425	6.0	59.2	28	2	4	55	336	6.1	68	4
2013	13	118.15	236	438	2938	6.7	53.9	60	14	19	246	1344	5.5	68	10
2014	5	141.67	88	132	975	7.4	66.7	56	3	7	87	460	5.3	30	8
2015	1	131.80	21	34	268	7.9	61.8	53	1	1	9	72	8.0	35	2
TOTALS	25	123.88	387	675	4606	6.8	57.3	60	20	31	397	2212	5.6	68	24



JAMAAL WILLIAMS **21**

SENIOR • RUNNING BACK • 6-2 • 220
FONTANA, CALIFORNIA • SUMMIT HS

- Three-time Doak Walker Watch List honoree
- Needs 929 yards to become BYU's career rushing leader with 2,526
- Set freshman records with 775 rushing yards, 12 touchdowns
- Has 10 games with at least 100 rushing yards and three games with 150-plus and a career-best 219 at Nevada

YEAR	GP	REC	YDS	Y/R	LNG	TD	ATT	YDS	Y/A	LNG	TD
2012	13	27	315	11.7	39	1	166	775	4.7	49	12
2013	12	18	125	6.9	15	0	217	1233	5.7	70	7
2014	7	8	47	5.9	28	0	109	518	4.8	31	4
TOTALS	32	53	487	9.2	39	1	492	2526	5.1	70	23



ULUI LAPUAHO **73**

JUNIOR • OFFENSIVE LINE • 6-7 • 333
WEST VALLEY, UTAH • HUNTER HS

- Started 10 of 10 games played in 2015 as a sophomore
- Helped BYU to best passing season since 2008 with 3,854 yards
- Played in 11 games, starting eight as a true freshman in 2014
- Named to Phil Steele All-Independent Midseason team in 2014

2016 AWARDS CANDIDATES

12 **TANNER MANGUM** SOPHOMORE • QUARTERBACK • 6-3 • 215 EAGLE, IDAHO • EAGLE HS

- Named 2015 Freshman of the Year by the Touchdown Club of Columbus
- Started 12 games as a true freshman (8-4)
- Set BYU freshman records with 3,377 yards passing and 23 TDs
- Had five games of 300+ passing yards



YEAR	GP	EFFIC	COMP	ATT	YDS	Y/A	PCT	LNG	INT	TD
2015	13	136.00	267	446	3377	7.6	59.9	84	10	23
TOTALS	13	136.00	267	446	3377	7.6	59.9	84	10	23

5 **NICK KURTZ** SENIOR • WIDE RECEIVER • 6-6 • 210 EL CAJON, CALIFORNIA • GROSSMONT COLLEGE

- Named to Phil Steele All-Independent Second Team (2015)
- Led BYU with 14.8 yards per reception in 2015
- Had two 100-yard games
- First career reception was a 53-yarder at Nebraska



YEAR	GP	REC	YDS	Y/R	LNG	TD
2014	1	0	0	N/A	0	0
2015	13	39	578	14.8	53	3
TOTALS	14	39	578	14.8	53	3

75 **BRAD WILCOX** SENIOR • OFFENSIVE LINE • 6-7 • 310 EDMOND, OKLAHOMA • NORTH HS

- Has played in every game of his career (39)
- Started 12 of 13 games as a junior
- Played both left tackle and right tackle during the 2015 season
- Named to Phil Steele All-Independent Second Team (2015)





2016 AWARDS CANDIDATES



TRAVIS TUILOMA

SENIOR • DEFENSIVE LINE • 6-2 • 301

TOPEKA, KANSAS • WASHBURN RURAL HS

91

- Named to 2015 Outland and Nagurski Watch Lists
- Has played in 35 career games, starting 20
- Named to Phil Steele All-Independent Second Team (2015) and College Sports Madness All-Independent Second Team (2014)

YEAR	GP	SOLO	AST	TOT	TFL/YDS	NO	YDS	INT	YDS	TD	FF	FR	FRYDS	QBH	PBU	BLK
2013	13	8	4	12	1.5/4	0.0	0	0	0	0	0	0	0	0	1	0
2014	13	19	8	27	6/18	0.0	0	0	0	0	0	0	0	2	0	0
2015	9	11	14	25	2.5/17	2.5	17	0	0	0	0	0	0	2	0	1
TOTALS	35	38	26	64	10/39	2.5	17	0	0	0	0	0	0	4	1	1



HARVEY LANGI

SENIOR • LINEBACKER • 6-3 • 249

SOUTH JORDAN, UTAH • UNIVERSITY OF UTAH

21

- Started 11 of 11 games played in 2015
- Second on the team with 68 total tackles last year
- Recorded two interceptions at UCLA
- Posted 4.5 sacks and 6.5 tackles for loss in 2015

YEAR	GP	SOLO	AST	TOT	TFL/YDS	NO	YDS	INT	YDS	TD	FF	FR	FRYDS	QBH	PBU	BLK
2014	12	11	3	14	0	0.0	0	0	0	0	0	0	0	0	0	0
2015	11	43	25	68	6.5/30	4.5	28	2	21	0	0	0	0	1	1	0
TOTALS	23	54	28	82	6.5/30	4.5	28	2	21	0	0	0	0	1	1	0



FRED WARNER

JUNIOR • LINEBACKER • 6-4 • 227

SAN MARCOS, CALIFORNIA • MISSION HILLS HS

4

- Has played in 23 games, starting 12 at outside linebacker
- Tied for No. 2 nationally with four fumble recoveries
- Named to Phil Steele All-Independent First Team (2015)
- Had 67 tackles, 11.5 TFL, 4.0 sacks and two INTs in 2015

YEAR	GP	SOLO	AST	TOT	TFL/YDS	NO	YDS	INT	YDS	TD	FF	FR	FRYDS	QBH	PBU	BLK
2014	10	17	7	24	1/7	0.0	0	1	20	1	0	0	0	0	1	0
2015	13	46	21	67	11.5/40	4.0	20	2	27	0	0	4	7	1	1	0
TOTALS	23	63	28	91	12.5/47	4.0	20	3	47	1	0	4	7	1	2	0

2016 AWARDS CANDIDATES

12

KAI NACUA

SENIOR • DEFENSIVE BACK • 6-2 • 208
LAS VEGAS, NEVADA • LIBERTY HS



- Six INTs in 2015 tied BYU record (since 2000)
- Tied the single-game BYU record with three INTs vs. Boise State
- Posted a pick-six against Boise State and another against Fresno State
- Phil Steele All-Independent First Team (2015)

YEAR	GP	SOLO	AST	TOT	TFL/YDS	NO	YDS	INT	YDS	TD	FF	FR	FRYDS	QBH	PBU	BLK
2013	8	9	1	10	2/13	0.0	0	0	0	0	0	0	0	0	2	0
2014	13	30	10	40	3.5/7	0.0	0	2	47	0	0	0	0	0	3	0
2015	12	38	28	66	1/4	0.0	0	6	137	2	0	0	0	2	6	1
TOTALS	35	38	26	64	10/39	2.5	17	0	0	0	0	0	0	4	1	1

15

MICHAEL DAVIS

SENIOR • DEFENSIVE BACK • 6-2 • 190
GLENDALE, CALIFORNIA • GLENDALE HS



- Has played in 35 games and started 23 games at cornerback
- Has 17 career pass breakups, including 10 in 2015
- Tied for No. 5 at BYU in total pass breakups since 2000
- Named to Phil Steele All-Independent Second Team

YEAR	GP	SOLO	AST	TOT	TFL/YDS	NO	YDS	INT	YDS	TD	FF	FR	FRYDS	QBH	PBU	BLK
2013	9	15	2	17	1/24	0.0	0	0	0	0	0	0	0	0	1	0
2014	13	36	7	43	0	0.0	0	0	0	0	0	0	0	0	6	0
2015	13	22	5	27	1.5/2	0.0	0	0	0	0	1	0	0	0	10	0
TOTALS	35	73	14	87	2.5/26	0.0	0	0	0	0	1	0	0	0	17	0

31

JONNY LINEHAN

SENIOR • PUNTER • 6-0 • 201
AUCKLAND, NEW ZEALAND • TAKAPUNA GRAMMAR



- Phil Steele All-Independent First Team Selection (2015)
- Three-time national champion in rugby
- Had 20 punts inside the 20 and 10 over 50 yards
- Season long 77-yard punt in first college game (at Nebraska)

YEAR	GP	PUNT	YDS	AVG	LNG	IN20	50+	FC	TB	BLK
2015	12	62	2649	42.7	77	20	10	19	3	1
TOTALS	12	62	2649	42.7	77	20	10	19	3	1



ESPN, BYUtv PARTNERSHIP



In 2016 BYU enters its sixth season of independence as the only school with an exclusive television partnership with ESPN. After making the announcement on Sept. 1, 2010, BYU started competing as an independent in 2011 while also beginning an eight-year agreement with ESPN to televise Cougar football home games on the sports leader's family of networks.

"BYU is nationally recognized as an outstanding university and for the history and tradition of its premier athletic programs," said Burke Magnus, ESPN executive vice president, programming and scheduling. "Once BYU decided to chart an independent course for football, we both recognized it is a good opportunity to build and grow our strong 30-year relationship. With this agreement, college football fans around the country will see the quality and pageantry of BYU as well as the passion and enthusiasm of its supporters."

One of the most important goals in becoming an independent was the opportunity for more national exposure for the university and its football program. As an independent, BYU has had 49 of its 65 games over the past five seasons appear on one of the ESPN networks. Last season BYU played nine games on one of the ESPN networks, including three games featured on ABC, one on ESPN and two on ESPN2. Over the past five seasons, only 19 teams in the nation have had more than BYU's 38 game broadcasts on one of the major national television channels (ESPN, ESPN2, ABC, NBC, CBS, FOX).

BYU has also sought better access for the Cougars' national fan base and the opportunity to schedule high-profile opponents. Since 2011, BYU has played teams from the SEC, Big 12, Big Ten, Pac-12, ACC, American, Conference USA, Mountain West, Western Athletic Conference, and fellow independent Notre Dame and boasts upcoming games scheduled with programs such as LSU, Mississippi State, Michigan State, Wisconsin, West Virginia, Virginia, USC, UCLA, Stanford, Cal, Washington, Washington State, Arizona, Arizona State, Utah and Boise State among others. In 2016, the Cougars will compete against teams from the SEC, Big 12, Big Ten, Pac-12, American, Mountain West, Mid-American and Big Sky conferences as well as independent UMass.

Every BYU home football game will be televised to a live national audience on the ESPN family of networks or BYUtv. Each year, a minimum of three home games will be carried on ESPN, ESPN2, or ABC while additional games can also be televised on those networks or on ESPNU. At least one game each season will be carried live on BYUtv. Additionally, BYU fans are able to view same-day rebroadcasts on BYUtv of every home game and any away game to which ESPN has the rights through conference agreements with the host team.

ADDITIONAL BYU FOOTBALL PROGRAMMING ON BYUtv

BYUtv offers family oriented programming that encourages viewers to "see the good in the world." Whether it's un-sketchy sketch-comedy on Studio C, insider commentary on BYU Sports Nation, or kindhearted hijinks on Random Acts, BYUtv has something for everyone. And with over 125 live sporting events each year, BYUtv is the place to watch BYU football, basketball, and all the other Cougar sports.

Founded in 2001, BYUtv has grown from a relatively unknown cable channel on a single satellite TV provider to coverage in more than 55 million households on Dish Network, DirecTV, and over 800 cable systems in the United States. The network's state-of-the-art production building allows it to televise every game in HD, along with its HD truck with the capability of broadcasting while on the road.

BYU is the only school in the country with nationally televised live 60-minute pregame and 30-60-minute postgame shows before and after every game—home or away. BYUtv also produces daily and weekly BYU-centric sports shows as well as additional BYU football specials throughout the year to highlight events such as National Letter of Intent Day, BYU spring football and the annual BYU Football National Media Day in late June, which also includes live programming on ESPN3.

BYUtv and BYU Radio/Sirius XM 143 simulcast a daily news show—BYU Sports Nation—that airs live each weekday from noon-1 p.m. ET/10-11 a.m. MT from Studio B at the BYU Broadcasting Building in Provo with an additional airing the same day at 6 p.m. ET/4 p.m. MT. The latest news and information about BYU sports are discussed each day by hosts Jarom Jordan and Spencer Linton. During the football season BYUtv also features a weekly one-hour show—After Further Review—where host Dave McCann and a panel of experts provide in-depth analysis of the tactics, plays, and touchdowns of every BYU football game.





BYU IN THE NATIONAL STATISTICAL CATEGORIES

2015

#1 blocked kicks
#2 blocked punts
#4 red zone offense
#6 team sacks

#9 team tackles for loss
#19 team pass efficiency defense
#21 passing offense

#23 total defense
#23 interceptions
#23 red zone defense
#25 defensive TDs

2014

#1 blocked kicks allowed
#1 blocked punts allowed
#10 net punting
#14 scoring offense

#15 first down offense
#16 blocked punts
#17 fourth-down conversion %
#18 kick return defense

#19 blocked kicks
#20 rushing defense

2013

#14 total offense
#10 rushing offense
#16 pass efficiency defense
#22 scoring defense

#14 fourth-down conversion % defense
#11 kickoff returns
#17 first down offense

#10 blocked kicks

2012

#1 third-down defense
#2 red zone defense
#3 rush defense
#3 scoring defense

#3 total defense
#4 first downs defense
#5 kicks/punts blocked
#6 punting average

#7 fourth-down conversion %
#10 passing defense
#11 pass breakups
#16 time of possession

2011

#5 third-down conversion %
#8 red zone defense
#11 pass breakups
#13 total defense

#14 kickoff average
#15 pass efficiency defense
#19 rushing defense
#19 first downs per game

#22 scoring defense
#24 time of possession
#25 punt return average

2010

#15 red zone efficiency
#17 punt return defense
#21 third-down conversion %
#22 first down defense

#23 pass defense
#24 total defense

2009

#1 third-down conversion %
#3 passing efficiency
#8 tackles for loss allowed
#11 scoring offense

#15 first down offense
#16 red zone efficiency
#17 passing offense
#21 total offense

#21 rushing defense

2008

#2 third-down conversion %
#2 fumbles recovered
#4 tackles for loss allowed
#5 fourth-down conversion %

#6 passing offense
#9 kickoff returns
#10 first downs offense
#13 passing efficiency

#15 turnovers gained
#16 total offense
#20 scoring offense

2007

#5 time of possession
#6 fourth-down conversion %
#8 kick return defense
#9 rush defense,
#9 scoring defense

#10 total defense
#12 fourth-down defense
#14 passing offense
#16 tackles for loss allowed
#17 kickoff returns

#18 pass efficiency defense
#18 punt return defense
#21 third-down conversion %
#25 total offense

2006

#2 passing efficiency
#2 fewest fumbles lost
#2 fewest turnovers lost
#2 third-down conversion %
#4 total offense
#4 passing offense

#4 turnover margin
#5 scoring offense
#8 tackles for loss allowed
#10 scoring defense
#10 time of possession
#12 interceptions

#14 sacks allowed
#16 pass efficiency defense
#18 interceptions thrown
#20 punt returns
#25 third-down defense

2005

#6 passing offense
#9 time of possession
#13 total offense
#16 fumbles lost

#17 third-down conversion %
#18 tackles for loss allowed
#21 fumbles recovered
#24 scoring offense



2015 GAME-BY-GAME STARTERS

OFFENSIVE STARTERS

GAME	QB	RB	RB/WR	WR	WR	WR/TE	LT	LG	C	RG	RT
NEBRASKA	HILL	BROWN	JUERGENS	MATHEWS	BLACKMON	HOUK	MATHEWS	JOHNSON	KOROMA	LAPUAHO	WILCOX
BOISE STATE	MANGUM	BROWN	HINE	MATHEWS	KURTZ	HOUK	MATHEWS	JOHNSON	KOROMA	LAPUAHO	WILCOX
UCLA	MANGUM	HINÉ	ZIOLKOWSKI	LAULIU-PUTUTAU	BLACKMON	HOUK	MATHEWS	JOHNSON	KOROMA	LAPUAHO	WILCOX
MICHIGAN	MANGUM	HINÉ	JUERGENS	MATHEWS	BLACKMON	HOUK	MATHEWS	JOHNSON	KOROMA	LAPUAHO	WILCOX
UConn	MANGUM	BROWN	BERNARD	MATHEWS	KURTZ	HOUK	MATHEWS	LAPUAHO	KOROMA	KANUCH	WILCOX
EAST CAROLINA	MANGUM	BROWN	JUERGENS	MATHEWS	BLACKMON	HOUK	MATHEWS	JOHNSON	KOROMA	LAPUAHO	WILCOX
CINCINNATI	MANGUM	BROWN	JUERGENS	MATHEWS	BLACKMON	HOUK	MATHEWS	JOHNSON	KOROMA	KANUCH	WILCOX
WAGNER	MANGUM	BROWN	JUERGENS	MATHEWS	BLACKMON	HOUK	WILCOX	DAWE	KOROMA	KANUCH	HOYT
SAN JOSE	MANGUM	BROWN	BERNARD	MATHEWS	BLACKMON	HOUK	WILCOX	GULLEY	DAWE	KANUCH	HOYT
MISSOURI	MANGUM	BROWN	BERNARD	MATHEWS	BLACKMON	PEARSON	WILCOX	MATHEWS	KOROMA	KANUCH	LAPUAHO
FRESNO STATE	MANGUM	BROWN	JUERGENS	HENDERSON	BLACKMON	PECK	MATHEWS	JOHNSON	KOROMA	KANUCH	LAPUAHO
UTAH STATE	MANGUM	BROWN	BERNARD	MATHEWS	BLACKMON	HOUK	WILCOX	MATHEWS	KOROMA	KANUCH	LAPUAHO
UTAH	MANGUM	BROWN	BERNARD	MATHEWS	BLACKMON	HOUK	WILCOX	MATHEWS	KOROMA	KANUCH	LAPUAHO

DEFENSIVE STARTERS

GAME	DE	DT	DE	WLB	MLB	BLB	SLB	FC	FS	KS	BC
NEBRASKA	KAUFUSI	TUILOMA	TAELE	WARNER	LANGI	PIKULA	LEUTA-DOUYERE	HANNEMANN	PREATOR	TAKENAKA	DAVIS
BOISE STATE	KAUFUSI	TAELE	ROWLEY	WARNER	LANGI	PIKULA	LEUTA-DOUYERE	HANNEMANN	NACUA	WADSWORTH	DAVIS
UCLA	KAUFUSI	TAKITAKI	SHELTON	WARNER	LANGI	PIKULA	LEUTA-DOUYERE	HANNEMANN	NACUA	WADSWORTH	DAVIS
MICHIGAN	KAUFUSI	TAELE	ROWLEY	WARNER	LANGI	PIKULA	LEUTA-DOUYERE	HANNEMANN	NACUA	WADSWORTH	DAVIS
UConn	KAUFUSI	TAELE	ROWLEY	WARNER	HEDER	LEUTA-DOUYERE	TAUTU	HANNEMANN	NACUA	WADSWORTH	DAVIS
EAST CAROLINA	KAUFUSI	TUILOMA	TAELE	WARNER	PIKULA	LEUTA-DOUYERE	TAUTU	HANNEMANN	NACUA	WADSWORTH	DAVIS
CINCINNATI	KAUFUSI	TUILOMA	LAULILE	TAKITAKI	LANGI	LEUTA-DOUYERE	HADLEY	HANNEMANN	NACUA	WADSWORTH	DAVIS
WAGNER	KAUFUSI	TUILOMA	TAELE	TAUTU	LANGI	KAUTAI	WARNER	HANNEMANN	NACUA	WADSWORTH	DAVIS
SAN JOSE	KAUFUSI	TUILOMA	TAELE	TAUTU	LANGI	LEUTA-DOUYERE	WARNER	HANNEMANN	NACUA	WADSWORTH	DAVIS
MISSOURI	KAUFUSI	TUILOMA	TAELE	DAVIS	LANGI	LEUTA-DOUYERE	WARNER	HANNEMANN	NACUA	WADSWORTH	DAVIS
FRESNO STATE	KAUFUSI	ROWLEY	TAELE	DAVIS	LANGI	LEUTA-DOUYERE	WARNER	HANNEMANN	NACUA	WADSWORTH	DAVIS
UTAH STATE	KAUFUSI	TUILOMA	TAELE	TAUTU	LANGI	KAUTAI	WARNER	HANNEMANN	NACUA	WADSWORTH	DAVIS
UTAH	KAUFUSI	TUILOMA	TAELE	TAUTU	LANGI	KAUTAI	WARNER	HANNEMANN	NACUA	WADSWORTH	DAVIS

2016 COMBINED RETURNING CAREER STARTS

OFFENSIVE LINE: 99
RUNNING BACKS: 36
QUARTERBACKS: 33
WIDE RECEIVERS: 24
TIGHT ENDS: 0

DEFENSIVE BACKS: 64
LINEBACKERS: 40
DEFENSIVE LINE: 36





TOP RETURNING STATISTICS FROM 2015

RUSHING

NAME	GP	ATT	YDS	Y/A	LNG	TD
BROWN, Algernon	11	127	709	5.6	53	11
BERNARD, Francis	10	52	334	6.4	40	7
BURT, Riley	8	14	86	6.1	41	0
HILL, Taysom	1	9	72	8.0	35	2
HOGUE, Beau	3	16	49	3.1	16	2

RETURNING %

ATTEMPTS: 75.5%

YARDS: 71.6%

TOUCHDOWNS: 85.7%

RECEIVING

NAME	GP	ATT	YDS	Y/A	LNG	TD
KURTZ, Nick	13	39	578	14.8	53	3
JUERGENS, Mitchell	13	37	471	12.7	84	2
PEARSON, Colby	3	22	210	9.5	33	1
BERNARD, Francis	10	17	156	9.2	35	2
BROWN, Algernon	11	13	71	5.5	22	2

RETURNING %

RECEPTIONS: 49.0%

YARDS: 46.7%

TOUCHDOWNS: 46.2%

PASSING

NAME	GP	EFFIC	COMP	ATT	YDS	Y/A	PCT	LNG	INT	TD
MANGUM, Tanner	13	136.00	267	446	3377	7.6	59.9	84	10	23
HILL, Taysom	1	131.80	21	34	268	7.9	61.8	53	1	1
HOGUE, Beau	3	134.16	10	17	137	8.1	58.8	47	1	1
DETMER Jr., Koy	1	259.60	3	3	57	19.0	100.0	47	0	0

RETURNING %

ATTEMPTS: 99.6%

COMPLETIONS: 99.7%

YARDS: 99.6%

TOUCHDOWNS: 96.2%

DEFENSE

NAME	GP	AST	TOT	TFL/YDS	NO	YDS	INT	YDS	TD	FF	FR	FRYDS	QBH	PBU	BLK
LANGI, Harvey	11	43	25	68	6.5/30	4.5	28	2	21	0	0	0	1	1	0
WARNER, Fred	13	46	21	67	11.5/40	4.0	20	2	27	0	0	4	7	1	0
NACUA, Kai	12	38	28	66	1/4	0.0	0	6	137	2	0	0	0	2	0
HANNEMANN, Micah	13	32	14	46	1.5/8	1.0	8	2	29	0	0	0	0	7	0
TAUTU, Sae	13	24	14	38	9/31	4.0	18	0	0	0	0	0	3	0	0

RETURNING %

SOLO TACKLES: 76.5%

ASSISTED TACKLES: 73.5%

TOTAL TACKLES: 66.9%

TACKLES FOR LOSS: 65.3%

SACKS: 62.5%

INTERCEPTIONS: 93.3%

PASS BREAKUPS: 88.1%

QB HURRIES: 56.0%

FUMBLE RECOVERIES: 85.7%

FORCED FUMBLES: 40.0%

BLOCKS: 50.0%

SCORING

NAME	PAT						
	TD	FG	K	RSH	RCV	PA	PTS
BROWN, Algernon	13	-	-	-	-	-	78
BERNARD, Francis	9	-	-	-	-	-	54
KURTZ, Nick	3	-	-	-	-	-	18
MANGUM, Tanner	2	-	-	-	-	1-1	12

RETURNING %

POINTS: 53.4%

TOUCHDOWNS: 35.1%

FIELD GOALS: 0.0%

TOTAL RETURNING %

RUSHING YARDS: 71.6%

PASSING YARDS: 99.6%

RECEIVING YARDS: 46.7%

ALL-PURPOSE: 60.1%

SCORING: 53.4%

PR RETURN YARDS: 93.1%

KR RETURN YARDS: 83.5%

PUNTING YARDS: 100.0%

TACKLES: 66.7%

TACKLES FOR LOSS: 65.3%

SACKS: 62.5%

INTERCEPTIONS: 93.3%

**POST-SPRING DEPTH CHART*****OFFENSE**

QB	7	Taysom Hill	6-2	230	Sr.
-or-	12	Tanner Mangum	6-3	215	So.
RB	21	Jamaal Williams	6-2	220	Sr.
	10	Squally Canada	5-11	200	So.
FB	24	Algernon Brown	6-1	245	Sr.
	35	Brayden El-Bakri	6-0	236	So.
WR	5	Nick Kurtz	6-6	210	Sr.
-or-	87	Mitchell Juergens	5-10	181	Sr.
WR	1	Moroni Lauulu-Pututau	6-4	211	So.
-or	3	Colby Pearson	6-0	203	Sr.
TE	89	Tanner Balderree	6-3	248	Jr.
-or-	93	Nate Sampson	6-2	240	So.
LT	75	Brad Wilcox	6-7	310	Sr.
	65	JJ Nwigwe	6-5	278	So.
LG	73	Ului Lapuahou	6-7	330	Jr.
	70	Jacob Jimenez	6-5	292	So.
C	54	Parker Dawe	6-3	301	Sr.
	55	Quin Ficklin	6-3	280	So.
RG	78	Tuni Kanuch	6-3	325	Jr.
	57	LeRoy Tanoai	6-4	306	Fr.
RT	71	Austin Hoyt	6-8	282	So.
	56	Thomas Shoaf	6-5	265	Fr.

DEFENSE

E	48	Tomasi Lailile	6-4	288	Jr.
-or-	49	Moses Kaumatule	6-2	262	So.
N	91	Travis Tuiloma	6-2	301	Sr.
-or-	50	Tevita Mo'unga	6-2	322	So.
E	62	Logan Taele	6-2	299	Sr.
-or-	94	Kesni Tausinga	6-1	309	Jr.
ST	31	Sae Tautu	6-4	245	Sr.
-or-	16	Sione Takitaki	6-2	240	Jr.
FLB	4	Fred Warner	6-4	227	Jr.
	27	Morgan Unga	6-5	205	So.
MLB	21	Harvey Langi	6-3	249	Sr.
	38	Butch Pau'u	6-0	223	So.
WLB	13	Francis Bernard	6-1	239	So.
	3	Johnny Tapusoa	5-10	225	Fr.
LC	11	Troy Warner	6-1	192	Fr.
-or-	2	Akile Davis	6-2	191	So.
FS	12	Kai Nacua	6-2	208	Sr.
	2	Matt Hadley	6-0	210	Jr.
SS	7	Micah Hannemann	6-0	200	Jr.
	33	Eric Takenaka	5-10	210	Sr.
RC	15	Michael Davis	6-2	190	Sr.
	5	Dayan Lake	5-11	203	Fr.

SPECIALISTS

PK	27	James Baird	5-7	160	Fr.
	26	Rhett Almond	6-4	195	So.
H	87	Mitchell Juergens	5-10	181	Sr.
	31	Jonny Linehan	6-0	201	Sr.
LS	64	Matt Foley	6-1	210	So.
	49	Mitch Harris	6-4	195	Fr.
P	31	Jonny Linehan	6-0	201	Sr.
	26	Rhett Almond	6-4	195	So.

RET	23	Garrett Juergens	5-10	184	Sr.
-or	7	Micah Hannemann	6-0	200	Jr.
-or-	87	Mitchell Juergens	5-10	181	Sr.
-or-	83	Inoke Lotulelei	5-9	195	Fr.
-or-	6	Trey Dye	5-9	179	Jr.

*does not include players joining the team in the fall that were not with the team in the spring



LETTERMEN BREAKDOWN

OFFENSE

DEFENSE

RETURNING (27)

**starting exp*

QUARTERBACKS (3)

Tanner Mangum*
Taysom Hill*
Beau Hoge

RUNNING BACKS (5)

Jamaal Williams* (last letter in '14)
Algernon Brown*
Riley Burt
Brayden El-Bakri
Trey Dye (lettered at WR)

WIDE RECEIVERS (6)

Nick Kurtz*
Mitchell Juergens*
Colby Pearson*
Moroni Laulu-Pututau*
Garrett Juergens
Jake Ziolkowski*

TIGHT ENDS (3)

Tanner Balderree
Bryan Sampson
Troy Hinds

OFFENSIVE LINEMEN (9)

Tejan Koroma*
Ului Lapuah*
Kyle Johnson*
Tuni Kanuch*
Brad Wilcox*
Parker Dawe*
Jacob Jimenez
Austin Hoyt*
JJ Nwigwe

LOST (11)

QUARTERBACKS (0)

RUNNING BACKS (3)

Nate Carter
Adam Hiné*
Toloi Ho Ching

WIDE RECEIVERS (5)

Mitch Mathews*
Terenn Houk*
Kurt Henderson*
Devon Blackmon*
David Kessler

TIGHT ENDS (1)

Remington Peck*

OFFENSIVE LINEMEN (2)

Ryker Mathews*
Jaterrius Gulley*

RETURNING (32)

**starting exp*

DEFENSIVE LINEMEN (7)

Travis Tuiloma*
Moses Kaumatule
Tomasi Laulile*
Tevita Mo'unga
Logan Taele*
Kesni Tausinga
Merrill Taliauli (lettered in 2013)

LINEBACKERS (13)

Austin Heder*
Francis Bernard* (started/lettered at RB in 2015)
Scott Huntsman
Harvey Langi*
Lene Lesatele
Va'a Niumatalolo
Butch Pau'u
Adam Pulsipher
Rhett Sandlin
Sione Takitaki*
Sae Tautu*
Morgan Unga
Fred Warner*

CORNERBACKS (4)

Michael Davis*
Micah Hannemann*
Akile Davis
Michael Shelton*

SAFETIES (8)

Zayne Anderson
Chris Badger
Kavika Fonua (lettered in 2014)
Matt Hadley*
Grant Jones
Kai Nacua*
Eric Takenaka*

LOST (8)

DEFENSIVE LINEMEN (2)

Bronson Kaufusi*
Graham Rowley*

LINEBACKERS (3)

Teu Kautai*
Manoa Pikula*
Jherremya Leuta-Douyere*

CORNERBACKS (1)

Bryan Engstrom

SAFETIES (2)

Michael Wadsworth*
Jordan Preator*

TOTAL BREAKDOWN

TOTAL LETTERMEN RETURNING (R)/LOST (L): 63/22

OFFENSIVE LETTERMEN R/L: 27/11

DEFENSIVE LETTERMEN R/L: 32/8

SPECIALIST LETTERMEN R/L: 4/3

2015 STARTERS R/L: 16/7

2015 OFFENSIVE STARTERS R/L: 8/4

2015 DEFENSIVE STARTERS R/L: 8/3

LETTERMEN W/ STARTING EXP R/L: 35/16

OFFENSIVE LETTERMEN W/ STARTING EXP RET: 17

DEFENSIVE LETTERMEN W/ STARTING EXP RET: 19^

^specialists counted among defensive players

SPECIALISTS

RETURNING (4)

Johnny Linehan (P)*
Rhett Almond (P/K)
Matt Foley (LS)*
Andrew Mikkelsen (K)*

LOST (3)

Trevor Samson (K)*
Austin Brasher (K)*
Corey Edwards (K)*



NUMERICAL ROSTER

NO.	NAME	POS.	HT.	WT.	YR.	EXP.	HOMETOWN (LAST SCHOOL)
	Laulu-Pututau, Moroni	WR	6-4	211	So.	1L	Hyrum, UT / Mountain Crest HS
1	Simon, Micah	WR	6-1	189	So.	SQ	Dallas, TX / Bishop Dunne HS
2	Davis, Akile	DB	6-2	191	So.	1L	DeSoto, TX / DeSoto HS
2	Hadley, Matthew	DB	6-0	210	Jr.	2L	Connell, WA / Connell HS
3	Pearson, Colby	WR	6-0	203	Sr.	3L	Blackfoot, ID / Blackfoot HS
3	Tapusoa, Johnny*	LB	5-10	225	Fr.	HS	Laie, HI / Kahuku HS
4	Hoge, Beau	QB	6-1	201	So.	1L	Fort Thomas, KY / Highlands HS
4	Warner, Fred	LB	6-4	227	Jr.	2L	San Marcos, CA / Mission Hills HS
5	Kurtz, Nick	WR	6-6	208	Sr.	1L	El Cajon, CA / Grossmont College
5	Lake, Dayan	DB	5-11	203	Fr.	RS	Layton, UT / Northridge HS
6	Dye, Trey	RB	5-9	179	Jr.	2L	Abilene, TX / Cooper HS
7	Hannemann, Micah	DB	6-0	200	Jr.	2L	Alpine, UT / Lone Peak HS
7	Hill, Taysom	QB	6-2	230	Sr.	3L	Pocatello, ID / Highland HS
10	Canada, Squally	RB	5-11	200	So.	SQ	Milpitas, CA / Washington State
10	Greene, Kamel	DB	5-11	189	Jr.	SQ	Mountain View, CA / Washington State
11	Shumway, Talon	WR	6-3	202	Fr.	RS	South Jordan, UT / Lone Peak HS
11	Warner, Troy*	DB	6-1	192	Fr.	HS	San Marcos, CA / Mission Hills HS
12	Mangum, Tanner	QB	6-3	215	So.	1L	Eagle, ID / Eagle HS
12	Nacua, Kai	DB	6-2	208	Sr.	3L	Las Vegas, NV / Liberty HS
13	Bernard, Francis	LB	6-1	239	So.	1L	Herriman, UT / Herriman HS
13	Detmer Jr., Koy	QB	5-10	170	So.	SQ	Somerset, TX / Somerset HS
15	Davis, Michael	DB	6-2	190	Sr.	3L	Glendale, CA / Glendale HS
16	Takitaki, Sione	LB	6-2	240	Jr.	2L	Fontana, CA / Heritage HS
17	Badger, Chris	DB	6-0	191	Sr.	3L	Provo, UT / Notre Dame
18	Shelton, Michael	DB	5-8	175	So.	1L	Raleigh, NC / Wakefield HS
19	Brent, Trevor	DB	5-10	179	Fr.	RS	Balch Springs, TX / West Mesquite HS
20	Hall, KJ	RB	5-9	175	Fr.	RS	Spanish Fork, UT / Maple Mountain HS
21	Langi, Harvey	LB	6-3	249	Sr.	2L	South Jordan, UT / Utah
21	Williams, Jamaal	RB	6-2	220	Sr.	3L	Fontana, CA / Summit HS
22	Amon, Phillip	LB	6-0	240	So.	1L	Orlando, FL / Dr. Phillips HS
22	Lee, Hiva*	DB	5-8	181	Sr.	HS	Ellensburg, WA / Ellensburg HS
23	Juergens, Garrett	WR	5-10	184	Sr.	2L	Houston, TX / Langham Creek HS
23	Shumway, Rickey	WR	6-2	200	Fr.	RS	Provo, UT / Timpview HS
24	Anderson, Zayne	DB	6-2	198	So.	1L	Stansbury Park, UT / Stansbury HS
24	Brown, Algernon	RB	6-1	245	Sr.	3L	Magna, UT / Skyline HS
25	Jacobson, Tanner*	DB	5-10	182	So.	TR	Southlake, TX / Texas Tech
25	Krueger, Taggart	WR	6-3	180	So.	SQ	Sammamish, WA / Skyline HS
26	Almond, Rhett	P/K	6-4	195	So.	1L	Valencia, CA / Hart HS
26	Fifita, BJ	DB	6-0	203	Fr.	RS	Westlake, CA / Oaks Christian HS
27	Baird, James*	K	5-7	160	Fr.	HS	Fort Dix, NJ / Northridge HS
27	Unga, Morgan	LB	6-5	205	So.	1L	Ogden, UT / Bonneville HS
28	Powell, Sawyer	DB	6-1	194	Jr.	SQ	West Richland, WA / Richland HS
29	McChesney, Austin*	DB	6-1	188	Fr.	HS	Highland, UT / Lone Peak HS
29	Stewart, Cody	WR	6-3	188	Jr.	SQ	Mesa, AZ / Mountain View HS
30	Fonua, Kavika	DB	6-0	215	So.	1L	Syracuse, UT / Syracuse HS
31	Linehan, Jonny	P	6-0	201	Sr.	1L	Auckland, NZ / Takapuna Grammar
31	Tautu, Sae	LB	6-4	245	Sr.	3L	Alpine, UT / Lone Peak HS
32	Fowler, Gavin	DB	6-0	193	Jr.	SQ	Kaysville, UT / Davis HS
33	Takenaka, Eric	DB	5-10	210	Sr.	1L	Salt Lake City, UT / Snow College
34	Burt, Riley	RB	6-1	206	So.	1L	Mantua, UT / Box Elder HS
35	El-Bakri, Brayden	RB	6-0	236	So.	1L	Salt Lake City, UT / Brighton HS
35	Niumatalolo, Va'a	LB	6-2	231	Jr.	1L	Annapolis, MD / Broadneck HS
37	Jones, Grant	DB	6-6	205	Jr.	1L	Concord, CA / Ygnacio Valley High School
37	Richardson, Creed	RB	6-1	244	Jr.	SQ	Provo, UT / Timpview HS
38	Pau'u, Butch	LB	6-0	223	So.	1L	Anaheim, CA / Servite HS
41	Pulsipher, Adam	LB	6-1	227	So.	1L	Temecula, CA / Temecula Valley HS
42	Heder, Austin	LB	6-2	240	Sr.	3L	Pleasant Grove, UT / Pleasant Grove HS
43	Gautavai, Rylee	LB	6-1	238	Fr.	RS	Bountiful, UT / Bountiful HS
44	Hinds, Troy	TE	6-5	245	So.	1L	Kaysville, UT / Davis HS
45	Baldwin, Sam	DB	6-3	188	Fr.	RS	Rexburg, ID / Madison HS
46	Sandlin, Rhett	LB	6-3	249	So.	1L	Draper, UT / Alta HS
47	Hunstman, Scott	LB	6-4	227	So.	1L	Coppell, TX / Coppell HS
48	Laulile, Tomasi	DL	6-4	288	Jr.	2L	Westlake, CA / Westlake HS
49	Kaumatalu, Moses	DL	6-2	262	So.	1L	South Jordan, UT / Bingham HS
50	Mo'unga, Tevita	DL	6-3	322	So.	1L	Murrieta, CA / Vista Murrieta HS
51	Lesatele, Lene	LB	6-2	245	Jr.	1L	Artesia, CA / Gahr HS
52	Morell, Sam	LB	6-1	223	Fr.	RS	Plano, TX / Plano HS
54	Dawe, Parker	OL	6-3	301	Sr.	1L	Pleasant Grove, UT / Pleasant Grove HS
54	Taliauli, Merrill	DL	6-2	293	So.	1L	Salt Lake City, UT / East HS



NUMERICAL ROSTER

NO.	NAME	POS.	HT.	WT.	YR.	EXP.	HOMETOWN (LAST SCHOOL)
55	Ficklin, Quin	OL	6-3	280	So.	SQ	Mesa, AZ / Red Mountain HS
56	Shoaf, Thomas	OL	6-5	265	Fr.	RS	Columbus, IN / Columbus HS
56	Koroma, Tejan	OL	6-0	290	Jr.	2L	Allen, TX / Allen HS
57	Tanoai, Leroy	OL	6-4	306	Fr.	RS	Sherman Oaks, CA / Notre Dame HS
59	Andrus, Roman	DL	6-4	282	So.	SQ	El Dorado Hills, CA / Oak Ridge HS
62	Taele, Logan	DL	6-2	299	Sr.	3L	Columbus, OH / Dixie HS
64	Foley, Matt	LS	6-1	210	So.	1L	Temecula, CA / Temecula Valley HS
65	Nwigwe, JJ	OL	6-5	278	So.	1L	Rockwall, TX / Rockwall-Heath HS
67	Johnson, Kyle	OL	6-4	319	Sr.	3L	Sandy, UT / Jordan HS
70	Jimenez, Jacob	OL	6-5	292	So.	1L	Pflugerville, TX / Pflugerville HS
71	Hoyt, Austin	OL	6-7	282	So.	1L	Ione, CA / Argonaut HS
72	Pulsipher, Addison	OL	6-5	268	Fr.	RS	Temecula, CA / Temecula Valley HS
73	Lapuaho, Ului	OL	6-7	333	Jr.	2L	West Valley, UT / Hunter HS
75	Wilcox, Brad	OL	6-7	310	Sr.	3L	Edmond, OK / North HS
78	Kanuch, Tuni	OL	6-3	325	Jr.	2L	South Jordan, UT / Bingham HS
82	Ziolkowski, Jake	WR	6-0	195	Sr.	3L	Island Lake, IL / Wauconda HS
83	Lotulelei, Inoke*	WR	5-9	195	Fr.	HS	Midvale, UT / Cottonwood HS
85	Sampson, Bryan	TE	6-4	245	Sr.	2L	Pleasant Grove, UT / Pleasant Grove HS
87	Juergens, Mitchell	WR	5-10	181	Sr.	2L	Houston, TX / Langham Creek HS
89	Balderree, Tanner	TE	6-3	248	Jr.	1L	Sherwood, OR / Sherwood HS
89	Richards, Steven	TE	6-3	247	So.	RS	Sandy, UT / Alta HS
91	Tuiloma, Travis	DL	6-2	301	Sr.	3L	Topeka, KS / Washburn Rural HS
93	Sampson, Nate	TE	6-2	240	Jr.	SQ	Pleasant Grove, UT / Pleasant Grove HS
94	Tausinga, Kesni	DL	6-1	309	Jr.	1L	South Jordan, UT / Bingham HS
95	Savage, Cody	DL	6-6	252	Fr.	RS	Lovell, WY / Lovell HS

PLAYERS JOINING THE TEAM IN THE FALL

Mikkelsen, Andrew	K	6-0	200	Jr.	1L	Canby, OR / Oregon State
Trinnaman, Jonah	WR	6-0	190	Jr.	TR	Highland, UT / Snow College
Fuiva, Kainoa	DL	6-5	295	Fr.	HS	Downey, CA / Warren HS
Kaufusi, Corbin	DL	6-9	265	So.	HS	Provo, UT / Timpview
Kaufusi, Isaiah	DB	6-2	175	Fr.	HS	Cottonwood Heights, UT / Brighton HS
Pili, Keenan	LB	6-2	196	Fr.	HS	Provo, UT / Timpview HS
Pili, Trajan	LB	6-2	225	Fr.	HS	Las Vegas, NV / Centennial HS
Piliimai, Alema	LB	6-4	205	Fr.	HS	Tustin, CA / Tustin HS
Wilcox, Chris	DB	6-2	175	Fr.	HS	Fontana, CA / Eleanor Roosevelt HS
Dawe, Zac	OL	6-4	275	Fr.	HS	Pleasant Grove, UT / Pleasant Grove HS
Hifo, Aleva	WR	5-10	180	Fr.	HS	Menifee, CA / Heritage HS
Richards, Mack	WR	6-1	190	Fr.	HS	Sandy, UT / Alta HS
Ward, Brevan	OL	6-5	260	Fr.	HS	Gilbert, AZ / Highland HS
Livingston, Hayden	QB	6-1	185	Fr.	HS	Rigby, ID / Rigby HS
Longson, Keiffer	OL	6-7	295	Fr.	HS	San Ramon, CA / Dougherty Valley HS
Tanner, Beau	WR	6-0	188	So.	TR	Gilbert, AZ / Scottsdale CC
Norman, Keyan	OL	6-3	305	Jr.	TR	Highland, UT / Southern Utah
Eide, Andrew	OL	6-5	290	Sr.	TR	Orem, UT / Timpanogos
Chambers, Austin	OL	6-4	270	Fr.	HS	Gilbert, AZ / Perry HS
Leiataua, Uriah	DL	6-4	240	Fr.	HS	Compton, CA / Dominguez HS
Fuga, Tico	DL	6-1	280	Fr.	HS	Huntington Beach, CA / Edison HS
Marshall, Hunter	TE	6-3	240	So.	TR	Acworth, GA / Snow College
Tanner, Young	WR	6-0	190	So.	TR	Gilbert, AZ / Phoenix College
Tanner, Beau	WR	6-0	185	So.	TR	Gilbert, AZ / Scottsdale CC
Wolfgramm, Solomon	TE	6-5	260	So.	TR	Menlo Park, CA / BYU-Hawaii

* indicates 2016 newcomer that participated in spring

PRONUNCIATIONS

Phillip Amone	ah-MO-nay	Tuni Kanuch	Too-nee ka-nooch	Kai Nacua	nah-KOO-ah
Tanner Balderree	BALD-ah-ree	Moses Kaumatule	cow-mah-too-lay	Va'a Niumatalolo	vah-ah
Algernon Brown	al-jer-non	Dayan Lake	Die-an lake		nee-oo-mah-tah-lo-lo
Squally Canada	squall-ee	Harvey Langi	Long-ee	JJ Nwigwe	noh-wig-wee
Akile Davis	ah-KEE-lay	Ului Lapuaho	oo-LOO-ee	Butch Pau'u	pow-oo
Trey Dye	tray die		lah-poo-ah-ho	Logan Taele	tah-el-ay
Brayden El-Bakri	el-BAH-kree	Tomasi Lauile	toh-MAH-see lau-LEE-lay	Eric Takenaka	tock-uh-nock-uh
BJ Fiftita	fi-FEE-tah	Moroni		Sione Takitaki	see-oh-nay
Kavika Fonua	ka-VEE-kah fo-NOO-ah	Laulu-Pututau	more-OH-nigh la-oo-loo		Tock-ee-Tock-ee
Rylee Gautuvai	kah-too-vai		Poo-too-tau	Merili Taliauli	tall-ee-Ah-oo-lee
Kamel Greene	kah-meel	Hiva Lee	hee-vah lee	Leroy Tanoai	tah-no-ah-ee
Jaterrius Guley	ja-tare-ee-us	Lene Lesatele	len-ay less-uh-tell-ay	Johnny Tapusoa	Tap-oo-So-ah
Micah Hannemann	HANN-uh-mann	Jonny Linehan	lin-uh-hann	Kesni Tausinga	kez-nee tau-Sing-ah
Austin Heder	heed-er	Inoke Lotulelei	in-oh-keh lo-too-leh-lay	Sae Tautu	sigh tau-too
Beau Hoge	hawj	Tanner Mangum	maing-gum	Travis Tuiloma	Too-ee-Low-mah
Jacob Jimenez	him-en-ez	Tevita Mo'unga	teh-vee-tah	Morgan Unga	Oong-gah
Juergens	jerg-ens		mo-oong-gah	Jake Ziolkowski	zil-kow-ski



2016 ALPHABETICAL ROSTER

	NAME	POS.	#	NAME	POS	#	NAME	POS
26	Almond, Rhett	P	25	Jacobson, Tanner*	DB	41	Pulsipher, Adam	LB
22	Amone, Phillip	LB	70	Jimenez, Jacob	OL	72	Pulsipher, Addison	OL
24	Anderson, Zayne	DB	67	Johnson, Kyle	OL		Richards, Mack	WR
59	Andrus, Roman	DL	37	Jones, Grant	DB	89	Richards, Steven	TE
17	Badger, Chris	DB	23	Juergens, Garrett	WR	37	Richardson, Creed	RB
27	Baird, James	K	87	Juergens, Mitchell	WR	85	Sampson, Bryan	TE
89	Balderree, Tanner	TE	78	Kanuch, Tuni	OL	93	Sampson, Nate	TE
45	Baldwin, Sam	DB		Kaufusi, Corbin	DL/TE	46	Sandlin, Rhett	LB
13	Bernard, Francis	LB		Kaufusi, Isaiah	DB	95	Savage, Cody	TE
19	Brent, Trevor	DB	49	Kaumatulule, Moses	DL	18	Shelton, Michael	DB
24	Brown, Algemon	RB	56	Koroma, Tejan	OL	56	Shoaf, Thomas	OL
34	Burt, Riley	RB	25	Krueger, Taggart	WR	23	Shumway, Rickey	WR
10	Canada, Squally	RB	5	Kurtz, Nick	WR	11	Shumway, Talon	WR
	Chambers, Austin	OL	5	Lake, Dayan	DB	1	Simon, Micah	WR
2	Davis, Akile	DB	21	Langi, Harvey	LB	29	Stewart, Cody	WR
15	Davis, Michael	DB	73	Lapuaho, Ului	OL	62	Taele, Logan	DL
54	Dawe, Parker	OL	48	Laulile, Tomasi	DL	33	Takenaka, Eric	DB
	Dawe, Zac	OL	1	Laulu-Pututau, Moroni	WR	16	Takitaki, Sione	LB
13	Detmer Jr., Koy	QB	22	Lee, Hiva	DB	54	Taliauli, Merrill	DL
6	Dye, Trey	RB		Leiatatau, Uriah	DL		Tanielu, Handsome	DL
	Eide, Andrew	OL	51	Lesatele, Lene	LB		Tanner, Beau	WR
35	El-Bakri, Brayden	RB	31	Linehan, Jonny	P		Young, Tanner	WR
55	Ficklin, Quin	OL		Livingston, Hayden	QB	57	Tanoai, Leroy	OL
26	Fifita, BJ	DB		Longson, Keiffer	OL	3	Tapusoa, Johnny	LB
64	Foley, Matt	LS	83	Lotulelei, Inoke	WR	94	Tausinga, Kesni	DL
30	Fonua, Kavika	DB	12	Mangum, Tanner	QB	31	Tautu, Sae	LB
32	Fowler, Gavin	DB		Marshall, Hunter	TE		Trinnaman, Jonah	WR
	Fuga, Tico	DL	29	Mikkelsen, Andrew	K	91	Tuiloma, Travis	DL
	Fuiava, Kainoa	DL	29	McChesney, Austin	DB	27	Unga, Morgan	LB
43	Gautavai, Rylee	LB	50	Mo'unga, Tevita	DL		Ward, Brevan	OL
10	Greene, Kamel	DB	52	Morell, Sam	LB	4	Warner, Fred	LB
2	Hadley, Matthew	DB	12	Nacua, Kai	DB	11	Warner, Troy	DB
20	Hall, KJ	DB	35	Niumatalolo, Va'a	LB	75	Wilcox, Brad	OL
7	Hannemann, Micah	DB		Norman, Keyan	OL		Wilcox, Chris	DB
42	Heder, Austin	LB	65	Nwigwe, JJ	OL	21	Williams, Jamaal	RB
	Hifo, Aleva	WR	38	Pau'u, Butch	LB		Wolfgang, Solomone	TE
7	Hill, Taysom	QB	3	Pearson, Colby	WR	82	Ziolkowski, Jake	WR
44	Hinds, Troy	TE		Pili, Keenan	LB			
4	Hoge, Beau	QB		Pili, Trajan	LB			
71	Hoyt, Austin	OL		Pilimai, Alema	LB			
47	Hunstman, Scott	LB	28	Powell, Sawyer	DB			

2016 MID-YEAR NEWCOMERS (joined during spring camp)

NAME	POS.	HT.	WT.	HOMETOWN	LAST SCHOOL
Troy Warner	DB	6-1	192	San Marcos, Calif.	Mission Hills HS
Tanner Jacobson	DB	5-10	175	Southlake, Texas	Carroll HS
Austin McChesney	WR	6-1	175	Highland, Utah	Lone Peak HS
Rylee Gautavai	LB	6-0	219	Bountiful, Utah	Bountiful HS
Inoke Lotulelei	WR	5-9	175	Midvale, Utah	Cottonwood HS
Addison Pulsipher	OL	6-6	260	Temecula, Calif.	Temecula Valley HS
Thomas Shoaf	OL	6-6	265	Columbus, Ind.	Columbus North HS
Merrill Taliauli	DL	6-2	312	Salt Lake City	East HS
Johnny Tapusoa	LB	5-10	195	Laie, Hawai'i	Kahuku HS

FALL RETURNING SCHOLARSHIP MISSIONARIES

NAME	POS.	HT.	WT.	HOMETOWN/LAST SCHOOL	MISSION
Trajan Pili	DL	6-2	225	Las Vegas/Centennial HS	Florida Jacksonville
Austin Chambers	OL	6-4	270	Shawnee, Kan./Shawnee Mission West HS	Las Vegas North
Uriah Leiatatau	DL	6-4	238	Compton, Calif./Dominguez HS	Samoa Apia
Isaiah Kaufusi	DB	6-2	175	Cottonwood Heights, Utah/Brighton HS	Tonga
Zac Dawe	DL	6-4	274	Pleasant Grove, Utah	Houston Texas South



2016 RECRUITING CLASS

NAME	POS.	HT.	WT.	HOMETOWN	LAST SCHOOL
Kainoa Fuiava	OL	6-5	295	Downey, Calif.	Warren HS
Mack Richards	WR	6-1	190	Sandy, Utah	Alta HS
Keanu Saleapaga	DL	6-6	265	Lakewood, Calif.	La Mirada HS
Hirkley Latu	LB	6-3	200	Kahuku, Hawaii	Kahuku HS
Alema Pilimai	LB	6-4	205	Tustin, Calif.	Tustin HS
J.T. Gentry	OL	6-5	285	Littleton, Colo.	Columbine HS
Freddy Livai	DL	6-4	256	Fontana, Calif.	AB Miller HS
Chris Wilcox	DB	6-2	175	Fontana, Calif.	Eleanor Roosevelt HS
Aleva Hifo	WR	5-10	180	Menifee, Calif.	Heritage HS
Clark Barrington	OL	6-6	275	Spokane Valley, Wash.	University HS
Lisala Tai	OL	6-7	310	Hawthorne, Calif.	Hawthorne, Calif.
Darius McFarland	DL	6-3	250	Brigham City, Utah	Box Elder HS
Sione Finau	RB	5-11	170	Kearns, Utah	Kearns HS
Caden Haws	OL	6-2	275	Little Rock, Ark.	Pulaski Academy
Max Tooley	DB	6-2	195	Bountiful, Utah	Bountiful HS
Keenan Pili	LB	6-3	210	Provo, Utah	Timpview HS
Jonah Trinnaman	WR	6-0	190	Highland, Utah	American Fork HS/Snow
Skyler Southam	K	6-0	185	Heber City, Utah	Wasatch HS
Jackson Kaufusi	LB	6-2	210	Salt Lake City, Utah	Brighton HS
Drew Jensen	DB	6-2	195	Sandy, Utah	Brighton HS
Solofa Funa	LB	6-2	225	Spanish Fork, Utah	Spanish Fork HS
Atunaisa Mahe	DL	6-1	295	West Jordan, Utah	West Jordan HS
Jaren Hall	QB	6-1	195	Spanish Fork, Utah	Maple Mountain HS
Hank Tuipulotu	TE	6-3	225	Fort Mill, S.C.	Nation Ford HS
Handsome Tanielu	DL	6-2	285	Waianae, Hawaii	Waianae HS/Snow
Troy Warner	DB	6-1	192	San Marcos, Calif.	Mission Hills HS

WELCOME TO THE FAMILY



RHETT ALMOND

SOPHOMORE • PUNTER • 6-4 • 195 LBS *all-mund*
VALENCIA, CA • HART HS



PERSONAL

- Second of six children
- Also played volleyball
- Majoring in engineering
- Served LDS mission to Long Beach, CA

2015 (FRESHMAN)

- Saw action in 9 games as a holder and punter
- Had one punt for 48 yards against No. 10 UCLA



PHILLIP AMONE

SOPHOMORE • LINEBACKER • 6-0 • 240 LBS *ah-MOH-nay*
ORLANDO, FL • DR. PHILLIPS HS



PERSONAL

- Has 7 brothers and sisters
- Served LDS mission to Osorno, Chile

BEFORE BYU

- 2011 All-Metro West Conference
- Led HS to a 45-4 record in career
- Recruited by FAU, Duke, Miami, UNC, Georgia Tech, Purdue, Indiana and Wisconsin

2015 (RS FRESHMAN)

- Played in 2 games, w/ tackles against Michigan and UCLA

2014 (REDSHIRT)

- Played on the scout team



ZAYNE ANDERSON

SOPHOMORE • DEFENSIVE BACK • 6-2 • 198 LBS
STANSBURY PARK • STANSBURY PARK HS



BEFORE BYU

- 3-Star recruit by ESPN.com, Scout.com, 247Sports
- Deseret News 3AA North All-Region First Team
- Recorded 147 tackles in 27 varsity games
- All-State Second Team selection by SL Tribune and Deseret News as a senior
- Also ran track at Stansbury

2015 (FRESHMAN)

- Recorded 3 tackles on special teams in 8 games



ROMAN ANDRUS

SOPHOMORE • DEFENSIVE LINE • 6-4 • 282 LBS *an-druss*
EL DORADO HILLS, CA • OAKRIDGE HS



PERSONAL

- Dad played basketball at Utah Valley and University of Hawaii
- Served LDS mission to Monterrey West, Mexico

BEFORE BYU

- Prepped at El Dorado Hills HS and played football for just one year as a senior

2015 (RS FRESHMAN)

- A member of the scout team
- Saw action against Wagner

2012 (REDSHIRT)

- A Member of the scout team



CHRIS BADGER

SENIOR • DEFENSIVE BACK • 6-0 • 191 LBS

PROVO, UT • UNIVERSITY OF NOTRE DAME



PERSONAL

- Parents are Rod and Shauna Badger
- Served LDS mission to Guayaquil, Ecuador

BEFORE BYU

- Transferred from Notre Dame
- Played HS at Timpview High under Louis Wong
- First Team All-State selection by SL Tribune and Deseret News
- Led Timpview to four consecutive 4A state titles

2015 (JUNIOR)

- Recorded 14 tackles and a season-high 3 against East Carolina
- Played in all 13 games

2014 (SOPHOMORE)

- Played in 12 games
- Recorded 6 tackles, mostly on special teams
- Had a fumble recovery against Memphis in the Miami Beach Bowl



TANNER BALDERREE

JUNIOR • TIGHT END • 6-3 • 248 LBS *bald-er-ee*

SHERWOOD, OR • SHERWOOD HS



PERSONAL

- Served LDS mission to Leeds, United Kingdom
- Was also recruited by Oregon, Boise State, Eastern Washington and Western Oregon

BEFORE BYU

- Won state championship on undefeated team as a senior
- Also played lacross in high school

2015 (SOPHOMORE)

- Played both tight end and fullback after switching from defense
- Played in 10 games

2014 (FRESHMAN)

- Saw action against Savannah State
- Recorded two tackles, 0.5 tackles for loss and recovered a fumble



SAM BALDWIN

FRESHMAN • DEFENSIVE BACK • 6-3 • 198 LBS

REXBURG, ID • MADISON HS



PERSONAL

- Served a mission in Kobe, Japan
- Is an Eagle Scout

BEFORE BYU

- Helped Madison to 5A State Championship in 2012
- An All-Area and All-District

- All-State 5A in track
- Also recruited by Boise State, Utah, Utah State and Idaho State

2013 (REDSHIRT)

- Member of the scout team



FRANCIS BERNARD

SOPHOMORE • LINEBACKER • 6-1 • 239 LBS

HERRIMAN, UT • HERRIMAN HS



PERSONAL

- Served LDS mission to Atlanta, GA

BEFORE BYU

- Won state championship on undefeated team as a senior
- Also played lacrosse in high school

2015 (FRESHMAN)

- Played in 10 games with four starts at running back
- Had 334 rushing yards on 52 carries with 7 touchdowns
- Also had 17 receptions for 156 yards and 2 scores
- Had the most touchdowns by a BYU freshman since Jamaal Williams had 12 in 2012



TREVOR BRENT

FRESHMAN • DEFENSIVE BACK • 5-10 • 172 LBS

BALCH SPRINGS, TX • WEST MESQUITE HS



BEFORE BYU

- Helped West Mesquite to a 9-3 overall, 5-2 district record and to the second round of the 2014 University Interscholastic League State Football Championships
- Coached by Jeff Neill
- Also recruited by Yale and Boise State

2015 (REDSHIRT)

- A member of the scout team



ALGERNON BROWN

SENIOR • RUNNING BACK • 6-1 • 245 LBS al-jer-non

MAGNA, UT • SKYLINE HS



PERSONAL

- Parents are Henna and Olevia
- Eagle Scout
- Served LDS mission to Brazil Sao Paulo South
- Also recruited by Oregon, Washington, Cal, Michigan, San Diego State, Utah State and Stanford

BEFORE BYU

- Prepped at Skyline under Roger Dupaix
- Rated No. 4 prospect from Utah by Rivals.com and No. 13 by Scout.com
- Recorded 92 carries for 783 yards and 13 touchdowns as a senior
- Averaged 8.5 yards per carry
- Had a career total of 271 carries for 1,983 yards and 30 touchdowns
- Four-time track letterwinner, competing in javelin, 100m, 200m and 110m hurdles
- Holds javelin school record

2015 (JUNIOR)

- Phil Steele Postseason All-Independent First Team
- Led the team with 709 rush yards and 127 carries
- Recorded his 11th rushing TD the season against Utah State, which is the most rushing TDs by a BYU player since Jamaal Williams had 12 in 2012
- Earned letterman honors as a junior, playing in 11 games and starting 11

2014 (SOPHOMORE)

- Played in nine games and totaled 324 rushing yards on 68 carries
- Carried the ball 16 times for season-high 80 yards against UCF

2013 (FRESHMAN)

- Played in all 13 games
- Had 48 rushing attempts, 234 yards and two touchdowns

2010 (REDSHIRT)

- A member of the scout team

YEAR	GP	REC	YDS	Y/R	LNG	TD	ATT	YDS	Y/A	LNG	TD
2013	13	2	8	4.0	4	0	48	234	4.9	23	2
2014	9	14	139	9.9	25	1	68	324	4.8	25	0
2015	11	13	71	5.5	22	2	127	709	5.6	53	11
TOTALS	33	29	218	7.5	25	3	243	1267	5.2	53	13



RILEY BURT

SOPHOMORE • RUNNING BACK • 6-1 • 206 LBS

MANTUA, UT • BOX ELDER HS



BEFORE BYU

- Three-star rating by 247Sports and ESPN.com
- In his senior season he accumulated 1,109 yards rushing, 11 TDs on the ground, 180 total carries
- Had four games of 100 or more yards rushing while averaging 6.2 yards per carry and 92.4 yards/game
- A Deseret News 4A All-State selection and a Salt Lake Tribune All-State Honorable Mention
- Des News 5A Region 5 All-Region Second Team

- Clocked a 10.95 100-meter time in 2014
- Also competed in 200 meter and shot put
- Recruited by Utah State, Utah, UNLV, Boise State and San Diego State.

2015 (FRESHMAN)

- Lettered as a freshman, playing in eight games
- Led BYU with 13 kick returns for 318 yards
- Totaled 86 rushing yards on 14 attempts



SQUALLY CANADA

SOPHOMORE • RUNNING BACK • 5-11 • 200 LBS

MILPITAS, CA • WASHINGTON STATE



PERSONAL

- Parents are Stacy and Byron
- Coached in high school by Kelly King
- Pre-communications major

BEFORE BYU

- Redshirted due to injury at Washington State
- Averaged 8.8 yards per carry to total 1,916 yards and 24 touchdowns while leading Milpitas High School to the CIF Central Coast Section Title with an 11-2 record as a senior
- All-San Jose Mercury News First Team and All-Metro

League (San Francisco Bay Area) Second Team Offensive MVP of the Santa Clara Valley Athletic League DeAnza Division

- ESPN.com rated him a four-star recruit and the No. 32 running back in the nation
- Totaled 3,367 yards and 37 touchdowns during his high school career

2015 (FRESHMAN)

- Sat out the 2015 regular season due to transfer rules
- Played in the Las Vegas Bowl after becoming eligible following the conclusion of the fall semester



AKILE DAVIS

SOPHOMORE • DEFENSIVE BACK • 6-2 • 191 LBS 🗣️ *uh-KEE-lay*

DESOTO, TX • DESOTO HS



BEFORE BYU

- Three-star prospect by ESPN.com and Scout
- No. 24-rated wide receiver in Texas by Scout
- Named to the Texas All-District 7 5A second-team offense in 2013 as a junior
- As a senior, helped lead DeSoto High School to a 10-2 record (5-1 district) with a No. 4 ranking in Texas and a No. 22 national ranking
- Recorded 29 catches for 286 yards and five touch-

downs in 2014

- Recruited by Bowling Green, Indiana, Maryland, Middle Tennessee, San Diego State, North Texas, Nevada and Toledo.

2015 (FRESHMAN)

- Lettered as a freshman and played in four games
- Saw offensive snaps for the first time in his career against Wagner and hauled in one pass for nine yards



MICHAEL DAVIS

SENIOR • DEFENSIVE BACK • 6-2 • 190 LBS

GLENDAL, CA • GLENDAL HS

DB
15

BEFORE BYU

- All-Pacific League first-team wide receiver
- As a senior, had 33 catches, 409 yards and three touchdowns, rushed 39 times for 258 yards and two scores, and returned 13 kicks for 394 yards, including a 99-yard return
- Caught 52 passes for 857 yards and seven touchdowns; returned two kickoffs for touchdowns in 2011
- Played defensive back for Glendale, recording 45 tackles as a senior
- Also ran the 100-meters in 10.67 seconds and 200-meters in 21.4 seconds and finished seventh at the California state championship
- Also recruited by Hawai'i, Iowa State, New Mexico State, Oregon, San Diego State and USC

2015 (JUNIOR)

- Started all 13 games and earned letterman honors
- Phil Steele Preseason All-Independent Second Team
- Against East Carolina, had one forced fumble and four pass breakups, tying the BYU single-game record
- 10 pass breakups and 27 total tackles
- T-No. 5 in career PBU at BYU since 2000 with 17

2014 (SOPHOMORE)

- Earned letterman honors as a sophomore
- Played in all 13 games, starting eight of them
- Recorded 43 tackles and six pass breakups

2013 (FRESHMAN)

- Made his first career-start against Nevada and recorded six tackles (all solo) and added a PBU
- Played in nine games and started two

YEAR	GP	SOLO	AST	TOT	TFL/YDS	NO	YDS	INT	YDS	TD	FF	FR	FRYDS	QBH	PBU
2013	9	15	2	17	1/24	0.0	0	0	0	0	0	0	0	0	1
2014	13	36	7	43	0	0.0	0	0	0	0	0	0	0	0	6
2015	13	22	5	27	1.5/2	0.0	0	0	0	0	1	0	0	0	10
TOTALS	35	73	14	87	2.5/26	0.0	0	0	0	0	1	0	0	0	17



PARKER DAWE

SENIOR • OFFENSIVE LINE • 6-3 • 301 LBS

PLEASANT GROVE, UT • PLEASANT GROVE HS

OL
54

PERSONAL

- Served LDS mission to Boston, Massachusetts
- Married to wife Emily
- Brother Zac will join team in fall following LDS mission

BEFORE BYU

- Helped Pleasant Grove High School to No. 9 in Utah with a 10-2 record
- Coached by Dale Sampson

2015 (JUNIOR)

- Played in 10 games, starting two
- Lettered as a junior

2014 (SOPHOMORE)

- A member of the scout team, he saw action in one game against Savannah State

2013 (FRESHMAN)

- A member of the scout team, he saw action in one game against Idaho State



KOY DETMER JR.

SOPHOMORE • QUARTERBACK • 5-10 • 170 LBS

SOMERSET, TX • SOMERSET HS

QB
13

PERSONAL

- Nephew of current offensive coordinator Ty Detmer and the son of former NFL quarterback Koy Detmer

BEFORE BYU

- Threw for 2,375 yards passing and 22 TDs and was Academic All-State honorable mention as a senior
- Had 2,500 yards and 30 TDs as a junior and earned All-District Second Team
- As a sophomore, threw for 2,002 yards and 31 TDs

and was named the SA-Express News Sub-5A Newcomer of the Year and the 28-3A Offensive MVP

- All-District first team athlete in baseball, basketball, football and soccer and also competed in high jump and long jump for the track team

2015 (FRESHMAN)

- Completed first career pass against Wagner for 5 yards and finished 3 for 3 with 57 yards
- Quarterbacked the scout team



TREY DYE

JUNIOR • RUNNING BACK • 5-9 • 179 LBS

ABILENE, TX • COOPER HS



PERSONAL

- Son of former BYU receiver and returner James Dye
- BEFORE BYU
- Three star prospect by ESPN.com and 247Sports.com
- Texas Class 5A All-State honorable mention and 5A All-District selection
- Averaged 7.6 ypc and 19.5 yards per catch in 2013 to contribute 1,949 yards and 29 TD
- Helped Cooper HS advance to 2013 UIL State playoffs

2015 (SOPHOMORE)

- Recovered a blocked punt against East Carolina
- Had two catches for 55 yards in the Wagner game
- BYU season-long 46-yard kickoff return at SJSU
- Earned a letter playing in 12 games

2014 (FRESHMAN)

- Notched his first two career receptions in 33-25 victory against Houston
- Letterman honors playing in six games



BRAYDEN EL-BAKRI

SOPHOMORE • RUNNING BACK • 6-0 • 236 LBS 🗣️ *el-BAH-kree*

SALT LAKE CITY, UT • BRIGHTON HS



PERSONAL

- Served LDS mission to Montevideo, Uruguay (West)
- BEFORE BYU
- 204 yards rushing, one TD reception, 80 total tackles and one interception as a junior
- Deseret News 5A all-state second team as a DB
- As a senior he ran for 566 yards and seven TD, had 10

receptions for 118 yards and recorded 79 total tackles

- Deseret News 5A all-state second team as a LB
- Also played baseball and lacrosse for Brighton

2015 (SOPHOMORE)

- Earned letterman honors and played in four games

2012 (REDSHIRT)

- Member of the scout team



QUIN FICKLIN

SOPHOMORE • OFFENSIVE LINE • 6-3 • 280 LBS

MESA, AZ • RED MOUNTAIN HS



PERSONAL

- Has lived in Ohio, Indiana, Washington, Arizona and Utah
- Served LDS mission in New York New York North

BEFORE BYU

- Prepped at Red Mountain High School
- Also played lacrosse

2015 (FRESHMAN)


- Member of the scout team

2012 (REDSHIRT)

- Member of the scout team



BJ FIFITA

FRESHMAN • DEFENSIVE BACK • 6-0 • 203 LBS  *fiH-FEE-tah*
WESTLAKE VILLAGE, CA • OAKS CHRISTIAN HS



PERSONAL

- Majoring in marketing
- Served LDS mission to Nuku'alofa, Tonga
- Son of Ansara and Brian Fifita

BEFORE BYU

- Honored as Oaks Christian's hardest hitter and

defensive MVP

- Named to all-league first team defense and all-state second team defense

2015 (REDSHIRT)

- Member of the scout team



MATT FOLEY

SOPHOMORE • LONG SNAPPER • 6-1 • 210 LBS
TEMECULA, CA • TEMECULA VALLEY HS



BEFORE BYU

- A three-year starter at Temecula Valley High School
- Helped his team advance to the CIF playoffs
- A three-time National Camp Series (NCS) camp champion, Foley also earned recognition for his long-snapping talents as one of 12 invitees to the exclusive Rubio Long Snapping Top 12 camp in 2014

- Lettered twice in wrestling and once in track and field during his prep career
- Also recruited by Washington, San Diego State and New Mexico

2015 (FRESHMAN)

- Played in all 13 games and earned letterman honors



KAVIKA FONUA

SOPHOMORE • DEFENSIVE BACK • 6-0 • 215 LBS  *kah-vee-kah*
SYRACUSE, UT • SYRACUSE HS *fo-noo-ah*



BEFORE BYU

- Three star recruit by ESPN.com, Scout.com and Rivals.com and No. 9 overall prospect from the state of Utah by Rivals.com
- No. 76 safety prospect in the nation by Scout.com
- Two-time Deseret News 5A All-State First Team
- 2013 Utah Region I Co-MVP
- All-Area First Team in 2012 and 2013
- Set eight school records at Syracuse High School
- Totaled 175 tackles and 6 interceptions on defense during his high school career, while contributing to

the offense 1,071 rushing yards on 143 carries and 413 receiving yards on 23 catches

- Earned MVP honors at Mountain Elite Camp
- Also recruited by Utah

2014 (FRESHMAN)

- Earned letterman honors as a freshman
- Saw action in 11 games
- Recorded 14 tackles, including one tackle for loss
- Had a season-high five tackles against Savannah State



GAVIN FOWLER

JUNIOR • LINEBACKER • 6-0 • 193 LBS
KAYSVILLE, UT • DAVIS HS



PERSONAL

- Served LDS mission to Long Beach, Calif.
- Grandfather, father and two brothers played football at BYU and sister is a Cougarette
- Parents are Blaine and Brenda Fowler

BEFORE BYU

- Started at QB for three years and named All-Region
- Lettered three times competing in high jump, 110 hurdles and 300 hurdles
- Recruited by Utah, Cal, Washington State, Weber State

and Southern Utah

2015 (SOPHOMORE)

- Season-ending knee injury in Spring 2015

2014 (FRESHMAN)

- Member of the scout team

2011 (REDSHIRT)

- Member of the scout team



MATT HADLEY

JUNIOR • DEFENSIVE BACK • 6-0 • 210 LBS
CONNELL, WA • CONNELL HS



PERSONAL

- Served LDS mission to Salvador, Brazil
- Brother is former BYU linebacker Spencer Hadley

BEFORE BYU

- Finished high school career with 6,881 rushing yards and scored a state-record 746 points
- Won two 1A state titles (2009, 2011)
- 1A Player of the Year (2009, 2010)

2015 (SOPHOMORE)

- Notched 17 total tackles on the season with two tackles for loss and two pass breakups

- Played in 11 games and started two

- Earned letterman honors

2012 (FRESHMAN)

- Earned letterman honors

- Played in seven games



KJ HALL

FRESHMAN • RUNNING BACK • 5-9 • 175 LBS
SPANISH FORK, UT • MAPLE MOUNTAIN HS



PERSONAL

- Son of Kalin and Hollie
- His father, Kalin, played for BYU from 1992-93

BEFORE BYU

- Prepped at Maple Mountain High School
- Coached by Brad Burtenshaw

2015 (REDSHIRT)

- Member of the scout team

**MICAH HANNEMANN****JUNIOR • DEFENSIVE BACK • 6-0 • 200 LBS****ALPINE, UT • LONE PEAK HS****PERSONAL**

- Served a mission in Long Beach, Calif.
- Brother Jacob is a former BYU DB and baseball player, currently playing for the AA affiliate of the Chicago Cubs

BEFORE BYU

- Helped his team win the state championship in 2011
- All-State First Team and lettered in baseball and track

2015 (SOPHOMORE)

- Had 46 total tackles, one sack, two INTs and was second on team in pass breakups with seven
- Started all 13 games and earned letterman honors
- Phil Steele Postseason All-Independent Second Team

2012 (FRESHMAN)

- Earned letterman honors
- Played in eight games

YEAR	GP	SOLO	AST	TOT	TFL/YDS	NO	YDS	INT	YDS	TD	FF	FR	FRYDS	QBH	PBU
2012	8	1	0	1	0	0.0	0	0	0	0	0	0	0	0	0
2015	13	32	14	46	1.5/8	1.0	8	2	29	0	0	0	0	0	7
TOTALS	21	33	14	47	1.5/8	1.0	8	2	29	0	0	0	0	0	7

**AUSTIN HEDER****SENIOR • LINEBACKER • 6-3 • 245 LBS** *hee-dur***PLEASANT GROVE, UT • PLEASANT GROVE HS****PERSONAL**

- Eagle Scout
- Served in the Montreal, Quebec, Canada mission

BEFORE BYU

- 5A All-State First Team in 2010 by Deseret News and Salt Lake Tribune
- Inducted into the Utah Football Foundation Hall of Fame
- Wendy's All-American finalist

2015 (JUNIOR)

- Lettered after playing in 13 games and started two

2014 (SOPHOMORE)

- Switched back to his original linebacker position
- Played in 10 games, started two and lettered

2011 (FRESHMAN)

- Played in five games as a blocking fullback and earned letterman honors
- Tallied first career rush

YEAR	GP	SOLO	AST	TOT	TFL/YDS	NO	YDS	INT	YDS	TD	FF	FR	FRYDS	QBH	PBU	BLK
2011	5	0	0	0	0	0.0	0	0	0	0	0	0	0	0	0	0
2014	10	7	11	18	0	0.0	0	0	0	0	0	0	0	0	1	0
2015	13	9	3	12	0	0.0	0	0	0	0	0	0	0	1	0	0
TOTALS	28	16	14	30	0	0.0	0	0	0	0	0	0	0	1	1	0



TAYSOM HILL

SENIOR • QUARTERBACK • 6-2 • 230 LBS **TAY-suhm**
POCATELLO, ID • HIGHLAND HS



PERSONAL

- Served LDS mission to Sydney, Australia
- Originally committed to Stanford before mission and was recruited by Arizona, Washington St., Boise St. and Utah
- Older brother Jordan played DT at Arizona State and other brother Dexter played QB at Scottsdale (Ariz.) Community College, Northern Iowa and Dixie State (Utah)
- Wife Emily is the sister of former linebacker David Nixon and sister to wife of former safety Craig Bills

BEFORE BYU

- 2008 5A All-Idaho Player of the Year and led Highland to its first state title since 2002
- Idaho's Gatorade High School POY as a senior
- First team all-state selection
- Completed 166 of 258 passes (64.3 percent) and threw for 2,269 yards and 18 touchdowns as a senior
- Also rushed for 1,491 yards and 24 TDs, averaging 10.2 yards per carry and 124.3 rushing yards per game
- Holds school season and career records for total offense
- Also lettered in basketball and track and field

2015 (MEDICAL REDSHIRT)

- Suffered a season-ending Lisfranc injury
- Against Nebraska, finished 21 of 34 for 268 yards, one touchdown and one interception while also rushing nine times for 72 yards and two more touchdowns
- Moved into 13th in career passing yards at BYU with 4,606 and 13th in TDs responsible for with 55, passing Gary Sheide in the win over the Cornhuskers
- Named to watch lists for Maxwell Award, Wuerffel Trophy, Davey O'Brien Award, Walter Camp POY, Manning Award, CFPA Performer of Year Trophy, Johnny Unitas Golden Arm Award

2014 (JUNIOR)

- Suffered a season-ending leg fracture and ligament tear against Utah State
- Through four games, Hill had been named the FBS Independent Offensive POW every week while averaging 219 pass yards per game with a 66 percent completion rate, 107 rush yards per game and 13 total touchdowns
- Eclipsed the 4,000 passing yard mark with his 200-yard performance vs. Houston. He also passed the 2,000 rushing yard mark with his 160 yards on the night.
- Named to the 2014 Top 25 College Football Players list by the Sporting News, ranking No. 14 overall on the preseason list
- Top 14 Heisman Candidate for 2014 by NFL.com
- Named to Phil Steele's Preseason All-Independent First Team and the Allstate AFCA Good Works Team
- Named to watch lists for the Maxwell Awarded to the CFPA Quarterback Trophy, Davey O'Brien Award and Walter Camp Award

2013 (SOPHOMORE)

- Rushed for 259 yards (and 3 TDs) vs. No. 15 Texas, the second most rushing yards in a game in BYU history
- Helped BYU to single-game record 550 rushing yards
- Received AT&T All-America Player of the Week, FBS Independent Offensive Player of the Week, Athlon Sports National Player of the Week and CBS Sports.com Offensive Player of the Week honors following Texas game
- Threw for 417 yards, including four TDs, and ran for 128 in win against Houston – one of seven players in NCAA history to throw for 400+ and run for 100+ in a game
- Voted as ESPN's Capital One Cup Impact Performance of the week for his play against Houston
- Received FBS All-Independent Team Honorable Mention
- Phil Steele All-Independent Second Team
- With 133 rushing yards vs. Washington, Hill has rushed for more yards than any other QB in school history
- Recorded six games with 100+ rushing yards
- Set BYU bowl records in rush yards (133) & carries (31)
- Finished the season ranked No. 3 in BYU history for most rushing yards in one season with 1,344

2012 (FRESHMAN)

- Completed 42 of 71 passes for 425 yards and four touchdowns, rushed 55 times for 336 yards and four scores in six games (two starts) before a season-ending knee injury
- Led BYU to 2-0 record in two starts vs. Hawai'i and Utah State and earned letterman honors as a true freshman
- First pass of collegiate career went for 18-yard touchdown pass vs. Washington State in season opener
- Led BYU to only touchdown at Boise State in relief, nearly completing comeback victory with 72 rushing yards, one touchdown and 42 passing yards
- In first career start, went 12 of 21 passing for 112 yards and two touchdowns, also rushing 15 times for 143 yards and one touchdown
- Completed 24 of 36 passes for 235 yards and one touchdown in 6-3 victory over Utah State and had 19 carries for 80 yards
- FBS Independent Offensive Player of the Week (10/1)

YEAR	Passing										Rushing				
	GP	EFFC	COMP	ATT	YDS	Y/A	PCT	LNG	INT	TD	ATT	YDS	Y/A	LNG	TD
2012	6	122.39	42	71	425	6.0	59.2	28	2	4	55	336	6.1	68	4
2013	13	118.15	236	438	2938	6.7	53.9	60	14	19	246	1344	5.5	68	10
2014	5	141.67	88	132	975	7.4	66.7	56	3	7	87	460	5.3	30	8
2015	1	131.80	21	34	268	7.9	61.8	53	1	1	9	72	8.0	35	2
TOTALS	25	123.88	387	675	4606	6.8	57.3	60	20	31	397	2212	5.6	68	24



TROY HINDS

SOPHOMORE • TIGHT END • 6-5 • 245 LBS

KAYSVILLE, UT • DAVIS HS



PERSONAL

- Served a mission in Jackson, Mississippi
- Likes fly fishing and ties his own flies

BEFORE BYU

- Four-star recruit by Rivals.com and rated No. 1 recruit in Utah by 247Sports
- 5A All-State selection all four years of high school
- Maxpreps All-American, All-Region MVP and All-Area MVP

- Also lettered in basketball and track
- Also recruited by Arizona, Arizona State, Cal, Georgia Tech, Colorado, Michigan, Nebraska, Notre Dame, Oklahoma, Stanford, UCLA, Utah and Washington State

2015 (REDSHIRT)

- Did not play in 2015 due to injury

2014 (FRESHMAN)

- Earned letterman honors and played in all 12 games



BEAU HOGE

SOPHOMORE • QUARTERBACK • 6-1 • 201 LBS *hawj*

FORT THOMAS, KY • HIGHLANDS HS



PERSONAL

- Dad, Merrill, is a former NFL running back and current analyst for ESPN

BEFORE BYU

- Led Highlands High School to 13-2 record, No. 6 ranking in state and 2014 Kentucky Class 4A state championship, being named MVP
- Selected to 2014 AP Kentucky HS All-State second team
- Threw for 3,459 passing yards and 35 touchdowns while rushing for 865 yards and 26 rushing scores in 2014
- Recruited by Cincinnati, Miami (OH) and Ohio

2015 (FRESHMAN)

- Played in three games
- Earned letterman honors as a freshman
- First playing time of career came in third quarter vs. ECU
- Scored his first two career rushing TDs against Wagner, rushing for 47 yards on 12 carries
- Also completed 8 of 11 passes for 117 yards and one passing TD for a 192.1 rating vs. Wagner



AUSTIN HOYT

SOPHOMORE • OFFENSIVE LINEMAN • 6-8 • 282 LBS

IONE, CA • ARGONAUT HS



PERSONAL

- Served LDS mission in Denver, Colorado

BEFORE BYU

- As a senior, caught 10 passes for 325 yards and four TDs, while also making 70 tackles, two sacks and a fumble recovery
- All-League and Academic All-League in basketball his

junior and senior years

2015 (FRESHMAN)

- Played in nine games, starting two
- Earned letterman honors as a freshman

2012 (REDSHIRT)

- Member of the scout team



SCOTT HUNTSMAN

SOPHOMORE • LINEBACKER • 6-4 • 227 LBS

COPPELL, TX • COPPELL HS



PERSONAL

- Son of Kirk and Julie

BEFORE BYU

- In his senior season, he had 61 tackles, seven tackles for loss, 4.5 sacks, two pass deflections and two quarterback hurries

- Recruited by Purdue, LA Monroe, Houston, Air Force, Texas A&M and New Mexico

2015 (FRESHMAN)

- Played in five games before a season-ending injury
- Earned letterman honors



JACOB JIMENEZ

SOPHOMORE • OFFENSIVE LINEMAN • 6-5 • 292 LBS  *him-en-ez*

PFLUGERVILLE, TX • PFLUGERVILLE HS



PERSONAL

- Parents are Joe and Laura

BEFORE BYU

- 2013 All-District 16-5A Second Team
- Academic all-district for three years

2015 (FRESHMAN)

- Took a few snaps offensive snaps for the first time in his career against Wagner
- Played in three games, earning letterman honors



KYLE JOHNSON

SENIOR • OFFENSIVE LINEMAN • 6-4 • 319 LBS

SANDY, UT • JORDAN HS



PERSONAL

- Served a mission in Oaxaca, Mexico
- Grandfather played at BYU

BEFORE BYU

- Second Team All-State as a senior
- Placed No. 6 in state wrestling as a sophomore
- Also recruited by Utah, SUU, Snow College, Utah State, Colorado, Duke and Stanford

2015 (FRESHMAN)

- Phil Steele Preseason All-Independent Second Team

- Played in 10 games, starting eight
- Earned letterman honors

2014 (SOPHOMORE)

- Played in all 13 games
- College Sports Madness All-Independent Second Team

2013 (FRESHMAN)

- Played in all 13 games of the season and started eight
- College Sports Madness All-Independent Third Team

2012 (REDSHIRT)

- Member of the scout team



GRANT JONES

JUNIOR • DEFENSIVE BACK • 6-6 • 205 LBS

CONCORD, CA • YGNACIO VALLEY HS



PERSONAL

- Son of Justin and Marci

BEFORE BYU

- Helped team to a 6-5 record
- Coached by Todd Bauleke

2015 (SOPHOMORE)

- Played in five games before a season-ending injury
- Earned letterman honors

2014 (FRESHMAN)

- Member of the scout team

2011 (REDSHIRT)

- Member of the scout team



MITCHELL JUERGENS

SENIOR • WIDE RECEIVER • 5-10 • 181 LBS

HOUSTON, TX • LANGHAM CREEK HS



PERSONAL

- Parents are Kurt and Gretchen
- Finance major
- Served in the Mexico Mexico City West mission
- Brother Garrett is also on the team
- Eagle Scout

BEFORE BYU

- Unanimous First Team All-District in 2008 and 2009
- Second Team Academic All-State
- Named Second Team All-District as an outfielder in 2009

2015 (FRESHMAN)

- Phil Steele Preseason All-Independent Second Team

- One of five BYU receivers with 35+ receptions and 450+ yards

2014 (SOPHOMORE)

- Played in all 13 games catching 28 passes for 424 yards, good for third on the team
- Caught four passes for 87 yards and a TD in the Miami Beach Bowl

2013 (FRESHMAN)

- Member of the scout team

2010 (REDSHIRT)

- Member of the scout team

	Receiving						Kickoff Returns					Punt Returns				
YEAR	GP	REC	YDS	Y/R	LNG	TD	KR	YDS	AVG	LNG	TD	PR	YDS	AVG	LNG	TD
2010	0	0	0	N/A	0	0	0	0	N/A	0	0	0	0	N/A	0	0
2013	0	0	0	N/A	0	0	0	0	N/A	0	0	0	0	N/A	0	0
2014	13	28	424	15.1	50	4	5	112	22.4	26	0	9	60	6.7	24	0
2015	13	37	471	12.7	84	2	0	0	N/A	0	0	0	0	N/A	0	0
TOTALS	26	65	895	13.8	84	6	5	112	22.4	26	0	9	60	6.7	24	0



GARRETT JUERGENS

SENIOR • WIDE RECEIVER • 5-10 • 184 LBS

HOUSTON, TX • LANGHAM CREEK HS



PERSONAL

- Served in the Peru Chiclayo Mission
- Brother Mitchell is also on the team
- Eagle Scout
- Majoring in accounting
- Also recruited by Utah, Air Force and Army

BEFORE BYU

- All-District First Team (2009)
- All-State Academic Second Team (2009)
- Broke school record for rushing yards in one half (205)

- 2009 & 2010 All-District First Team outfielder
- 2015 (JUNIOR)
- Played in five games and earned letterman honors
- Notched 51 yards on three punt returns and 40 yards on two kick returns

2014 (SOPHOMORE)

- Played in five games, making four tackles
- Returned five kickoffs vs. Boise St. with a long of 31

2013 (FRESHMAN)

- Member of the scout team



TUNI KANUCH

JUNIOR • OFFENSIVE LINEMAN • 6-3 • 325 LBS «»Too-nee ka-nooch

SOUTH JORDAN, UT • BINGHAM HS



PERSONAL

- Served a mission in San Diego, California

BEFORE BYU

- Named a first-team All-American by MaxPreps
- Named the Deseret News 2009 Mr. Football

2015 (SOPHOMORE)

- Phil Steele Preseason All-Independent Second Team

- Lettered and played in 12 games, starting seven

2014 (FRESHMAN)

- Lettered and played in 12 games
- Phil Steele Preseason All-Independent Second Team

2013 (REDSHIRT)

- Missed the season due to injury



MOSES KAUMATULE

SOPHOMORE • DEFENSIVE LINEMAN • 6-2 • 262 LBS «»cow-mah-too-lay

SOUTH JORDAN, UT • BINGHAM HS



PERSONAL

- Eagle Scout
- Served in the Oakland California Mission

BEFORE BYU

- 5A All-State First Team by Deseret News and the Tribune
- Helped team to 5A state titles junior and senior years

2015 (FRESHMAN)

- Notched his first career tackle against Wagner, totaling two total tackles and a half tackle for loss

- Lettered and played in seven games

2011 (REDSHIRT)

- Member of the scout team



TEJAN KOROMA

JUNIOR • OFFENSIVE LINE • 6-0 • 290 LBS

ALLEN, TX • ALLEN HS



PERSONAL

- Son of Shaeiqu and Jeneh
- Has three siblings and is second youngest
- Majoring in finance

BEFORE BYU

- Three star recruit and No. 25-rated center in the nation by ESPN.com
- Key offensive lineman and team captain on the nation's No. 2-ranked (Scout.com) Allen High School
- Won 5A-1 crown in 2012 with 15-1 record and repeated in 2013 with perfect 16-0 mark
- Named 5A first team all-state by the Texas Sports Writer's Association
- As a senior was a 5A first-team all-state and a DFW class 5A all-area first team selection by the Associated Press
- As a junior was selected as the first-team All-State Center
- Totaled 110 pancake blocks over his junior and senior seasons
- Also participated on Allen High School track team, throwing shot put
- Born in Dallas, parents are from Sierra Leone
- Recruited by Air Force, Arkansas State, Army, New Mexico, UTEP
-

2015 (SOPHOMORE)

- Earned Phil Steele Preseason All-Independent First Team
- Named to the Rimington Trophy, Lombardi Award and Earl Campbell Watch Lists
- Played in 12 games and started 12
- Named to the Phil Steele Postseason All-Independent First Team

2014 (FRESHMAN)

- Earned FWAA Freshman All-America
- Only true freshman in FBS this year to start every game at center and played the most snaps of any player on BYU offensive line
- Dominated on the field grading out as BYU's top offensive lineman and most consistent game-to-game performer
- Helped BYU total 248 rushing yards and 5 rushing TDs in 41-7 road victory at Texas with Nagurski Award finalist Malcom Brown
- Named the Independent Freshman of the Year and earned All-Independent Third Team by College Sports Madness
- Named to Phil Steele's Freshman All-America and All-Independent Teams and 247Sports True Freshman All-American Team, Sporting News All-True Freshman honors and named to the ESPN True Freshman All-America Team



TAGGART KRUEGER

SOPHOMORE • WIDE RECEIVER • 6-3 • 180 LBS

SAMMAMISH, WA • SKYLINE HS



PERSONAL

- Served a mission in Quezon City, Philippines
- Eagle Scout

BEFORE BYU

- All-Conference First Team

- Three-time state champion

2012 (REDSHIRT)

- Member of the scout team



NICK KURTZ

SENIOR • WIDE RECEIVER • 6-6 • 210 LBS
EL CAJON, CA • GROSSMONT COLLEGE



PERSONAL

- Studying business and hopes to be an entrepreneur
- Son of Scott and Idma Kurtz

BEFORE BYU

- Produced 1,301 yards and 18 touchdowns at Grossmont
- Recorded six multi-touchdown games, including two three-touchdown games

2015 (JUNIOR)

- No. 3 on team in receptions and yards

- Played in 13 games and started two
- Lettered as a junior
- Phil Steele's Postseason All-Independent Second Team
- Named 2015-16 Comeback Player of the Year at annual Y Awards

2014 (REDSHIRT)

- Missed the season due to injury

YEAR	GP	REC	YDS	Y/R	LNG	TD
2014	1	0	0	N/A	0	0
2015	13	39	578	14.8	53	3
TOTALS	14	39	578	14.8	53	3



DAYAN LAKE

FRESHMAN • DEFENSIVE BACK • 5-11 • 203 LBS Die-an lake
LAYTON, UT • NORTHRIDGE HS



PERSONAL

- Native of Liberia, Africa
- Parents both attended BYU-Hawaii

BEFORE BYU

- Four-star prospect by Scout
- Deseret News 5A All-State First Team selection
- Deseret News 5A Region 1 All-Region Co-Offensive MVP

- Averaged 164.4 rush/receiving yards per game and 41.5 yards per kickoff return
- Allowed four completions and blocked eight kicks in 2014
- Also recruited by Utah, Oregon, Nevada, UNLV, Utah State and Oregon State

2015 (REDSHIRT)

- Member of the scout team



HARVEY LANGI

SENIOR • LINEBACKER • 6-3 • 249 LBS Long-ee
SOUTH JORDAN, UT • UNIVERSITY OF UTAH



PERSONAL

- Served in the Tampa Florida Mission for the LDS Church

BEFORE BYU

- Played running back at Utah his freshman season
- Won back-to-back 5A state championships
- Played in the 2010 Army All-American Bowl

2015 (JUNIOR)

- Second-leading tackler on the team

- Lettered and played in 11 games, starting all 11
- Phil Steele Postseason All-Independent Second Team 2014 (SOPHOMORE)
- Recorded his first tackle against Central Florida and finished the game with five
- Played in 12 games and started against Nevada
- Recorded 14 tackles on the season

		Tackles				Sacks		Interceptions			Misc.					
YEAR	GP	SOLO	AST	TOT	TFL/YDS	NO	YDS	INT	YDS	TD	FF	FR	FRYDS	QBH	PBU	BLK
2014	12	11	3	14	0	0.0	0	0	0	0	0	0	0	0	0	0
2015	11	43	25	68	6.5/30	4.5	28	2	21	0	0	0	0	1	1	0
TOTALS	23	54	28	82	6.5/30	4.5	28	2	21	0	0	0	0	1	1	1



ULUI LAPUAHO

JUNIOR • OFFENSIVE LINEMAN • 6-7 • 333 LBS
WEST VALLEY CITY, UT • HUNTER HS

oo-LOO-ee
lah-poo-ah-ho

OL
73

PERSONAL

- Served a mission in Sydney, Australia
- Father Robert played for BYU in 1985 and brother Al played for Utah State from 2011-12

BEFORE BYU

- Threw shot put and discus and played basketball

2015 (SOPHOMORE)

- Played in 10 games and started 10
- Earned letterman honors

2014 (FRESHMAN)

- Played in 11 games, starting eight
- Phil Steele Midseason All-Independent Team



TOMASI LAULILE

JUNIOR • DEFENSIVE LINEMAN • 6-4 • 288 LBS
WESTLAKE, CA • WESTLAKE HS

toh-MAH-see
lau-LEE-lay

DL
48

PERSONAL

- Youngest of five children of Taufui and Mele
- Hopes to become a family therapist

BEFORE BYU

- Earned All-Marmonte League honors and was selected to the annual postseason Canyon vs. Coast Classic All-Star game

2015 (SOPHOMORE)

- Had 26 total tackles, 5.5 tackles for loss and three sacks during the season

- Lettered and played in 12 games, starting one
- Returned fumble for TD at Utah State

2014 (FRESHMAN)

- Played in all 13 games making eight tackles, three quarterback hurries, a fumble recovery and an interception
- Recorded his first career interception against Middle Tennessee in the first quarter

2013 (REDSHIRT)

- Member of the scout team



MORONI LAULU-PUTUTAU

SOPHOMORE • WIDE RECEIVER • 6-4 • 211 LBS
HYRUM, UT • MOUNTAIN CREST HS

more-OH-nigh
la-oo-loo
Poo-too-tau

WR
1

PERSONAL

- Served a mission in Antofagasta, Chile

BEFORE BYU

- Totaled 104 receptions for 1,641 yards and 19 TDs and 72 tackles and eight interceptions as a junior and senior
- Played safety, cornerback and wide receiver, ran the ball a few times, threw one pass for 45 yards and fielded punt returns

- Named to the Deseret News 4A All-State first team
- Was also a three-year starter for the Mustang's basketball team.
- All-Valley Player of the Year and Region 5 MVP in basketball and also ran hurdles for the track team

2015 (FRESHMAN)

- Caught six passes for 112 yards and one touchdown, including 95 yards in the Fresno State game
- Played in 10 games and earned letterman honors



LENE LESATELE

JUNIOR • LINEBACKER • 6-2 • 245 LBS *len-ay less-uh-tell-ay*

ARTESIA, CA • GAHR HS



PERSONAL

- Served an LDS Church mission in Naga, Philippines
- Eagle Scout

BEFORE BYU

- Three-time All-League selection and All-Area selection his senior year

2015 (FRESHMAN)

- Notched his first career tackle against Wagner, finishing the game with three total tackles

- Played in four games, earning letterman honors

2012 (FRESHMAN)

- Played in three games

2011 (REDSHIRT)

- Member of the scout team



JONNY LINEHAN

SENIOR • PUNTER • 6-0 • 201 LBS

AUCKLAND, NZ • TAKAPUNA GRAMMAR



PERSONAL

- Married to former BYU soccer player Marrison Nimmer
- Served LDS mission to Australia

BEFORE BYU

- Three-time national champion with BYU rugby

2015 (JUNIOR)

- Lettered and played in 12 games
- Phil Steele's Postseason All-Independent First Team

- Had five punts for 255 yards with two over 60 yards and two downed inside the 20-yard line, averaging 51.0 yards per punt in college football debut at Nebraska

- Booted a 77-yarder in the third quarter against the Cornhuskers, No. 6 on the BYU all-time list for distance

YEAR	GP	PUNTS	YDS	AVG	LNG	IN20	50+	FC	TB	BLK
2015	12	62	2649	42.7	77	20	10	19	3	1



TANNER MANGUM

SOPHOMORE • QUARTERBACK • 6-3 • 215 LBS

EAGLE, ID • EAGLE HS



PERSONAL

- Parents are Michael and Karen
- Served a in the Chile Antofagasta Mission
- Older brother, Parker, also played football at BYU while sister, Meredith, played soccer at Boise State
- Brother Madison played receiver at Idaho State

BEFORE BYU

- No. 1 prospect in the state of Idaho, No. 3 overall QB in the nation and No. 59 overall prospect by Rivals.com
- Rated No. 15 QB by Scout.com
- Co-MVP of Elite 11 Camp and MVP of the Under Armour All-America Game
- 5A Southern Idaho Conference Offensive Player of the Year and named All-State
- Completed a school-record 268 of 393 passes for 3,885 yards and 35 touchdowns as a senior

2015 (FRESHMAN)

- Phil Steele's Postseason All-Independent First Team
- Honorable Mention Freshman All-America - Campus Insiders
- Touchdown Club of Columbus Freshman of the Year
- 2015-16 Male Rookie of the Year at annual Y Awards
- Lettered and played in 13 games, starting 12
- 13th member of the 3,000 yard club at BYU and the first freshman QB to reach that mark
- Set the BYU freshman QB season records: pass attempts, wins by a starting freshman QB, consecutive games with a TD pass and completions along with most passing yards in a game by a freshman QB
- Threw first career touchdown on a Hail Mary with one second left to defeat Nebraska on the road
- Won first NCAA football game he started on a go-ahead TD pass in the final minute of the game vs. Boise State

		Passing										Rushing				
YEAR	GP	EFFIC	COMP	ATT	YDS	Y/A	PCT	LNG	INT	TD	ATT	YDS	Y/A	LNG	TD	
2015	13	136.00	267	446	3377	7.6	59.9	84	10	23	63	-96	-1.5	11	2	



TEVITA MO'UNGA

SOPHOMORE • DEFENSIVE LINEMAN • 6-2 • 322 LBS

MURRIETA, CA • VISTA MURRIETA HS



teh-vee-tah

**DL
98**

BEFORE BYU

- Helped Vista Murrieta advance to section championship with an 11-3 overall and 5-0 league record
- 104 tackles, 17 quarterback hurries, 11.5 TFLs, three FF, 2.5 sacks and one FR in two varsity seasons
- First-team all league and defensive league MVP
- Teammates with BYU LB Tyler Cook in high school

- Also recruited by Washington, Washington State, Utah, Colorado, Vanderbilt, Texas Tech, Baylor and Arizona 2015 (FRESHMAN)
- Played in seven games and lettered as a freshman



SAM MORELL

FRESHMAN • LINEBACKER • 6-1 • 233 LBS

PLANO, TX • PLANO HS

**LB
52**

PERSONAL

- Served a mission in Arcadia, California
- Sister plays volleyball at Nevada

BEFORE BYU

- First Team All-District safety and wide receiver

- Also recruited by Wyoming, Texas State, Dartmouth and Snow College 2015 (REDSHIRT)
- Member of the scout team



KAI NACUA

SENIOR • DEFENSIVE BACK • 6-2 • 208 LBS  *nah-KOO-ah*

PLEASANT GROVE, UT • PLEASANT GROVE HS

**DB
12**

PERSONAL

- Full name is Kaimana
- Majoring in exercise and wellness

BEFORE BYU


- Helped his team to an 11-2 record his senior season 2015 (JUNIOR)
- Phil Steele Postseason All-Independent First Team
- Tied BYU single-game INT record of three vs. Boise St.
- Jim Thorpe DB of the Week (9/16)

- Tied Daniel Sorensen for No. 2 in BYU career INTs (since 2000)
- Tied Jernaro Gilford's single-season INT BYU record
- Set BYU career record in INT return yards 2014 (SOPHOMORE)
- Played in all 13 games, starting in six of them
- Recorded a career-high 14 tackles in the win at Cal 2013 (FRESHMAN)
- Played in eight games and tallied 11 tackles

		Tackles				Sacks		Interceptions			Misc.					
YEAR	GP	SOLO	AST	TOT	TFL/YDS	NO	YDS	INT	YDS	TD	FF	FR	FRYDS	QBH	PBU	BLK
2014	8	9	1	10	2/13	0.0	0	0	0	0	0	0	0	0	2	0
2014	13	30	10	40	3.5/7	0.0	0	2	47	0	0	0	0	0	3	0
2015	12	38	28	66	1/4	0.0	0	6	137	2	0	0	0	2	6	0
TOTALS	33	77	39	116	6.5/24	0.0	0	8	184	2	0	0	0	2	11	0



VA'A NIUMATALOLO

JUNIOR • LINEBACKER • 6-2 • 231 LBS  *vah-ah
nee-oo-mah-tah-lo-lo*
ANNAPOLIS, MD • BROADNECK HS



PERSONAL

- Father, Ken, is head coach of the Navy football team
- Served LDS mission to St. George, Utah

BEFORE BYU

- Helped HS team go 10-3 and obtain No. 13 state ranking

2015 (FRESHMAN)

- Against Wagner, had first career sack
- Played in three games and earned letterman honors

2014 (SOPHOMORE)

- Had first career forced fumble against Memphis in the Miami Beach Bowl

2011 (REDSHIRT)

- Member of the scout team



JJ NWIGWE

SOPHOMORE • OFFENSIVE LINEMAN • 6-5 • 278 LBS
ROCKWALL, TX • ROCKWALL-HEATH HS  *noh-wig-wee*



PERSONAL

- Son of Vaniecy

BEFORE BYU

- Helped team to 10-3 record, 6-1 in district, while reaching the third round of regional playoffs
- District 12-5A First Team Offense All-District
- Recruited by SMU, Colorado, New Mexico State,


Nevada, Kansas, Cal, Navy, Northwestern State and Stephen F. Austin and UNC.

2015 (FRESHMAN)

- Took a few snaps offensive snaps for the first time in his career against Wagner
- Played in three games and lettered as a freshman



BUTCH PAU'U

SOPHOMORE • LINEBACKER • 6-0 • 223 LBS  *pow-oo*
ANAHEIM, CA • SERVITE HS



PERSONAL

- Served in the Honduras Tegulcigalpa Mission

BEFORE BYU

- Named First Team All-State and All-County

2015 (FRESHMAN)

- Played in eight games and earned letterman honors

- Received 2015-16 Floyd Johnson Service Award at annual Y Awards for making a positive impact in the community and among teammates

2012 (REDSHIRT)

- Member of the scout team



COLBY PEARSON

SENIOR • WIDE RECEIVER • 6-0 • 203 LBS
BLACKFOOT, ID • BLACKFOOT HS



PERSONAL

- Likes fishing and the outdoors

BEFORE BYU

- Also played baseball and basketball in high school

2015 (JUNIOR)

- Played in all 13 games and started one

2014 (SOPHOMORE)

- Caught an 81-yard TD pass against Boise State and finished the game with five catches for 109 yards
- Played in nine games and earned letterman honors

2013 (FRESHMAN)

- Saw action in six games and lettered

YEAR	GP	REC	YDS	Y/R	LNG	TD
2013	6	0	0	N/A	0	0
2014	9	16	270	16.9	81	3
2015	13	22	210	9.5	33	1
TOTALS	28	38	480	12.6	81	4



SAWYER POWELL

JUNIOR • DEFENSIVE BACK • 6-1 • 194 LBS
WEST RICHLAND, WA • RICHLAND HS



PERSONAL

- Served an LDS Church mission in Montevideo, Uruguay

BEFORE BYU

- All-Conference linebacker

2015 (SOPHOMORE)

- Member of the scout team

2013 (FRESHMAN)

- Member of the scout team

2012 (REDSHIRT)

- Member of the scout team



ADAM PULSIPHER

SOPHOMORE • LINEBACKER • 6-1 • 227 LBS
TEMECULA, CA • TEMECULA VALLEY HS



PERSONAL

- Served an LDS Church mission in Rancagua, Chile
- Married to Makenzi Pulsipher of BYU women's basketball

BEFORE BYU

- Three-year two-way starter

- US Army All-American Bowl nominee

- Lettered three times in basketball

2015 (FRESHMAN)

- Played in six games and earned letterman honors

2014 (REDSHIRT)

- Member of the scout team



ADDISON PULSIPHER

FRESHMAN • OFFENSIVE LINEMAN • 6-5 • 268 LBS
TEMECULA, CA • TEMECULA VALLEY HS



PERSONAL

- Served in the Uruguay Montevideo Mission
- Brother, Adam, is a linebacker for BYU

BEFORE BYU

- All-Southwestern first-team on offensive line and second-team on defensive line

- Also recruited by Oregon, Colorado State, Missouri, Nebraska and Utah

2013 (REDSHIRT)

- Member of the scout team



STEVEN RICHARDS

SOPHOMORE • TIGHT END • 6-3 • 247 LBS
SANDY, UT • ALTA HS



PERSONAL

- Served an LDS Church mission in New York, New York

BEFORE BYU

- 5A All-State Honorable Mention
- All-Region First Team

2015 (FRESHMAN)

- Suffered a season-ending injury in fall camp

2014 (REDSHIRT)

- Member of the scout team



CREED RICHARDSON

JUNIOR • RUNNING BACK • 6-1 • 244 LBS
PROVO, UT • TIMPVIEW HS



PERSONAL

- Served in the San Jose Costa Rica Mission

2015 (SOPHOMORE)

- Member of the scout team

2014 (FRESHMAN)

- Member of the scout team



BRYAN SAMPSON

SENIOR • TIGHT END • 6-4 • 245 LBS

PLEASANT GROVE, UT • PLEASANT GROVE HS

**TE
85**

PERSONAL

- Older brothers played at Utah State, Utah and Snow
- Younger brother Nate plays at BYU
- Eagle Scout
- Served in the Chile Santiago North Mission

BEFORE BYU

- Ranked the No. 35 tight end in the nation by Rivals
- Caught 33 passes for 418 yards as junior and senior
- Caught game-winning TD in the regional championship game against Riverton
- Honor roll student

2015 (JUNIOR)

- Played in six games before suffering a season-ending injury, earning letterman honors

2014 (SOPHOMORE)

- Played against Houston, Virginia, UNLV and Savannah St.

2013 (FRESHMAN)

- Member of scout team
- Saw time against Idaho State

2012 (REDSHIRT)

- Member of scout team



NATE SAMPSON

SOPHOMORE • TIGHT END • 6-2 • 240 LBS

PLEASANT GROVE, UT • PLEASANT GROVE HS

**TE
93**

PERSONAL

- Served in the California Roseville Mission
- Brother Bryan plays at BYU

BEFORE BYU

- Also played basketball and football in high school

2015 (FRESHMAN)

- Member of the scout team

2012 (REDSHIRT)

- Made a tackle against Notre Dame



RHETT SANDLIN

SOPHOMORE • LINEBACKER • 6-3 • 249 LBS

DRAPER, UT • ALTA HS

**LB
46**

PERSONAL

- Served an LDS mission in the Nashville Tennessee

BEFORE BYU

- Three-year varsity starter

2015 (FRESHMAN)

- Had tackles in the games against Boise State and

UConn

- Played in seven games before a season-ending injury
- Earned letterman honors

2012 (REDSHIRT)

- Member of the scout team



CODY SAVAGE

FRESHMAN • TIGHT END • 6-6 • 252 LBS

LOVELL, WY • LOVELL HS

**TE
95**

PERSONAL

- Co-valedictorian
- Served a mission in Atlanta, Georgia
- Four-year member of the LHS swing choir
- Eagle Scout

BEFORE BYU

- All-conference three years and all-state two years as a defensive end, receiver, punter and kicker
- 2A Northwest Conference Player of the Year and three-year all-state pick in basketball

2015 (FRESHMAN)

- Member of the scout team



MICHAEL SHELTON

SOPHOMORE • DEFENSIVE BACK • 5-8 • 175 LBS
RALEIGH, NC • WAKEFIELD HS



PERSONAL

- One brother and three sisters

BEFORE BYU

- Achieved gold-medal status in the U.S. Track and Field Junior Olympic Championships in the 800 meter
- Also played basketball and ran track

2015 (FRESHMAN)

- Lettered and played in 12 games, starting two
- Had 25 tackles, two tackles for loss and one INT
- Returned 10 punts for 110 yards and a long of 40

2014 (SOPHOMORE)

- Member of the scout team



THOMAS SHOAF

FRESHMAN • OFFENSIVE LINEMAN • 6-5 • 265 LBS
COLUMBUS, IN • COLUMBUS NORTH HS



PERSONAL

- Served in the Hawaii Honolulu Mission

BEFORE BYU

- Named first-team All-State in 2012
- Totaled 30 tackles on defense including 3.0 tackles for

loss on the defensive line as a senior

- Also recruited by Ball State, Indiana, Iowa, Iowa State, Ole Miss, Purdue and Utah

2013 (REDSHIRT)

- Member of the scout team



RICKEY SHUMWAY

FRESHMAN • WIDE RECEIVER • 6-2 • 200 LBS
PROVO, UT • TIMPVUE HS



PERSONAL

- Served in Concepcion, Chile

BEFORE BYU

- First Team All-State wide receiver

- All-Region in basketball

- Also recruited by Weber State, Utah State and Snow

2015 (FRESHMAN)

- Member of the scout team



TALON SHUMWAY

FRESHMAN • WIDE RECEIVER • 6-3 • 202 LBS
SOUTH JORDAN, UT • LONE PEAK HS



PERSONAL

- Served a mission in McAllen, Texas

BEFORE BYU

- First Team Region 4 as a sophomore and junior
- His senior year, he had 1,049 receiving yards with 16 TDs and 21 tackles and two interceptions

- Recruited by Utah, Utah State, Boise State, Oregon, Oregon State and UCLA

- Played basketball for the national champion Knights and was named to the 5A All-State first team

2015 (REDSHIRT)

- Member of the scout team

**MICAH SIMON****SOPHOMORE • WIDE RECEIVER • 6-1 • 189 LBS****DALLAS, TX • BISHOP DUNNE HS****PERSONAL**

- Parents are Michael and Curtique

BEFORE BYU

- Led Bishop Dunne to first TAPPS (Texas Association of Private and Parochial Schools) Division I State Championship in 24 years with 195 passing yards and three touchdowns, including a game-breaking 99-yard TD run

- Named to the TAPPS All-State Division I Second Team
- Recruited by Air Force, Cornell, Grambling, Texas State, Southern Methodist and Southern Mississippi.

2015 (FRESHMAN)

- Notched his first career tackle against Wagner
- Played in two games and lettered as a freshman

**CODY STEWART****JUNIOR • WIDE RECEIVER • 6-3 • 188 LBS****MESA, AZ • MOUNTAIN VIEW HS****PERSONAL**

- Married to wife Hannah
- Served in the Dominican Republic Santo Domingo West Mission

2015 (SOPHOMORE)

- Member of the scout team

- Played in one game
- 2014 (FRESHMAN)**
- Member of the scout team
- 2013 (REDSHIRT)**
- Member of the scout team

**LOGAN TAELE****SENIOR • DEFENSIVE LINEMAN • 6-2 • 299 LBS** 🗣️ *tah-el-ay***COLUMBUS, OH • DIXIE HS****PERSONAL**

- Served an LDS mission to Tucson, Arizona
- Accounting major

BEFORE BYU

- Also lettered in track
- 1st place all-division champion in discus

2015 (JUNIOR)

- Six tackles, one sack and three TFLs vs. Cornhuskers
- Started at nose tackle in place of Tuiloma vs. Boise State
- One of six BYU players with 6.5 or more tackles for loss

- Lettered and played in 13 games and started 11
 - Phil Steele Postseason All-Independent Second Team
- 2014 (JUNIOR)**
- Lettered and played in 12 games, starting in four
 - Recorded career highs for tackles in consecutive games with seven vs Cal followed by eight vs. Memphis
- 2013 (SOPHOMORE)**
- Played in 10 games and lettered
- 2012 (FRESHMAN)**
- Member of the scout team

		Tackles					Sacks		Interceptions				Misc.				
YEAR	GP	SOLO	AST	TOT	TFL/YDS	NO	YDS	INT	YDS	TD	FF	FR	FRYDS	QBH	PBU	SAF	BLK
2013	10	3	0	3	2/12	1.0	9	0	0	0	0	0	0	0	1	0	1
2014	12	15	16	31	2/6	0.0	0	0	0	0	0	0	0	4	2	1	0
2015	13	12	15	27	6.5/18	1.5	10	0	0	0	0	0	0	1	0	0	1
TOTALS	35	30	31	61	10.5/36	2.5	19	0	0	0	0	0	0	5	3	1	2



ERIC TAKENAKA

SENIOR • DEFENSIVE BACK • 5-10 • 210 LBS *tock-uh-nock-uh*
SALT LAKE CITY, UT • SNOW COLLEGE



PERSONAL

- Parents are Lori and Jeff

BEFORE BYU

- All-Western States Football League Defensive First Team and Special Teams Second Team
- Helped Badgers to 8-2 record and No. 8 national

ranking

- Finished second nationally with eight interceptions and led nation in average kick return at 44.1 yards per return
- 2015 (JUNIOR)
- Lettered as a junior



SIONE TAKITAKI

JUNIOR • LINEBACKER • 6-2 • 240 LBS
FONTANA, CA • HERITAGE HS

see-oh-nay
Tock-ee-Tock-ee



PERSONAL

- Is the youngest of seven siblings
- Also played volleyball in high school

BEFORE BYU

- Also played running back in high school, averaging 7.12 yards per carry and scoring 25 TDs in final two seasons
- Totaled 193 tackles over his three-year varsity career

along with 21.5 sacks and 42.5 tackles for loss
 2015 (SOPHOMORE)

- Notched a career high in total tackles (9), solo stops (5) and assisted tackles (4) with two TFLs vs. Cincinnati
 - Played in six games and started two
- 2014 (FRESHMAN)
- Played in 11 games and lettered as a freshman

YEAR	GP	SOLO	AST	TOT	TFL/YDS	NO	YDS	INT	YDS	TD	FF	FR	FRYDS	QBH	PBU	BLK
2014	11	15	4	19	4/27	3.0	25	0	0	0	1	1	0	3	0	0
2015	6	11	10	21	7/29	3.5	23	0	0	0	0	1	0	2	0	0
TOTALS	17	26	14	40	11/56	6.5	48	0	0	0	1	2	0	5	0	0



MERRILL TALIAULI

SOPHOMORE • DEFENSIVE LINEMAN • 6-2 • 293 LBS
SALT LAKE CITY, UT • EAST HS

tall-ee-Ah-oo-lee



PERSONAL

- Served a mission in Federal Way, Washington

BEFORE BYU

- All-State offensive lineman

- Also recruited by Utah, Utah State, Boise State, Idaho State, Arizona and Stanford

2013 (FRESHMAN)

- Played in eight games and lettered



LEROY TANOAI

FRESHMAN • OFFENSIVE LINEMAN • 6-4 • 306 LBS
SHERMAN OAKS, CA • NOTRE DAME HS

tah-no-ah-ee



PERSONAL

- Served a mission in Suva, Fiji
- Half brother of former BYU DL T.J. Sitake and head coach Kalani Sitake

BEFORE BYU

- Played his freshman season at Pleasant Grove in Utah before moving to California midway through the year

- Also recruited by Utah, UCLA, Hawaii, Washington and Nebraska

- All-Serra League Second Team and All-Area Football First Team Offense as a senior

2015 (REDSHIRT)

- Member of the scout team



KESNI TAUSINGA

JUNIOR • DEFENSIVE LINEMAN • 6-1 • 309 LBS
PLEASANT GROVE, UT • PLEASANT GROVE HS

kez-nee
tau-Sing-ah

DL
94

PERSONAL

- Served in the Suva Fiji Mission for the LDS Church
- ### BEFORE BYU
- Two-time state football champion
 - Three-time All-American and two-time state champion wrestler

2015 (SOPHOMORE)

- Played in 11 games and earned letterman honors

2014 (FRESHMAN)

- Played in two games against Texas and Savannah State totaling a tackle, .5 tackles for loss and .5 sacks



SAE TAUTU

SENIOR • LINEBACKER • 6-4 • 245 LBS sigh tau-too
ALPINE, UT • LONE PEAK HS

LB
31

PERSONAL

- Father played football for Utah
- Served in the Washington Tacoma Mission

BEFORE BYU

- Defensive MVP at 2009 All-Polynesian Camp in Bountiful
- Led Lone Peak to a 9-3 record and 5-1 league mark
- Also lettered in wrestling and played rugby

2015 (JUNIOR)

- Played in 13 games and started six
- Earned letterman honors as a junior
- Phil Steele Postseason All-Independent Second Team

2014 (SOPHOMORE)

- Played in 12 games, starting in one

2013 (FRESHMAN)

- Saw action in eight games

2010 (REDSHIRT)

- Member of the scout team

YEAR	GP	SOLO	AST	TOT	TFL/YDS	NO	YDS	INT	YDS	TD	FF	FR	FRYDS	QBH	PBU	BLK
2013	8	1	1	2	0.5/2	0.0	0	0	0	0	0	0	0	0	0	0
2014	12	6	4	10	1.5/3	0.0	0	0	0	0	0	0	0	0	0	0
2015	13	24	14	38	9/31	4.0	18	0	0	0	0	0	0	3	0	0
TOTALS	33	31	19	50	11/36	4.0	18	0	0	0	0	0	0	3	0	0



TRAVIS TUILOMA

SENIOR • DEFENSIVE LINEMAN • 6-3 • 301 LBS Too-ee-Low-mah
TOPEKA, KS • WASHBURN HS

DL
91

PERSONAL

- Speaks Samoan
- LDS mission to Western Samoa

BEFORE BYU

- Consensus First-Team All-State selection
- No. 13 recruit out of Kansas according to Rivals.com
- 2010 Kansas Shrine Bowl All-Star
- Also lettered and qualified for state in wrestling twice

2015 (JUNIOR)

- Phil Steele Preseason All-Independent Second Team
- Named to Outland and Nagurski Trophy Watch Lists

- Had career highs in total tackles (9) and solo stops (5) vs. Utah State

- Played in nine games and started eight, lettering

2014 (SOPHOMORE)

- Played in all 13 games, starting in 11
- College Sports Madness All-Independent Second Team

2011 (FRESHMAN)

- Played in all 13 games

2010 (REDSHIRT)

- Member of the scout team

YEAR	GP	SOLO	AST	TOT	TFL/YDS	NO	YDS	INT	YDS	TD	FF	FR	FRYDS	QBH	PBU	BLK
2011	13	8	4	12	1.5/4	0.0	0	0	0	0	0	0	0	0	1	0
2014	13	19	8	27	6/18	0.0	0	0	0	0	0	0	0	2	0	0
2015	9	11	14	25	2.5/17	2.5	17	0	0	0	0	0	0	2	0	1
TOTALS	35	38	26	64	10/39	2.5	17	0	0	0	0	0	0	4	1	1



MORGAN UNGA

SOPHOMORE • LINEBACKER • 6-5 • 205 LBS Dong-gah
OGDEN, UT • BONNEVILLE HS



PERSONAL

- Served LDS mission in Richmond, Virginia
- Brother plays football at Weber State

BEFORE BYU

- Also recruited by Weber State and SUU

2015 (FRESHMAN)

- Played in seven games and earned letterman honors

2012 (REDSHIRT)

- Member of the scout team



FRED WARNER

JUNIOR • LINEBACKER • 6-4 • 227 LBS
SAN MARCOS, CA • MISSION HILLS HS



PERSONAL

- Parents are Laura and Fred

BEFORE BYU

- Named All-California First Team by USA Today
- Named Cal-Hi Sports All-State First Team

2015 (SOPHOMORE)

- Played in all 13 games, started 12 and lettered
- Phil Steele Postseason All-Independent First Team

2014 (FRESHMAN)

- Played in 10 games and lettered
- Returned an interception 20 yards for a touchdown against Boise State
- Made at least five tackles vs. Utah State and UCF

YEAR	GP	SOLO	AST	TOT	TFL/YDS	NO	YDS	INT	YDS	TD	FF	FR	FRYDS	QBH	PBU	BLK
2014	10	17	7	24	1/7	0.0	0	1	20	1	0	0	0	0	1	0
2015	13	46	21	67	11.5/40	4.0	20	2	27	0	0	4	7	1	1	0
TOTALS	23	63	28	91	12.5/47	4.0	20	3	47	1	0	4	7	1	2	0



BRAD WILCOX

SENIOR • OFFENSIVE LINEMAN • 6-7 • 310 LBS
EDMOND, OK • NORTH HS



PERSONAL

- Served in the California San Bernardino Mission
- Broadcast journalism major and English minor

BEFORE BYU

- All-State
- Also recruited by Tulsa, Washington, Kansas State, Oklahoma State, Boise State, Washington and Texas Tech

2015 (JUNIOR)

- Played in all 13 games and started 12

- Lettered as a junior
- Phil Steele Postseason All-Independent Second Team

2014 (SOPHOMORE)

- Played in all 13 games for 20th rushing offense in the nation

2013 (FRESHMAN)

- Played in all 13 games and started vs Utah State

2012 (REDSHIRT)

- Member of the scout team



JAMAAL WILLIAMS

SENIOR • RUNNING BACK • 6-2 • 220 LBS

FONTANA, CA • SUMMIT HS



PERSONAL

- Born in Rialto, California
- Mother was a sprinter at UCLA
- Also recruited by Boise State, Arizona State, Utah, Idaho, San Diego State, UCLA, Oregon and New Mexico State

BEFORE BYU

- Coached by Troy Barile
- Helped Summit High to a CIF Division Championship
- CIF offensive MVP and All-CIF first team
- League offensive MVP and All-league first team
- Also lettered in track

2015 (REDHSIRT)

- Did not play in 2015

2014 (JUNIOR)

- Became the sixth all-time rusher at BYU with his 49 yards against Middle Tennessee passing Luke Staley
- Rushed for 102 yards on 16 carries against Utah State
- Rushed for 139 yards and two TDs against Houston
- Named to watch lists for the Maxwell Award, the CFP Running Back Trophy and Doak Walker Award
- Phil Steele Preseason All-Independent First Team
- College Sports Madness All-Independent Second Team

2013 (SOPHOMORE)

- Named to the Doak Walker Award watch list
- Preseason All-Independent Third Team (College Sports Madness)
- Carried the ball 33 times for 144 yards at Virginia
- Rushed for 182 yards against Texas (9/7)

- Named College Football Performance Awards Honorable Mention Running Back of the Week (9/7, 11/18, 12/2)
 - Recorded his first touchdown of the season to go along with 86 yards in win over Georgia Tech
 - Tallied two TDs and 83 yards at Houston
 - Rushed for 107 yards in win vs Boise State
 - Scored three touchdowns in win over Idaho State
 - FBS Indep. Offensive Player of the Week (11/18, 12/2)
 - Named College Sports Madness Independent Offensive Player of the Week (11/18 and 12/2)
 - Rushed for a new career-high 219 yards on 15 carries in win over Nevada
 - Earned first team All-Independent honors by College Sports Madness for the second consecutive year
 - Named to FBS All-Independent Team
 - Phil Steele All-Independent First Team
- ### 2012 (FRESHMAN)
- Played in every game and started eight
 - Had 166 carries for 775 yards and 12 touchdowns (the most carries, yards and touchdowns by a BYU true freshman)
 - Season-high 28 carries and four total touchdowns (three rushing, one receiving) at Georgia Tech
 - Season-high 155 rushing yards against Hawai'i
 - Season-long 49 yard rush against Idaho
 - Had 27 receptions for 315 yards and one touchdown
 - Pulled down season-high seven catches vs. Notre Dame
 - Season-long 39-yard catch at Georgia Tech
 - Had six games with over 100 all-purpose yards

YEAR	GP	REC	YDS	Y/R	LNG	TD	ATT	YDS	Y/A	LNG	TD
2012	13	27	315	11.7	39	1	166	775	4.7	49	12
2013	12	18	125	6.9	15	0	217	1233	5.7	70	7
2014	7	8	47	5.9	28	0	109	518	4.8	31	4
TOTALS	33	29	218	7.5	25	3	243	1267	5.2	53	13



JAKE ZIOLKOWSKI

SENIOR • WIDE RECEIVER • 6-1 • 200 LBS  *zil-kow-ski*
ISLAND LAKE, IL • WAUCONDA HS



PERSONAL

- Parents are Kurt and Gretchen
- Eagle Scout

BEFORE BYU

- Recruited by Northwestern, Indiana, Air Force
- Lettered all four years in football and was team captain
- All-Conference (four years) and All-Area (two years)
- Coached by former BYU tight end Dave Mills and former wide receiver Glen Kozlowski
- Also lettered in baseball

2015 (JUNIOR)

- Caught his first career reception for 7 yards against Wagner, finishing with two catches for 20 yards
- Played in 12 games and started one

- Earned letterman honors

2014 (SOPHOMORE)

- Played in nine games

2013 (FRESHMAN)

- Member of the scout team

2012 (REDSHIRT)

- Member of the scout team



KALANI SITAKE

BYU HEAD FOOTBALL COACH

Kalani Sitake (pronounced kah-lah-nee see-tah-kay) was named head coach overseeing the BYU football program on December 19, 2015, by director of athletics Tom Holmoe.

Sitake is the 14th head coach in BYU history. He comes to BYU from Oregon State, where he served as assistant head coach and defensive coordinator.

A former Cougar running back (1994, 1997-2000), Sitake returns to his alma mater with 15 years of coaching experience, including seven years as a defensive coordinator and four seasons as an assistant head coach.

Prior to serving as assistant head coach and defensive coordinator at Oregon State in 2015, Sitake spent 10 seasons at the University of Utah. He started at Utah in 2005 as the linebackers coach and was promoted to defensive coordinator in 2009 before also being named assistant head coach in 2012.

Sitake has coached several Pac-12 and Mountain West Conference honorees, including Morris Trophy winners Star Lotulelei (2011) and Nate Orchard (2014). He also helped mentor 14 NFL Draft picks during his time at Utah, including 12 all-league players and three freshmen All-Americans. He helped the Utes win seven of eight bowl games during his tenure.

Sitake began his coaching career in 2001 as the defensive backs and special teams coach at Eastern Arizona before becoming a defensive graduate assistant at BYU in 2002. Sitake then joined the staff at Southern Utah where he coached running backs, tight ends and offensive line during the 2003 and 2004 seasons.

Born in Nuku'alofa, Tonga, and raised in Laie, Hawai'i and Provo, Utah, Sitake becomes the first FBS head football coach of Tongan descent. He is the 14th head coach in BYU history, and just the fourth since 1972, when Hall of Fame coach LaVell Edwards took over the program.

Sitake began his BYU playing career in 1994 prior to serving a two-year mission for The Church of Jesus Christ of Latter-day Saints to Oakland, California. After returning and redshirting in 1997, Sitake was a three-year starter at fullback for the Cougars from 1998-2000 under Edwards.

He was named BYU's Football Scholar Athlete of the Year in 1998, Impact Player of the Year in 1999, along with team captain and the most valuable running back in 2000. He signed a free agent contract with the Cincinnati Bengals in 2001, but was forced to retire due to an injury.

Sitake graduated from BYU in 2000 with a bachelor's degree in English. He and his wife Timberly have three children, Skye, Sadie and Kelaokalani (KK).



"I'm honored, excited and humbled by the opportunity to lead the BYU football program. I'm grateful for everything BYU gave me as a player. It's a dream come true for me to return home."

-Kalani Sitake



“I think it's very special. It really is, especially a guy like Kalani. He's just a great choice.”

*-LaVell Edwards,
former BYU head coach
on Sitake hiring*

KALANI SITAKE SNAPSHOT

Pronunciation: kah-lah-nee see-tah-kay

SITAKE COACHING EXPERIENCE

2015-16	BYU	Head Coach
2015	Oregon State	Assistant HC/DC
2012-14	Utah	Assistant HC/DC/Linebackers
2009-12	Utah	Def. Coordinator/LB
2005-08	Utah	Linebackers
2004	Southern Utah	Offensive Line/TE
2003	Southern Utah	Running Backs/TE
2002	BYU	GA-Defense
2001	Eastern Arizona	Defensive Backs/Sp. Teams

Notables

- 13 All-Conference players at Oregon State and Utah
- 14 NFL Draft picks
- 3 Freshmen All-Americans
- Won 7 of 8 bowl games at Utah

NFL Draft Picks coached by Sitake

- Star Lotulelei (1st Rd, Carolina)
- Koa Misi (2nd Rd, Miami)
- Eric Rowe (2nd Rd, Philadelphia)
- Nate Orchard (2nd Rd, Cleveland)
- Jeremiah Poutasi (3rd Rd, Tennessee)
- Keith McGill (4th Rd, Oakland)
- Robert Johnson (5th Rd, Tennessee)
- Stevenson Sylvester (5th Rd, Pittsburgh)
- Brandon Burton (5th Rd, Minnesota)
- Spencer Toone (5th Rd, Tennessee)
- Kaelin Clay (6th Rd, Tampa Bay)
- R.J. Stanford (7th Rd, Carolina)
- Joe Kruger (7th Rd, Philadelphia)
- Trevor Reilly (7th Rd, New York Jets)

- 1994, 1997-2000 BYU fullback
- Team captain 2000
- Signed with Cincinnati Bengals in 2001

Education/Family

- Bachelor of Arts - English (2000)
- Married to Timberly Friddle
- 3 children: Skye, Sadie, Kalaokalani
- Birthplace: Nuku'alofa, Tonga
- Hometown: Laie, Hawai'i and Provo, Utah
- LDS Mission: Oakland, California

**BYU FOOTBALL STAFF****ED LAMB****ASSISTANT HEAD COACH/SAFETIES/
SPECIAL TEAMS COORDINATOR****ALMA MATER: BYU, 1996****COACHING EXPERIENCE**

- **BYU:** Assistant Head Coach (2015-present)
- **SOUTHERN UTAH:** Head Coach (2008-15)
- **SAN DIEGO:** Defensive Backs, Special Teams & Recruiting Coordinator (2005-07)
- **IDAHO:** Defensive Coordinator (2003-03)
- **BYU:** Defensive Graduate Assistant - Linebackers (2001)
- **REDLANDS:** (1997-2000) Defensive Coordinator (1998-00), Defensive Line (1997)

COACHING HIGHLIGHTS

- Two-time Eddie Robinson Award finalist for national coach of the year
- Named the American Football Coaches Association Region 5 Coach of the Year in 2015
- Took an SUU program mired in a 19-game losing skid back in 2008 and turned the Thunderbirds into Great West Conference champions in 2010
- SUU advanced to the FCS playoffs for the first time in program history in 2013, a feat accomplished again by Lamb's 2015 Big Sky championship team
- Lamb's teams have ranked year-in and year-out among the nation's top FCS programs in passing, pass efficiency, total offense, receiving yards, scoring offense, punt returns, punting and tackles for loss
- T-Birds also ranked No. 1 in the Big Sky Conference in scoring defense in 2013 and 2015
- Had more than 100 all-conference recognitions and several All-American selections during his tenure, producing some of the best players in T-Bird history, including NFL products Nick Miller (WR) Tysson Poots (WR), Dewayne Lewis (CB), Dion Turner (CB), Tyree Mills (CB), Cody Larsen (DT), and San Diego Chargers draft pick Brad Sorensen, SUU's career leader in passing yards
- The 2015 SUU team had two players drafted in the NFL: Miles Killebrew (SS) - fourth round, 111 overall and LeShaun Sims (CB) - fifth round, 157th overall, while James Cowser (DE) signed with the Raiders and Quarterback Ammon Olsen, who broke Sorensen's SUU single-season passing yards record in 2015 was invited to the Indianapolis Colts rookie camp.
- Helped guide USD to three consecutive Pioneer League championships as well as back-to-back NCAA Division I-AA Mid-Major National Championships in 2005 and 2006
- Lamb worked under Mike Maynard at Redlands, Tom Cable at Idaho and Jim Harbaugh at San Diego
- Served as graduate assistant defensive coach on BYU's 2001 team, working with linebackers when the Cougars went 12-2 and won the Mountain West Conference title

PLAYING EXPERIENCE

- **BYU:** 1994-96
- **RICKS COLLEGE:** 1993-94

EDUCATION

- **BYU (1996):** B.A. Education
- **REDLANDS (1998):** M.A. Education Counseling

FAMILY

- Wife is Sarah and has three daughters: Anna, Amelia and Summer, and one son, Edward



Coach Sitake
on Ed Lamb:

"He is an experienced head coach with expertise coaching both sides of the ball as well as special teams. I value my great relationship with Ed and I'm looking forward to working closely with him at BYU."



BYU FOOTBALL STAFF

OFFENSIVE COORDINATOR/QB COACH **TY DETMER**

ALMA MATER: BYU, 1991

COACHING EXPERIENCE

- **BYU: Offensive Coordinator (2015-present)**
- **ST. ANDREWS EPISCOPAL SCHOOL: Head Coach (2011-2015)**

COACHING CAREER HIGHLIGHTS

- Following NFL career, Detmer has been coaching Texas high school football at St. Andrews Episcopal School near Austin, Texas
- Took over the small private high school program and led the team to its best season to date in 2015 with an 8-1 record
- Turned around a winless team as St. Andrews has improved in win percentage each year under Detmer from records of 3-7, 3-6, 4-5, 5-3 and now 8-1 most recently as his 2015 squad outscored opponents 43.4 to 10.2

NFL PLAYING CAREER HIGHLIGHTS

- Spent 14 years in the NFL with five different teams, and was widely recognized for his mentoring role with quarterback teammates including Brett Favre, Tim Couch, Michael Vick and Matt Schaub
- Drafted by the Green Bay Packers in the ninth round of the 1992 NFL draft where he spent four years as the backup to Brett Favre before signing with the Philadelphia Eagles in 1996
- Became the Eagles starting QB later in 1996 and posted a 4-0 record in his first four starts
- Finished the '96 season with 2,911 yards and 15 touchdowns, leading Philadelphia to a 7-4 record and an NFC playoff appearance while posting a passer rating of 80.8 to rank No. 4 among NFC quarterbacks that season
- Joined former BYU quarterback Steve Young for one season in 1998 with San Francisco 49ers
- Filling in for an injured Young, threw for 276 yards and three scores to beat Carolina Panthers 25-23
- As a member of the 1999 Cleveland Browns, mentored rookie Tim Couch and started two games before missing the 2000 season due to injury
- NFL career continued with the Detroit Lions for three seasons from 2001-03, and then he moved on to the Atlanta Falcons where he mentored Michael Vick and Matt Schaub
- During his career, Detmer played in 54 games and totaled 6,351 yards and 35 touchdowns.

BYU PLAYING CAREER HIGHLIGHTS

- College Football Hall of Fame inductee
- Played quarterback for the Cougars from 1987-1991
- Heisman Trophy winner in 1990 with 5,188 yards, 41 TDs and an efficiency rating of 155.89
- Recipient of the Maxwell Award and Sammy Baugh Trophy
- Two-time Davey O'Brien Award winner and consensus All-American in 1990 and 1991 as the nation's top quarterback
- Holds BYU career records for passing yards, touchdowns and total offense among others
- Playing under LaVell Edwards, Detmer threw for 15,031 passing yards, which currently ranks fifth in NCAA history and his 121 career touchdown passes is tied for seventh in the NCAA record books
- Threw for more than 4,000 yards in each of his sophomore, junior and senior seasons, including a school-record 5,188 yards in 1990
- Kicked off his Heisman campaign early in the season in 1990 with a 28-21 win over the defending national champion No. 1 Miami Hurricanes in Provo, throwing for 406 yards and three touchdowns in the historic victory

EDUCATION

- BYU (1991): B.A. Recreation Administration

FAMILY

- Wife is Kim and they have four daughters, Kaili, Aubri Mayci and Rylii.
- Brother Koy played QB at Colorado and NFL while father, Sonny is a long time HS coach in Texas. His nephew Koy Detmer Jr., is a QB at BYU.



Coach Detmer on coaching at BYU:

"My family and I are extremely excited to be part of the football program at BYU again. I feel it is the right time to make a move and jump in head first. I couldn't be more excited."



BYU FOOTBALL STAFF

'TLAISA TUIAKI DEFENSIVE COORDINATOR/

LINEBACKERS COACH

ALMA MATER: Southern Utah University, 1996

COACHING EXPERIENCE

- **BYU:** Defensive Coordinator & Linebackers (2015-present)
- **OREGON STATE:** Linebackers & Special Teams (2015)
- **UTAH:** (2012-14) Def. Line (2013-14) Fullbacks, Tight Ends (2012)
- **UTAH STATE:** (2009-11) Running Backs (2011), Running Backs & Special Teams (2009-10)
- **UTAH:** Defensive Graduate Assistant (2008)
- **KEARNS HS:** (2006-07) Offensive Coordinator (2007), Receivers & Outside

Linebackers (2006)

COACHING HIGHLIGHTS

- Nominee for the Broyles Award in 2013 for the nation's top assistant coach—the only non-coordinator to receive such recognition
- Top-five finalist in 2014 for the Football Scoop Defensive Line Coach of the Year honor
- Coached four Pac-12 postseason honorees at Utah, including first teamers Nate Orchard in 2014 and Trevor Reilly in 2013
- Orchard was also named the Morris Trophy recipient as the Pac-12's top lineman and the nation's top defensive end by winning the Ted Hendricks Award before being selected by the Cleveland Browns in the second round of the 2015 NFL draft
- Under Tuiaki, Utah led the nation in overall sacks in 2014 with 55 and was sixth for average tackles for loss per game at 7.9 after ranking second in sacks per game in 2013 at 3.25
- At Utah State, served as the running backs coach and special teams and recruiting coordinator from 2009-11
- Helped the Aggies finish sixth nationally in rushing (282.7 yards per game) as running back Robert Turbin was named the 2011 WAC Offensive Player of the Year, rushing for 1,517 yards and a school-record 19 touchdowns
- Two Utah State running backs were drafted during Tuiaki's time as the position coach, including Turbin and Michael Smith

PLAYING EXPERIENCE

- Played running back at Southern Utah and Snow College

EDUCATION

- SUU (1996): B.A. English and Physical Education
- Snow College (1994)

LDS MISSION: New York City

FAMILY: Wife is Viola, and they have six children, sons Laveatu'u, Lolo and Hilamani, and daughters Uini, Leisinia and Heilala



Coach Tuiaki on coaching at BYU:

"I am excited to be back home. I've always been a fan and tied to the BYU program growing up just down the street from the stadium. I'm grateful to the Oregon State family and for Coach Andersen and everything he's done for my career. I am really looking forward to this new opportunity to work with Kalani and help the great young men at BYU reach their goals."



BYU FOOTBALL STAFF

OFFENSIVE LINE COACH **MIKE EMPEY**

ALMA MATER: BYU, 1995

COACHING EXPERIENCE

- **BYU:** *Offensive Line (2015-present), Tight Ends (2001-04), Offensive Tackles & Tight Ends (2000), Graduate Assistant (1994-96)*
- **AMERICAN FORK HS:** *Offensive Coordinator (2012-14)*
- **SNOW COLLEGE:** *Head Coach (1999)*
- **UNLV:** *Tight Ends (1997-98)*

COACHING CAREER HIGHLIGHTS


- Coached NFL draft picks at BYU: Tevita Ofahegaue, Doug Jolley, Spencer Nead, Dustin Rykert and Dennis Pitta
- Also coached NFL players Daniel Coats and Gabe Reid
- Helped Snow College to 7-3 season and led nation in passing offense
- Coached American Fork to state title game in 2014 that went 11-3

BYU PLAYING CAREER HIGHLIGHTS

- Protected current offensive coordinator Ty Detmer in 1987 and 1991
- A four-year letterwinner, helped BYU to bowl games all four years
- Part of BYU offense that was top-10 nationally in total offense from 1991-93
- Earned All-WAC academic honors a junior and senior, served as team captain as a senior and earned All-WAC honors in 1993
- Signed free agent NFL contract with Dallas Cowboys

LDS MISSION: San Jose, California

FAMILY: Wife is Stephanie and they have four children



Coach Sitake on Coach Empey:
"Mike understands and is part of the great tradition of offensive line play here at BYU. He has head coaching experience and his knowledge of football and technique will be huge in helping us continue to progress in the direction we are going on the offensive side of the ball."

RUNNING BACKS COACH **RENO MAHE**

ALMA MATER: BYU, 2015

COACHING EXPERIENCE

- **BYU:** *Running Backs (2016-present)*

NFL PLAYING CAREER HIGHLIGHTS

- Spent five seasons in the NFL for the Philadelphia Eagles
- Played in Super Bowl XXXIX as a member of the 2004 NFC Championship team
- Led the NFL in punt return average in 2005

COLLEGE PLAYING CAREER HIGHLIGHTS

- One of the best all-purpose players in Cougar history, totaling 166 receptions for eighth all-time, 2,163 receiving yards for 13th and is 11th in all-purpose yards with 3,417
- Best season was as a junior in 2001 when he led the Mountain West Conference with 91 receptions, 1,211 yards and nine touchdowns, earning all-conference honors
- Named a Junior College Gridwire Second Team All-American in a stint at Dixie College where he led the nation in receiving with 57 receptions, 1,387 yards and 19 touchdowns

COACHING CAREER HIGHLIGHTS

- Has coached at various football camps across the country since 2007, including the Ty Detmer Camp
- Serves on the Polynesian Football Hall of Fame Board of Directors and has served on the Boys and Girls Club Board of Directors

FAMILY: Mahe, who has eight children, is married to former BYU volleyball freshman All-American Sunny Tonga



Coach Mahe on coaching at BYU:
"It is very humbling to have this opportunity. I'm excited to return to this unique and great university, and I'm grateful for the chance to contribute to the BYU football program coaching running backs."



BYU FOOTBALL STAFF

BEN CAHOON WIDE RECEIVERS COACH



Coach Sitake on Coach Cahoon:

"Ben is one of the most prolific receivers in CFL history and has a great football mind. He is an excellent football tactician and teacher and is passionate about helping the young men in our program."

ALMA MATER: BYU, 1998

COACHING EXPERIENCE

- **BYU:** *Receivers Coach (2016-present, 2011-12)*

COACHING HIGHLIGHTS

- Coached BYU all-time leading receiver Cody Hoffman to his best collegiate season with 100 receptions, 1,248 yards in 2012
- Hoffman finished career with 260 receptions, 3,612 yards and 33 receiving touchdowns

PROFESSIONAL EXPERIENCE

- Inducted into the Canadian Football Hall of Fame in 2014
- Played in the Canadian Football League for 13 years and is the league's all-time receptions leader with 1,017 receptions
- Played entire career in Montreal, helping the Alouettes to three Grey Cup titles
- CFL Grey Cup career leader with 46 receptions and 658 yards and was a 10-time division all-star in the CFL

BYU PLAYING CAREER HIGHLIGHTS

- Academic All-American and team captain in 1997 and led BYU in receiving with 931 receiving yards on 57 receptions
- All-WAC Second Team and College Sporting News All-American honorable mention in 1997 and was a member of the 1996 Cotton Bowl championship team

EDUCATION: BYU (1998): B.A. Pre-Physical Therapy

LDS MISSION: Philadelphia

FAMILY: Married to the former Kimberli Herbert and they have four daughters: McKelle, Kylee, Camri and Hallie

STEVE CLARK TIGHT ENDS COACH



Coach Sitake on Coach Clark: "Steve is authentic, extremely organized and a tireless worker who will coach our tight ends."

ALMA MATER: BYU, 1992

COACHING EXPERIENCE

- **BYU:** *Tight Ends (2016-present), G.A. w/offensive line & special teams (2005-07)*
- **WEBER STATE:** *Offensive Coordinator & Quarterbacks (2014-15)*
- **SUU:** *Offensive Coordinator, Quarterbacks (2008-13)*
- **UTAH:** *Defensive Assistant (2004), Director of Operations (2002)*
- **SAINT MARY'S:** *Passing Game Coordinator (2003),*
- **PROVO HS:** *(1994-2000) Offensive Coordinator (1997-00), Assistant (1994-96)*

COACHING HIGHLIGHTS

- Helped Weber State to its first winning season in five years, going 6-5 in 2015
- Had 10 players earn Big Sky All-Conference honors during his two years at Weber State, including first-team Walter Camp All-America offensive line selection Joe Hawkins
- Directed SUU offense its first FCS playoff berth in school history in 2013
- Quarterback Brad Sorensen and wide receiver Tysson Poots each earned Great West Conference Offensive MVP honors at SUU. Sorensen finished his career with several SUU passing records and was drafted in the 2012 NFL Draft by the San Diego Chargers while Poots was a two-time All-American and the school's all-time leader in receptions, receiving yards and touchdowns.

EDUCATION

- BYU (1992): B.A. Communications

MISSION: Lima, Peru

FAMILY: He and his wife Suzanne have four children



BYU FOOTBALL STAFF

DEFENSIVE LINE COACH **STEVE KAUFUSI**

ALMA MATER: BYU, 1994

COACHING EXPERIENCE

- **BYU: Defensive Line (2002-present)**
- **UTAH: (1994-2001) Defensive Ends (1997-01), Defensive Line (1995-96), Graduate Assistant (1994)**

COACHING CAREER HIGHLIGHTS

- Defensive line unit in 2015 posted 19.5 sacks, contributing to program-best 40 sacks for the season
- Helped Bronson Kaufusi to senior season of 11 sacks and 20 tackles for loss
- Coach on No. 3 ranked defense in 2012 (266.1 yards per game), with No. 2 rushing defense (86.92 ypg)
- Coached No. 5 NFL draft pick and Pro Bowler Ezekiel "Ziggy" Ansah
- Led BYU defensive line as part of the No. 13 overall defense in 2011 and No. 19 rushing defense
- Helped BYU rank No. 24 in total defense in 2010
- Coached defensive line that contributed to the No. 10 scoring defense in the country in 2006, the No. 9 rush defense and scoring defense and No. 10 total defense in the nation in 2007 and the No. 21 rush defense in the country in 2009
- Coached three-time All-MWC honoree and Super Bowl winner Brady Poppinga (2001-04), all-time MWC sack leader Jan Jorgensen (2006-09) and All-MWC First Teamer Vic So'oto (2005-10)

PLAYING CAREER HIGHLIGHTS

- Drafted in the 12th round by the Philadelphia Eagles in 1988
- Played for the London Monarchs of the World League of American Football (1992)
- All-WAC honorable mention as a DL at BYU in '87 and an All-conference player at Dixie College in '84

EDUCATION: BYU (1992): B.A. Communications

LDS MISSION: Tonga

FAMILY: Married to Michelle Garrick and they have five children, including former players Alexis (BYU basketball), Bronson (BYU football) and current player Corbin Kaufusi (BYU basketball)



Coach Kaufusi on coaching at BYU:

"I'm grateful and excited to coach here at BYU. Coach Sitake is a leader and has a great vision for the program and I am happy to be a part of it."

CORNERBACKS COACH **JERNARO GILFORD**

ALMA MATER: BYU, 2004

COACHING EXPERIENCE

- **BYU: Cornerbacks (2016-present)**
- **SUU: Secondary (2014-15)**
- **WHITTIER COLLEGE: Graduate Assistant Cornerbacks & Special Teams (2012-13)**

COACHING CAREER HIGHLIGHTS

- SUU's defense had 20 interceptions for No. 3 in the FCS in 2015 and ranked No. 9 in opponent pass efficiency rating (102.5), an improvement from 111th in 2014
- Coached two Big Sky All-Conference first teamers in cornerback LeShaun Sims and safety Miles Killebrew in 2015, and both NFL draft picks in 2016. Killebrew was selected to play in the Reese's Senior Bowl while Sims participated in the East-West Shrine game.

BYU PLAYING CAREER HIGHLIGHTS

- Played in 37 games at corner with 28 starts, totaling 10 career interceptions with his best year in 2001 when he earned first-team All-MWC honors and started all 14 games including the Liberty Bowl against No. 22 Louisville
- Totaled 56 tackles and led the team with six picks, returning them 131 yards, including a 50-yard interception return against Utah to seal BYU's 24-21 victory in 2001
- In 2001, his six interceptions ranked tied for No. 6 in the nation
- Entered junior season with preseason All-America accolades and named the 15th-best corner by Phil Steele

FAMILY: Wife is Brittany, and they have one son, Jernaro, Jr.



Coach Gilford on coaching at BYU:


"I'm really looking forward to this opportunity to come back to BYU, where I played college football, and contribute once again to such a great program."



BYU FOOTBALL STAFF

NU'U TAFISI

DIRECTOR OF FOOTBALL STRENGTH AND CONDITIONING



Coach Sitake on Coach Tafisi: "Nu'u gets the most out of his athletes and I know he will help our team be tough and prepared. I'm excited to have him leading our strength and conditioning program."

ALMA MATER: CALIFORNIA, 1996

COACHING EXPERIENCE

- **BYU:** Director of football strength and conditioning (2016-present)
- **USC:** Strength and conditioning assistant coach (2015)
- **Uta:h:** Strength and conditioning assistant coach (2012-14)
- **Boise State:** Strength and conditioning graduate assistant (2011)
- **Cal:** Strength and conditioning intern (2010)

PLAYING CAREER HIGHLIGHTS

- Played two seasons with the Seattle Seahawks after signing free agent deal
- Started 24 of 25 games at Cal in 2005-06
- Totaled 70 tackles and nine sacks during his two seasons at defensive end with the Bears
- Played on the 2005 team that defeated BYU in the Las Vegas Bowl
- Earned second team All-Pac 10 recognition both seasons
- Awarded the Cal's Joe Roth Award for courage, attitude and sportsmanship as a senior
- Played two years at Mt. San Antonio Junior College
- Was a JC All-American in 2004 after totaling 16 sacks and 23 tackles for loss

EDUCATION

- B.A. California, Berkeley (2006)
- Master's in kinesiology, Boise State (2013)

MISSION: Samoa

FAMILY: Married and has two children



JD FALSLEV

GRADUATE ASSISTANT - OFFENSE

- Played at BYU from 2009-13
- BYU career leader in punt return average (9.6 yards)
- Caught 103 passes for 933 yards and 7 touchdowns in his career
- Totaled 484 kick return yards and 856 punt return yards with 2 punts returned for touchdowns



JAN JORGENSEN

GRADUATE ASSISTANT - DEFENSE

- Played at BYU from 2005-09
- BYU's career sack leader (since 2000) with 30 sacks
- Three-time All-MWC First Team Selection
- Started every game of his career (39)



HARVEY UNGA

GRADUATE ASSISTANT - OFFENSE

- Played at BYU from 2006-10
- BYU's all-time leading rusher with 3,455 yards
- Spent 2010-13 with the Chicago Bears
- MWC Freshman of the Year (2007)
- Three 1,000-yard rushing seasons




VINCE FEULA

GRADUATE ASSISTANT - DEFENSE

- Played at BYU from 2004-05
- Also played DL at Arizona and Cerritos JC
- Earned JC All-America honors as a sophomore
- Played in 22 games at BYU, starting 10 at nose tackle

BYU FOOTBALL STAFF



RUSSELL TIALAVEA
DIRECTOR OF
FOOTBALL OPERATIONS



TEVITA OFAHENGAUE
DIRECTOR OF
RECRUITING OPERATIONS



JACK DAMUNI
DIRECTOR OF PLAYER
PERSONNEL



JASEN AH YOU
DIRECTOR OF FOOTBALL
ATHLETIC RELATIONS



SIONE KINIKINI
DIRECTOR OF PLAYER
DEVELOPMENT



MICK HILL
DIRECTOR OF
EQUIPMENT OPERATIONS



ERROL SEAVER
FOOTBALL VIDEO AND
TECHNOLOGY COORDINATOR



NATE BURK
COMPLIANCE COORDINATOR



JUSTIN MCCLURE
FOOTBALL STRENGTH AND
CONDITIONING COACH



AJ MIDDLETON
FOOTBALL STRENGTH AND
CONDITIONING COACH



LIA BARLOW
EXECUTIVE ASSISTANT



CLAY AUCOIN
FINANCIAL ASSISTANT



STEVE PINCOCK
HEAD FOOTBALL TRAINER



BRETT MORTENSEN
SPORTS MEDICINE
REHAB COORDINATOR



TREVOR WILSON
DIRECTOR OF STUDENT
ATHLETE ACADEMIC CENTER



JIM HAMBLIN
FOOTBALL ACADEMIC
ADVISOR



There are 21 former BYU football players on the football and athletic administration staff. Members of the staff were part of Cougar teams that won the 1980 "Miracle Bowl," the 1984 National Championship, Heisman Trophy, 1996 Cotton Bowl along with many other accolades.

Tom Holmoe	DB	1978-82	Athletic Director
Kalani Sitake	RB/FB	1994, 97-00	Head Football Coach
Chad Lewis	TE	1993-96	Assoc. AD/Development
Lee Johnson	P	1980-84	Asst. Development Director
Robbie Bosco	QB	1981-85	Varsity Club/Development
Fui Vakapuna	RB	2002-03, 06-08	Assistant to the AD
Ed Lamb	LB/DE	1994-96	Asst. HC/Safeties
Ty Detmer	QB	1987-91	Offensive Coordinator/QBs
Steve Kaufusi	DL	1985-87	Defensive Line
Mike Empey	OL	1987, 91-93	Offensive Line
Ben Cahoon	WR	1995-97	Wide Receivers
Reno Mahe	RB	1998-99, 01-02	Running backs
Jernaro Gilford	DB	1999-03	Cornerbacks
Russell Tialavea	DL	2005-09, 12	Director of Football Operations
Tevita Ofahengauae	TE	1997-00	Director of Recruiting Operations
Jack Damuni	DB	1993-94	Director of Player Personnel
Vince Feula	DL	2004-05	Graduate Assistant/Defense
JD Falslev	WR	2009-13	Graduate Assistant/Offense
Jan Jorgensen	DL	2005-09	Graduate Assistant/Defense
Harvey Unga	RB	2006-09	Graduate Assistant/Offense
Hebron Fangupo	DL	2011	Recruiting Assistant

2016 ADMINISTRATION

TOM HOLMOE

Director of Athletics

Tom Holmoe was named Director of Athletics at Brigham Young University on March 1, 2005. He oversees a nationally recognized program with 21 intercollegiate sports, involving more than 600 student-athletes and a 150-person staff.

Since Holmoe's appointment, BYU has captured 99 conference regular-season or post-season championships, and over 200 student-athletes have earned All-America status. Under his tutelage, both the football and men's basketball teams have enjoyed tremendous success. BYU earned a bowl invitation 11 years running, while the men's basketball program put together a string of 11 consecutive 20-win seasons and has made the postseason every year, including a NCAA Sweet-16 run in 2011.

A former Cougar defensive back from 1978-82, Holmoe returned to BYU in July 2001 as Associate Athletics Director for Development. As part of his responsibilities, he supervised the Cougar Club, served as the department's liaison with the LDS Foundation, served on the BYU Alumni Association Board of Directors and worked on the capital campaign to raise funds for the university's new athletic facilities. Holmoe was appointed to the NCAA Division I men's basketball selection committee in 2014.

A native of La Crescenta, Calif., Holmoe came to BYU on a football scholarship in 1978. He earned first-team All-WAC honors as a senior in 1982 and was selected in the fourth round of the 1983 NFL Draft by the San Francisco 49ers. Over a seven-year NFL career, he played on three Super Bowl championship teams with the 49ers in 1984, 1988 and 1989.

After retiring from professional football, Holmoe returned to BYU to serve as a graduate assistant under LaVell Edwards from 1990-91 and later accepted an offer from Bill Walsh to become the Stanford secondary coach in 1992, where he remained for two seasons. In 1994, he returned to the 49ers as defensive backfield coach for two seasons, where he earned a fourth Super Bowl ring. Two years later Holmoe joined the University of California staff as defensive coordinator and later became the head coach from 1997-2001.

Holmoe graduated from BYU with a degree in Zoology in 1983 and received a master's degree from BYU in Athletic Administration in 1995. He and his wife, Lori, have four children and three grandchildren.



BRIAN SANTIAGO
Sr. Associate AD/Operations



LIZ DARGER
Associate AD/SWA



DALLAN MOODY
Associate AD/Finance



CHAD LEWIS
Associate AD/Development



DUFF TITTLE
Associate AD/Communications



DAVID ALMODOVA
Assistant AD/Marketing (Football)



BRIGHAM YOUNG UNIVERSITY

BYU'S HISTORY

The 1875 establishment of the Brigham Young Academy offered an academically stimulating and gospel-oriented education to 29 students. The one-acre school grounds presided over by Karl G. Maeser have since developed into 560 acres and about 300 buildings. The foundation of the University thrives with the fourfold focus of being 1) spiritually strengthening, 2) intellectually enlarging, 3) character building, leading to 4) lifelong learning and service.

Brigham Young University provides an outstanding education in an atmosphere consistent with the standards and principles of its sponsor, The Church of Jesus Christ of Latter-day Saints.

BYU MISSION STATEMENT

The mission of Brigham Young University--founded, supported and guided by The Church of Jesus Christ of Latter-day Saints--is to assist individuals in their quest for perfection and eternal life. That assistance should provide a period of intensive learning in a stimulating setting where a commitment to excellence is expected and the full realization of human potential is pursued.

All instruction, programs and services at BYU, including a wide variety of extra-curricular experiences, should make their own contribution toward the balanced development of the total person. Such a broadly prepared individual will not only be capable of meeting personal challenges and change but will also bring strength to others in the tasks of home and family life, social relationships, civic duty and service to mankind.

BYU's faculty, staff, students and administrators should be anxious to make their service and scholarship available to The Church of Jesus Christ of Latter-day Saints in furthering its work worldwide. In an era of limited enrollments, BYU can continue to expand its influence both by encouraging programs that are central to the Church's purposes and by making its resources available to the Church when called upon to do so.

We believe the earnest pursuit of this institutional mission can have a strong effect on the course of higher education and will greatly enlarge Brigham Young University's influence in a world we wish to improve.



KEVIN J. WORTHEN
University President

Kevin J. Worthen began serving as the 13th president of Brigham Young University on May 1, 2014. He previously served as BYU's advancement vice president and as dean of its J. Reuben Clark Law School, where he was the Hugh W. Colton Professor of Law.

MATTHEW O. RICHARDSON
Advancement Vice President

Matthew O. Richardson was appointed on May 14, 2014. He will oversee athletics, University Communications, BYU Broadcasting, alumni, external relations and philanthropy.





BRIGHAM YOUNG UNIVERSITY



DISTINGUISHED FACULTY

Faculty members hold advanced degrees from universities around the world. Their achievements are compelling and wide-ranging as they pursue consequential research work that is making a real difference. Alleviating hunger worldwide through more efficient agriculture, finding low-pollution energy alternatives and making significant contributions to the strengthening of families are among their many pursuits. Faculty members are regularly called upon to head national and international professional organizations and to consult with corporate and governmental entities. Above all, these high-principled men and women share an unmatched devotion to bringing the best possible education to their students.

PREPARATION FOR THE FUTURE

A strong curriculum delivered by outstanding faculty is key to the academic excellence of BYU graduates. From business management to nursing, from the humanities to engineering, the University's 11 colleges -- supported by comprehensive offerings from religious education -- continue to be internationally recognized for the quality of their education and the professional preparation they provide. In addition to the challenging course work and hands-on research, numerous programs offer academic and service outreach opportunities. Study abroad centers, distance-learning courses and worldwide performing arts tours are a few of the offerings that enrich BYU's academic experience.

BYU IN TOP RANKINGS

1. Accounting Program
Bloomberg Businessweek
1. Best university to work for
Forbes/Glassdoor 2014
1. Best-value private law school
National Jurist 2015
2. Undergraduate entrepreneurship
Entrepreneur 2016
2. Master of accountancy program
Public Accounting Report 2014
3. Accounting program
U.S. News and World Report 2015
3. Graduates with the least debt
U.S. News and World Report 2015
5. Graduates who go on to earn doctorates
Survey of Earned Doctorates, National Opinion Research Center
7. Graduate entrepreneurship
Entrepreneur 2016
11. Top graduates, rated by recruiters
Wall Street Journal
13. Undergraduate business programs
Bloomberg Businessweek 2014
15. Best-value college
Money 2015
16. Best-value school
U.S. News and World Report 2015
21. MBA program
Forbes 2015
27. MBA program
Bloomberg Businessweek 2015
29. Study abroad programs
Department of State 2014
34. Undergraduate business programs
U.S. News and World Report 2015
38. Law school
U.S. News and World Report 2016





MISSIONARY SERVICE

Brigham Young University is owned and operated by The Church of Jesus Christ of Latter-day Saints. The missionary emphasis of the Church is perhaps one of its most recognized characteristics. Since the organization of the Church in 1830, over one million missionaries have served.

The Church operates 418 missions around the world in over 150 nations, speaking over 160 languages. A mission covers a geographic area and has a central headquarters. Each is presided over by a mission president, who is called from the ranks of the Church membership to serve for a period of three years. The mission president directs the work of the missionaries assigned to his mission.

Over 74,000 missionaries representing The Church of Jesus Christ of Latter-day Saints are currently serving proselytizing missions. Most of the Church's proselytizing missionaries are young men and women between the ages of 18 and 26. Senior couples also have opportunities to serve missions.

Missionaries work long hours—seven days a week for two years (18 months for women) and other extended periods of time for couples—teaching the gospel of Jesus Christ and participating in community service.

In addition, over 31,000 individuals (including couples) are given special service assignments and considered Church-service missionaries. Health specialists and doctors go to developing countries where the Church's health services program teaches preventive care. Craftsmen, artisans and construction supervisors train members in local building projects. Agricultural experts train people to produce food more effectively and economically. Other mission assignments include education, family history research and leadership training.

The missionaries pay their own way, occasionally with assistance from friends and family who donate money to the Church to pay for their personal expenses. When his or her assignment is completed, the missionary returns home to pursue vocational, academic or other personal goals. Aside from their brief orientation at a missionary training center, missionaries receive little formal training for their ministry. Missionary preparation comes primarily from personal study and, in many cases, from examples taught in the home from childhood.

The Church of Jesus Christ of Latter-day Saints was officially organized on April 6, 1830 with six members. Today, congregations of the Church are found in more than 160 nations and territories. With more than 15.6 million members, it is one of the fastest growing religions in the world and one of the largest Christian churches in the United States.

The Church of Jesus Christ of Latter-day Saints is Christian, but is neither Catholic nor Protestant. Rather, it is a restoration of the original church established by Jesus Christ. For more information on the beliefs of the Church of Jesus Christ of Latter-day Saints, visit www.lds.org.



Quarterback Taysom Hill served two years in Australia before enrolling at BYU. With the age requirement being 19 until 2012, many players in the past had played or redshirted a freshman season and then served. In October of 2012 the church announced the age requirement would now be 18, so many players now choose to serve before enrolling, allowing them to have four or five consecutive seasons with the program.



COUGAR CLUB



WELCOME TO THE CLUB

With the donations and support of nearly 5,000 members nationwide, the Cougar Club has helped BYU build one of America's strongest collegiate athletic programs. Through its fund-raising and promotional mission, the Cougar Club is ensuring the future success of BYU athletics.

Loyal Cougar Club members across America are building the foundation for BYU's future athletic victories. The changing nature of collegiate athletics means that to compete at the highest levels, BYU must raise more money every year. The costs associated with being one of the nation's top programs continue to rise dramatically. With that challenge in mind, the support of the Cougar Club and its members becomes an even more important key to the future growth of BYU athletics.

"The BYU donors and fans make all the difference," says Cougar Club Director Michael Middleton. "For our teams to continue to achieve national prominence, the Cougar Club needs to continue to grow."

FUNDING

Cougar Club donations are used for many vital projects, including:

- Funding the entire athletic program's recruiting expenses, helping BYU coaches to attract some of the world's premier athletes to Provo, Utah.
- Building new facilities including the Indoor Practice Facility, Student Athlete Building and Miller Baseball/Softball complex.
- Supporting the Student Athlete Academic Center, which includes sponsoring academic tutoring for student athletes, providing laptop computers for the athletes to use when traveling and sustaining an endowment that provides spring/summer and post-eligibility scholarships that assist current and former athletes to finish their degrees.

MEMBER BENEFITS

There is a Cougar Club membership level for every fan who wants to help BYU continue to build a strong athletic tradition. Individuals and businesses annually make tax-deductible Cougar Club contributions of between \$60 and \$2,500 or more based on their financial ability to give and the athletic benefits they want to receive. To acknowledge the generosity of Club members, the athletic department makes a number of benefits available to Club members, including priority seating, parking passes and Club events. However, the greatest benefit of membership is knowing that the Cougar Club is helping BYU athletics continue to be one of the nation's top collegiate athletic programs.

COUGAR CLUB BENEFITS

- Seating priority for home and away sporting events, bowl games and postseason tournaments
- Tax deduction
- Parking passes
- Cougar Club Newsletter and athletic publications
- Monthly luncheons with BYU coaches and athletes
- Invitation to annual Y-Awards Banquet
- Privileges for Club events and Club travel
- Annual "Meet the Team" football event
- Discounts on exclusive BYU merchandise and commemorative memorabilia
- Cougar Club nights at Olympic sporting events
- Pregame event at home football games in Cougar Room at LaVell Edwards Stadium



COUGAR CLUB



BYU FOOTBALL 2016

LAVELL EDWARDS STADIUM

"YOU GUYS WILL AGREE THAT [LAVELL EDWARDS] STADIUM IS ONE OF THE PRETTIEST SETTINGS OF COLLEGE FOOTBALL. THIS STADIUM IS JUST UNBELIEVABLE."

— KIRK HERBSTREIT
ESPN COLLEGE FOOTBALL ANALYST

LAVELL EDWARDS STADIUM

CAPACITY: 63,470

CONSTRUCTED: 1960 (COUGAR STADIUM)

EXPANDED: 1982

RENAMED: 2000, AFTER HALL OF FAME COACH LAVELL EDWARDS' RETIREMENT

PLAYING SURFACE: NATURAL GRASS

ELEVATION: 4,338





FOOTBALL FACILITIES

PICTURE PERFECT

With its 63,470-seat capacity, new video walls and immaculate press boxes, LaVell Edwards Stadium is home to legendary BYU football. Since its expansion in 1982, the stadium has consistently ranked among the nation's top 30 in attendance every year. Some of the stadium's well-known features include a box-bowl seating configuration, a grass playing surface and a four-level press box.

THE FIELD

The field is covered with a sand-based natural turf capable of draining eight inches of rain per hour. The well-kept grass field is consistently deemed one of the best in the country.

EXPANSION/SEATING CAPACITY

As a result of increased seating demands, BYU made yet another renovation in 1982, adding stands to the north and south end zones, lowering the field eight feet and removing the track surrounding the field (which hosted the 1967 and 1975 NCAA Track and Field Championships). The stadium expansion increased the seating capacity to over 65,000. The crowd of 64,253 that gathered for BYU's first game in the expanded stadium on September 25, 1982 was reportedly "the largest gathering ever in Utah history" at the time. In 2003 BYU added a luxury "Club Seating" area to the east stands taking the capacity of Edwards Stadium down to 64,045. In 2010 and 2011 BYU created additional wheelchair access inside the stadium, which reduced the capacity by 575 seats to 63,470.





LAVELL EDWARDS STADIUM ATTENDANCE

YEARLY ATTENDANCE (1987-2015)

Year	Gm	Home	Avg.	Total
2015	6	351,191	56,992	740,900
2014	6	342,842	57,141	616,563
2013	6	367,349	61,225	661,813
2012	6	366,965	61,161	643,887
2011	7	421,858	60,265	670,655
2010	6	368,283	61,380	642,535
2009	6	385,416	64,236	626,495
2008	6	384,613	64,102	657,439
2007	6	386,980	64,497	645,653
2006	6	363,146	60,524	595,587
2005	6	349,222	58,204	590,549
2004	6	350,849	58,475	529,022
2003	6	369,003	61,500	643,737
2002	6	373,055	62,176	587,062
2001	6	362,699	60,450	596,980
2000	6	363,711	60,619	639,249
1999	6	391,111	65,185	545,105
1998	6	376,210	62,702	697,281
1997	6	389,362	64,894	548,246
1996	7	440,576	62,939	701,529
1995	6	371,780	61,963	555,256
1994	6	364,913	60,819	619,046
1993	6	392,676	65,446	566,617
1992	6	390,476	65,079	638,626
1991	6	394,978	65,830	689,029
1990	6	396,011	66,002	610,054
1989	6	392,252	65,375	567,994
1988	6	386,774	64,462	621,337
1987	6	391,335	65,223	603,745

TOP 10 STADIUM CROWDS (AFTER 2003 STADIUM MODIFICATIONS)

Date	Opponent	Attendance
Sept. 4, 2004	Notre Dame	65,251
Nov. 24, 2007	Utah	64,749
Oct. 24, 2009	TCU	64,641
Sept. 1, 2007	Arizona	64,525
Oct. 20, 2007	Eastern Washington	64,522
Sept. 22, 2007	Air Force	64,502
Nov. 22, 2003	Utah	64,486
Nov. 3, 2007	Colorado State	64,441
Nov. 19, 2005	Utah	64,312
Nov. 28, 2009	Utah	64,301

LAVELL EDWARDS STADIUM HOME RECORD (1964-2015)

2015	6-0	1989	5-1
2014	4-2	1988	6-0
2013	5-1	1987	4-2
2012	5-1	1986	4-2
2011	6-1	1985	5-1
2010	5-1	1984	6-0
2009	4-2	1983	5-0
2008	6-0	1982	4-1
2007	6-0	1981	4-1
2006	6-0	1980	6-0
2005	3-3	1979	5-0
2004	3-3	1978	4-1
2003	1-5	1977	5-0
2002	4-2	1976	5-1
2001	6-0	1975	3-2
2000	4-2	1974	4-1
1999	4-2	1973	3-3
1998	6-0	1972	3-2
1997	4-2	1971	1-3
1996	7-0	1970	3-2
1995	4-2	1969	4-1
1994	4-2	1968	0-5
1993	3-3	1967	5-0
1992	4-2	1966	4-2
1991	6-0	1965	3-1
1990	6-0	1964	3-2
Total 226-70			

TOP 5 STADIUM CROWDS (BEFORE 2003 STADIUM MODIFICATIONS)

Date	Opponent	Attendance
Oct. 16, 1993	Notre Dame	66,247
Sept. 8, 1990	Miami	66,235
Nov. 17, 2001	Utah	66,149
Nov. 18, 1989	Utah	66,110

BEST ATTENDANCE NON-POWER 5 CONFERENCE (2015)

School	Attendance
1. Notre Dame (Ind.)	80,795
2. BYU (Ind.)	58,532
3. Temple (AAC)	44,159
4. Memphis (AAC)	43,802
5. East Carolina (AAC)	43,274

FOOTBALL FACILITIES




EQUIPMENT AND LOCKER ROOMS

The 75-yard-long locker room is patterned after the NFL's Philadelphia Eagles. There is also a special locker room for former BYU players who want to train in Provo during the offseason.

TRAINING FACILITIES

Sponsored by Dynatronics, this area features a rehabilitation room and a hydro area with a cold pool, a hot tub with power jets, a treadmill pool with two cameras and a doctor's office. Trainers provide electrical stimulation and ultra sound treatments as well as bikes, treadmills and Cybex machines.



STRENGTH AND CONDITIONING CENTER

The football team's Strength and Conditioning Center is conveniently located with easy access from the football locker room in the Student Athlete Building and to the team's practice fields. Most of the equipment was custom built by Free Motion and is sponsored by Icon Health and Fitness. With a new 2,500 square foot addition under construction in the summer of 2016, the facility features 20 full power racks with platforms as well as reverse hypers, Tomahawk spinning bikes and TVs, Nordic Track incline trainers, Versacclimbers, Scifit upper body bikes, Woodway force treadmills, H/P Cosmos treadmills with Pneu Weight devices, vibratory boards, a step mill, dumbbell areas and a medicine ball wall. Another new addition perched above the Strength and Conditioning Center from a second-floor overlook will be a new players' lounge for the team.



STUDENT ATHLETE ACADEMIC CENTER

Tutors and mentors work through these offices. Athletes have access to computers, an interactive classroom, multiple study areas and a large quiet room. Also on staff are a sports psychologist and a nutritionist.

LEGENDS GRILLE

Fans, coaches and athletes can view TV screens, a ticker tape with world wide sports scores or view specialty events on a projection screen while catching a bite to eat.



INDOOR PRACTICE FACILITY

The IPF is 106,000 square feet and among its features are two artificial turf fields (55 yards & 65 yards), retractable goalposts on each end, a sideline staging facility for offensive linemen and four batting cages. The indoor surface is field turf and the building features four video platforms located 40 feet above the playing surface. The IPF serves as an indoor practice arena for the football, soccer, golf, baseball and softball teams and a variety of other sports programs, including extramurals and intramurals.



2016 BYU FOOTBALL SCHEDULE



Saturday Sept. 3 vs. Arizona



Saturday Sept. 10 at Utah



Saturday Sept. 17 UCLA



Saturday Sept. 24 vs. West Virginia



Friday Sept. 30 Toledo



Saturday Oct. 8 at Michigan State



Friday Oct. 14 Mississippi State



Thursday Oct. 20 at Boise State



Saturday Nov. 5 at Cincinnati



Saturday Nov. 12 Southern Utah



Saturday Nov. 19 UMass



Saturday Nov. 26 Utah State



Wednesday Dec. 21 Poinsettia Bowl[^]

2016 SCHEDULE NOTES

97-57

COMBINED OPPONENT
RECORD

.629

WINNING PERCENTAGE
AMONG OPPONENTS

10

OPPONENTS WHO WENT TO
A BOWL GAME IN 2015

7

PHIL STEELE
RANKED TOUGHEST 2016
SCHEDULE

6

GAMES AGAINST POWER 5
OPPONENTS

6-4

OPPONENT RECORD FOR
2015 BOWL TEAMS

44-31

COMBINED 2015 RECORD
AMONG TEAMS COMING TO
PROVO IN 2016

5,527

TOTAL TRAVEL MILES FOR
ROAD/NEUTRAL GAMES

5,696

TOTAL TRAVEL MILES FOR
TEAMS VISITING PROVO

1,926

MILES FOR BYU'S
LONGEST ROAD TRIP TO
FEDEX FIELD (WVU)

2,028

MILES FOR LONGEST TRIP
FOR OPPONENT (UMASS)



GAME 1 - vs. ARIZONA
SATURDAY, SEPTEMBER 3
UNIVERSITY OF PHOENIX STADIUM
GLENDAL, ARIZONA
TV: FS1 TIME: 7:30 P.M. PT



DID YOU KNOW?

From 1962 to 1977, BYU and Arizona were members of the WAC. During that 16-year stretch, the Cougars captured four WAC football titles, while the Wildcats won conference titles in 1964 and 1973.

2016 SCHEDULE

Sept. 3 vs. BYU
 Sept. 10 Grambling State
 Sept. 17 Hawaii
 Sept. 24 Washington
 Oct. 1 at UCLA
 Oct. 8 at Utah
 Oct. 15 USC
 Oct. 29 Stanford
 Nov. 5 at Washington State
 Nov. 12 Colorado
 Nov. 19 at Oregon State
 Nov. 25 Arizona State

WILDCATS INFO

Location Tucson, Ariz.
 Stadium Arizona Stadium
 Capacity 56,029
 Surface FieldTurf
 Colors Cardinal and Navy
 Nicknames Wildcats
 Founded 1885
 Conference Pac-12
 President Ann Weaver Hart
 Enrollment 42,236
 Athletic Director ... Greg Byrne

COACHING STAFF

Rich Rodriguez ... Head Coach
 Years at Arizona... Entering 5th
 Record at Arizona.....33-20
 Years as D1HC 14
 Overall D1HC Record .108-68
 Calvin Magee... Associate HC/
 Co-Off. Coord./RBs
 Rod Smith Co-Off. Coord./QB
 Marcel Yates...Def. Coord./LBs
 Jahmile Addae..... Safeties
 Tony Dews.....Receivers
 Vincent Amey .. Defensive line
 Donte Williams... Cornerbacks
 Jim Michalczik... Offensive line
 Charlie Ragle... Tight Ends/SP
 Teams

SERIES INFORMATION

Record vs. Arizona: 9-12-1
 In Tucson: 5-8-1
 Neutral Sites: 0-1
 In Provo: 4-3
 Last Meeting: Dec. 20, 2008
 Result: Arizona won, 31-21

TEAM INFORMATION

2015 Record7-6
 Pac-12 Rec.3-6
 Final Ranking..... N/A
 Last Bowl...2015 New Mexico
 Bowl

Offensive system Multiple
 Spread
 Defensive system..... 3-3-5

SPORTS INFORMATION

Media Relations: Blair Willis
 Office Phone: (520) 621-4163
 SID Fax: (521) 621-2681
 Press Box: (520) 621-9393
 E-mail: bmv23@email.arizona.edu
 Website: www.arizonawildcats.com

GAME 2 - at UTAH
SATURDAY, SEPTEMBER 10
RICE-ECCLES STADIUM
SALT LAKE CITY, UTAH
TV: FOX TIME: 5:30 P.M. MT



DID YOU KNOW?

Utah coach Kyle Whittingham and BYU athletic director Tom Holmoe were teammates at BYU during the 1978-81 seasons. Both were starters on defense at linebacker and defensive back.

2016 SCHEDULE

Sept. 1 Southern Utah
 Sept. 10 BYU
 Sept. 17 at San Jose State
 Sept. 23 USC
 Oct. 1 at California
 Oct. 8 Arizona
 Oct. 15 at Oregon State
 Oct. 22 at UCLA
 Oct. 29 Washington
 Nov. 10 at Arizona
 Nov. 19 Oregon
 Nov. 26 at Colorado

UTES INFO

Location . Salt Lake City, Utah
 Stadium . Rice-Eccles Stadium
 Capacity 45,807
 Surface FieldTurf
 Colors Red and White
 Nicknames Utes
 Founded 1850
 Conference Pac-12
 President... David W. Pershing
 Enrollment 31,673
 Athletic Director Chris Hill

COACHING STAFF

Kyle Whittingham Head Coach
 Years at Utah Entering 12th
 Record at Utah.....95-46
 Years as D1HC Same
 Overall D1HC Record Same
 Dennis Erickson .. Asst. HC/RB
 Morgan Scalley Def. Coord./Saf.
 Jim Harding Co-Off. Coord./OL
 Aaron Roderick Co-Off.
 Coord./QB
 Sharrieff Shah Co-Sp. Tms.
 Coord./CBs
 Justin Ena Co-Sp. Tms. Coord./LBs
 Lewis Powell Def. Line
 Guy Holliday .. Wide Receivers
 Fred Whittingham Jr. . Tight Ends

SERIES INFORMATION

Record vs. Utah: 31-55-4
 In Salt Lake City: 16-35-3
 Neutral Sites: 0-1
 In Provo: 15-19-1
 Last Meeting: Dec. 19, 2015
 Result: Utah won, 35-28

TEAM INFORMATION

2015 Record10-3
 Pac-12 Rec.6-3
 Final Ranking..... 16/17
 Last Bowl2015 Las Vegas
 Bowl

Starters returning..... 15
 Starters lost..... 11
 Offensive system Spread
 Defensive system..... 4-3

SPORTS INFORMATION

Media Relations: Liz Abel
 Office: (801) 581-3510
 SID Fax: (801) 581-4358
 Press Box: (801) 581-4783
 E-mail: label@hunstan.utah.edu
 Website: www.utahutes.com



GAME 3 - UCLA

SATURDAY, SEPTEMBER 17
LAVELL EDWARDS STADIUM
PROVO, UT
TV: TBA TIME: TBA



DID YOU KNOW?

This will be BYU's fourth time hosting UCLA in Provo. The last time BYU handed the Bruins a 59-0 loss back in 2008 behind Max Hall's seven touchdowns, which tied a record for TDs thrown in a game.

2016 SCHEDULE

Sept. 3 at Texas A&M
Sept. 10 UNLV
Sept. 17 at BYU
Sept. 24 Stanford
Oct. 1 Arizona
Oct. 8 at Arizona State
Oct. 15 at Washington State
Oct. 22 Utah
Nov. 3 at Colorado
Nov. 12 Oregon State
Nov. 19 USC
Nov. 26 at California

BRUINS INFO

Location Pasadena, Calif.
Stadium Rose Bowl
Capacity 91,136
Surface Grass
Colors Blue and Gold
Nicknames Bruins
Founded 1919
Conference Pac-12
Chancellor Gene Block
Enrollment 40,500
Athletic Director Dan Guerrero

COACHING STAFF

Head Coach Jim Mora Jr.
Years at UCLA Entering 5th
Record at UCLA 37-16
Years as D1HC Same
Overall D1HC Record Same
Def. Coord. Tom Bradley
Off. Coord./RBs Kennedy Polamalu
Sen. Assoc. HC/TES Rip Scherer
Assoc. HC/Run coord./OL
Adrian Klemm
Def. Line/Rec/ Coord. Angus McClure
Wide Receivers Eric Yarber
QB/Pass coord. Marques Tuiasosopo

LBs/SP. Tms Coord. Scott White
Assist. HC/DBs Demtrice Martin

SERIES INFORMATION

Record vs. UCLA: 3-8
In Pasadena: 1-4
Neutral Sites: 1-1
In Provo: 1-3
Last Meeting: Sept. 19, 2015
Result: UCLA won, 24-23

TEAM INFORMATION

2015 Record 8-5
Pac-12 Rec. 5-4
Final Ranking N/A
Last Bowl 2015 Foster Farms Bowl
Offensive system Multiple
Defensive system Multiple

SPORTS INFORMATION

Media Relations: Steve Rourke
Office Phone: (310) 206-8187
SID Fax: (310) 825-8664
Press Box: (626) 397-4210
E-mail: srourke@athletics.
ucla.edu
Website: www.uclabruins.com

GAME 4 - vs WEST VIRGINIA

SATURDAY, SEPTEMBER 24
FEDEX FIELD
LANDOVER, MD
TV: TBA TIME: TBA



DID YOU KNOW?

This will be the furthest away game for BYU this season. FedEx Field, the neutral site where the two teams will face, is 1,926 miles from LaVell Edwards Stadium, all the way in Greater Landover, Maryland.

2016 SCHEDULE

Sept. 3 Missouri
Sept. 10 Youngstown State
Sept. 17 vs. BYU
Sept. 24 Kansas State
Oct. 15 at Texas Tech
Oct. 22 TCU
Oct. 29 at Oklahoma State
Nov. 5 Kansas
Nov. 12 at Texas
Nov. 19 Oklahoma
Nov. 26 at Iowa State
Dec. 3 Baylor

MOUNTAINEERS INFO

Location Morgantown, W.Va.
Stadium Milan Puskar Stadium
Capacity 60,000
Surface FieldTurf
Colors Gold and Blue
Nicknames Mountaineers
Founded 1867
Conference Big 12
President Gordon Gee
Enrollment 31,514
Athletic Director. Shane Lyons

COACHING STAFF

Head Coach.. Dana Holgerson
Years at WVU Entering 6th
Record at WVU 36-28
Years as D1HC Same
Overall D1HC Record Same
Def. Coord./LBs .. Tony Gibson
Off. Coord/TE/FBs Joe Wickline
Cornerbacks Blue Adams
Safeties Matt Caponi
Offensive Line Ron Crook
Def./Sp. Tms Mark Scott
Running backs .. Ja'Juan Seider
Defensive line Bruce Tall

SERIES INFORMATION

Record vs. WVU: First meeting
In Morgantown: N/A
Neutral Sites: N/A
In Provo: N/A
Last Meeting: N/A
Result: N/A

TEAM INFORMATION

2015 Record 8-5
Big 12 Rec. 4-5
Final Ranking N/A
Last Bowl .. 2016 Cactus Bowl
Starters returning 14
Starters lost 12
Offensive system Spread
Defensive system Odd front

SPORTS INFORMATION

Media Relations: Mike Montoro
Office: (304) 293-2821
SID Fax: (304) 293-4105
Press Box: (304) 293-3799
E-mail: mike.montoro@mail.
wvu.edu
Website: www.wvusports.com



GAME 5 - TOLEDO

FRIDAY, SEPTEMBER 30

LAVELL EDWARDS STADIUM

PROVO, UT

TV: TBA TIME: TBA



DID YOU KNOW?

The Rockets are one of five teams that the Cougars will play for the first time this season. Other first time opponents are West Virginia, Michigan State, Southern Utah and UMass.

GAME 6 - at MICHIGAN STATE

SATURDAY, SEPTEMBER 24

SPARTAN STADIUM

EAST LANSING, MICHIGAN

TV: TBA TIME: TBA



DID YOU KNOW?

The Spartans appeared in the CFP Semifinals in 2015, falling to Alabama. This is the first time BYU will play a team that has participated in the CFP, which began in 2014.

2016 SCHEDULE

Sept. 3 at Arkansas State
 Sept. 10 Maine
 Sept. 17 Fresno State
 Sept. 30 at BYU
 Oct. 8 at Eastern Mich.
 Oct. 15 Bowling Green
 Oct. 22 Central Michigan
 Oct. 27 Ohio
 Nov. 2 at Akron
 Nov. 9 at Northern Illinois
 Nov. 16 Ball State
 Nov. 25 at Western Michigan

ROCKETS INFO

Location Toledo, Ohio
 Stadium Glass Bowl
 Capacity 26,244
 Surface FieldTurf
 Colors Midnight blue and gold
 Nicknames Rockets
 Founded..... 1872
 Conference..... MAC
 President..... Sharon Gaber
 Enrollment..... 18,848
 Athletic Director..Mike O'Brien

COACHING STAFF

Head Coach..... Jason Candle
 Years at Toledo ... Entering 1st
 Record at Toledo..... 1-0
 Years as D1HC Same
 Overall D1HC Record ... Same
 Def. Coord./DL... Brian George
 Off. Coord./QBs .. Brian Wright
 Running backs..... Marquel Blackwell
 TE/Sp. Tms..... Robby Discher
 Offensive Line..... Mike Hallett
 Cornerbacks..... Cory Robinson
 Wide receivers..... Derek Sage
 Safeties..... Ross Watson

SERIES INFORMATION

Record vs. Toledo: First Meeting
 In Toledo: N/A
 Neutral Sites: N/A
 In Provo: N/A
 Last Meeting: N/A
 Result: N/A

TEAM INFORMATION

2015 Record 10-2
 MAC Record 6-2
 Final Ranking..... RV
 Last Bowl ... 2015 Boca Raton Bowl

Starters returning..... 15
 Starters lost..... 12
 Offensive system Spread
 Defensive system..... Multiple

SPORTS INFORMATION

Media Relations: Paul Helgren
 Office Phone: (419) 530-4918
 SID Fax: (419) 530-4428
 Press Box: (419) 530-3732
 E-mail: paul.helgren@utoledo.edu
 Website: www.toledorockets.com

2016 SCHEDULE

Sept. 2 Furman
 Sept. 17 at Notre Dame
 Sept. 24 Wisconsin
 Oct. 1 at Indiana
 Oct. 8 BYU
 Oct. 15 Northwestern
 Oct. 22 at Maryland
 Oct. 29 Michigan
 Nov. 5 at Illinois
 Nov. 12 Rutgers
 Nov. 19 Ohio State
 Nov. 26 at Penn State

SPARTANS INFO

Location . East Lansing, Mich.
 Stadium Spartan Stadium
 Capacity 75,005
 Surface Natural Grass
 Colors Green and White
 Nicknames Spartans
 Founded..... 1855
 Conference..... Big Ten
 President... Lou Anna K. Simon
 Enrollment..... 50,543
 Athletic Director ... Mark Hollis

COACHING STAFF

Head Coach.... Mark Dantonio
 Years at MSU..... Entering 10th
 Record at MSU 87-33
 Years as D1HC . Entering 13th
 Overall D1HC Record . 105-50
 Asst. HC/Co-Def. Coord/
 Seconday Harlon Barnett
 Co-Def. Coord./LBs... Mike Tressel
 Co-Off. Coord./RBs .. Dave Warner
 Co-Off. Coord./TEs... Jim Bollman
 Defensive line..... Ron Burton
 QBs/Rec. Coord. .. Brad Salem
 Wide Receivers..... Terrrence Samuel
 LBs/Sp. Tms..... Mark Snyder
 Offensive line..... Mark Staten

SERIES INFORMATION

Record vs. MSU: First meeting
 In East Lansing: N/A
 Neutral Sites: N/A
 In Provo: N/A
 Last Meeting: N/A
 Result: N/A

TEAM INFORMATION

2015 Record 12-2
 Big 12 Rec. 7-1
 Final Ranking..... 6
 Last Bowl 2016 CFP Semifinal
 - Cotton Bowl

Starters returning..... 12
 Starters lost..... 8
 Offensive system Multiple
 Defensive system Multiple 4-3

SPORTS INFORMATION

Media Relations: John Lewandowski
 Office: (517) 355-2217
 SID Fax: (517) 353-9636
 Press Box: (517) 353-0630
 E-mail: lewski@ath.msu.edu
 Website: www.msuspartans.com



GAME 7 - MISSISSIPPI STATE

FRIDAY, OCTOBER 14
LAVELL EDWARDS STADIUM
PROVO, UT
TV: TBA TIME: TBA



DID YOU KNOW? In the last game played in 2001, BYU came back to win 41-38, improving its record to 12-0. Current running backs coach Reno Mahe played a big role in the win, catching 10 passes for 189 yards and two touchdowns. The game happened just three weeks after Mahe went through an emergency appendectomy.

2016 SCHEDULE

Sept. 3 South Alabama
Sept. 10 South Carolina
Sept. 17 at LSU
Sept. 24 at UMass
Oct. 8 Auburn
Oct. 14 at BYU
Oct. 22 at Kentucky
Oct. 29 Samford
Nov. 5 Texas A&M
Nov. 12 at Alabama
Nov. 19 Arkansas
Nov. 26 at Ole Miss

ROCKETS INFO

Location Starkville, Miss.
Stadium Davis Wade Stadium
Capacity 61,337
Surface Grass
Colors Maroon and white
Nicknames Bulldogs
Founded 1878
Conference SEC
President Mark Keenum
Enrollment 20,873
Athletic Director Scott Stricklin

COACHING STAFF

Head Coach Dan Mullen
Years at MSU Entering 8th
Record at MSU 55-35
Years as D1HC Same
Overall D1HC Record Same
Defensive line Brian Baker
CBs/Rec. Coord. Terrell Buckley
Co-Off. Coord./WRs. Billy Gonzales
Co-Off. Coord./OL John Hevesy
Quarterbacks Brian Johnson
Sp. Tms. Coord./RBs Greg Knox
Safeties Maurice Linguist
Tight ends Scott Sallach
Def. Coord./LBs. Peter Sirmon

SERIES INFORMATION

Record vs. MSU: 1-1-0
In Starkville: 1-0-0
Neutral Sites: 0-0-0
In Provo: 0-1-0
Last Meeting: Dec. 1, 2001
Result: BYU won 41-38

TEAM INFORMATION

2015 Record 9-4
SEC Record 4-4
Final Ranking RV
Last Bowl 2015 Belk Bowl
Starters returning 15
Starters lost 12
Offensive system Spread
Defensive system 4-3

SPORTS INFORMATION

Media Relations: Bill Martin
Office Phone: (662) 325-0967
SID Fax: (662) 325-2563
Press Box: (662) 325-3776
E-mail: bmartin@athletics.
msstate.edu
Website: www.hailstate.com

GAME 8 - BOISE STATE

THURSDAY, OCTOBER 20
ALBERTSONS STADIUM
BOISE, IDAHO
TV: TBA TIME: TBA



DID YOU KNOW?

Since 2012, BYU and Boise State have faced off each year, alternating wins with both teams defending their home turf.

2016 SCHEDULE

Sept. 3 at Louisiana Lafayette
Sept. 10 Washington State
Sept. 24 at Oregon State
Oct. 1 Utah State
Oct. 7 at New Mexico
Oct. 15 Colorado State
Oct. 20 BYU
Oct. 29 at Wyoming
Nov. 4 San Jose State
Nov. 12 at Hawaii
Nov. 18 UNLV
Nov. 25 at Air Force

BRONCOS INFO

Location Boise, Idaho
Stadium Albertsons Stadium
Capacity 36,387
Surface Blue Fieldturf
Colors Blue and Orange
Nicknames Broncos
Founded 1932
Conference Mountain West
President Robert Kustra
Enrollment 22,113
Athletic Director Curt Apsey

COACHING STAFF

Head Coach Bryan Harsin
Years at BSU Entering 3rd
Record at BSU 21-6
Years as D1HC Entering 4th
Overall D1HC Record 28-11
Assoc. HC/TE/Sp.Tms Kent Riddle
Assistant HC/DL Steve Caldwell
Co-Off. Coord./QB's Zak Hill
Co-Off. Coord./OL Scott Huff
Def. Coord. Andy Avalos
Pass coord./WRs Junior Adams
Def. backs Ashley Ambrose
Safeties Gabe Franklin
Running backs Lee Marks

SERIES INFORMATION

Record vs. BSU: 2-4-0
In Boise: 0-3-0
Neutral Sites: 0-0-0
In Provo: 2-1
Last Meeting: Sept. 12, 2015
Result: BYU won 35-24

TEAM INFORMATION

2015 Record 9-4
Big 12 Rec. 5-3
Final Ranking N/A
Last Bowl 2016 Poinsettia Bowl

Offensive system Multiple
Defensive system Multiple

SPORTS INFORMATION

Media Relations: Joe Nickell
Office: (208) 426-3868
SID Fax: (208) 426-1778
Press Box: (208) 426-1408
E-mail: joenickell@boisestate.edu
Website: www.broncosports.com



GAME 9 - CINCINNATI

SATURDAY, NOVEMBER 5

NIPPERT STADIUM

CINCINNATI, UT

TV: TBA TIME: TBA



DID YOU KNOW? This is the first season that BYU will play two teams from Ohio: Cincinnati and Toledo. In BYU history, the Cougars have only played four teams from Ohio. They have faced Ohio State and Bowling Green to go along with those two teams.

2016 SCHEDULE

Sept. 1 UT Martin
Sept. 10 at Purdue
Sept. 15 Houston
Sept. 24 Miami (Ohio)
Oct. 1 USF
Oct. 8 at UCONN
Oct. 22 East Carolina
Oct. 29 at Temple
Nov. 5 BYU
Nov. 12 at UCF
Nov. 18 Memphis
Nov. 25 at Tulsa

BEARCATS INFO

Location Cincinnati, Ohio
Stadium Nippert Stadium
Capacity 40,000
Surface UBU Speed Series
Colors Red and Black
Nicknames Bearcats
Founded 1819
Conference American
President Santa Jeremy Ono
Enrollment 42,656
Athletic Director Mike Bohn

COACHING STAFF

Head Coach. Tommy Tuberville
Years at MSU. Entering Fourth
Record at UC 25-14
Years as D1HC . Entering 21st
Overall D1HC Record . 155-91
Assoc. HC/CoDef. Coord./DL
Robert Prunty
CoDef. Coord./LBs . Jeff Koonz
Off. Coord./QBs Zac Taylor
Secondary Mike Gillhamer
OL JB Grimes
TEs/H-Backs Nick Grimes
Defensive tackles Kenny Ingram
Sp. Tms/RBs Ty Linder
Wide receivers Blake Rolan

SERIES INFORMATION

Record vs. UC: 1-0-0
In Cincinnati: 0-0-0
Neutral Sites: 0-0-0
In Provo: 1-0-0
Last Meeting: Oct. 16, 2015
Result: BYU won 38-24

TEAM INFORMATION

2015 Record 7-6
SEC Record 4-4
Final Ranking N/A
Last Bowl .. 2015 Hawaii Bowl
Offensive system Multiple
Defensive system Multiple

SPORTS INFORMATION

Media Relations: Ryan Koslen
Office Phone: (513) 556-5186
SID Fax: (513) 556-0619
Press Box: (513) 556-1010
E-mail: ryan.koslen@uc.edu
Website: www.gobearcats.com

GAME 10 - SOUTHERN UTAH

SATURDAY, NOVEMBER 12

LAVELL EDWARDS STADIUM

PROVO, UTAH

TV: TBA TIME: TBA



DID YOU KNOW?

Before this season, football was one of four BYU teams to have never faced Southern Utah. Men's and women's tennis and men's volleyball have also never played against the Thunderbirds.

2016 SCHEDULE

Sept. 1 at Utah
Sept. 10 Southeast Louisiana
Sept. 24 Portland State
Oct. 1 at Montana
Oct. 8 UC Davis
Oct. 15 at North Dakota
Oct. 22 Weber State
Oct. 29 at Idaho State
Nov. 5 Montana State
Nov. 12 at BYU
Nov. 19 at Northern Arizona

T-BIRDS INFO

Location Cedar City, Utah
Stadium Eccles Coliseum
Capacity 8,500
Surface Field Turf
Colors Scarlet and white
Nicknames Thunderbirds
Founded 1897
Conference Big Sky (FCS)
President Scott Wyatt
Enrollment 8,066
Athletic Director Jason Butikofer

COACHING STAFF

Head Coach... Demario Warren
Years at SUU Entering 1st
Record at SUU First year
Years as D1HC same
Overall D1HC Record same
Assoc. HC/Co-Def. Coord
Ryan Hunt
Assis. HC/Off. Coord Justin Walterscheid
Co-Def. Coord./LBs Solomon Tapasa
Tight ends Teag Whiting
Offensive Line Aaron Fernandez
Wide receivers Jared Ursua

Running backs Sam Elliott
Safeties/Rec. Coord Tommy Collet Jr.
DBs/Rec. Coord. . Rod Chance
Sp. Tms Anthony Arceneaux

SERIES INFORMATION

Record vs. BYU: First meeting
In Cedar City: N/A
Neutral Sites: N/A
In Provo: N/A
Last Meeting: N/A
Result: N/A

TEAM INFORMATION

2015 Record 8-4
Big 12 Rec. 7-1
Final Ranking N/A
Last Bowl FCS Playoff

SPORTS INFORMATION

Media Relations: Chanel Barnes
Office: (435) 865-8229
E-mail: chanelbarnes@suu.edu
Website: www.suutbirds.com



GAME 11 - UMASS
SATURDAY, NOVEMBER 19
LAVELL EDWARDS STADIUM
PROVO, UTAH
TV: TBA TIME: TBA



DID YOU KNOW?

After four seasons in the MAC, UMass is following BYU's trail and will be a football independent beginning in the 2016 season.

2016 SCHEDULE

Sept. 3 at Florida
 Sept. 10 Boston College
 Sept. 17 FIU
 Sept. 24 Mississippi State
 Oct. 1 Tulane
 Oct. 8 at Old Dominion
 Oct. 15 Louisiana Tech
 Oct. 22 at South Carolina
 Oct. 29 Wagner
 Nov. 5 at Troy
 Nov. 19 at BYU
 Nov. 26 at Hawaii

MINUTEMEN INFO

Location Amherst, Mass.
 Stadium Gillette Stadium
 Capacity 68,756
 Surface Grass
 Colors Maroon/white, black
 Nicknames Minutemen
 Founded 1863
 Conference Independent
 Chancellor Kumble
 Subbaswamy
 Enrollment 28,635
 Athletic Director Ryan Bamford

COACHING STAFF

Head Coach Mark Whipple
 Years at UMass .. Entering 9th
 Record at UMass 55-44
 Years as D1HC Same
 Overall D1HC Record Same
 Def. Coord./Safeties .. Tom Masella
 Sp. Tms./OLBs .. Mark Michaels
 Cornerbacks Steve Costello
 DL/Sp. Tms Matt Dawson
 Rec. Coord./ILBs ... Charles Walker
 Pass Coord./WRs Spencer Whipple
 Off. Line Mike Foley
 Tight ends Jason Palermo
 Running backs ... Darrius Smith
 Quarterbacks Scott Woodward

SERIES INFORMATION

Record vs.UMass: First meeting
 In Amherst: N/A
 Neutral Sites: N/A
 In Provo: N/A
 Last Meeting: N/A
 Result: N/A

TEAM INFORMATION

2015 Record 3-9
 SEC Record 2-6
 Final Ranking N/A
 Offensive system Pro set
 Defensive system 3-4

SPORTS INFORMATION

Media Relations: Molly
 O'Mara
 Office Phone: (413) 545-
 2439
 SID Fax: (413) 545-1556
 Press Box: (413) 545-3550
 E-mail: momara@umass.edu
 Website: www.umassathlet-
 ics.com

GAME 12 - UTAH STATE
SATURDAY, NOVEMBER 26
LAVELL EDWARDS STADIUM
PROVO, UTAH
TV: TBA TIME: TBA



DID YOU KNOW?

BYU director of player personnel Jack Damuni and Utah State assistant AD for football operations Waqa Damuni are brothers. Both grew up on the North Shore in Laie, Hawaii.

2016 SCHEDULE

Sept. 1 Weber State
 Sept. 10 at USC
 Sept. 17 Arkansas State
 Sept. 24 Air Force
 Oct. 1 at Boise State
 Oct. 8 at Colorado State
 Oct. 22 Fresno State
 Oct. 29 San Diego State
 Nov. 5 at Wyoming
 Nov. 12 New Mexico
 Nov. 19 at Nevada
 Nov. 26 at BYU

AGGIES INFO

Location Logan, Utah
 Stadium Maverik Stadium
 Capacity 24,206
 Surface AstroTurf
 Colors Navy Blue, White &
 Pewter gray
 Nicknames Aggies
 Founded 1888
 Conference Mountain West
 President Stan Albrecht
 Enrollment 27,662
 Athletic Director John Hartwell

COACHING STAFF

Head Coach Matt Wells
 Years at USU Entering 4th
 Record at USU 25-16
 Years as D1HC same
 Overall D1HC Record same
 Assis.HC/RB/TES Mike
 Canales
 Assis. HC/CoDef. Coord./DL
 Frank Maile
 CoOff. Coord./WRs Jovon
 Bouknight
 Sp. Tms Coord... Stacy Collins
 Co-Def. Coord.... Kendrick Shaver
 CoOff. Coord./QBs Luke Wells
 Cornerbacks Julius Brown

Offensive line.... Steve Farmer
 Linebackers..... David Kotulski

SERIES INFORMATION

Record vs. USU: 47-25-3
 In Logan: 17-18-2
 Neutral Sites: 3-0-0
 In Provo: 27-17-1
 Last Meeting: Nov. 28, 2015
 Result: BYU won 51-28

TEAM INFORMATION

2015 Record 6-7
 Big 12 Rec. 5-3
 Final Ranking N/A
 Last Bowl .. 2015 Potato Bowl
 Starters returning 13
 Starters lost 13

SPORTS INFORMATION

Media Relations: Doug Hoffman
 Office: (435) 797-3714
 SID Fax: (435) 797-2615
 Press Box: (435) 797-1686
 E-mail: doug.hoffman@
 usu.edu
 Website: www.utahstateag-
 gies.com

2016 POSTSEASON



COLLEGE FOOTBALL PLAYOFF

BYU AND 2016 THE POSTSEASON

BYU is looking to make the postseason for the 12th consecutive season. If eligible for postseason play BYU will play in the San Diego County Credit Union Poinsettia Bowl, and not selected by the College Football Playoff or one of the New Year's Six bowl games.

The Cougars will face a member of the Mountain West Conference in the Poinsettia Bowl at Qualcomm Stadium, scheduled for December 21 at 6 p.m. PT. The game will be televised live on ESPN.

BYU has visited the Poinsettia Bowl once before, winning the 2012 game 23-6 against San Diego State. Despite the final score, the game was a defensive battle, with neither team scoring a touchdown until the fourth quarter.

SDSU held a 6-3 lead before the Kyle Van Noy show began.

Van Noy came off the edge to hit quarterback Adam Dingwell and force a fumble in the end zone, fell on the ball and accounted for his first of two defensive touchdowns in the fourth quarter.

Dingwell fumbled again on the next possession and BYU punched it in the end zone on the first play from scrimmage by Jamaal Williams on a 14-yard scamper to go up 17-6.

Van Noy wasn't done yet, intercepting Dingwell with just over six minutes to play and returning it 17 yards for another score to make it 23-6.

Despite just one Poinsettia Bowl appearance, BYU has been a mainstay in San Diego bowl games, appearing in 11 Holiday Bowls, including memorable wins with the 1980 "Miracle Bowl," Steve Young catching a halfback pass against Missouri in 1983 and Robbie Bosco limping back on the field to win the 1984 National Championship against Michigan.

**2016 OPPONENT SERIES RESULTS****ARIZONA**

Games Played: 22 (9-12-1)
 at Arizona: 14 (5-8-1)
 at BYU: 7 (4-3)
 Neutral: 1 (0-1)
 Average score: 17.0-20.9
 First game: Sept. 25, 1936, Arizona won 32-6
 Last game: Dec. 20, 2008, Arizona won 31-21

UTAH

Games Played: 90 (31-55-4)
 at Utah: 54 (16-35-3)
 at BYU: 35 (15-19-1)
 Neutral: 1 (0-1)
 Average score: 18.8-24.0
 First game: Oct. 14, 1922, Utah won 49-0
 Last game: Dec. 19, 2015, Utah won 35-28

UCLA

Games Played: 11 (3-8)
 at UCLA: 5 (1-4)
 at BYU: 4 (1-3)
 Neutral: 2 (1-1)
 Average score: 22.1-26.8
 First game: Oct. 10, 1983, BYU won 37-35
 Last game: Sept. 19, 2015, UCLA won 24-23

WEST VIRGINIA

Games Played: 0 (First Meeting)

TOLEDO

Games Played: 0 (First Meeting)

MISSISSIPPI STATE

Games Played: 2 (1-1)
 at Mississippi State: 1 (1-0)
 at BYU: 1 (0-1)
 Neutral: 0
 Average score: 34.5-41.0
 First game: Sept. 14, 2000, Mississippi St. won 44-28
 Last game: Dec. 1, 2001, BYU won 41-38

BOISE STATE

Games Played: 6 (2-4)
 at Boise State: 3 (0-3)
 at BYU: 3 (2-1)
 Neutral: 0
 Average score: 24.5-30.7
 First game: Oct. 30, 2003, Boise State won 50-12
 Last game: Sept. 12, 2015, BYU won 35-24

CINCINNATI

Games Played: 1 (1-0)
 at Cincinnati: 0
 at BYU: 1 (1-0)
 Neutral: 0
 Average score: 38.0-24.0
 Last game: Oct. 16, 2015, BYU won 38-24

SOUTHERN UTAH

Games Played: 0 (First Meeting)

UMASS

Games Played: 0 (First Meeting)

UTAH STATE

Games Played: 85 (47-35-3)
 at Utah State: 37 (17-18-2)
 at BYU: 45 (27-17-1)
 Neutral: 3 (3-0)
 Average score: 22.6-18.2
 First game: Oct. 7, 1922, Utah State won 41-3
 Last game: Nov. 28, 2015, BYU won 51-28

COMBINED BYU**RECORD vs.****2016 OPPONENTS**

Games played: 217 (94-115-8)
 Road: 114 (40-68-6)
 Home: 96 (50-44-2)
 Neutral: 7 (4-3)



2016 OPPONENT GAME-BY-GAME RESULTS

ARIZONA

1936	Arizona 32, BYU 6	(A)
1957	Arizona 14, BYU 14	(A)
1959	BYU 18, Arizona 14	(A)
1962	Arizona 27, BYU 21	(A)
1963	Arizona 33, BYU 7	(A)
1964	Arizona 39, BYU 6	(A)
1965	BYU 20, Arizona 3	(A)
1966	BYU 16, Arizona 14	(A)
1967	BYU 17, Arizona 14	(H)
1968	Arizona 19, BYU 3	(A)
1969	BYU 31, Arizona 21	(H)
1970	Arizona 24, BYU 17	(A)
1971	Arizona 27, BYU 14	(H)
1972	Arizona 21, BYU 7	(A)
1973	Arizona 24, BYU 10	(H)
1974	BYU 37, Arizona 13	(A)
1975	Arizona 36, BYU 20	(H)
1976	BYU 23, Arizona 16	(A)
1977	BYU 34, Arizona 14	(H)
2006	Arizona 16, BYU 13	(A)
2007	BYU 20, Arizona 7	(H)
2008	Arizona 31, BYU 21	(N)

Series: 9-12-1

UTAH

1922	UU 49, BYU 0	(A)
1923	UU 15, BYU 0	(H)
1924	UU 35, BYU 6	(A)
1925	UU 27, BYU 0	(H)
1926	UU 40, BYU 7	(A)
1927	UU 20, BYU 0	(A)
1928	BYU 0, UU 0	(A)
1929	UU 45, BYU 13	(A)
1930	UU 34, BYU 7	(A)
1931	UU 43, BYU 0	(A)
1932	UU 29, BYU 0	(A)
1933	UU 21, BYU 6	(A)
1934	UU 43, BYU 0	(A)
1935	UU 32, BYU 0	(H)
1936	UU 18, BYU 0	(A)
1937	UU 14, BYU 0	(A)
1938	BYU 7, UU 7	(A)
1939	UU 35, BYU 13	(H)
1940	UU 12, BYU 6	(A)
1941	BYU 6, UU 6	(A)
1942	BYU 12, UU 7	(A)
1946	UU 35, BYU 6	(H)
1947	UU 28, BYU 6	(A)
1948	UU 30, BYU 0	(H)
1949	UU 38, BYU 0	(A)
1950	BYU 28, UU 28	(H)
1951	UU 7, BYU 6	(A)
1952	UU 34, BYU 6	(A)
1953	UU 33, BYU 32	(A)
1954	UU 12, BYU 7	(H)
1955	UU 41, BYU 9	(H)
1956	UU 41, BYU 6	(H)
1957	UU 27, BYU 0	(A)
1958	BYU 14, UU 7	(A)
1959	UU 20, BYU 8	(A)
1960	UU 17, BYU 0	(A)
1961	UU 21, BYU 20	(A)
1962	UU 35, BYU 20	(A)
1963	UU 15, BYU 6	(A)
1964	UU 47, BYU 13	(A)
1965	BYU 25, UU 20	(H)
1966	BYU 35, UU 13	(A)
1967	BYU 17, UU 13	(H)
1968	UU 30, BYU 21	(A)

1969	UU 16, BYU 6	(H)
1970	UU 14, BYU 13	(A)
1971	UU 17, BYU 15	(H)
1972	BYU 16, UU 7	(A)
1973	BYU 46, UU 22	(A)
1974	BYU 48, UU 20	(H)
1975	BYU 51, UU 20	(H)
1976	BYU 34, UU 12	(A)
1977	BYU 38, UU 8	(H)
1978	UU 23, BYU 22	(A)
1979	BYU 27, UU 0	(H)
1980	BYU 56, UU 6	(A)
1981	BYU 56, UU 28	(H)
1982	BYU 17, UU 12	(A)
1983	BYU 55, UU 7	(H)
1984	BYU 24, UU 14	(A)
1985	BYU 38, UU 28	(H)
1986	BYU 35, UU 21	(A)
1987	BYU 21, UU 18	(H)
1988	UU 57, BYU 28	(A)
1989	BYU 70, UU 31	(H)
1990	BYU 45, UU 22	(A)
1991	BYU 48, UU 17	(H)
1992	BYU 31, UU 22	(A)
1993	UU 34, BYU 31	(H)
1994	UU 34, BYU 31	(A)
1995	UU 34, BYU 17	(H)
1996	BYU 37, UU 17	(A)
1997	UU 20, BYU 14	(H)
1998	BYU 26, UU 24	(A)
1999	UU 20, BYU 17	(H)
2000	BYU 34, UU 27	(A)
2001	BYU 24, UU 21	(H)
2002	UU 13, BYU 6	(A)
2003	UU 3, BYU 0	(H)
2004	UU 52, BYU 21	(A)
2005	UU 41, BYU 34 (OT)	(H)
2006	BYU 33, UU 31	(A)
2007	BYU 17, UU 10	(H)
2008	UU 47, BYU 24	(A)
2009	BYU 26, UU 23 (OT)	(H)
2010	UU 17, BYU 16	(A)
2011	UU 54, BYU 10	(H)
2012	UU 24, BYU 21	(A)
2013	UU 20, BYU 13	(H)
2015	UU 35, BYU 28	(N)

Series: 31-55-4

UCLA

1983	BYU 37, UCLA 35	(A)
1985	UCLA 27, BYU 24	(H)
1986	UCLA 31, BYU 10	(N)
1991	UCLA 27, BYU 23	(A)
1992	UCLA 17, BYU 10	(H)
1993	UCLA 68, BYU 14	(A)
1995	UCLA 23, BYU 9	(H)
2007	UCLA 27, BYU 17	(A)
2007	BYU 17, UCLA 16	(N)
2008	BYU 59, UCLA 0	(H)
2015	UCLA 24, BYU 23	(A)

Series: 3-8

WEST VIRGINIA

First Meeting

Series: 0-0

TOLEDO

First Meeting

Series: 0-0

MICHIGAN STATE

First Meeting

Series: 0-0

MISSISSIPPI STATE

2000	MSU 44, BYU 28	(H)
------	----------------	-----

2001	BYU 41, MSU 38	(A)
------	----------------	-----

Series: 1-1

BOISE STATE

2003	BSU 50, BYU 12	(H)
------	----------------	-----

2004	BSU 28, BYU 27	(A)
------	----------------	-----

2012	BSU 7, BYU 6	(A)
------	--------------	-----

2013	BYU 37, BSU 20	(H)
------	----------------	-----

2014	BSU 55, BYU 30	(A)
------	----------------	-----

2015	BYU 35, BSU 24	(H)
------	----------------	-----

Series: 2-4

CINCINNATI

2015	BYU 38, Cincy 24	(H)
------	------------------	-----

Series: 1-1

SOUTHERN UTAH

First Meeting

Series: 0-0

UMASS

First Meeting

Series: 0-0

UTAH STATE

1922	USU 42, BYU 3	(H)
------	---------------	-----

1923	USU 40, BYU 0	(A)
------	---------------	-----

1924	USU 13, BYU 9	(H)
------	---------------	-----

1925	USU 14, BYU 0	(A)
------	---------------	-----

1926	BYU 0, USU 0	(H)
------	--------------	-----

1927	USU 22, BYU 0	(A)
------	---------------	-----

1928	USU 10, BYU 0	(H)
------	---------------	-----

1929	BYU 7, USU 6	(N)
------	--------------	-----

1930	BYU 39, USU 14	(N)
------	----------------	-----

1931	BYU 6, USU 0	(N)
------	--------------	-----

1932	BYU 18, USU 6	(H)
------	---------------	-----

1933	USU 14, BYU 0	(A)
------	---------------	-----

1934	USU 15, BYU 0	(H)
------	---------------	-----

1935	USU 27, BYU 0	(A)
------	---------------	-----

1936	USU 13, BYU 0	(H)
------	---------------	-----

1937	BYU 54, USU 0	(A)
------	---------------	-----

1938	USU 3, BYU 0	(H)
------	--------------	-----

1939	BYU 0, USU 0	(A)
------	--------------	-----

1940	BYU 12, USU 7	(H)
------	---------------	-----

1941	BYU 28, USU 0	(A)
------	---------------	-----

1942	USU 9, BYU 6	(H)
------	--------------	-----

1946	BYU 0, USU 0	(A)
------	--------------	-----

1947	BYU 27, USU 12	(H)
------	----------------	-----

1948	USU 20, BYU 7	(A)
------	---------------	-----

1949	USU 22, BYU 3	(H)
------	---------------	-----

1950	BYU 34, USU 13	(A)
------	----------------	-----

1951	BYU 28, USU 27	(H)
------	----------------	-----

1952	USU 27, BYU 26	(A)
------	----------------	-----

1953	USU 14, BYU 7	(H)
------	---------------	-----

1954	USU 45, BYU 13	(A)
------	----------------	-----

1955	USU 47, BYU 21	(H)
------	----------------	-----

1956	USU 33, BYU 7	(A)
------	---------------	-----

1957	BYU 14, USU 0	(H)
------	---------------	-----

1958	BYU 13, USU 6	(A)
------	---------------	-----

1959	BYU 18, USU 0	(H)
------	---------------	-----

1960	USU 34, BYU 0	(A)
------	---------------	-----

1961	USU 31, BYU 8	(H)
------	---------------	-----

1962	USU 27, BYU 21	(A)
------	----------------	-----

1963	USU 26, BYU 0	(H)
------	---------------	-----

1964	BYU 28, USU 14	(H)
------	----------------	-----

1965	USU 34, BYU 21	(A)
------	----------------	-----

1966	BYU 27, USU 7	(H)
------	---------------	-----

1967	USU 30, BYU 9	(A)
------	---------------	-----

1968	USU 34, BYU 8	(H)
------	---------------	-----

1969	BYU 21, USU 3	(A)
------	---------------	-----

1970	BYU 27, USU 20	(H)
------	----------------	-----

1971	USU 29, BYU 7	(A)
------	---------------	-----

1972	USU 42, BYU 19	(H)
------	----------------	-----

1973	USU 13, BYU 7	(A)
------	---------------	-----

1974	USU 9, BYU 6	(H)
------	--------------	-----

1975	BYU 24, USU 7	(A)
------	---------------	-----

1976	BYU 45, USU 14	(H)
------	----------------	-----

1977	BYU 65, USU 6	(A)
------	---------------	-----

1978	USU 24, BYU 7	(H)
------	---------------	-----

1979	BYU 48, USU 24	(A)
------	----------------	-----

1980	BYU 70, USU 46	(A)
------	----------------	-----

1981	BYU 32, USU 26	(H)
------	----------------	-----

1982	USU 20, BYU 17	(A)
------	----------------	-----

1983	BYU 38, USU 34	(H)
------	----------------	-----

1984	BYU 38, USU 13	(H)
------	----------------	-----

1985	BYU 44, USU 0	(A)
------	---------------	-----

1986	BYU 52, USU 0	(H)
------	---------------	-----

1987	BYU 45, USU 24	(H)
------	----------------	-----

1988	BYU 38, USU 3	(H)
------	---------------	-----

1989	BYU 37, USU 10	(A)
------	----------------	-----

1990	BYU 45, USU 10	(H)
------	----------------	-----

1991	BYU 38, USU 10	(H)
------	----------------	-----

1992	BYU 30, USU 9	(H)
------	---------------	-----

1993	USU 58, BYU 56	(A)
------	----------------	-----

1994	BYU 34, USU 6	(H)
------	---------------	-----

1996	BYU 45, USU 17	(A)
------	----------------	-----

1997	BYU 42, USU 35	(H)
------	----------------	-----

1999	BYU 34, USU 31	(A)
------	----------------	-----

2000	BYU 38, USU 14	(H)
------	----------------	-----

2001	BYU 54, USU 34	(H)
------	----------------	-----

2002	BYU 35, USU 34	(A)
------	----------------	-----

2006	BYU 38, USU 0	(H)
------	---------------	-----

2008	BYU 34, USU 14	(A)
------	----------------	-----

2009	BYU 35, USU 17	(H)
------	----------------	-----

2010	USU 31, BYU 16	(A)
------	----------------	-----

2011	BYU 27, USU 24	(H)
------	----------------	-----

2012	BYU 6, USU 3	(H)
------	--------------	-----


2013	BYU 31, USU 14	(A)
------	----------------	-----

2014	USU 35, BYU 20
------	----------------



2015 SEASON REVIEW

BYU creates iconic moments during 2015 season



BYU football had one of the most intriguing seasons in school history in 2015. Entering the campaign with a Heisman hopeful senior quarterback in Taysom Hill, a senior running back in Jamaal Williams poised to break the all-time rushing record, a talented roster and veteran head coach Bronco Mendenhall, the 2015 squad faced the toughest schedule in program history locked and loaded.

Just days before fall camp, senior running back Jamaal Williams withdrew from school for personal reasons and in the first half of the season opener against Nebraska, quarterback Taysom Hill suffered a season-ending Lisfranc injury. Following the conclusion of the regular season, head coach Bronco Mendenhall announced he had accepted the head coaching position at the University of Virginia. In between these unlikely bookends of the season, BYU produced some of the most memorable and exciting moments in BYU football history.

After Hill went down at Nebraska, true freshman Tanner Mangum stepped in just three months removed from an LDS mission to Chile to try and lead the Cougars back from a 28-24 deficit. A field goal in the fourth quarter put BYU within one, and with 48 seconds to go, the Cougars had a final chance to end the Huskers' 29-year winning streak in home openers.

On the last play of the game, Mangum heaved a Hail Mary to Mitch Mathews into the wind. Mathews got in front of the Nebraska defense and came down with it, falling into the end zone to beat Nebraska 33-28, vaulting young Mangum into BYU folklore forever.

Mangum's heroics continued a week later when he connected with Mitchell Juergens for a 35-yard go-ahead touchdown with 45 seconds remaining on fourth down to lead Boise State 28-24. Safety Kai Nacua sealed the win with a pick-six on Boise State's next drive. Mangum finished with 365 passing yards against the Broncos, the most ever by a true freshman quarterback at BYU. He became just the second true freshman to win his first start at BYU, joining teammate Taysom Hill. The Cougars continued their September-loaded schedule with trips to No. 10 UCLA and Michigan. Despite shutting down another freshman phenom in UCLA's quarterback Josh Rosen, Bruin running back Paul Perkins led UCLA to a fourth-quarter comeback of its own, downing BYU 24-23. Michigan's defense was dominant and blanked the Cougars for a 31-0 shutout, the first at BYU in 143 games.

BYU bounced back with five consecutive wins, topping UConn, East Carolina, Cincinnati, Wagner and San Jose State. The Cougars were tied or trailed in the fourth quarter against UConn, East Carolina and Cincinnati.

BYU scored 20-plus points in the fourth against UConn and Cincinnati, making it three times, including Boise State, that the Cougars topped the 20-point mark in the fourth quarter during the season. The team had never previously hit that mark under Mendenhall and did so for the first time since the 1988 season.

Against San Jose State, the Spartans gave the Cougars all they could handle. After scoring with 45 seconds to go, San Jose went for two, trailing 17-16, but BYU safety Michael Wadsworth broke up the pass to secure BYU's win.

Next up was a date with the SEC's Missouri at Arrowhead Stadium. Mizzou's offense re-emerged after an emotional week of off-campus issues, including the announcement of their head coach's retirement. After struggling for four-straight games, the Tigers capitalized on too many BYU mistakes to edge the Cougars 20-16.

Returning home for senior day, BYU got back on track with a dominating 52-10 victory over Fresno State. The game was highlighted by senior defensive end-turned-tight end Remington Peck tossing a touchdown pass to senior wide receiver Terren Houk on a gadget play.

2015 SEASON REVIEW

BYU then traveled to Logan for a cold and snowy matchup with in-state foe Utah State to close the season. After trailing early, a fumble by Chuckie Keaton, followed by a scoop and score by defensive lineman Tomasi Laulile as the first half closed, dramatically changed the momentum to give BYU a 24-21 halftime advantage. The Cougars got two blocked kicks at the hands of Bronson Kaufusi and scored two more touchdowns in the third quarter and controlled the game the rest of the way, winning it 51-28 to close the regular season with a 9-3 record.

The 11th consecutive bowl appearance for the Cougars saw them pitted against a familiar foe in a familiar venue as they faced Utah and played in the Las Vegas Bowl for a sixth time.

Despite finding itself in an incredible 35-0 hole 10 minutes into the game, BYU did not fold. But five turnovers on its first five possessions proved to be too much to overcome as the Cougars were denied a chance to pull off one of the biggest comebacks in BYU history. BYU ultimately fell short to the University of Utah 35-28 in the Royal Purple Las Vegas Bowl and finishing the season 9-4 in outgoing coach Bronco Mendenhall's BYU finale.

The Cougars played 30 freshmen in 2015, tied for No. 2 in the nation, including 16 true freshmen. Tanner Mangum set every freshman quarterback record at BYU and was named the 2015 Freshman of the Year by the Touchdown Club of Columbus. He also became the first 3,000-yard passer at BYU since Max Hall in 2009. The Cougars were one of the best in the nation at spreading the ball with 19 different players recording a reception and six players posting at least 20 receptions. Five different players had over 400 receiving yards, the first time since 2006 BYU had accomplished the feat.

On defense, BYU recorded 40 sacks as a team, the most since 38 in 1999 (including bowl game) and the most under head coach Bronco Mendenhall. Bronson Kaufusi led the group with 11 sacks and 20 tackles for loss. He also blocked four kicks to lead the nation, and the team blocked eight, to lead all FBS teams. Kai Nacua was a ball hawk, nabbing six interceptions to tie for No. 7 in the nation.

Several players from the 2015 team received opportunities to take their careers to the next level, headlined by the defensive end Kaufusi, who was selected by the Baltimore Ravens in the third round with the 70th overall pick of the 2016 NFL Draft.

BYU wide receiver Mitch Mathews signed as a free agent with the Kansas City Chiefs, while offensive lineman Ryker Mathews inked a deal with the New Orleans Saints and linebacker Manoa Pikula reached an agreement with the Green Bay Packers. Defensive lineman Graham Rowley was invited to participate in a minicamp with the Green Bay Packers, while inside receiver Terenn Houk received minicamp invitations from the Chicago Bears and San Francisco 49ers.





2015 GAME-BY-GAME (GAME 1)

BYU 33 NEBRASKA 28

09.05.2015 LINCOLN, NE - MEMORIAL STADIUM (ABC) ATT: 89,959



SCORING SUMMARY

FIRST QUARTER				BYU	NEB
NEB	TD	08:10	Westerkamp, J. 14 Yd Pass From Armstrong Jr. (Brown, Drew Kick)	0	7
BYU	TD	02:50	Taysom Hill 3 Yd Rush (Trevor Samson Kick)	7	7
NEB	TD	00:16	Moore, Alonzo 22 Yd Pass From Armstrong Jr. (Brown, Drew Kick)	7	14
SECOND QUARTER				BYU	NEB
BYU	TD	13:13	Taysom Hill 21 Yd Rush (Trevor Samson Kick)	14	14
BYU	FG	05:42	Trevor Samson 41 Yd	17	14
BYU	TD	03:48	Mitch Mathews 15 Yd Pass From Taysom Hill (Trevor Samson Kick)	24	14
THIRD QUARTER				BYU	NEB
NEB	TD	10:39	Newby, Terrell 10 Yd Rush (Brown, Drew Kick)	24	21
NEB	TD	05:31	Foster, Trey 9 Yd Pass From Armstrong Jr. (Brown, Drew Kick)	24	28
FOURTH QUARTER				BYU	NEB
BYU	FG	07:57	Trevor Samson 35 Yd	27	28
BYU	TD	00:00	Mitch Mathews 42 Yd Pass From Tanner Mangum	33	28

TEAM STAT COMPARISON

	BYU	NEB
1st Downs	21	25
Passing 1st Downs	13	16
Rushing 1st Downs	7	9
1st Downs from Penalties	1	0
3rd Down Efficiency	3-14	6-14
4th Down Efficiency	2-4	0-0
Total Yards	511	445
Passing	379	319
Comp-Att-Int	28-46-1	24-41-1
Average per attempt	8.2	7.8
Average per completion	13.5	13.3
Rushing	132	126
Rush Attempts	26	37
Yards per attempt	5.1	3.4
Red Zone (Made-Att)	4-4	3-3
Penalties	4-30	12-90
Turnovers	1	2
Fumbles lost	0	1
Interceptions Thrown	1	1
Defensive / Special Teams TDs	0	0
Possession	27:07	32:53
Sacks	3-24	3-11
PAT Kicks	3-3	4-4
Field Goals	2-2	0-2

MANGUM TO MATHEWS MIRACLE

BYU completes comeback on Hail Mary

LINCOLN, Neb. – In miraculous fashion, freshman quarterback Tanner Mangum made his collegiate debut, connecting with receiver Mitch Mathews on a 42-yard Hail Mary touchdown as BYU stunned Nebraska 33-28 on the road at Memorial Stadium in Lincoln.

With the Cougars facing a 28-27 deficit on fourth down with one second left on the game clock, Mangum notched his first career touchdown on the Hail Mary to help the Cougars (1-0) to beat the Cornhuskers (0-1, 0-0 Big 10). It is the first time in 30 years that Nebraska has fallen in its season opener.

With 48 seconds to go and no timeouts, the BYU offense took over at the 24-yard line after Nebraska missed a 41-yarder.

On second down and 10, Mangum converted an 11-yard run for a first down prior to Adam Hine's 16-yard rush up the middle. Two plays later another Mangum run pushed the Cougars to the 42-yard line, setting the stage for the eventual last-second pass. Prior to leaving the game with an injury, senior quarterback Taysom Hill had 268 yards through the air on 21-of-34 passing with one touchdown in addition to 72 yards and two touchdowns on the ground. Mangum completed 7 for 11 for 111 yards along with five rushes for 26 yards.

Junior receiver Nick Kurtz led all receivers with 123 yards on five catches in his first career BYU game. Mathews had 69 yards on three receptions in addition to the Hail Mary score. Hine added 37 yards rushing on four carries for the offense.

Defensively, the Cougars had seven tackles for loss, three sacks four quarterback hurries and two turnovers, forcing an interception and fumble recovery. Senior linebacker Manoa Pikula led BYU with seven tackles while a host of Cougars chipped in on the defensive effort. Defensive lineman Logan Taelle had six tackles, including 2.5 tackles for loss and one sack.

BYU Top Passing

	No	C-Att-Int	Yds	Y/A	Lng	TD	Sack	Effic
Taysom Hill	21	34-1	268	7.9	53	1	3	131.80
Tanner Mangum	7	11-0	111	10.1	42	1	0	178.40

BYU Top Rushers

	No	Gain	Loss	Net	Avg	Lng	TD
Taysom Hill	9	83	11	72	8.0	35	2
Adam Hine	4	37	0	37	9.3	20	0
Tanner Mangum	5	27	1	26	5.2	11	0

BYU Top Receivers

	No	Yds	Avg	Lng	TD
Nick Kurtz	5	123	24.6	53	0
Devon Blackmon	5	43	8.6	21	0
Terrenn Houk	4	59	14.8	24	0

BYU Defensive Highlights

	Tot	Solo	Sacks	TFL/Y	PBU	FF	QBH
Harvey Langi	6	3	1.0	1/2	0	0	1
Logan Taelle	6	2	1.0	2.5/12	0	0	0
Fred Warner	5	3	0.0	1.5/8	0	0	0



BYU 35 No. 20 BOISE STATE

09.12.2015 PROVO, UT - LAVELL EDWARDS STADIUM (ESPN2) ATT: 63,470



SCORING SUMMARY

FIRST QUARTER				BSU	BYU
BYU	TD	14:09	Mitchell Juergens 84 Yd Pass From Tanner Mangum (Trevor Samson Kick)	0	7
BSU	TD	04:13	McNICHOLS, J. 3 Yd Rush (RAUSA, Tyler Kick)	7	7
SECOND QUARTER				BSU	BYU
BSU	FG	00:00	RAUSA, Tyler 31 Yd	10	7
THIRD QUARTER				BSU	BYU
BSU	TD	11:01	McNICHOLS, J. 3 Yd Rush (RAUSA, Tyler Kick)	17	7
BYU	TD	04:32	Adam Hiné 21 Yd Rush (Trevor Samson Kick)	17	14
BSU	TD	02:03	McNICHOLS, J. 29 Yd Pass From FINLEY, Ryan (RAUSA, Tyler Kick)	24	14
FOURTH QUARTER				BYU	UCONN
BYU	TD	10:22	Tanner Mangum 1 Yd Rush (Trevor Samson Kick)	24	21
BYU	TD	00:45	Mitchell Juergens 35 Yd Pass From Tanner Mangum (Trevor Samson Kick)	24	28
BYU	TD	00:30	Kai Nacua 50 Yd Int (Trevor Samson Kick)	24	35

TEAM STAT COMPARISON

	BYU	BSU
1st Downs	16	17
Passing 1st Downs	6	13
Rushing 1st Downs	7	2
1st Downs from Penalties	3	2
3rd Down Efficiency	8-18	2-12
4th Down Efficiency	1-1	0-0
Total Yards	381	361
Passing	309	297
Comp-Att-Int	17-29-2	25-38-3
Average per attempt	10.7	7.8
Average per completion	18.2	11.9
Rushing	72	64
Rush Attempts	39	31
Yards per attempt	1.8	2.1
Red Zone (Made-Att)	2-2	3-3
Penalties	5-54	11-76
Turnovers	2	3
Fumbles lost	0	0
Interceptions Thrown	2	3
Defensive / Special Teams TDs	1	0
Possession	31:09	28:51
Sacks	4-18	5-34
PAT Kicks	5-5	3-3
Field Goals	0-0	1-1

JUERGENS LATE TD, NACUA PICK EDGE BRONCOS

Mangum connects on another fourth-quarter, fourth-down touchdown for win

PROVO, Utah – Late-game heroics won the game for BYU football for the second time in as many games with a late touchdown pass and pick-six to seal a 35-24 win over No. 20/22 Boise State on Saturday night at LaVell Edwards Stadium.

With 45 seconds left, down 24-21, freshman Tanner Mangum scrambled on fourth down from the Boise State (1-1, 0-0) 35-yard line and threw to a leaping Mitchell Juergens for the go-ahead touchdown for BYU (2-0).

Playing with a 28-24 lead inside of 40 seconds to go, Kai Nacua recorded his third interception of the night and returned it 50 yards for a touchdown, securing the 35-24 victory over the Broncos.

Mangum finished the game 17 of 28 for 309 yards, two touchdowns and two interceptions. He became just the second BYU true freshman quarterback to win his first start. Taysom Hill is the only other player to win his first start as a true freshman (vs. Hawaii, 2012).

Senior running back Adam Hine rushed for 93 yards and one touchdown on 19 carries. Juergens had a career night with 172 receiving yards and two touchdowns on just four receptions. Devon Blackmon also eclipsed the 100-yard receiving mark with six catches and 105 yards.

Nacua had three interceptions, which ties a BYU record, and Michael Wadsworth had 11 total tackles. Harvey Langi recorded two sacks.

BYU trailed 24-14 in the fourth quarter before the run-game for the Cougars picked up and the defense pulled the reins back on the Broncos.

After Nacua's second pick, BYU pounded the ball inside and Mangum's quarterback keeper made it a three-point game with 10:22 remaining in the game. The Cougar defense forced back-to-back punts for set up another comeback.

BYU Top Passing

	C-Att-Int	Yds	Y/A	Lng	TD	Sack	Effic
Tanner Mangum	17-28-2	309	11.0	84	2	5	162.70
Mitchell Juergens	0-1-0	0	0.0	0	0	0	0.00

BYU Top Rushers

	No	Gain	Loss	Net	Avg	Lng	TD
Adam Hiné	19	102	9	93	4.9	21	1
Algermon Brown	5	23	1	22	4.4	20	0
Mitchell Juergens	2	4	0	4	2.0	4	0

BYU Top Receivers

	No	Yds	Avg	Lng	TD
Devon Blackmon	6	105	17.5	70	0
Mitch Mathews	5	32	6.4	9	0
Mitchell Juergens	4	172	43.0	84	2

BYU Defensive Highlights

	Tot	Solo	Sacks	TFL/Y	PBU	FF	QBH
Michael Wadsworth	11	7	0.0	1/2	0	0	0
Harvey Langi	6	4	2.0	3/13	0	0	0
Manoa Pikula	6	4	1.0	1/2	0	0	0



2015 GAME-BY-GAME (GAME 3)

No. 10 UCLA 24 No. 19BYU

09.19.2015 PASADENA, CA - ROSE BOWL (FOXSPORTS 1) ATT: 67,612



SCORING SUMMARY

FIRST QUARTER				BYU	UCLA
BYU	TD	09:39	Adam Hiné 7 Yd Rush (Trevor Samson Kick)	7	0
SECOND QUARTER				BYU	UCLA
UCLA	FG	13:38	Fairbairn 35 Yd	7	3
BYU	FG	09:18	Trevor Samson 40 Yd	10	3
THIRD QUARTER				BYU	UCLA
UCLA	TD	09:27	Perkins 5 Yd Rush (Fairbairn Kick)	10	10
BYU	TD	06:26	Mitch Mathews 14 Yd Pass From Tanner Mangum (Trevor Samson Kick)	17	10
FOURTH QUARTER				BYU	UCLA
BYU	FG	13:41	Trevor Samson 45 Yd	20	10
UCLA	TD	12:16	Payton 19 Yd Pass From Rosen (Fairbairn Kick)	20	17
BYU	FG	05:39	Trevor Samson 32 Yd	23	17
UCLA	TD	03:21	Starks 3 Yd Rush (Fairbairn Kick)	23	24

TEAM STAT COMPARISON			
	BYU	UCLA	
1st Downs	26	18	
Passing 1st Downs	13	6	
Rushing 1st Downs	11	12	
1st Downs from Penalties	2	0	
3rd Down Efficiency	8-19	1-9	
4th Down Efficiency	1-3	1-1	
Total Yards	405	402	
Passing	244	106	
Comp-Att-Int	30-47-1	11-23-3	
Average per attempt	5.2	4.6	
Average per completion	8.1	9.6	
Rushing	161	296	
Rush Attempts	41	38	
Yards per attempt	3.9	7.8	
Red Zone (Made-Att)	3-3	4-6	
Penalties	5-35	6-75	
Turnovers	1	3	
Fumbles lost	0	0	
Interceptions Thrown	1	3	
Defensive / Special Teams TDs	0	0	
Possession	40:37	19:23	
Sacks	0-0	4-23	
PAT Kicks	2-2	3-3	
Field Goals	3-3	1-1	

NO. 19 BYU FALLS TO NO. 10 UCLA AT THE ROSE BOWL

BYU's comeback effort falls just short in upset bid at UCLA

PASADENA, Calif. — Despite leading for much of the game, No. 19 BYU fell 24-23 to No. 10 UCLA on the road at the Rose Bowl in Pasadena.

The Cougars (2-1) led for all but the final 3:21 of the game as the Bruins (3-0) found the end zone twice in the final quarter of the game.

Pacing the offense for BYU was senior running back Adam Hiné who carried the ball 23 times for a career-best 149 yards and one touchdown. Quarterback Tanner Mangum went 30 of 47 for 244 yards, one touchdown and one interception. Wide receiver Mitch Mathews led the team with 84 yards on nine catches and one score.

Junior linebacker Harvey Langi led the defensive effort for BYU with two interceptions, one pass breakup and eight tackles, including seven solo stops. His two picks were the first of his career. He also carried the ball two times for eight yards. Junior defensive back Kai Nacua contributed with one interception, two pass breakups and four tackles.

BYU extended its lead to 20-10 with 13:21 left in the game on Trevor Samson's second field goal, but the UCLA offense answered with a quick 65-yard drive that ended with a touchdown pass from Josh Rosen to Jordan Payton, cutting the margin to 20-17 with 12:16 on the clock.

Mangum then led the Cougars down the field, burning 6:37 off the clock with a 16-play, 61-yard scoring drive that culminated in Samson's third field goal of the game. He converted a 32-yarder to put BYU up 23-17 with 5:39 left in the game.

The Bruins took the lead late in the game after an 80-yard drive when Nate Starks found the end zone on a 3-yard run, putting the Bruins up 24-23.

BYU Top Passing

	C-Att-Int	Yds	Y/A	Lng	TD	Sack	Effic
Tanner Mangum	30-47-1	244	5.2	19	1	4	110.20

BYU Top Rushers

	No	Gain	Loss	Net	Avg	Lng	TD
Adam Hiné	23	149	0	149	6.5	28	1
Nate Carter	7	22	0	22	3.1	7	0
Harvey Langi	2	8	0	8	4.0	5	0

BYU Top Receivers

	No	Yds	Avg	Lng	TD
Mitch Mathews	9	84	9.3	14	1
Mitchell Juergens	5	42	8.4	19	0
Nick Kurtz	4	38	9.5	12	0

BYU Defensive Highlights

	Tot	Solo	Sacks	TFL/Y	PBU	FF	QBH
Harvey Langi	8	7	0.0	0	1	0	0
Michael Wadsworth	6	6	0.0	0	1	0	0
Manoa Pikula	5	3	0.0	1/3	0	0	0



2015 GAME-BY-GAME (GAME 4)

MICHIGAN 31 BYU 0

09.26.15 ANN ARBOR, MI - MICHIGAN STADIUM (ABC) ATT: 108,940



SCORING SUMMARY

FIRST QUARTER				BYU	MICH
MICH	TD	06:52	Rudock, Jake 3 Yd Rush (Allen, Kenny Kick)	0	7
SECOND QUARTER				BYU	MICH
MICH	TD	13:37	Darboh, Amara 4 Yd Pass From Rudock, Jake (Allen, Kenny Kick)	0	14
MICH	TD	11:37	Smith, De'Veon 60 Yd Rush (Allen, Kenny Kick)	0	21
MICH	TD	06:57	Rudock, Jake 17 Yd Rush (Allen, Kenny Kick)	0	28
MICH	FG	01:02	Allen, Kenny 40 Yd	0	31

TEAM STAT COMPARISON

	BYU	MICH
1st Downs	8	22
Passing 1st Downs	2	11
Rushing 1st Downs	4	8
1st Downs from Penalties	2	3
3rd Down Efficiency	4-15	9-17
4th Down Efficiency	0-0	0-2
Total Yards	105	448
Passing	55	194
Comp-Att-Int	12-28-0	14-25-0
Average per attempt	2.0	7.8
Average per completion	4.6	13.9
Rushing	50	254
Rush Attempts	22	51
Yards per attempt	2.3	5.0
Red Zone (Made-Att)	0-0	3-4
Penalties	5-45	5-53
Turnovers	0	0
Fumbles lost	0	0
Interceptions Thrown	0	0
Defensive / Special Teams TDs	0	0
Possession	21:22	38:38
Sacks	2-15	3-27
PAT Kicks	0-0	4-4
Field Goals	0-0	1-1

BYU SHUT OUT BY MICHIGAN 31-0

The Cougar offense was stymied against the Wolverines

ANN ARBOR, Mich. — No. 22 BYU football concluded its September schedule with a 31-0 loss against Michigan at Michigan Stadium Saturday afternoon.

The Cougars (2-2) had just 105 total yards compared to 448 by the Wolverines (3-1, 0-0 Big 10). It is the first time BYU has been shut out since a 3-0 loss to Utah in 2003, snapping a streak of 143 games of getting on the board.

BYU freshman quarterback Tanner Mangum completed 12 of 28 passes for 55 yards. Running back Francis Bernard saw his first action as a Cougar, rushing four times for 30 yards. Michigan's Jake Rudock threw 14 of 25 for 194 yards and one touchdown with two rushing scores.

Defensive backs Micah Hanneman and Michael Wadsworth led the defense, each posting 10 tackles each. Defensive lineman Logan Taelle added two tackles for loss while Remington Peck and Harvey Langi each posted sacks.

The first quarter of the game saw just one completed pass for the Cougars, a 14-yarder to Devon Blackmon that was tipped by a defender. With 6:52 left in the first quarter, Michigan scored the first points of the game on Rudock's 3-yard rushing touchdown to go up 7-0.

The Wolverine offense scored three touchdowns and kicked one field goal in the second quarter to lead 31-0 at the half, including a 60-yard touchdown run with 11:37 left.

The second half was scoreless for both sides as Michigan used its ground game to run the clock, pacing the game for the eventual final tally.

BYU Top Passing

	C-Att-Int	Yds	Y/A	Lng	TD	Sack	Effic
Tanner Mangum	12-28-0	55	2.0	14	0	3	59.36

BYU Top Rushers

	No	Gain	Loss	Net	Avg	Lng	TD
Adam Hine	8	42	9	33	4.1	29	0
Francis Bernard	4	30	0	30	7.5	13	0
Nate Carter	3	9	0	9	3.0	4	0

BYU Top Receivers

	No	Yds	Avg	Lng	TD
Colby Pearson	2	11	5.5	7	0
Nick Kurtz	2	10	5.0	7	0
Mitchell Juergens	2	6	3.0	5	0

BYU Defensive Highlights

	Tot	Solo	Sacks	TFL/Y	PBU	FF	QBH
Michael Wadsworth	10	6	0.0	1/1	0	0	0
Micah Hannemann	10	5	0.0	0	2	0	0
Harvey Langi	7	5	1.0	1/10	0	0	0



2015 GAME-BY-GAME (GAME 5)

BYU 30 UCONN 13

10.02.15 PROVO, UT - LAVELL EDWARDS STADIUM (ESPN2) ATT: 56,393



SCORING SUMMARY

FIRST QUARTER				UCONN	BYU
BYU	TD	02:44	Francis Bernard 1 Yd Rush (Trevor Samson Kick)	0	7
SECOND QUARTER				UCON	BYU
UCONN	TD	01:42	NEWSOME, Arkeel 30 Yd Pass From SHIRREFFS, Byr. (PUYOL, Bobby Kick)	7	7
THIRD QUARTER				UCONN	BYU
UCONN	FG	07:11	PUYOL, Bobby 37 Yd	10	7
BYU	FG	03:02	Trevor Samson 26 Yd	10	10
FOURTH QUARTER				UCONN	BYU
BYU	FG	13:24	Trevor Samson 25 Yd	10	13
BYU	TD	12:03	Mitch Mathews 21 Yd Pass From Tanner Mangum (Trevor Samson Kick)	10	20
UCONN	FG	08:59	PUYOL, Bobby 42 Yd	13	20
BYU	TD	07:26	Mitch Mathews 6 Yd Pass From Tanner Mangum (Trevor Samson Kick)	13	27
BYU	FG	00:26	Trevor Samson 32 Yd	13	30

TEAM STAT COMPARISON

	BYU	UCONN
1st Downs	31	14
Passing 1st Downs	20	9
Rushing 1st Downs	9	3
1st Downs from Penalties	2	2
3rd Down Efficiency	9-16	3-14
4th Down Efficiency	0-1	1-2
Total Yards	539	230
Passing	365	168
Comp-Att-Int	35-54-2	14-28-2
Average per attempt	6.8	6.0
Average per completion	10.4	12.0
Rushing	174	62
Rush Attempts	41	27
Yards per attempt	4.2	2.3
Red Zone (Made-Att)	5-6	0-0
Penalties	7-70	5-43
Turnovers	3	2
Fumbles lost	1	0
Interceptions Thrown	2	2
Defensive / Special Teams TDs	0	0
Possession	35:12	24:48
Sacks	4-20	2-7
PAT Kicks	3-3	1-1
Field Goals	3-5	2-2

MANGUM'S 365 YARDS LEAD BYU TO 30-13 WIN OVER UCONN

Offensive comes alive in fourth quarter to top Huskies

PROVO, Utah – Led by Tanner Mangum's record-breaking night, BYU football defeated Connecticut 30-13 at home on Friday night.

BYU (3-2) had 539 total yards in the win compared with 230 from UConn (3-2, 0-1 AAC). The Cougar defense had four sacks in the game and allowed just one touchdown.

Mangum completed 35 of 53 passes for 365 yards, two touchdowns and two interceptions, breaking the record for passing yards in a single game by a freshman quarterback at BYU.

Terenn Houk led the receivers with career-high 129 yards and Mitchell Juergens led the team with a career-high 10 receptions. Mitch Mathews caught two touchdown passes in the fourth quarter, totaling 78 receiving yards in the game. Running backs Algernon Brown and Francis Bernard rushed for 95 and 69 yards, respectively. Bernard had one touchdown.

Defensively, linebacker Sae Tautu led the team with six total tackles to go along with three tackles for loss and a sack. Bronson Kaufusi had three tackles, one sack, two tackles for loss and one interception.

In BYU's first series of the game, a miscommunication caused the first lost fumble of the season for the Cougars. However, the defense held strong and a sack from Sae Tautu forced the Huskies to punt.

BYU marched down the field 87 yards on 12 plays to get into the end zone on its second drive of the game with 2:44 remaining in the first quarter. Houk grabbed a 34-yard reception for the longest play of the drive, and Bernard rushed the ball at the 1-yard line to score his first career touchdown to put BYU up 7-0.

BYU Top Passing

	C-Att-Int	Yds	Y/A	Lng	TD	Sack	Effic
Tanner Mangum	35-53-2	365	6.9	34	2	2	128.79

BYU Top Rushers

	No	Gain	Loss	Net	Avg	Lng	TD
Algernon Brown	18	95	0	95	5.3	34	0
Francis Bernard	11	71	2	69	6.3	19	1
Nate Carter	8	14	0	14	1.8	3	0

BYU Top Receivers

	No	Yds	Avg	Lng	TD
Mitchell Juergens	10	74	7.4	21	0
Mitch Mathews	8	78	9.8	21	2
Terenn Houk	6	129	21.5	34	0

BYU Defensive Highlights

	Tot	Solo	Sacks	TFL/Y	PBU	FF	QBH
Sae Tautu	6	6	1.0	3/9	0	0	0
Bronson Kaufusi	3	3	1.0	2/2	0	0	2
Manoa Pikula	2	2	1.0	1/7	0	0	0



2015 GAME-BY-GAME (GAME 6)

BYU 45 EAST CAROLINA 38

10.10.15 PROVO, UT - LAVELL EDWARDS STADIUM (ESPNU) ATT: 60,186



SCORING SUMMARY

FIRST QUARTER				ECU	BYU
ECU	TD	07:21	SUMMERS, James 34 Yd Rush (PLOWMAN, Davis Kick)	7	0
ECU	TD	05:35	BOWDEN, Yiannis 0 Yd Punt (PLOWMAN, Davis Kick)	14	0
BYU	TD	01:36	Algernon Brown 22 Yd Pass From Tanner Mangum (Trevor Samson Kick)	14	7
SECOND QUARTER				ECU	BYU
BYU	TD	13:20	Algernon Brown 1 Yd Rush (Trevor Samson Kick)	14	14
BYU	TD	08:05	Mitch Mathews 13 Yd Pass From Tanner Mangum (Trevor Samson Kick)	14	21
BYU	TD	02:14	Terenn Houk 9 Yd Pass From Tanner Mangum (Trevor Samson Kick)	14	28
ECU	TD	00:06	BROWN, Trevon 1 Yd Pass From KEMP, Blake (PLOWMAN, Davis Kick)	21	28
THIRD QUARTER				ECU	BYU
BYU	TD	13:02	Algernon Brown 53 Yd Rush (Trevor Samson Kick)	21	35
BYU	FG	02:25	Trevor Samson 37 Yd	21	38
FOURTH QUARTER				ECU	BYU
ECU	TD	12:48	HAIRSTON, Chris 2 Yd Rush (PLOWMAN, Davis Kick)	28	38
ECU	TD	06:02	JONES, Isaiah 7 Yd Pass From KEMP Blake (PLOWMAN, Davis Kick)	35	38
ECU	FG	04:01	PLOWMAN, Davis 34 Yd	38	38
BYU	TD	00:19	Algernon Brown 9 Yd Rush (Trevor Samson Kick)	38	45

TEAM STAT COMPARISON

	BYU	ECU
1st Downs	26	27
Passing 1st Downs	13	17
Rushing 1st Downs	11	8
1st Downs from Penalties	2	2
3rd Down Efficiency	6-16	3-12
4th Down Efficiency	3-4	1-1
Total Yards	508	518
Passing	341	385
Comp-Att-Int	25-38-1	30-42-1
Average per attempt	9.0	9.2
Average per completion	13.6	12.8
Rushing	167	133
Rush Attempts	43	32
Yards per attempt	3.9	4.2
Red Zone (Made-Att)	5-5	4-4
Penalties	7-61	7-64
Turnovers	2	3
Fumbles lost	1	2
Interceptions Thrown	1	1
Defensive / Special Teams TDs	0	1
Possession	32:15	27:45
Sacks	3-20	4-29
PAT Kicks	6-6	5-5
Field Goals	1-1	1-1

BROWN RUNS BYU TO 45-38 WIN OVER EAST CAROLINA

PROVO, Utah — Algernon Brown's career performance, including the game-winning touchdown on the final drive, led BYU to a 45-38 win over East Carolina in the homecoming game Saturday night.

When BYU's offense went cold in the fourth quarter, the Pirates (3-3, 1-1 American Athletic Conference) rallied with 17 points to tie BYU (4-2), 38-38.

Quarterback Tanner Mangum left the game during the third quarter after hobbling following a run but returned on BYU's final drive. Mangum went 3 for 4 on the drive for 27 yards and Brown rushed nine yards for his fourth touchdown for the game-winner with 19 seconds remaining.

The Cougars had 508 yards of total offense, just shy of the Pirates' 518 total yards. Mangum completed 24 of 33 passes for 341 yards, his third game throwing over 300 yards. He threw three touchdowns and had no interceptions.

Brown rushed for 134 yards on 24 carries for three touchdowns, all career highs. He also had one receiving touchdown. Devon Blackmon had a game-high 142 yards on nine catches. Mitch Mathews and Terenn Houk both caught touchdowns in the win.

Michael Wadsworth led the team in tackles with 10, followed closely by Kai Nacua's nine. Sione Takitaki had five tackles, 2.5 tackles for loss, two sacks and recovered a fumble. Fred Warner recorded an interception and a fumble recovery.

ECU jumped out to a 14-0 lead in the first quarter after two costly turnovers by BYU. After a Pirate fumble recovery, ECU quarterback James Summers held the ball on fourth down and rushed for 34 yards to get the touchdown and an early 7-0 lead with 7:21 remaining in the quarter. Just two minutes later, ECU blocked a punt and recovered it in the end zone to extend the lead to 14-0. touchdown catch by Brown with 1:36 left in the first quarter.

BYU Top Passing

	C-Att-Int	Yds	Y/A	Lng	TD	Sack	Effic
Tanner Mangum	24-33-0	332	10.1	45	3	3	187.24
Beau Hoge	1-5-1	9	1.8	9	0	1	-4.88

BYU Top Rushers

	No	Gain	Loss	Net	Avg	Lng	TD
Algernon Brown	24	135	1	134	5.6	53	3
Francis Bernard	8	30	0	30	3.8	7	0
Jonny Linehan	1	7	0	7	7.0	7	0

BYU Top Receivers

	No	Yds	Avg	Lng	TD
Devon Blackmon	9	142	15.8	39	0
Mitch Mathews	4	72	18.0	45	1
Terenn Houk	4	43	10.8	15	1

BYU Defensive Highlights

	Tot	Solo	Sacks	TFL/Y	PBU	FF	QBH
Michael Wadsworth	10	8	0.0	0	0	0	0
Kai Nacua	9	6	0.0	1/4	0	0	0
Sione Takitaki	5	3	2.0	2.5/15	0	0	0



2015 GAME-BY-GAME (GAME 7)

BYU 38 CINCINNATI 24

10.16.15 PROVO, UT - LAVELL EDWARDS STADIUM (ESPN) ATT: 57,612



SCORING SUMMARY

FIRST QUARTER				CINCY	BYU
CINCY	FG	11:48	GANTZ, Andrew 29 Yd	3	0
CINCY	TD	04:54	DOWDY, DJ 1 Yd Pass From GREEN, Tion (GANTZ, Andrew Kick)	10	0
SECOND QUARTER				CINCY	BYU
BYU	FG	13:29	Trevor Samson 29 Yd	10	3
CINCY	TD	06:50	BOONE, Mike 5 Yd Rush (GANTZ, Andrew Kick)	17	3
BYU	TD	04:30	Algernon Brown 5 Yd Rush (Trevor Samson Kick)	17	10
THIRD QUARTER				CINCY	BYU
BYU	TD	09:31	Nick Kurtz 19 Yd Pass From Tanner Mangum (Trevor Samson Kick)	17	17
CINCY	TD	03:28	GREEN, Tion 2 Yd Rush (GANTZ, Andrew Kick)	24	17
FOURTH QUARTER				CINCY	BYU
BYU	TD	10:24	Algernon Brown 2 Yd Rush (Trevor Samson Kick)	24	24
BYU	TD	08:14	Nick Kurtz 53 Yd Pass From Tanner Mangum (Trevor Samson Kick)	24	31
BYU	TD	04:35	Francis Bernard 11 Yd Rush (Trevor Samson Kick)	24	38

TEAM STAT COMPARISON

	BYU	CINCY
1st Downs	22	21
Passing 1st Downs	10	13
Rushing 1st Downs	7	6
1st Downs from Penalties	5	2
3rd Down Efficiency	2-11	7-17
4th Down Efficiency	1-1	1-1
Total Yards	449	341
Passing	252	220
Comp-Att-Int	19-32-1	16-31-0
Average per attempt	7.9	7.1
Average per completion	13.3	13.8
Rushing	197	121
Rush Attempts	29	46
Yards per attempt	6.8	2.6
Red Zone (Made-Att)	5-5	4-4
Penalties	10-74	9-65
Turnovers	1	0
Fumbles lost	0	0
Interceptions Thrown	1	0
Defensive / Special Teams TDs	0	0
Possession	26:18	33:42
Sacks	8-30	0-0
PAT Kicks	5-5	3-3
Field Goals	1-1	1-2

BYU DEFEATS CINCINNATI 38-24 AFTER DEFENSE SPARKS FOURTH-QUARTER COMEBACK

PROVO, Utah – Facing another deficit, Tanner Mangum led the offense to three touchdowns in the fourth quarter and BYU's defense put the clamps down to come back and defeat Cincinnati 38-24 on Friday night at LaVell Edwards Stadium.

After a rough first half of offense, BYU (5-2) finished the game with 449 total yards to Cincinnati's (3-3, 0-2 American Athletic Conference) 341 yards. Led by Bronson Kaufusi's three sacks, the Cougar defense had eight sacks in the game for the first time since 1997 as it stymied the Bearcat offense over the final three quarters. The defense also had 12 tackles for loss.

Stone Taktaki led the Cougars with a career high of nine tackles to go along with two tackles for loss while Fred Warner and Sae Tautu each had two stops behind the line as well.

Mangum ended the game throwing 19 of 32 for two touchdowns and one interception. Nick Kurtz led the BYU receivers with 119 yards and two touchdowns on six catches. The running backs split up the load with Algernon Brown running for 88 yards and two touchdowns on 20 carries. Freshman Francis Bernard scored one touchdown and rushed for 60 yards on just four carries.

BYU was unable to connect on offense in the first quarter, allowing Cincinnati to jump out to an early 10-0 lead. Kaufusi came up big with a blocked field goal attempt at the start of the second quarter to set up the offense, but despite a 38-yard reception from Mitch Mathews, the Cougars settled for a 29-yard field goal by Trevor Samson to make it 10-3 with 13:29 until the half.

An interception on the BYU 20-yard line put Cincinnati in a position to score. The defense almost held on with the stop on third down, but a holding penalty gave the Bearcats the first down. Mike Boone rushed five yards to score with 6:50 until the break to push their lead to 17-3.

BYU Top Passing

	C-Att-Int	Yds	Y/A	Lng	TD	Sack	Effic
Tanner Mangum	19-32-1	252	7.9	53	2	0	139.90

BYU Top Rushers

	No	Gain	Loss	Net	Avg	Lng	TD
Algernon Brown	20	89	1	88	4.4	15	2
Francis Bernard	4	60	0	60	15.0	40	1
Riley Burt	2	48	0	48	24.0	41	0

BYU Top Receivers

	No	Yds	Avg	Lng	TD
Nick Kurtz	6	119	19.8	53	2
Mitch Mathews	3	54	18.0	38	0
Devon Blackmon	3	32	10.7	12	0

BYU Defensive Highlights

	Tot	Solo	Sacks	TFL/Y	PBU	FF	QBH
Fred Warner	8	7	0.0	2/4	0	0	0
Sione Taktaki	8	3	0.5	2/5	0	0	0
Bronson Kaufusi	7	4	3.5	3.5/12	0	1	1



BYU 70 WAGNER 6

10.24.15 PROVO, UT - LAVELL EDWARDS (BYUTV) ATT: 56,015



SCORING SUMMARY

FIRST QUARTER				WAGNER	BYU
BYU	TD	13:47	Colby Pearson 16 Yd Pass From Tanner Mangum (Trevor Samson Kick)	0	7
BYU	TD	11:28	Mitch Mathews 20 Yd Pass From Tanner Mangum (Trevor Samson Kick)	0	14
BYU	TD	07:52	Algernon Brown 42 Yd Rush (Trevor Samson Kick)	0	21
BYU	TD	03:35	Algernon Brown 37 Yd Rush (Trevor Samson Kick)	0	28
SECOND QUARTER				WAGNER	BYU
BYU	TD	13:07	Mitch Mathews 19 Yd Pass From Tanner Mangum (Trevor Samson Kick)	0	35
BYU	TD	09:49	Francis Bernard 1 Yd Rush (Trevor Samson Kick)	0	42
BYU	TD	04:17	Beau Hoge 2 Yd Rush (Trevor Samson Kick)	0	49
THIRD QUARTER				WAGNER	BYU
WAGNER	TD	06:52	MCKINNON, M. 1 Yd Rush	6	49
BYU	TD	03:23	David Kessler 47 Yd Pass From Beau Hoge (Trevor Samson Kick)	6	56
BYU	TD	00:55	Nate Carter 70 Yd Rush (Trevor Samson Kick)	6	63
FOURTH QUARTER				WAGNER	BYU
BYU	TD	08:07	Beau Hoge 1 Yd Rush (Trevor Samson Kick)	6	70

TEAM STAT COMPARISON

	BYU	WAGNER
1st Downs	31	6
Passing 1st Downs	16	3
Rushing 1st Downs	15	3
1st Downs from Penalties	0	0
3rd Down Efficiency	8-9	6-17
4th Down Efficiency	0-1	0-0
Total Yards	741	129
Passing	411	40
Comp-Att-Int	23-27-0	8-16-1
Average per attempt	15.2	2.5
Average per completion	17.9	5.0
Rushing	330	89
Rush Attempts	42	36
Yards per attempt	7.9	2.5
Red Zone (Made-Att)	6-6	1-1
Penalties	7-55	2-15
Turnovers	0	1
Fumbles lost	0	0
Interceptions Thrown	0	1
Defensive / Special Teams TDs	0	0
Possession	29:23	30:37
Sacks	3-13	0-0
PAT Kicks	10-10	0-1
Field Goals	0-0	0-0

COUGARS CRUISE PAST SEAHAWKS 70-6

PROVO, Utah – BYU football scored the most points in Bronco Mendenhall's time as head coach in a 70-6 win over Wagner Saturday afternoon at LaVell Edwards Stadium.

BYU (6-2) totaled 741 yards of offense (330 rushing yards) in the win while holding Wagner (0-7, 0-3 Northeast Conference) to 129 yards. The Cougars tallied six rushing and four passing touchdowns.

Tanner Mangum went 12 of 13 for 237 yards and three touchdowns at quarterback before being relieved in the second quarter. Beau Hoge took over, going 8 of 11 for 117 yards and one touchdown. Koy Detmer Jr. also took a turn at quarterback for BYU, throwing 3 of 3 for 57 yards.

Two Cougars rushed for over 100 yards in the victory. Algernon Brown rushed for 109 yards and two touchdowns on just six attempts. Nate Carter notched 102 yards and one touchdown on 10 carries. The receiving yards were spread out among the team. Eight players totaled 20 or more receiving yards. David Kessler led the team with 78 yards and one touchdown.

Manoa Pikula led the team in tackles with six, while Fred Warner totaled four tackles, two sacks and one quarterback hurry. Trevor Samson was a perfect 7 for 7 on PATs attempts.

The Cougar offense got going right from the start, jumping out to a 28-0 lead after the first quarter. Colby Pearson scored his first touchdown of the season and the first touchdown of the game on a 16-yard reception from Mangum just 1:13 into the game.

With 11:28 left in the quarter, Mitch Mathews also caught a touchdown pass, a 20-yard reception, to extend the lead. The last two scores of the quarter for BYU were rushing touchdowns from Brown, 42-yard and 37-yard rush. The defense held Wagner to just one first down in the quarter.

BYU Top Passing

	C-Att-Int	Yds	Y/A	Lng	TD	Sack	Effic
Tanner Mangum	12-13-0	237	18.2	46	3	0	321.60
Beau Hoge	8-11-0	117	10.6	47	1	0	192.07

BYU Top Rushers

	No	Gain	Loss	Net	Avg	Lng	TD
Algernon Brown	6	109	0	109	18.2	42	2
Nate Carter	10	105	3	102	10.2	70	1
Francis Bernard	6	54	0	54	9.0	21	1

BYU Top Receivers

	No	Yds	Avg	Lng	TD
David Kessler	3	78	26.0	47	1
Mitch Mathews	3	44	14.7	20	2
Josh Weeks	3	23	7.7	13	0

BYU Defensive Highlights

	Tot	Solo	Sacks	TFL/Y	PBU	FF	QBH
Manoa Pikula	6	3	0.0	0	0	0	0
Jordan Preator	5	2	0.0	0	0	0	0
Austin Heder	4	2	0.0	0	0	0	0



2015 GAME-BY-GAME (GAME 9)

BYU 17 SAN JOSE STATE 16

11.06.15 SAN JOSE, CA - SPARTAN STADIUM (CBS SPORTS) ATT: 15,652



SCORING SUMMARY

FIRST QUARTER				BYU	SJSU
SJSU	FG	10:07	LOPEZ, Austin 31 Yd	0	3
BYU	TD	06:09	Mitch Mathews 4 Yd Pass From Tanner Mangum (Trevor Samson Kick)	7	3
SECOND QUARTER				BYU	SJSU
BYU	TD	10:12	Algernon Brown 5 Yd Rush (Trevor Samson Kick)	14	3
SJSU	TD	00:21	WALLACE, Clevel 61 Yd Int (LOPEZ, Austin Kick)	14	10
FOURTH QUARTER				BYU	SJSU
BYU	FG	11:21	Trevor Samson 31 Yd	17	10
SJSU	TD	00:45	POTTER, Kenny 6 Yd Rush	17	16

TEAM STAT COMPARISON		
	BYU	SJSU
1st Downs	17	18
Passing 1st Downs	14	9
Rushing 1st Downs	3	6
1st Downs from Penalties	0	3
3rd Down Efficiency	6-13	6-15
4th Down Efficiency	0-0	1-2
Total Yards	329	269
Passing	293	147
Comp-Att-Int	23-37-1	18-26-0
Average per attempt	7.9	5.7
Average per completion	12.7	8.2
Rushing	36	122
Rush Attempts	25	38
Yards per attempt	1.4	3.2
Red Zone (Made-Att)	3-3	2-3
Penalties	7-84	2-10
Turnovers	1	1
Fumbles lost	0	1
Interceptions Thrown	1	0
Defensive / Special Teams TDs	0	1
Possession	26:41	33:19
Sacks	4-30	3-17
PAT Kicks	2-2	1-1
Field Goals	1-1	1-2

DEFENSE HOLDS OFF SAN JOSE STATE IN 17-16 WIN

SAN JOSE, Calif. – Defensive back Michael Wadsworth prevented a two-point conversion to shut down a San Jose State comeback and give BYU football a 17-16 win on Friday night at Spartan Stadium.

With 0:45 seconds left in the game, SJSU quarterback Kenny Potter rushed six yards to the pylon for six to make it a one-point game. San Jose State went for the win and attempted the two-point conversion with a halfback pass. Wadsworth read the play and was able to get a hand up to disrupt the pass and the ball fell to the turf to preserve the lead.

The Spartans tried for the onside kick and 6-foot-6 BYU wide receiver Mitch Mathews out-jumped San Jose State's hands team and knocked the ball out of bounds, giving possession to the Cougars to seal the win.

BYU (7-2) tallied 329 total yards, outgaining San Jose's (4-5, 3-2 Mountain West Conference) 269 yards. The teams were equal in sacks and turnovers with three and one apiece on a night that saw its up's and down's. The Cougars dominated the pass game with 293 compared to the Spartans' 147.

Wadsworth led the defense with 10 total tackles in the win. Fred Warner had two sacks to go along with his eight tackles.

Tanner Mangum went 23 of 37 for 293 yards, one touchdown and one interception. Devon Blackmon notched 102 yards on six catches, his third 100-yard receiving game. Mitch Mathews caught the lone receiving touchdown in the game as one of four receptions totaling 62 yards.

BYU Top Passing							
	C-Att-Int	Yds	Y/A	Lng	TD	Sack	Effic
Tanner Mangum	23-37-1	293	7.9	39	1	3	132.19

BYU Top Rushers							
	No	Gain	Loss	Net	Avg	Lng	TD
Algernon Brown	12	41	0	41	3.4	12	1
Adam Hine	3	9	0	9	3.0	7	0
Francis Bernard	2	5	0	5	2.5	5	0

BYU Top Receivers						
	No	Yds	Avg	Lng	TD	
Devon Blackmon	6	102	17.0	39	0	
Mitch Mathews	4	62	15.5	34	1	
Terrenn Houk	4	32	8.0	9	0	

BYU Defensive Highlights							
	Tot	Solo	Sacks	TFL/Y	PBU	FF	QBH
Michael Wadsworth	10	6	0.0	0	0	0	0
Jheremya Leuta-Douyere	9	4	0.5	0.5/6	1	0	0
Harvey Langi	8	4	0.0	0	0	0	0



2015 GAME-BY-GAME (GAME 10)

MISSOURI 20 **BYU** 16

11.14.15 - KANSAS CITY, MO - ARROWHEAD STADIUM (SEC NETWORK) ATT: 35,150



SCORING SUMMARY

FIRST QUARTER				BYU	MISS
MISS	FG	00:56	Baggett, Andrew 23 Yd	0	3
SECOND QUARTER				BYU	MISS
BYU	FG	07:29	Trevor Samson 23 Yd	3	3
MISS	FG	00:54	Baggett, Andrew 34 Yd	3	6
THIRD QUARTER				BYU	MISS
MISS	TD	06:21	Algernon Brown 11 Yd Rush (Trevor Samson Kick)	10	6
FOURTH QUARTER				BYU	MISS
MISS	TD	13:03	Moore, J'Mon 4 Yd Pass From Lock, Drew (Baggett, Andrew Kick)	10	13
MISS	TD	10:03	Hunt, Tyler 1 Yd Rush (Baggett, Andrew Kick)	10	20
BYU	TD	07:19	Francis Bernard 6 Yd Pass From Tanner Mangum	16	20

TEAM STAT COMPARISON

	BYU	MISS
1st Downs	18	23
Passing 1st Downs	11	12
Rushing 1st Downs	3	9
1st Downs from Penalties	4	2
3rd Down Efficiency	3-10	13-20
4th Down Efficiency	0-0	1-1
Total Yards	290	434
Passing	244	244
Comp-Att-Int	23-41-0	19-28-1
Average per attempt	6.0	8.7
Average per completion	10.6	12.8
Rushing	46	190
Rush Attempts	15	55
Yards per attempt	3.1	3.5
Red Zone (Made-Att)	3-4	4-6
Penalties	6-42	8-91
Turnovers	2	2
Fumbles lost	2	1
Interceptions Thrown	0	1
Defensive / Special Teams TDs	0	0
Possession	20:56	39:04
Sacks	0-0	1-6
PAT Kicks	1-2	2-2

BYU FALLS 20-16 TO MISSOURI

BYU's offense slowed by stingy Missouri defense.

KANSAS CITY, Mo. – The fourth-quarter comeback fell short for BYU football, falling 20-16 to Missouri at Arrowhead Stadium on Saturday night.

Francis Bernard scored a touchdown with 7:19 left in the game to put the Cougars within striking distance. Despite one more chance on offense, BYU could not find the end zone again. The Cougar defense was unable to get a stop on the other end and time ran out on the Cougars.

The loss snaps a five-game win streak for BYU (7-3) and ends a four-game losing streak for Missouri (5-5, 1-5 SEC). The Tigers outgained the Cougars in yards 434 to 290. Penalties played a major role in this game as BYU had six for 42 yards while Missouri had eight for 91 yards, with both sides benefitting from extended drives due to penalties.

Tanner Mangum went 23 of 41 for 244 yards and one touchdown. Mangum became the school's freshman record holder in passing yards and touchdown passes with 2,442 yards and 16 touchdown passes on the season.

Wide receiver Nick Kurtz led the Cougars with 67 yards on three catches. Freshman running back Bernard added 56 receiving yards and one touchdown. The other Cougar touchdown scored came from Algernon Brown, who led the team with 42 rushing yards.

Bronson Kaufusi led the defense in the game with a career-high 10 tackles, three tackles for loss, two forced fumbles and a fumble recovery. Harvey Langi also had a career-high 10 tackles in the game while Jherremiya Leuta-Douyere tied a career high with nine.

BYU Top Passing

	C-Att-Int	Yds	Y/A	Lng	TD	Sack	Effic
Tanner Mangum	23-41-0	244	6.0	35	1	1	114.14

BYU Top Rushers

	No	Gain	Loss	Net	Avg	Lng	TD
Algernon Brown	7	42	0	42	6.0	13	1
Adam Hiné	6	10	3	7	1.2	5	0
Francis Bernard	1	3	0	3	3.0	3	0

BYU Top Receivers

	No	Yds	Avg	Lng	TD
Francis Bernard	4	56	14.0	35	1
Colby Pearson	4	40	10.0	18	0
Mitch Mathews	4	20	5.0	11	0

BYU Defensive Highlights

	Tot	Solo	Sacks	TFL/Y	PBU	FF	QBH
Harvey Langi	10	8	0.0	0	0	0	0
Bronson Kaufusi	10	8	0.0	3/6	0	2	0
Jherremiya	9	7	0.0	1.5/2	0	0	0



2015 GAME-BY-GAME (GAME 11)

BYU 52 FRESNO STATE 10

11.21.15 PROVO, UT - LAVELL EDWARDS STADIUM (BYUtv) ATT: 57,515



SCORING SUMMARY

FIRST QUARTER				FS	BYU
FS	FG	05:11	KROENING, Kody 28 Yd	3	0
BYU	FG	01:42	Trevor Samson 40 Yd	3	3
SECOND QUARTER				FS	BYU
BYU	TD	13:25	Francis Bernard 1 Yd Rush (Trevor Samson Kick)	3	10
BYU	TD	07:21	Kai Nacua 32 Yd Int	3	16
BYU	TD	06:11	Moroni Lau-Lu-Pututau 18 Yd Pass From Tanner Mangum	3	24
THIRD QUARTER				FS	BYU
BYU	TD	09:59	Francis Bernard 1 Yd Rush (Trevor Samson Kick)	3	31
BYU	TD	05:06	Algernon Brown 45 Yd Rush (Trevor Samson Kick)	3	38
FOURTH QUARTER				FS	BYU
BYU	TD	14:52	Terenn Houk 15 Yd Pass From Remington Peck (Trevor Samson Kick)	3	45
BYU	TD	12:22	Nate Carter 5 Yd Rush (Trevor Samson Kick)	3	52
FS	TD	08:42	ANDERSON, Kiito 29 Yd Rush (KROENING, Kody Kick)	10	52

TEAM STAT COMPARISON

	BYU	FS
1st Downs	22	17
Passing 1st Downs	18	10
Rushing 1st Downs	4	5
1st Downs from Penalties	0	2
3rd Down Efficiency	4-11	7-19
4th Down Efficiency	0-2	0-2
Total Yards	520	275
Passing	362	190
Comp-Att-Int	26-39-0	18-48-3
Average per attempt	9.3	4.0
Average per completion	13.9	10.6
Rushing	158	85
Rush Attempts	34	30
Yards per attempt	4.6	2.8
Red Zone (Made-Att)	5-5	1-3
Penalties	7-70	4-35
Turnovers	2	3
Fumbles lost	2	0
Interceptions Thrown	0	3
Defensive / Special Teams TDs	1	0
Possession	29:22	30:38
Sacks	4-26	1-5
PAT Kicks	5-6	1-1
Field Goals	1-1	1-2

BYU ROLLS FRESNO STATE 52-10 FOR UNDEFEATED HOME SEASON

PROVO, Utah – BYU football won its final home game of the season against Fresno State 52-10 on Senior Day to finish the season undefeated at LaVell Edwards Stadium.

BYU (8-3) outgained Fresno State (3-8, 2-5 Mountain West) 520 yards to 275. The Cougars were a perfect 5 for 5 on blue-zone attempts in the win and forced three turnovers leading to 21 points.

Tanner Mangum went 24 of 37 for 336 yards and one touchdown. Moroni Lau-Lu-Pututau led the Cougars with 95 receiving yards and one touchdown. In rushing yards, Algernon Brown led the team with 97 yards and one touchdown. Francis Bernard had two touchdowns with 45 total yards.

For the defense, Bronson Kaufusi filled out the stat sheet. He had a team-high five total tackles, four tackles for loss, one pass breakup and three sacks. Kai Nacua had two interceptions, one of which was returned for a touchdown, his second pick-six of the season. Fred Warner also had an interception to go along with his four total tackles.

Offense started off sluggish for both teams in the first quarter with three and outs for both teams' first series. The Cougars attempted a fake punt on fourth down, but the Bulldogs stopped it and put themselves in good field position. The BYU defense held Fresno State to a 28-yard field goal to take the early 3-0 lead with 5:11 remaining in the quarter.

In the Cougars' next series, they answered back. Receptions by Mitchell Juergens, Colby Pearson and Bernard put BYU in position for Trevor Samson to kick a 40-yard field goal and tie it up with four minutes to go in the first quarter.

Mitch Mathews caught a 45-yard pass from Mangum in the first play of the second quarter to put the Cougars in the scoring position. With 13:25 on the clock, Bernard leaped over the defense into the end zone to score the first touchdown of the game and take the 10-3 lead.

BYU Top Passing

	C-Att-Int	Yds	Y/A	Lng	TD	Sack	Effic
Tanner Mangum	24-37-0	336	9.1	54	1	1	150.06
Remington Peck	1-1-0	15	15.0	15	1	0	556.00

BYU Top Rushers

	No	Gain	Loss	Net	Avg	Lng	TD
Algernon Brown	11	98	1	97	8.8	45	1
Riley Burt	10	34	5	29	2.9	13	0
Tanner Mangum	4	14	0	14	3.5	4	0

BYU Top Receivers

	No	Yds	Avg	Lng	TD
Terenn Houk	5	44	8.8	15	1
Colby Pearson	4	55	13.8	33	0
Nick Kurtz	4	41	10.3	14	0

BYU Defensive Highlights

	Tot	Solo	Sacks	TFL/Y	PBU	FF	QBH
Bronson Kaufusi	5	5	3.0	4/20	1	0	0
Harvey Langi	4	4	0.0	0	0	0	0
Grant Jones	4	4	0.0	0	0	0	0



2015 GAME-BY-GAME (GAME 12)

BYU 51 UTAH STATE 28

11.28.15 LOGAN, UT - MAVERIK STADIUM (CBS SPORTS) ATT: 22,509



SCORING SUMMARY

FIRST QUARTER				BYU	USU
USU	TD	12:52	KEETON, Chuckie 52 Yd Rush (THOMPSON, Jake Kick)	0	7
BYU	TD	10:08	Algernon Brown 8 Yd Rush (Trevor Samson Kick)	7	7
BYU	FG	00:29	Trevor Samson 41 Yd	10	7
SECOND QUARTER				BYU	USU
USU	TD	07:05	HUNT, LaJuan 6 Yd Rush (THOMPSON, Jake Kick)	10	14
USU	TD	03:00	SHARP, Hunter 24 Yd Pass From KEETON, Chuckie (THOMPSON, Jake Kick)	10	21
BYU	TD	02:42	Mitch Mathews 72 Yd Pass From Tanner Mangum (Trevor Samson Kick)	17	21
BYU	TD	00:00	Tomasí Laulile 37 Yd Fumb (Trevor Samson Kick)	24	21
THIRD QUARTER				BYU	USU
BYU	TD	13:40	Mitch Mathews 35 Yd Pass From Tanner Mangum (Trevor Samson Kick)	31	21
BYU	TD	03:01	Francis Bernard 10 Yd Rush (Trevor Samson Kick)	38	21
FOURTH QUARTER				BYU	USU
USU	TD	14:48	VIGIL, Nick 2 Yd Rush (WARREN, Brock Kick)	38	28
BYU	TD	12:06	Francis Bernard 4 Yd Pass From Tanner Mangum	44	28
BYU	TD	03:02	Algernon Brown 18 Yd Pass From Tanner Mangum (Trevor Samson Kick)	51	28

TEAM STAT COMPARISON

	BYU	USU
1st Downs	15	23
Passing 1st Downs	9	10
Rushing 1st Downs	4	12
1st Downs from Penalties	2	1
3rd Down Efficiency	4-13	8-19
4th Down Efficiency	1-2	2-4
Total Yards	358	445
Passing	284	243
Comp-Att-Int	16-30-0	20-45-0
Average per attempt	9.5	5.4
Average per completion	17.8	12.2
Rushing	74	202
Rush Attempts	31	43
Yards per attempt	2.4	4.7
Red Zone (Made-Att)	5-6	2-4
Penalties	9-76	8-70
Turnovers	0	2
Fumbles lost	0	2
Interceptions Thrown	0	0
Defensive / Special Teams TDs	1	0
Possession	27:02	32:58
Sacks	2-25	3-24
PAT Kicks	6-7	4-4
Field Goals	1-1	0-3

BYU BEATS UTAH STATE 51-28 TO TAKE BACK OLD WAGON WHEEL

LOGAN, Utah – BYU football scored 28 unanswered points to beat Utah State 51-28 on the road at Maverik Stadium on Saturday.

Despite being outgained in total yards 358 to 445, BYU (9-3) recovered two fumbles and blocked two kicks to secure the win over Utah State (6-6, 5-3 Mountain West).

Tanner Mangum went 16 of 30 for 284 yards and four touchdowns—his third multi-touchdown game of the year. Mitch Mathews led the receivers with 158 yards and two touchdowns on six catches, including a 72-yard touchdown in the second quarter. Algernon Brown rushed 68 yards for one touchdown in the win while Francis Bernard had on rushing and one receiving score.

On the defensive side, Michael Wadsworth led the team with 10 total tackles. Fred Warner added nine total tackles along with one tackle for loss and one fumble recovery. Travis Tuiloma also had a career-high nine tackles and one sack in the win while Tomasí Laulile had a 37-yard fumble return for a touchdown. On special teams, Riley Burt had four kick returns for 107 yards. Bronson Kaufusi added a sack and two blocked field goals. He now has four blocked kicks this season.

Utah State jumped out to the early 7-0 lead after its first series when senior quarterback Chuckie Keeton rushed 52 yards into the end zone. BYU answered back in its first possession by marching down the field into blue zone. Mathews caught a 32-yard reception to set up Brown to rush eight yards for the touchdown, tying it at 7-7 with 10:08 left in the first quarter.

The Cougar defense came up big when Bronson Kaufusi blocked the Aggies' field goal attempt, keeping the game tied. Kurt Henderson caught a 38-yard pass to put Trevor Samson in position to kick a 41-yard field goal, taking the 10-7 lead right before the end of the quarter.

BYU Top Passing

	C-Att-Int	Yds	Y/A	Lng	TD	Sack	Effic
Tanner Mangum	16-30-0	284	9.5	72	4	3	176.85

BYU Top Rushers

	No	Gain	Loss	Net	Avg	Lng	TD
Algernon Brown	16	80	12	68	4.3	22	1
Francis Bernard	3	17	0	17	5.7	10	1
Harvey Langi	3	15	0	15	5.0	11	0

BYU Top Receivers

	No	Yds	Avg	Lng	TD
Mitch Mathews	6	158	26.3	72	2
Kurt Henderson	2	39	19.5	38	0
Francis Bernard	2	4	2.0	4	1

BYU Defensive Highlights

	Tot	Solo	Sacks	TFL/Y	PBU	FF	QBH
Michael Wadsworth	10	7	0.0	0	0	0	0
Kai Nacua	9	7	0.0	0	1	0	0
Travis Tuiloma	9	5	1.0	1/10	0	0	0



2015 ROYAL PURPLE LAS VEGAS BOWL

NO. 22 UTAH 35 **BYU** 28

12.19.15 LAS VEGAS, NV - SAM BOYD STADIUM (BYUtv) ATT: 57,515



BYU HEARTBREAK IN 35-28 LOSS

BYU nearly put together one of the greatest comebacks in BYU history after digging a 35-0 hole in the first quarter but came up short in the final minutes

LAS VEGAS – The BYU football team was denied a chance to pull off one of the biggest comebacks in Cougar history and fell short to the University of Utah 35-28 in the Royal Purple Las Vegas Bowl.

After surrendering five turnovers on its first five possessions, BYU (9-4) found itself in a 35-0 hole after the first 10 minutes of the game. The Cougars would not fold in the game, however.

BYU rallied for a touchdown on its last possession of the first half to trail 35-7. Out of the break, the Cougars strung together three more touchdowns and held the Utes (10-3) scoreless to make it 35-28 with 3:23 remaining in the game. Utah converted two first downs on its final drive to get into the victory formation and prevent the Cougars from having another chance.

After a forgettable first quarter, BYU dominated the statistics, outgaining Utah 386 to 197 in total yards and 315 to 71 in the throwing game. The Cougars averaged 4.8 yards per play to Utah's 3.0, but 35 points off five turnovers was too much to overcome.

Despite throwing three interceptions and fumbling in the first quarter, true freshman Tanner Mangum stayed composed to finish the game 25 of 56 for 315 yards and two touchdowns. He also rushed for a 4-yard touchdown. He finished his true freshman season with 3,377 passing yards and 23 touchdowns.

Devon Blackmon caught three passes for 97 yards while Nick Kurtz and Remington Peck each caught a touchdown pass. Francis Bernard added one rushing touchdown as part of his seven carries for 58 yards. He added a pair of receptions.

Defensively, Bronson Kaufusi led BYU in tackles in his final game of a Cougar with nine and had three tackles for loss. Laulile posted a pair of sacks while Micah Hannemann had one of his own.

Trying to escape pressure, Mangum fumbled at the 25-yard line on BYU's first possession. The Utes took advantage on a short field, punching it in from a yard out to take an early 7-0 lead with 10:59 remaining.

On BYU's next possession a tipped pass fell into the hands of Utah's Tevin Carter and returned for a score, putting BYU in a 14-point hole just 17 seconds later.

TEAM STAT COMPARISON

	BYU	UTAH
1st Downs	22	17
Passing 1st Downs	18	10
Rushing 1st Downs	4	5
1st Downs from Penalties	0	2
3rd Down Efficiency	4-11	7-19
4th Down Efficiency	0-2	0-2
Total Yards	520	275
Passing	362	190
Comp-Att-Int	26-39-0	18-48-3
Average per attempt	9.3	4.0
Average per completion	13.9	10.6
Rushing	158	85
Rush Attempts	34	30
Yards per attempt	4.6	2.8
Red Zone (Made-Att)	5-5	1-3
Penalties	7-70	4-35
Turnovers	2	3
Fumbles lost	2	0
Interceptions Thrown	0	3
Defensive / Special Teams	1	0
Possession	29:22	30:38
Sacks	4-26	1-5
PAT Kicks	5-6	1-1
Field Goals	1-1	1-2



2015 ROYAL PURPLE LAS VEGAS BOWL

It didn't get better for the Cougars on the next two possessions. Back-to-back picks for Mangum resulted in another 14 points for Utah. A return to the 1-yard line on the first pick ended in a 1-yard touchdown and the second was a pick-six.

A fifth BYU turnover in five opening possessions set up Utah's fifth touchdown of the first quarter, making it 35-0 with 4:38 left in first quarter.

The Cougar defense shined after the barrage of turnovers, forcing four consecutive punts for Utah, including three 3-and-outs. BYU finally capitalized on its last drive of the half. Despite being pinned at their own 3-yard line, BYU executed a 97-yard drive to make it 35-7 at half.

Peck caught a 3-yard pass from Mangum to cap the drive. Mangum was 5 of 6 for 83 yards on the drive. Peck's touchdown reception was the first by a BYU tight end this year.

Not ready to quit, BYU scored on its opening drive out of the half. Mangum hit Bernard on a swing pass in the backfield at the 10-yard line and Bernard rumbled into the end zone for a 10-yard rushing touchdown to make it 35-14 with 10:02 to go in the third quarter.

BYU was driving on its next possession but suffered a sack on third down forcing a punt. Utah put together a five-minute drive but turned the ball over on downs at the BYU 35-yard line one minute into the fourth quarter.

Facing a fourth and 13, Blackmon got loose behind the defense and Mangum found him for a 44-yard gain to keep the drive alive. On another fourth down at the Utah 4-yard line, Mangum rocketed a pass over the middle to Kurtz for a touchdown to get the Cougars within two scores with 10:33 to go.

With 5:05 to go, Utah went for a short 4th-and-1 and the BYU defense stuffed Joe Williams for no gain to get the ball back at the Cougar 40-yard line.

Mangum continued to find open receivers down the field, hitting Blackmon for 45 yards to get BYU inside the Utah 4-yard line. Mangum called his own number and rushed four yards for the score to make it 35-28 with 3:23 on the clock.

The Ute offense did just enough to get two first downs on the ensuing drive and never gave the Cougars a chance to complete an incredible come-back.

BYU finished the season 9-4 and Mendenhall left BYU as the second winningest coach in school history with a 99-43 record.

SCORING SUMMARY

FIRST QUARTER				BYU	UTAH
UTAH	TD	10:59	Williams, Joe 1 Yd Rush (Phillips, Andy Kick)	0	7
UTAH	TD	10:42	Carter, Tevin 28 Yd Int (Phillips, Andy Kick)	0	14
UTAH	TD	09:01	Williams, Joe 1 Yd Rush (Phillips, Andy Kick)	0	21
UTAH	TD	07:29	Hatfield, Dom. 46 Yd Int (Phillips, Andy Kick)	0	28
UTAH	TD	04:38	Wilson, Travis 20 Yd Rush (Phillips, Andy Kick)	0	35
SECOND QUARTER				BYU	UTAH
BYU	TD	00:36	Remington Peck 3 Yd Pass From Tanner Mangum (Trevor Samson Kick)	7	35
THIRD QUARTER				BYU	UTAH
BYU	TD	10:02	Francis Bernard 10 Yd Rush (Trevor Samson Kick)	14	35
FOURTH QUARTER				BYU	UTAH
BYU	TD	10:33	Nick Kurtz 5 Yd Pass From Tanner Mangum (Trevor Samson Kick)	21	35
BYU	TD	03:23	Tanner Mangum 4 Yd Rush (Trevor Samson Kick)	28	35



BYU Top Passing

	C-Att-Int	Yds	Y/A	Lng	TD	Sack	Effic
Tanner Mangum	25-56-3	315	5.6	45	2	4	92.96

BYU Top Rushers

	No	Gain	Loss	Net	Avg	Lng	TD
Francis Bernard	7	61	3	58	8.3	29	1
Algernon Brown	5	16	4	12	2.4	7	0
Tanner Mangum	11	24	21	3	0.3	6	1

BYU Top Receivers

	No	Yds	Avg	Lng	TD
Terenn Houk	6	68	11.3	22	0
Mitchell Juergens	5	55	11.0	20	0
Nick Kurtz	4	56	14.0	30	1

BYU Defensive Highlights

	Tot	Solo	Sacks	TFL/Y	PBU	FF	QBH
Bronson Kaufusi	9	7	0.0	3/14	1	0	0
Kai Nacua	8	5	0.0	0	0	0	0
Manoa Pikula	5	5	0.0	0	0	0	0



2015 HONORS

PHIL STEELE ALL-INDEPENDENT TEAMS

FIRST TEAM

OFFENSE

QB	Tanner Mangum	BYU
RB	CJ Prosise	Notre Dame
RB	Algernon Brown	BYU
WR	Will Fuller	Notre Dame
WR	Mitch Mathews	BYU
WR	Edgar Poe	Army
TE	Alize Jones	Notre Dame
OL	Nick Martin	Notre Dame
OL	Ronnie Stanley	Notre Dame
OL	Matt Hugenberg	Army
OL	Steve Elmer	Notre Dame
OL	Tajan Koroma	BYU

DEFENSE

DL	Sheldon Day	Notre Dame
DL	Bronson Kaufusi	BYU
DL	John Voit	Army
DL	Romeo Okwara	Notre Dame
LB	Jaylon Smith	Notre Dame
LB	Fred Warner	BYU
LB	Andrew King	Army
LB	Joe Schmidt	Notre Dame
DB	Keivarae Russell	Notre Dame
DB	Max Redfield	Notre Dame
DB	Kai Nacua	BYU
DB	Michael Wadsworth	BYU

SPECIAL TEAMS

K	Justin Yoon	Notre Dame
P	Jonny Linehan	BYU
KR	CJ Sanders	Notre Dame
PR	CJ Sanders	Notre Dame

SECOND TEAM

OFFENSE

QB	DeShone Kizer	Notre Dame
RB	Josh Adams	Notre Dame
RB	Aaron Kemper	Army
WR	Chris Brown	Notre Dame
WR	Devon Blackmon	BYU
WR	Nick Kurtz	BYU
WR	Terenn Houk	BYU
OL	Brad Wilcox	BYU
OL	Ryker Mathews	BYU
OL	Quenton Nelson	Notre Dame
OL	Mike McGlinchey	Notre Dame
OL	Ryan Alexander	Army

DEFENSE

DL	Isaac Rochell	Notre Dame
DL	Logan Taele	BYU
DL	TJ Atimalala	Army
DL	Jordan Smith	Army
LB	Jeremy Timpf	Army
LB	Harvey Langi	BYU
LB	Sae Tautu	BYU
LB	Greer Martini	Notre Dame
DB	Brandon Jackson	Army
DB	Xavier Moss	Army
DB	Cole Luke	Notre Dame
DB	Micah Hannemann	BYU

SPECIAL TEAMS

K	Trevor Samson	BYU
P	Tyler Newsome	Notre Dame
KR	Marcus Hyatt	Army
PR	Edgar Poe	Army



OTHER HONORS

TANNER MANGUM

Freshman of the Year (Touchdown Club of Columbus)

MICHAEL WADSWORTH, NATE CARTER

NFF Hampshire Honor Society

TANNER MANGUM, MITCH MATHEWS

Highlight of the Year (Governor's State of Sport Awards)

MITCHELL JUERGENS

Academic All-District (CoSIDA)

2015 STATISTICS

2015 STATISTICAL COMPARISONS			
CATEGORY	BYU	INDY	NCAA
Scoring Off.	33.7	2	40
Scoring Def.	22.8	1	34
Passing Off.	296.5	1	21
Passing Def.	201.8	2	31
Rushing Off.	128.3	3	111
Rushing Def.	143.8	1	34
Total Off.	424.8	2	49
Total Def.	345.7	1	23
Turnover Margin	0.15	1	51
Net Punting	37.14	3	70
Punt Returns	8.68	1	60
Kickoff Returns	21.38	2	58
Blocked kicks	8	1	1
Blue Zone Offense	94.3%	1	4
Team sacks	3.08	1	6
Team tackles for loss	7.5	1	9

SCORING					
SCORE BY QUARTERS	1st	2nd	3rd	4th	Total
BYU	83	124	90	141	438
Opponents	103	75	51	68	297



TEAM STATISTICS		
	BYU	OPP
SCORING	438	297
Points Per Game	33.7	22.8
Points Off Turnovers	79	83
FIRST DOWNS	274	245
Rushing	90	91
Passing	157	132
Penalty	27	22
RUSHING YARDAGE	1668	1870
Yards gained rushing	2021	2277
Yards lost rushing	353	407
Rushing Attempts	413	511
Average Per Rush	4.0	3.7
Average Per Game	128.3	143.8
TDs Rushing	28	22
PASSING YARDAGE	3854	2624
Comp-Att-Int	302-504-12	226-407-15
Average Per Pass	7.6	6.4
Average Per Catch	12.8	11.6
Average Per Game	296.5	201.8
TDs Passing	26	12
TOTAL OFFENSE	5522	4494
Total Plays	917	918
Average Per Play	6.0	4.9
Average Per Game	424.8	345.7
KICK RETURNS: #-Yards	34-727	44-921
PUNT RETURNS: #-Yards	25-217	21-260
INT RETURNS: #-Yards	15-231	12-276
KICK RETURN AVERAGE	21.4	20.9
PUNT RETURN AVERAGE	8.7	12.4
INT RETURN AVERAGE	15.4	23.0
FUMBLES-LOST	17-8	15-7
PENALTIES-Yards	85-750	86-763
Average Per Game	57.7	58.7
PUNTS-Yards	64-2697	74-3177
Average Per Punt	42.1	42.9
Net punt average	37.1	38.6
KICKOFFS-Yards	81-5069	60-3786
Average Per Kick	62.6	63.1
Net kick average	40.7	40.2
TIME OF POSSESSION/Game	28:47	31:13
3RD-DOWN Conversions	73/182	76/200
3rd-Down Pct	40%	38%
4TH-DOWN Conversions	11/21	10/20
4th-Down Pct	52%	50%
SACKS BY-Yards	40-239	33-203
MISC YARDS	83	1
TOUCHDOWNS SCORED	57	38
FIELD GOALS-ATTEMPTS	14-17	11-19
ON-SIDE KICKS	1-1	0-1
RED-ZONE SCORES	(50-53) 94%	(34-44) 77%
RED-ZONE TOUCHDOWNS	(39-53) 74%	(26-44) 59%
PAT-ATTEMPTS	(52-55) 95%	(36-37) 97%
ATTENDANCE	351191	304672
Games/Avg Per Game	6/58532	5/60934
Neutral Site Games		2/42518

**2015 STATISTICS**

RUSHING									
	GP	Att	Gain	Loss	Net	Avg	TD	Long	Avg/G
BROWN,Algernon	11	127	731	22	709	5.6	11	53	64.5
BERNARD,Francis	10	52	346	12	334	6.4	7	40	33.4
HINE,Adam	9	64	349	23	326	5.1	2	29	36.2
CARTER,Nate	9	37	165	17	148	4.0	2	70	16.4
BURT,Riley	8	14	91	5	86	6.1	0	41	10.8
HILL,Taysom	1	9	83	11	72	8.0	2	35	72.0
HOGUE,Beau	3	16	59	10	49	3.1	2	16	16.3
LANGI,Harvey	11	5	23	0	23	4.6	0	11	2.1
HANSEN,Colby	1	5	17	0	17	3.4	0	8	17.0
JUERGENS,Mitch	13	3	11	0	11	3.7	0	7	0.8
HO CHING, Toloa	8	2	10	0	10	5.0	0	5	1.2
LINEHAN,Jonny	12	2	7	0	7	3.5	0	7	0.6
CANADA,Squally	1	1	1	0	1	1.0	0	0	1.0
DYE,Trey	12	4	6	7	-1	-0.2	0	5	-0.1
DETMER JR,Koy	1	1	0	9	-9	-9.0	0	0	-9.0
TEAM	8	8	0	19	-19	-2.4	0	0	-2.4
MANGUM,Tanner	13	63	122	218	-96	-1.5	2	11	-7.4
Total.....	13	413	2021	353	1668	4.0	28	70	128.3
Opponents.....	13	511	2277	407	1870	3.7	22	60	143.8

PASSING								
	G	Effic	Cmp-Att-Int	Pct	Yds	TD	Lng	Avg/G
MANGUM,Tanner	13	136.00	267-446-10	59.9	3377	23	84	259.8
HILL,Taysom	1	131.80	21-34-1	61.8	268	1	53	268.0
HOGUE,Beau	3	134.16	10-17-1	58.8	137	1	47	45.7
DETMER JR,Koy	1	259.60	3-3-0	100.0	57	0	47	57.0
TEAM	8	0.00	0-2-0	0.0	0	0	0	0.0
JUERGENS,Mitch	13	0.00	0-1-0	0.0	0	0	0	0.0
PECK,Remington	13	556.00	1-1-0	100.0	15	1	15	1.2
Total.....	13	136.42	302-504-12	59.9	3854	26	84	296.5
Opponents.....	13	112.04	226-407-15	55.5	2624	12	58	201.8

RECEIVING							
	G	No.	Yds	Avg	TD	Long	Avg/G
MATHEWS,Mitch	13	54	737	13.6	11	72	56.7
BLACKMON,Devon	13	46	669	14.5	0	70	51.5
KURTZ,Nick	13	39	578	14.8	3	53	44.5
HOUE, Terenn	12	37	490	13.2	2	46	40.8
JUERGENS,Mitch	13	37	471	12.7	2	84	36.2
PEARSON,Colby	13	22	210	9.5	1	33	16.2
BERNARD,Francis	10	17	156	9.2	2	35	15.6
BROWN,Algernon	11	13	71	5.5	2	22	6.5
PECK,Remington	13	7	75	10.7	1	19	5.8
LAULU-PUTUTAU,M	12	6	112	18.7	1	54	9.3
DYE,Trey	12	4	67	16.8	0	47	5.6
HENDERSON,Kurt	10	4	58	14.5	0	38	5.8
HINE,Adam	9	4	15	3.8	0	5	1.7
KESSLER,David	4	3	78	26.0	1	47	19.5
WEEKS,Josh	2	3	23	7.7	0	13	11.5
ZIOLKOWSKI,Jake	12	2	20	10.0	0	13	1.7
CARTER,Nate	9	2	11	5.5	0	7	1.2
DAVIS,Akile	2	1	9	9.0	0	9	4.5
MANGUM,Tanner	13	1	4	4.0	0	4	0.3
Total.....	13	302	3854	12.8	26	84	296.5
Opponents.....	13	226	2624	11.6	12	58	201.8

2015 STATISTICS

ALL-PURPOSE YARDS								
	G	Rush	Rec	PR	KOR	IR	Tot	Avg/G
BROWN,Algernon	11	709	71	0	0	0	780	70.9
BLACKMON,Devon	13	0	669	0	84	0	753	57.9
MATHEWS,Mitch	13	0	737	0	0	0	737	56.7
KURTZ,Nick	13	0	578	0	0	0	578	44.5
BERNARD,Francis	10	334	156	0	0	0	490	49.0
HOUK,Terenn	12	0	490	0	0	0	490	40.8
JUERGENS,Mitch	13	11	471	0	0	0	482	37.1
BURT,Riley	8	86	0	0	318	0	404	50.5
HINE,Adam	9	326	15	0	27	0	368	40.9
PEARSON,Colby	13	0	210	0	0	0	210	16.2
DYE,Trey	12	-1	67	3	130	0	199	16.6
CARTER,Nate	9	148	11	0	0	0	159	17.7
NACUA,Kai	12	0	0	0	0	137	137	11.4
SHELTON,Michael	12	0	0	110	0	4	114	9.5
LAULU-PUTUTAU,M	12	0	112	0	0	0	112	9.3
LANGI,Harvey	11	23	0	0	62	21	106	9.6
JUERGENS, Garre	6	0	0	51	40	0	91	15.2
KESSLER,David	4	0	78	0	0	0	78	19.5
PECK,Remington	13	0	75	0	0	0	75	5.8
HILL,Taysom	1	72	0	0	0	0	72	72.0
HANNEMANN,Micah	13	0	0	35	0	29	64	4.9
HENDERSON,Kurt	10	0	58	0	0	0	58	5.8
TAKENAKA,Eric	10	0	0	3	53	0	56	5.6
HOGUE,Beau	3	49	0	0	0	0	49	16.3
WARNER,Fred	13	0	0	0	0	27	27	2.1
KAUFUSI,Bronson	13	0	0	15	0	10	25	1.9
WEEKS,Josh	2	0	23	0	0	0	23	11.5
ZIOLKOWSKI,Jake	12	0	20	0	0	0	20	1.7
HANSEN,Colby	1	17	0	0	0	0	17	17.0
HO CHING, Toloa	8	10	0	0	0	0	10	1.2
DAVIS,Akile	2	0	9	0	0	0	9	4.5
PIKULA,Manoa	11	0	0	0	9	0	9	0.8
LINEHAN,Jonny	12	7	0	0	0	0	7	0.6
JONES,Grant	12	0	0	0	4	0	4	0.3
PREATOR,Jordan	8	0	0	0	0	3	3	0.4
CANADA,Squally	1	1	0	0	0	0	1	1.0
DETMER JR,Koy	1	-9	0	0	0	0	-9	-9.0
TEAM	8	-19	0	0	0	0	-19	-2.4
MANGUM,Tanner	13	-96	4	0	0	0	-92	-7.1
Total.....	13	1668	3854	217	727	231	6697	515.2
Opponents.....	13	1870	2624	260	921	276	5951	457.8





2015 STATISTICS

	Tackles					Sacks		Pass Defense			Fumbles		Misc.
	GP-GS	Solo	Ast	Total	TFL/Yds	No-Yards	Int-Yds	BrUp	QBH	Rcv-Yds	FF	BLK	Saf
WADSWORTH, Micha	13	51	28	79	2.5-4	.	.	4
LANGI, Harvey	11	43	25	68	6.5-30	4.5-28	2-21	1	1
WARNER, Fred	13	46	21	67	11.5-40	4.0-20	2-27	1	1	4-7	.	.	.
NACUA, Kai	12	38	28	66	1.0-4	.	6-137	6	2
KAUFUSI, Bronson	13	45	19	64	20.0-96	11.0-71	1-10	2	6	1-0	3	4	.
PIKULA, Manoa	11	28	27	55	3.5-13	2.0-9	.	.	2
LEUTA-DOUYERE, J	11	28	21	49	2.5-9	0.5-6	.	1	1
HANNEMANN, Micah	13	32	14	46	1.5-8	1.0-8	2-29	7
TAUTU, Sae	13	24	14	38	9.0-31	4.0-18	.	.	3
TAELE, Logan	13	12	15	27	6.5-18	1.5-10	.	.	1	.	.	1	.
DAVIS, Michael	13	22	5	27	1.5-2	.	.	10	.	.	1	.	.
LAULILE, TOMASI	12	14	12	26	5.5-19	3.0-16	.	.	1	1-37	.	.	.
TUILOMA, Travis	9	11	14	25	2.5-17	2.5-17	.	.	2	.	.	1	.
SHELTON, Michael	12	17	8	25	2.0-7	.	1-4	2
PREATOR, Jordan	8	16	5	21	1.0-4	.	1-3	2	.	.	1	.	.
TAKITAKI, Sione	6	11	10	21	7.0-29	3.5-23	.	.	2	1-0	.	.	.
HADLEY, Matthew	11	9	8	17	2.0-2	.	.	2
ROWLEY, Graham	13	11	6	17	2.5-6	0.5-2	.	.	2
KAUTAI, Teu	11	9	7	16	2.0-3	.	.	1
JONES, Grant	12	9	6	15	.	.	.	1
BADGER, Chris	13	6	8	14	.	.	.	1
HEDER, Austin	13	9	3	12	1
TAKENAKA, Eric	10	8	3	11
PAU'U, Butch	8	5	3	8
TAUSINGA, Kesni	11	5	3	8	2.0-4	.	.	1
PECK, Remington	13	2	6	8	1.0-5	1.0-5
MO'UNGA, Tevita	7	2	3	5
NIUMATALOLO, Vaa	3	3	1	4	1.0-6	1.0-6
LESATELE, Lene	4	1	2	3
BRASHER, Austin	12	1	2	3
ANDERSON, Zayne	8	3	.	3
TEAM	8	3	.	3	3.0-3
HUNTSMAN, Scott	5	2	.	2
SANDLIN, Rhett	7	2	.	2
BROWN, Algernon	11	1	1	2
KAUMATULE, Moses	7	1	1	2	0.5-1
WILCOX, Brad	13	2	.	2
AMONE, Phillip	2	2	.	2
JUERGENS, Garre	6	2	.	2
DYE, Trey	12	1	1	2	1	.
FOLEY, Matt	13	.	1	1
SIMON, Micah	2	1	.	1
LAPUAHO, ULUI	10	1	.	1
ZIOLKOWSKI, Jake	12	1	.	1
ENGSTROM, Bryan	4	1	.	1
HOYT, Austin	9	.	1	1
HENDERSON, Kurt	10	1	.	1
HILL, Taysom	1	.	1	1
DAWE, Parker	10	.	1	1
HINE, Adam	9	1	.	1
BURT, Riley	8	.	1	1
ALMOND, Rhett	9	1	.	1
MATHEWS, Mitch	13	.	1	1
MANGUM, Tanner	13	1	.	1
PEARSON, Colby	13	1	.
Total.....	13	545	336	881	98-361	40-239	15-231	42	25	7-44	5	8	.
Opponents.....	13	545	269	814	70.0-308	33-203	12-276	51	30	8-0	11	2	.



2015 STATISTICS

PUNTING									
	No.	Yds	Avg	Long	TB	FC	I20	50+	Bikd
LINEHAN,Jonny	62	2649	42.7	77	3	19	20	10	1
TEAM	1	0	0.0	0	0	0	0	0	0
ALMOND,Rhett	1	48	48.0	48	0	0	0	0	0
Total.....	64	2697	42.1	77	3	19	20	10	1
Opponents.....	74	3177	42.9	67	5	17	29	18	3

PUNT RETURNS					
	No.	Yds	Avg	TD	Long
SHELTON,Michael	10	110	11.0	0	40
HANNEMANN,Micah	10	35	3.5	0	11
JUERGENS, Garre	3	51	17.0	0	39
KAUFUSI,Bronson	1	15	15.0	0	0
TAKENAKA,Eric	1	3	3.0	0	3
DYE,Trey	0	3	0.0	0	3
Total.....	25	217	8.7	0	40
Opponents.....	21	260	12.4	1	56

KICKOFFS					
	No.	Yds	Avg	TB	OB
BRASHER,Austin	74	4674	63.2	33	3
Edwards, Corey	7	395	56.4	1	0
Total.....	81	5069	62.6	34	3
Opponents.....	60	3786	63.1	26	0

KICK RETURNS					
	No.	Yds	Avg	TD	Long
BURT,Riley	13	318	24.5	0	38
BLACKMON,Devon	5	84	16.8	0	29
DYE,Trey	4	130	32.5	0	46
TAKENAKA,Eric	3	53	17.7	0	19
LANGI,Harvey	3	62	20.7	0	23
HINE,Adam	2	27	13.5	0	27
JUERGENS, Garre	2	40	20.0	0	22
PIKULA,Manoa	1	9	9.0	0	9
JONES,Grant	1	4	4.0	0	4
Total.....	34	727	21.4	0	46
Opponents.....	44	921	20.9	0	39

FUMBLE RETURNS					
	No.	Yds	Avg	TD	Long
LAULILE, TOMASI	1	37	37.0	1	37
WARNER,Fred	1	7	7.0	0	7
Total.....	2	44	22.0	1	37
Opponents.....	0	0	0.0	0	0

INTERCEPTIONS					
	No.	Yds	Avg	TD	Long
NACUA,Kai	6	137	22.8	2	50
WARNER,Fred	2	27	13.5	0	27
LANGI,Harvey	2	21	10.5	0	15
HANNEMANN,Micah	2	29	14.5	0	29
SHELTON,Michael	1	4	4.0	0	4
PREATOR,Jordan	1	3	3.0	0	3
KAUFUSI,Bronson	1	10	10.0	0	10
Total.....	15	231	15.4	2	50
Opponents.....	12	276	23.0	3	61

FIELD GOAL SEQUENCE () denotes made field goal		
	BYU Cougars	OPPONENTS
Nebraska	(41),(35)	40,41
Boise State	-	(31)
UCLA	(40),(45),(32)	(35)
Michigan	-	(40)
UConn		(37),(42)
East Carolina	(37)	(34)
Cincinnati	(29)	(29),58
WAGNER	-	-
San Jose State	(31)	(31),46
Mizzou	(23)	(23),(34)
Fresno State	(40)	(28),37
Utah State	(41)	49,32,34
Utah	44	-

FIELD GOALS									
	FGM-FGA	Pct	01-19	20-29	30-39	40-49	50-99	Lg	Bik
SAMSON,Trevor	14-17	82.4	0-0	4-4	5-6	5-7	0-0	45	1



2015 STATISTICS



SCORING	PAT								
	TD	FGs	Kick	Rush	Rcv	Pass	DXP	Saf	Points
SAMSON, Trevor	0	14-17	52-55	0-0	0	0-0	0	0	94
BROWN, Algernon	13	0-0	0-0	0-0	0	0-0	0	0	78
MATHEWS, Mitch	11	0-0	0-0	0-0	0	0-0	0	0	66
BERNARD, Francis	9	0-0	0-0	0-0	0	0-0	0	0	54
KURTZ, Nick	3	0-0	0-0	0-0	0	0-0	0	0	18
HOUK, Terenn	2	0-0	0-0	0-0	1	0-0	0	0	14
MANGUM, Tanner	2	0-0	0-0	0-0	0	1-1	0	0	12
CARTER, Nate	2	0-0	0-0	0-0	0	0-0	0	0	12
HOGUE, Beau	2	0-0	0-0	0-0	0	0-0	0	0	12
HILL, Taysom	2	0-0	0-0	0-0	0	0-0	0	0	12
NACUA, Kai	2	0-0	0-0	0-0	0	0-0	0	0	12
HINE, Adam	2	0-0	0-0	0-0	0	0-0	0	0	12
JUERGENS, Mitch	2	0-0	0-0	0-0	0	0-0	0	0	12
PEARSON, Colby	1	0-0	0-0	0-0	0	0-0	0	0	6
PECK, Remington	1	0-0	0-0	0-0	0	0-0	0	0	6
LAULILE, TOMASI	1	0-0	0-0	0-0	0	0-0	0	0	6
LAULU-PUTATAU, M	1	0-0	0-0	0-0	0	0-0	0	0	6
KESSLER, David	1	0-0	0-0	0-0	0	0-0	0	0	6
Total.....	57	14-17	52-55	0-0	1	1-1	0	0	438
Opponents.....	38	11-19	36-37	0-0	0	0-1	0	0	297

BYU INSIDE THE "BLUE ZONE"

Date	Opponent	W-L	Score	Times	Scored	Pts	TD	RushTD	PassTD	FGM	FGA	Downs	Int	Fumb	Half	Game
Sep 05	at Nebraska	W	33-28	4	4	20	2	1	1	2	0	0	0	0	0	0
Sep 12	Boise State	W	35-24	2	2	14	2	2	0	0	0	0	0	0	0	0
Sep 19	at UCLA	L	23-24	3	3	17	2	1	1	1	0	0	0	0	0	0
Sep 26	at Michigan	L	0-31	0	0	0	0	0	0	0	0	0	0	0	0	0
Oct 02	UConn	W	30-13	6	5	23	2	1	1	3	1	0	0	0	0	0
Oct 10	East Carolina	W	45-38	5	5	31	4	2	2	1	0	0	0	0	0	0
Oct 16	Cincinnati	W	38-24	5	5	31	4	3	1	1	0	0	0	0	0	0
Oct 24	WAGNER	W	70-6	6	6	42	6	3	3	0	0	0	0	0	0	0
Nov 06	at San Jose	W	17-16	3	3	17	2	1	1	1	0	0	0	0	0	0
Nov 14	vs Mizzou	L	16-20	4	3	16	2	1	1	1	0	0	0	1	0	0
Nov 21	Fresno State	W	52-10	5	5	36	5	3	2	0	0	0	0	0	0	0
Nov 28	at Utah State	W	51-28	6	5	30	4	2	2	1	0	1	0	0	0	0
Dec 19	vs Utah	L	28-35	4	4	28	4	2	2	0	0	0	0	0	0	0
	Totals			53	50	305	39	22	17	11	1	1	0	1	0	0

OPPONENTS INSIDE THE BYU "BLUE ZONE"

Date	Opponent	Score	Times	Scored	Pts	TD	RushTD	PassTD	FGM	FGA	Downs	Int	Fumb	Half	Game
Sep 05	at Nebraska	33-28	3	3	21	3	1	2	0	0	0	0	0	0	0
Sep 12	Boise State	35-24	3	3	17	2	2	0	1	0	0	0	0	0	0
Sep 19	at UCLA	23-24	6	4	24	3	2	1	1	0	0	2	0	0	0
Sep 26	at Michigan	0-31	4	3	21	3	2	1	0	0	1	0	0	0	0
Oct 02	UConn	30-13	0	0	0	0	0	0	0	0	0	0	0	0	0
Oct 10	East Carolina	45-38	4	4	24	3	1	2	1	0	0	0	0	0	0
Oct 16	Cincinnati	38-24	4	4	24	3	2	1	1	0	0	0	0	0	0
Oct 24	WAGNER	70-6	1	1	6	1	1	0	0	0	0	0	0	0	0
Nov 06	at San Jose	17-16	3	2	9	1	1	0	1	0	0	0	1	0	0
Nov 14	vs Mizzou	16-20	6	4	20	2	1	1	2	0	0	0	1	1	0
Nov 21	Fresno State	52-10	3	1	3	0	0	0	1	1	1	0	0	0	0
Nov 28	at Utah State	51-28	4	2	14	2	2	0	0	2	0	0	0	0	0
Dec 19	vs Utah	28-35	3	3	21	3	3	0	0	0	0	0	0	0	0
	Totals		44	34	204	26	18	8	8	3	2	2	2	1	0



2015 STATISTICS

BYU SCORING DRIVES			
1	Nebraska	Taysom Hill, 3-yard run (Trevor Samson kick)	4-99-1:31
2	Nebraska	Taysom Hill, 21-yard run (Trevor Samson kick)	8-75-2:03
2	Nebraska	Trevor Samson 41-yard field goal	11-55-4:49
2	Nebraska	Mitch Mathews 15-yard pass from Taysom Hill (Trevor Samson kick)	3-22-1:13
4	Nebraska	Trevor Samson 35-yard field goal	9-71-4:15
4	Nebraska	Mitch Mathews 42-yard pass from Tanner Mangum	7-76-0:48
1	Boise State	Mitchell Jeurgens 84-yard pass from Tanner Mangum (Trevor Samson kick)	3-75-0:51
3	Boise State	Adam Hine 21-yard run (Trevor Samson kick)	6-84-3:07
4	Boise State	Tanner Mangum 1-yard run (Trevor Samson kick)	5-12-2:41
4	Boise State	Kai Nacua 50-yard interception return (Trevor Samson kick)	--
1	UCLA	Adam Hine 7-yard run (Trevor Samson kick)	11-71-4:06
2	UCLA	Trevor Samson 40-yard field goal	6-14-1:54
3	UCLA	Mitch Mathews 14-yard pass from Tanner Mangum (Trevor Samson kick)	7-75-3:01
4	UCLA	Trevor Samson 45-yard field goal	11-62-4:29
4	UCLA	Trevor Samson 32-yard field goal	16-61-6:37
1	UCONN	Francis Bernard 1-yard run (Trevor Samson kick)	12-87-5:18
3	UCONN	Trevor Samson 26-yard field goal	11-63-4:01
4	UCONN	Trevor Samson 25-yard field goal	11-34-3:27
4	UCONN	Mitch Mathews 21-yard pass from Tanner Mangum (Trevor Samson kick)	1-21-0:08
4	UCONN	Mitch Mathews 6-yard pass from Tanner Mangum (Trevor Samson kick)	6-41-1:31
4	UCONN	Trevor Samson 32-yard field goal	9-51-4:21
1	ECU	Algernon Brown 22-yard pass from Tanner Mangum	10-75-3:59
2	ECU	Algernon Brown 1-yard run (Trevor Samson kick)	3-1-0:55
2	ECU	Mitch Mathews 13-yard pass from Tanner Mangum (Trevor Samson kick)	10-68-3:45
2	ECU	Terenn Houk 9-yard pass from Tanner Mangum (Trevor Samson kick)	7-87-3:04
3	ECU	Algernon Brown 53-yard run (Trevor Samson kick)	5-75-1:58
3	ECU	Trevor Samson 37-yard field goal	9-50-3:15
4	ECU	Algernon Brown 9-yard run (Trevor Samson kick)	10-75-3:42
2	Cincinnati	Trevor Samson 29-yard field goal	5-43-1:23
2	Cincinnati	Algernon Brown 5-yard run (Trevor Samson kick)	5-76-2:13
3	Cincinnati	Nick Kurtz 19-yard pass from Tanner Mangum (Trevor Samson kick)	12-78-2:22
4	Cincinnati	Algernon Brown 2-yard run (Trevor Samson kick)	6-61-2:26
4	Cincinnati	Nick Kurtz 53-yard pass from Tanner Mangum (Trevor Samson kick)	1-53-0:09
4	Cincinnati	Francis Bernard 11-yard run (Trevor Samson kick)	4-32-2:01
1	Wagner	Colby Pearson 16-yard pass from Tanner Mangum (Trevor Samson kick)	4-75-1:13
1	Wagner	Mitch Mathews 20-yard pass from Tanner Mangum (Trevor Samson kick)	3-48-0:46
1	Wagner	Algernon Brown 42-yard run (Trevor Samson kick)	4-66-1:03
1	Wagner	Algernon Brown 37-yard run (Trevor Samson kick)	6-72-2:34
2	Wagner	Mitch Mathews 19-yard pass from Tanner Mangum (Trevor Samson kick)	5-86-1:53
2	Wagner	Francis Bernard 1-yard run (Trevor Samson kick)	4-50-1:28
2	Wagner	Beau Hoge 2-yard run (Trevor Samson kick)	10-40-4:03
3	Wagner	David Kessler 47-yard pass from Beau Hoge (Trevor Samson kick)	7-80-3:20
3	Wagner	Nate Carter 70-yard run (Trevor Samson kick)	2-76-0:39
4	Wagner	Beau Hoge 1-yard run (Trevor Samson kick)	12-77-5:42
1	San Jose	Mitch Mathews 4-yard pass from Tanner Mangum (Trevor Samson kick)	10-75-3:58
2	San Jose	Algernon Brown 5-yard run (Trevor Samson kick)	17-80-5:45
4	San Jose	Trevor Samson 31-yard field goal	10-69-4:49
2	Missouri	Trevor Samson 23-yard field goal	9-75-3:33
3	Missouri	Algernon Brown 11-yard run (Trevor Samson kick)	7-41-3:28
4	Missouri	Francis Bernard 6-yard pass from Tanner Mangum	10-72-2:35
1	Fresno State	Trevor Samson 40-yard field goal	11-57-3:24
2	Fresno State	Francis Bernard 1-yard run (Trevor Samson kick)	5-59-1:36
2	Fresno State	Kai Nacua 32-yard interception return	--
2	Fresno State	Laulu-Pututau 18-yard pass from Mangum (Houk pass from Mangum)	1-18-0:13
3	Fresno State	Francis Bernard 1-yard run (Trevor Samson kick)	9-59-3:37
3	Fresno State	Algernon Brown 45-yard run (Trevor Samson kick)	6-95-1:54
4	Fresno State	Terenn Houk 15-yard pass from Remington Peck (Trevor Samson kick)	4-87-1:43
4	Fresno State	Nate Carter 5-yard run (Trevor Samson kick)	7-77-3:34
1	Utah State	Algernon Brown 8-yard run (Trevor Samson kick)	7-75-2:44
1	Utah State	Trevor Samson 41-yard field goal	10-45-4:15
2	Utah State	Mitch Mathews 72-yard pass from Tanner Mangum (Trevor Samson kick)	1-72-0:11
2	Utah State	Tomasi Laulile 37-yard fumble recovery (Trevor Samson kick)	--
3	Utah State	Mitch Mathews 35-yard pass from Tanner Mangum (Trevor Samson kick)	3-62-1:11
3	Utah State	Francis Bernard 10-yard run (Trevor Samson kick)	1-76-0:07
4	Utah State	Francis Bernard 4-yard pass from Tanner Mangum	8-90-2:36
4	Utah State	Algernon Brown 18-yard pass from Tanner Mangum (Trevor Samson kick)	4-26-2:10
2	Utah	Remington Peck 3-yard pass from Tanner Mangum (Trevor Samson kick)	13-97-4:16
3	Utah	Francis Bernard 10-yard rush (Trevor Samson kick)	12-72-3:44
4	Utah	Nick Kurtz 5-yard pass from Tanner Mangum (Trevor Samson kick)	10-65-3:22
4	Utah	Tanner Mangum 4-yard rush (Trevor Samson kick)	7-60-1:37



2015 STATISTICS



BYU INDIVIDUAL GAME HIGHS		
Rushes	24	BROWN,Algernon vs East Carolina (Oct 10, 2015)
Yards Rushing	149	HINE,Adam at UCLA (Sep 19, 2015)
TD Rushes	3	BROWN,Algernon vs East Carolina (Oct 10, 2015)
Long Rush	70	CARTER,Nate vs WAGNER (Oct 24, 2015)
Pass attempts	56	MANGUM,Tanner vs Utah (Dec 19, 2015)
Pass completions	35	MANGUM,Tanner vs UConn (Oct 02, 2015)
Yards Passing	365	MANGUM,Tanner vs UConn (Oct 02, 2015)
TD Passes	4	MANGUM,Tanner at Utah State (Nov 28, 2015)
Long Pass	84	MANGUM,Tanner vs Boise State (Sep 12, 2015)
Receptions	10	JUERGENS,Mitch vs UConn (Oct 02, 2015)
Yards Receiving	172	JUERGENS,Mitch vs Boise State (Sep 12, 2015)
TD Receptions	2	MATHEWS,Mitch (4 times)
		JUERGENS,Mitch vs Boise State (Sep 12, 2015)
		KURTZ,Nick vs Cincinnati (Oct 16, 2015)
Long Reception	84	JUERGENS,Mitch vs Boise State (Sep 12, 2015)
Field Goals	3	SAMSON,Trevor (twice)
Long Field Goal	45	SAMSON,Trevor at UCLA (Sep 19, 2015)
Punts	11	LINEHAN,Jonny at Michigan (Sep 26, 2015)
Punting Avg	51.0	LINEHAN,Jonny at Nebraska (Sep 05, 2015)
Long Punt	77	LINEHAN,Jonny at Nebraska (Sep 05, 2015)
Punts inside 20	4	LINEHAN,Jonny vs Cincinnati (Oct 16, 2015)
Long Punt Return	40	SHELTON,Michael vs WAGNER (Oct 24, 2015)
Long Kickoff	46	DYE,Trey at San Jose State (Nov 06, 2015)
Tackles	11	WADSWORTH,Micha vs Boise State (Sep 12, 2015)
Sacks	3.5	KAUFUSI,Bronson vs Cincinnati (Oct 16, 2015)
Tackles For Loss	4.0	KAUFUSI,Bronson vs Fresno State (Nov 21, 2015)
Interceptions	3	NACUA,Kai vs Boise State (Sep 12, 2015)

BYU TEAM GAME HIGHS		
Rushes	43	vs East Carolina (Oct 10, 2015)
Yards Rushing	330	vs WAGNER (Oct 24, 2015)
Yards Per Rush	7.9	vs WAGNER (Oct 24, 2015)
TD Rushes	6	vs WAGNER (Oct 24, 2015)
Pass attempts	56	vs Utah (Dec 19, 2015)
Pass completions	35	vs UConn (Oct 02, 2015)
Yards Passing	411	vs WAGNER (Oct 24, 2015)
Yards Per Pass	15.2	vs WAGNER (Oct 24, 2015)
TD Passes	4	vs WAGNER (Oct 24, 2015)
		at Utah State (Nov 28, 2015)
Total Plays	95	vs UConn (Oct 02, 2015)
Total Offense	741	vs WAGNER (Oct 24, 2015)
Yards Per Play	10.7	vs WAGNER (Oct 24, 2015)
Points	70	vs WAGNER (Oct 24, 2015)
Sacks By	8	vs Cincinnati (Oct 16, 2015)
First Downs	31	vs UConn (Oct 02, 2015)
		vs WAGNER (Oct 24, 2015)
Penalties	10	vs Cincinnati (Oct 16, 2015)
Penalty Yards	84	at San Jose State (Nov 06, 2015)
Turnovers	5	vs Utah (Dec 19, 2015)
Interceptions By	3	vs Boise State (Sep 12, 2015)
		at UCLA (Sep 19, 2015)
		vs Fresno State (Nov 21, 2015)
Punts	11	at Michigan (Sep 26, 2015)
Punting Avg	51.0	at Nebraska (Sep 05, 2015)
Long Punt	77	at Nebraska (Sep 05, 2015)
Punts inside 20	4	vs Cincinnati (Oct 16, 2015)
Long Punt Return	40	vs WAGNER (Oct 24, 2015)



2015 STATISTICS

OPPONENT INDIVIDUAL GAME HIGHS		
Rushes	26	Perkins, at UCLA (Sep 19, 2015)
Yards Rushing	219	Perkins, at UCLA (Sep 19, 2015)
TD Rushes	2	3 tied with 2
Long Rush	60	Smith, De'Veon, at Michigan (Sep 26, 2015)
Pass attempts	45	KEETON, Chuckie, at Utah State (Nov 28, 2015)
Pass completions	28	KEMP, Blake, vs East Carolina (Oct 10, 2015)
Yards Passing	371	KEMP, Blake, vs East Carolina (Oct 10, 2015)
TD Passes	3	Armstrong Jr., at Nebraska (Sep 05, 2015)
Long Pass	58	KEETON, Chuckie, at Utah State (Nov 28, 2015)
Receptions	11	WILLIAMS-RHODES, vs Boise State (Sep 12, 2015)
Yards Receiving	107	Westerkamp, J., at Nebraska (Sep 05, 2015)
		WILLIAMS-RHODES, vs Boise State (Sep 12, 2015)
TD Receptions	1	12 tied with 1
Long Reception	58	RODRIGUEZ, Andr, at Utah State (Nov 28, 2015)
Field Goals	2	PUYOL, Bobby, vs UConn (Oct 02, 2015)
		Baggett, Andrew, vs Mizzou (Nov 14, 2015)
Long Field Goal	42	PUYOL, Bobby, vs UConn (Oct 02, 2015)
Punts	9	RAFANO, Bryan, vs WAGNER (Oct 24, 2015)
Punting Avg	49.5	Hackett, Tom, vs Utah (Dec 19, 2015)
Long Punt	67	Foltz, Sam, at Nebraska (Sep 05, 2015)
Punts inside 20	4	WALE, Sean, vs Boise State (Sep 12, 2015)
		Hackett, Tom, vs Utah (Dec 19, 2015)
Long Punt Return	56	Fuller, at UCLA (Sep 19, 2015)
Long Kickoff	39	ERVIN, Tyler, at San Jose State (Nov 06, 2015)
Tackles	14	Savaiinaea, at UCLA (Sep 19, 2015)
		EVANS, Marwin, at Utah State (Nov 28, 2015)
Sacks	2.0	OVERTON, Mntese, vs East Carolina (Oct 10, 2015)
Tackles For Loss	2.0	7 tied with 2.0
Interceptions	2	DEAYON, Donte, vs Boise State (Sep 12, 2015)
		Carter, Tevin, vs Utah (Dec 19, 2015)

OPPONENT INDIVIDUAL GAME HIGHS		
Rushes	55	vs Mizzou (Nov 14, 2015)
Yards Rushing	296	at UCLA (Sep 19, 2015)
Yards Per Rush	7.8	at UCLA (Sep 19, 2015)
TD Rushes	3	3 times
Pass attempts	48	vs Fresno State (Nov 21, 2015)
Pass completions	30	vs East Carolina (Oct 10, 2015)
Yards Passing	385	vs East Carolina (Oct 10, 2015)
Yards Per Pass	9.2	vs East Carolina (Oct 10, 2015)
TD Passes	3	at Nebraska (Sep 05, 2015)
Total Plays	88	at Utah State (Nov 28, 2015)
Total Offense	518	vs East Carolina (Oct 10, 2015)
Yards Per Play	7.0	vs East Carolina (Oct 10, 2015)
Points	38	vs East Carolina (Oct 10, 2015)
Sacks By	5	vs Boise State (Sep 12, 2015)
First Downs	27	vs East Carolina (Oct 10, 2015)
Penalties	12	at Nebraska (Sep 05, 2015)
Penalty Yards	91	vs Mizzou (Nov 14, 2015)
Turnovers	3	4 times
Interceptions By	3	vs Utah (Dec 19, 2015)
Punts	9	vs WAGNER (Oct 24, 2015)
Punting Avg	49.5	vs Utah (Dec 19, 2015)
Long Punt	67	at Nebraska (Sep 05, 2015)
Punts inside 20	4	vs Boise State (Sep 12, 2015)
		vs Utah (Dec 19, 2015)
Long Punt Return	56	at UCLA (Sep 19, 2015)





BYU: THE PAST 40 SEASONS

NO.5

IN TOTAL WINS OVER
LAST 40 YEARS

BYU ranks No. 5 in total wins among all FBS programs over the past 40 seasons with 357 victories. (1976-2015)

1. Nebraska	385
2. Florida State	372
3. Ohio State	367
4. Oklahoma	365
5. BYU	357
6. Michigan	350
7. Georgia	345
7. Penn State	345



BYU football is No. 5 in total wins over the past 40 years stretching from 1976 through 2015. The outstanding tradition was built upon the consistent and collective effort of former players and coaches every year. Excellent team and individual performances have provided the trajectory for rich tradition with the Cougars amassing a 357-148-2 (.706) record over the past 40 seasons along with 21 conference titles, 33 bowl invitations, 13 bowl wins and 31 8-win seasons including 16 seasons of at least 10 wins. In that time frame, BYU football finished the season 18 times ranked in the top 25 with 54 victories over current Power 5 opponents.



Gifford Nielsen led BYU to a program-best 9-win season in 1976, winning the school's third conference championship and earning a second bowl-game invitation.



Down 20 points in the with four minutes remaining to SMU in the 1980 Holiday Bowl, BYU rallied to score three times with a touchdown pass, recovered on onside kick and scored again then blocked a punt with 13 seconds to go. Jim McMahon launched a Hail Mary 41 yards as time expired and Clay Brown came up with it despite having four Mustangs piled on top. Kurt Gunther kicked the extra point and BYU won 46-45 in one of the greatest college football comebacks of all time.



The Cougars won the 1984 National Championship, finishing the major polls ranked No. 1 after going a perfect 13-0. BYU defeated No. 3 Pitt on the road to open the season and took down Michigan in the Holiday Bowl to cap off the undefeated season.



BYU pumped out quarterbacks like a factory year after year after year. From 1976-1984, BYU produced a string of quarterbacks the likes of Gifford Nielsen, Marc Wilson, Jim McMahon, Steve Young and Robbie Bosco. All of them earned All-America honors.



BYU: THE PAST 40 SEASONS



Hosting the defending national champs, the No. 1 Miami Hurricanes in the first home game in Provo of the 1990 season, BYU and Ty Detmer took down the champs, 28-21 in one of the most electrifying games ever in Provo. Detmer threw for 406 yards and three touchdowns.



Detmer had one of the greatest seasons ever by a college quarterback in 1990. He threw for 5,188 yards and 41 touchdowns. He set 42 NCAA records and tied five more and won the Heisman Trophy. Detmer also won the Maxwell Award that year, in addition to the Davey O'Brien Award in 1990 and 1991 along with the Sammy Baugh Trophy in 1991.



The 1996 team is regarded as one of the most talented in BYU history and went on to win an NCAA-record 14 games. The Cougars won a WAC Championship game over nationally ranked Wyoming and went on to play No. 14 Kansas State in the Cotton Bowl on New Year's Day. BYU beat the Wildcats 19-15 in another terrific postseason game in the Cougars storied history and propelled the team to a No. 5 final ranking.



Following Hall of Fame head coach LaVell Edwards retirement in 2000, new head coach Gary Crowton continued the tradition in 2001 with an offensive juggernaut of a squad that went 12-2 and led the NCAA with 542.9 yards per game of total offense and 46.8 points per game. Running back Luke Staley won the Doak Walker award and led the NCAA in yards per carry (8.1) and in scoring with 28 total touchdowns.



Bronco Mendenhall restored not just the traditional look of BYU football, but also brought back much of its winning tradition. BYU won the Mountain West Conference in 2006 and 2007 with 11-2 seasons.



Kalani Sitake was announced as the head coach on Dec. 19, 2015. Sitake, a former BYU fullback, played for the Cougars from 1994, 97-2000.



Mendenhall's teams went 99-43 in his 11 seasons, reaching a bowl game every season, one of only 11 teams to do so. His teams were ranked nationally in 9 of 11 seasons and picked up wins over No. 3 Oklahoma, No. 15 TCU and No. 16 Oregon State.





1984 NATIONAL CHAMPIONS

13-0

Sept. 1	at No. 3/7 Pittsburgh	W 20-14
Sept. 8	Baylor	W 47-13
Sept. 15	Tulsa	W 38-15
Sept. 22	at Hawaii	W 18-13
Oct. 6	at Colorado State	W 52-9
Oct. 13	Wyoming	W 41-38
Oct. 20	at Air Force	W 30-25
Oct. 25	at New Mexico	W 48-0
Nov. 3	UTEP	W 42-9
Nov. 10	San Diego State	W 34-3
Nov. 17	at Utah	W 24-14
Nov. 24	Utah State	W 38-13
Dec. 21	vs. Michigan	W 24-17



The Cougars were named No. 1 by the Associated Press, the United Press International, Sports Illustrated, CNN-USA Today and the Football Writers of America after finishing the season with a perfect 13-0 record. LaVell Edwards was selected as the NCAA National Coach of the Year and was invited to visit President Ronald Reagan at the White House.

The season featured several game-saving plays as the Cougars moved their way up the rankings. Quarterback Robbie Bosco connected with wide receiver Adam Haysbert for a 50-yard touchdown pass with 1:37 left to play to take the lead in the season-opening win at No. 3 Pittsburgh.

Safety Kyle Morrell's timed leap over the center to stop a quarterback sneak short of the goal line gave BYU the momentum they needed to foil Hawaii's upset attempt. Tight end David Mills was poked in the eye, but came through with a leaping grab in the end zone to help BYU overcome Wyoming 41-38 in the homecoming game.

The Cougars ascended to the No. 1 spot on Nov. 17 following a 24-14 victory at Utah combined with a Nebraska loss to Oklahoma and a Navy upset over unbeaten and then No. 2 South Carolina. The Cougars maintained their No. 1 ranking heading into the bowl game after defeating Utah State 38-13 in the final contest of the regular season.

With a TV blimp in the sky over Jack Murphy Stadium, Bosco left the Holiday Bowl in the first quarter with an ankle injury, but returned late in the second taped up and played in the shotgun to finish the game. BYU trailed 17-10 after Michigan hit a field goal to begin the fourth quarter. The Cougars then took over the game, Bosco completed seven pass attempts to five different receivers and hit wide receiver Glen Kozlowski between two Michigan defenders for the game-tying touchdown.

Michigan threatened to score again, but linebacker Kurt Gouveia sacked the Wolverine quarterback for a 16-yard loss to force a punt. BYU moved the ball 70 yards to the Michigan 13-yard line when Bosco scrambled up the middle, keeping his eyes down field, and drilled the ball into running back Kelly Smith for the game-winning touchdown.

Controversy was abundant as many of the so-called experts such as NBC announcer Bryant Gumbell and Oklahoma head coach Barry Switzer accused BYU of playing a "Bo-Diddley Tech" schedule. However, at the end of the season BYU was the only team unscathed with a loss.





1984 FINAL POLLS			
ASSOCIATED PRESS.		USA TODAY/CNN	
1. BYU (38)	1,160	1. BYU (38)	789
2. Washington (16)	1,140	2. Washington (3)	751
3. Florida (6)	1,092	3. Florida (3)	746
4. Nebraska	1,017	4. Nebraska	689
5. Boston College	932	5. Oklahoma	660
6. Oklahoma	883	6. Boston College	648
7. Oklahoma St.	864	7. Oklahoma St.	625
8. SMU	761	8. SMU	543
9. UCLA	613	9. Maryland	512
10. USC	596	10. USC	486



1 National Champs 1

The Daily Herald

WEDNESDAY, NOV. 28, 1984 • 10th Edition • 10¢ • 1000000

Polls Crown Cougars 'Number One'

By Graham Dixon
Staff Sports Editor

Against all odds, Brigham Young University was named the nation's premier football college program Wednesday night, ranked No. 1 by the United Press International News of Sports, and Associated Press' Board of Sports Editors and College Football.

BYU also received the highest rating, "Division of America for 1984," the Associated Press' Board of Sports Editors' Football Division, and the highest rating, "Division of America for 1984," the Associated Press' Board of Sports Editors' Football Division.

In addition, BYU was named No. 1 by all six polls of the United Press' Board of Sports Editors, and the Associated Press' Board of Sports Editors.

BYU's triumph over the odds was a result of the team's perfect record, its victory over the nation's top-ranked team, the Washington Huskies, and its victory over the nation's top-ranked team, the Washington Huskies.

BYU's triumph over the odds was a result of the team's perfect record, its victory over the nation's top-ranked team, the Washington Huskies, and its victory over the nation's top-ranked team, the Washington Huskies.

BYU's triumph over the odds was a result of the team's perfect record, its victory over the nation's top-ranked team, the Washington Huskies, and its victory over the nation's top-ranked team, the Washington Huskies.

Associated Press' Board of Sports Editors

The Associated Press' Board of Sports Editors ranked BYU as the nation's premier football college program Wednesday night, ranked No. 1 by the United Press International News of Sports, and Associated Press' Board of Sports Editors and College Football.

BYU also received the highest rating, "Division of America for 1984," the Associated Press' Board of Sports Editors' Football Division, and the highest rating, "Division of America for 1984," the Associated Press' Board of Sports Editors' Football Division.

In addition, BYU was named No. 1 by all six polls of the United Press' Board of Sports Editors, and the Associated Press' Board of Sports Editors.

BYU's triumph over the odds was a result of the team's perfect record, its victory over the nation's top-ranked team, the Washington Huskies, and its victory over the nation's top-ranked team, the Washington Huskies.

BYU's triumph over the odds was a result of the team's perfect record, its victory over the nation's top-ranked team, the Washington Huskies, and its victory over the nation's top-ranked team, the Washington Huskies.

BYU's triumph over the odds was a result of the team's perfect record, its victory over the nation's top-ranked team, the Washington Huskies, and its victory over the nation's top-ranked team, the Washington Huskies.

Associated Press' Board of Sports Editors

The Associated Press' Board of Sports Editors ranked BYU as the nation's premier football college program Wednesday night, ranked No. 1 by the United Press International News of Sports, and Associated Press' Board of Sports Editors and College Football.

BYU also received the highest rating, "Division of America for 1984," the Associated Press' Board of Sports Editors' Football Division, and the highest rating, "Division of America for 1984," the Associated Press' Board of Sports Editors' Football Division.

In addition, BYU was named No. 1 by all six polls of the United Press' Board of Sports Editors, and the Associated Press' Board of Sports Editors.

BYU's triumph over the odds was a result of the team's perfect record, its victory over the nation's top-ranked team, the Washington Huskies, and its victory over the nation's top-ranked team, the Washington Huskies.

BYU's triumph over the odds was a result of the team's perfect record, its victory over the nation's top-ranked team, the Washington Huskies, and its victory over the nation's top-ranked team, the Washington Huskies.

BYU's triumph over the odds was a result of the team's perfect record, its victory over the nation's top-ranked team, the Washington Huskies, and its victory over the nation's top-ranked team, the Washington Huskies.





COLLEGE FOOTBALL HALL OF FAME HEAD COACH **LAVELL EDWARDS**

257 CAREER VICTORIES • 19 CONFERENCE TITLES • 1 NATIONAL CHAMPIONSHIP



Legendary Cougar coach LaVell Edwards has twice been recognized as one the greatest coaches in college football. The seventh-winningest coach in NCAA football history earned the Bobby Dodd Coach of the Year Award in 1979 and the Kodak Coach of the Year Award in 1984.

Along with his teams' successes during his coaching tenure, LaVell Edwards accumulated many personal accolades to match. Edwards' first national recognition for his coaching prowess came in 1979 when he was honored with the Bobby Dodd Coach of the Year Award. A panel of 11 former college football coaches selected the BYU coach. On the heels of BYU's first national championship five years later, Edwards' coaching peers honored him with what he then called his greatest personal accolade, the Kodak Coach of the Year Award.

As successful as his teams were on the field, Edwards' coaching philosophy did not reflect a win-at-all-costs mentality. He didn't bark orders or rule the sideline with an

1972
Named BYU football head coach, BYU went 7-4 in his inaugural season and Pete Van Valkenburg won the NCAA rushing title

1974
BYU wins first Western Athletic Conference championship under Edwards with a 7-4-1 overall record, earning first bowl berth in school history (Fiesta Bowl). Quarterback Gary Sheide wins Sammy Baugh Trophy (First of 7 BYU winners)

1977
BYU leads the nation in passing yards for the second consecutive year (341.6 ypg). Marc Wilson quarterback leads team to second-consecutive 9-win season.

1979
BYU wins 11 games, reaching double digits for the first time in school history and Edwards named Bobby Dodd Coach of the Year. Marc Wilson named BYU's first Consensus All-American quarterback and wins Sammy Baugh Trophy.

1981
Jim McMahon named Consensus All-American and wins the Sammy Baugh and Davey O'Brien Awards and quarterback leads BYU to 11-2 season, winning back-to-back bowl games with a win over Washington State. Edwards coaches the West to a victory in the Hula Bowl

1962
Hired by BYU head football coach Hal Mitchell to coach the defensive line, eventually promoted to defensive coordinator

1973
Went 5-6 in second season, BYU's only losing season in his 20-year tenure

1976
BYU wins 9 games, most in school history to date. QB Gifford Nielson named First Team All-American and BYU leads nation in passing offense for first time (307.8 ypg)

1978
Edwards earns doctorate in education from BYU. The Cougars played in their first Holiday Bowl, starting a span of 17 consecutive bowl appearances.

1980
BYU wins first bowl game, nicknamed the "Miracle Bowl" after coming back to beat SMU 46-45 after Jim McMahon completed a Hail Mary to Clay Brown to cap the 21-point four-minute comeback and a 12-1 season

1983
After losing first game, BYU wins 11 straight and finishes season ranked No. 7 in the polls, the best finish to date in school history. Edwards wins 100th game (SDSU). Steve Young named Consensus All-American and wins Sammy Baugh, Davey O'Brien and finishes second in Heisman voting.



"In the South there's Bear Bryant, Daryl Royal and Frank Boyles, in the East there's Joe Paterno, in the Midwest there's Bo Schembechler, Woody Hayes and Tom Osborne and in the West there's John McKay and LaVell Edwards. He's a legend. And as good a football coach as he was, he's a better man and he did it the right way. He's known throughout the country as a legend."

-LEE CORSO

ESPN FOOTBALL ANALYST

iron fist. Generally, the assistant coaches were delegated the duty of handling the X's and O's while he saw to the administrative tasks of the program. His personal demeanor or also gave him the ability to relate well with his players whether teaching them about football or other more personal matters.

"Just seeing how he handles himself with the media and with people in general ... he's always genuine with them. He treats everybody well," former BYU quarterback and current BYU athletic administrator Robbie Bosco said. "Those are the things he'll leave with me, more than winning football games."



1985
Bosco led the Cougars to another 11-win season and another WAC Championship. BYU finished No. 16 in the AP poll and Bosco was a third-round NFL draft pick.

1989
BYU wins WAC for the first time in three years behind the arm of sophomore Ty Detmer. Detmer throws for 4,560 yards, the third 4,000 yard season for a BYU quarterback under Edwards (McMahon '80, Bosco '84). Offensive lineman Mo Elewonibi wins Outland Trophy.

1994
Edwards and BYU defeats New Mexico 49-47 for his 200th victory. BYU also defeated Notre Dame during the regular season and Oklahoma in the postseason.

2000
Prior to the 2000 season, Edwards announces it will be his last. BYU finishes just 6-6 and does not get invited to a bowl game for just the fifth time in his 29 year career as head coach. In a ceremony following BYU's last regular season game at home, President Gordon B. Hinckley of the LDS Church officially renamed Cougar Stadium LaVell Edwards Stadium. The Cougars went on to defeat Utah in dramatic fashion to close the regular season on the road with a 34-27, last-minute victory for his 257th win (No. 6 all-time). Edwards is carried off the field.

1984
BYU goes 13-0 and wins the National Championship. Edwards earns Kodak Coach of the Year. Quarterback Robbie Bosco wins Sammy Baugh. Five total players, including Bosco are named to All-America teams.

1986
Edwards passes Arizona State's Frank Kush as the winningest coach in WAC history. Defensive lineman Jason Buck wins the Outland Trophy.

1990
Ty Detmer leads BYU to 28-21 win against No. 1 ranked Miami in Provo. Detmer wins the Heisman Trophy. BYU's only Heisman winner with 5,188 yards and 41 touchdowns.

1996
BYU sets an NCAA record with 14 victories, going 14-1 and defeating No. 14 Kansas State in the Cotton Bowl - BYU's only New Year's Day bowl in school history. Team finishes ranked No. 5 in the polls. QB Steve Sarkisian wins Sammy Baugh and Davey O'Brien Awards.

2004
Edwards is inducted into the College Football Hall of Fame. BYU claimed 20 of 29 regular-season conference titles under Edwards and led BYU to 22 bowl games. A two-time national Coach of the Year winner, Edwards coached one national championship team and 32 All-Americans.



BYU QUARTERBACK ALL-AMERICA SELECTIONS

Since the days of Virgil Carter and Gary Sheide in the 1960s and early 1970s, BYU has produced an assembly line of outstanding quarterbacks in Provo that have earned unprecedented success in the market of college and professional football. Eleven BYU quarterbacks have earned at least an honorable mention All-America citation or Academic All-America honors.

Volumes have been written about BYU's passing game and great quarterback tradition. BYU quarterbacks have owned the NCAA record books and have won the Sammy Baugh trophy seven times and the Davey O'Brien four times. BYU's quarterback factory has also produced a Heisman Trophy winner

in Ty Detmer and many other Heisman Trophy candidates. Quarterbacks Gifford Nielsen, Marc Wilson, Jim McMahon, Steve Young and Ty Detmer have been inducted into the College Football Hall of Fame.

On seven different occasions, BYU quarterbacks have finished as the NCAA total offense leaders. Three of the top-15 career passing efficiency leaders are from BYU. In the 29 years LaVell Edwards coached at BYU, the Cougars led the nation in passing eight times and finished in the top five 17 times.

When Edwards was named head coach at BYU in 1972, he realized he couldn't compete initially with the big schools for the big-time athletes. So he installed a passing attack that

would change the future of college football.

The offense worked, and the Cougars began passing the competition. BYU became one of the first universities to use the forward pass consistently and effectively in a time when throwing the football was a mere alternative to running the ball.

The pass has been good to BYU. Prior to Edwards, the program had won a total of 171 games and had only 16 winning seasons since 1922. Since 1972, BYU is No. 8 in total wins with 382. BYU has won or tied for a conference championship 23 times, played in 34 bowl games and won the national championship in 1984.



VIRGIL CARTER

Provo, Utah (1964-66)

Carter led the NCAA in touchdown passes and total offense in 1966. He set an NCAA record in 1966 with 599 yards of total offense at UTEP. He was an Academic All-American and finished 11th in the 1966 Heisman voting.



GARY SHEIDE

Provo, Utah (1964-66)

Sheide won the Sammy Baugh trophy in 1974 and was second in the NCAA in passing in both 1973 and 1974. He was the 1974 WAC Offensive Player of the Year and finished eighth in the 1974 Heisman ballot while earning All-American Honorable Mention from UPI.



GIFFORD NIELSEN

Provo, Utah (1975-77)

A First Team All-American in 1976, Nielsen led the NCAA in TD passes and passing yards and was second in total offense in 1976. He finished sixth in the 1976 Heisman voting and was inducted into the College Football Hall of Fame in 1994.



MARC WILSON

Provo, Utah (1975-77)

Wilson won the Sammy Baugh in 1979 along with being named a Consensus All-American and third in the Heisman Trophy vote. He led the nation in total offense and set 19 NCAA records in his career. He was a first-round draft pick of the Oakland Raiders (15th overall) and was inducted into the College Football Hall of Fame in 1996.



JIM MCMAHON

Provo, Utah (1975-77)

McMahon won the Davey O'Brien, Sammy Baugh and was named a Consensus All-American in 1981. He set 75 NCAA records in his career and led the NCAA in total offense passing in both 1980 and 1981. McMahon finished third (1981) and fifth (1980) in the Heisman voting. He went on to be a first round pick of the Chicago Bears in 1982 and quarterbacked them to a Super Bowl win in 1986 and got another ring with Green Bay in 1996 as a backup, playing in the NFL for 16 years. He was inducted into the College Football Hall of Fame in 1998.



STEVE YOUNG

Provo, Utah (1975-77)

Young also won both the Davey O'Brien and the Sammy Baugh in 1983 along with earning Consensus All-American status. He led the NCAA in total offense, passing and pass efficiency in 1983 and was the runner-up for the Heisman Trophy. He set 15 NCAA records in his career. Young played 14 years in the NFL and won the NFL MVP in both 1992 and 1994. He set the NFL single-season passer rating record with 112.8 in 1994 and won a Super Bowl with San Francisco the same year, earning MVP honors with six touchdown passes in the game. He was inducted into the College Football Hall of Fame in 2001.

ROBBIE BOSCO

Bosco led the Cougars to the 1984 National Championship and won the Sammy Baugh Trophy that season. He was a second-team All-American and runner-up for the Davey O'Brien while finishing third for the Heisman in both 1984 and 1985. He led the NCAA in total offense in 1984 and was drafted by Green Bay 1985. He has since coached at BYU and currently serves in an administrative role in the athletic department.



TY DETMER

Detmer won the Heisman Trophy in 1990 and is a two-time Davey O'Brien winner and Maxwell Award recipient. He set 63 NCAA records and was a two-time Consensus All-American. He is BYU's career leader with 15,031 passing yards and ranks No. 5 in NCAA history. He led the NCAA in passing yards in 1990 and total offense in 1991. He played 14 years in the NFL and was inducted into the College Football Hall of Fame in 2012. He recently returned to BYU as the offensive coordinator and quarterbacks coach.



STEVE SARKISIAN

In two seasons at BYU, Sarkisian won the Sammy Baugh Trophy, earned second team All-American honors and led the nation in passing efficiency in 1996. He was named the 1996 WAC Offensive Player of the Year and led BYU to an NCAA-record 14 victories in 1996, including a win in the Cotton Bowl over Kansas State. He has been a head coach at Washington and USC.



JOHN BECK

Beck was named a second team All-American in 2006 and was named the MWC Offensive Player of the Year.

He was a finalist for the Johnny Unitas award and semi-finalist for the Davey O'Brien. His 11,021 career passing yards ranks No. 3 at BYU. He was drafted in the second round of the 2007 NFL Draft by the Miami Dolphins and played six years in the NFL.



MAX HALL

Hall won more games at BYU than any other starting quarterback, with 32 victories. He was a two-time honorable mention All-American and a three-time All-MWC player. He is second in BYU history in passing yards, touchdowns, completions and total offense in his three seasons. He played in six games for the Arizona Cardinals in 2010 after signing as a free agent. He won his first career NFL start.



3,000 CLUB

3,000 PASSING YARDS

Passing for 3,000 yards has been a benchmark in college football since BYU was one of the early pioneers engineering an effective air attack. Since 1976, 13 different individual BYU quarterbacks have accomplished the feat 23 times. As a team, BYU has passed for at least 3,000 yards in 34 of the past 40 seasons, including 14 seasons with at least 4,000 yards and one season in 1990 with over 5,000 yards.

BYU'S 5,000 CLUB

5,188	Ty Detmer	1990
-------	-----------	------

BYU'S 4,000 CLUB

4,571	Jim McMahon	1980
4,560	Ty Detmer	1989
4,273	Robbie Bosco	1985
4,031	Ty Detmer	1991
4,027	Steve Sarkisian	1996

BYU's 3,000 CLUB


3,957	Max Hall	2008
3,902	Steve Young	1983
3,885	John Beck	2006
3,875	Robbie Bosco	1984
3,848	Max Hall	2007
3,727	John Walsh	1993
3,720	Marc Wilson	1979
3,712	John Walsh	1994
3,709	John Beck	2005
3,560	Max Hall	2009
3,555	Jim McMahon	1981
3,554	Kevin Feterik	1999
3,542	Brandon Doman	2001
3,437	Steve Sarkisian	1995
3,401	Gifford Nielsen	1976
3,337	Tanner Mangum	2015
3,100	Steve Young	1982





BYU AND THE HEISMAN TROPHY

1990 HEISMAN TROPHY WINNER TY DETMER



On December 1, 1990, Ty Detmer and his teammates gathered pool-side at the Princess Kaiulani Hotel just hours prior to kickoff with Hawai'i. Via satellite hookup with national TV, Detmer and the BYU faithful waited patiently and listened as Downtown Athletic Club President C. Peter Lambos announced, "Ty Detmer, Ty Detmer of BYU," — soon Ty was doused in the pool.

Detmer, a junior, became the first collegian from the Rockies to win the Heisman Trophy. Named in honor of John Heisman, the coveted 25-pound honor has been awarded annually to the outstanding college football player of the year since 1935.

A 28-21 upset over No. 1-ranked Miami in Provo vaulted Detmer to the forefront in the Heisman race his junior season. Combined with a massive public relations "necktie" campaign for Ty, the 6-foot, 175-pound, gunslinger from San Antonio, Texas, guided BYU to a Holiday Bowl berth that season and a 10-3 record with 41 touchdowns and 5,188 yards passing.

Detmer polled 1,482 points to beat out Notre Dame's Raghib "Rocket" Ismail at 1,177 and finished first in all six regions. Detmer finished third in the Heisman balloting in 1991.

"Winning the Heisman was a great honor," said Detmer. "There have been a lot of great players, like my teammates and previous BYU quarterbacks, that contributed to it. They opened the door. It shows the strength of the program at BYU."

Detmer's portrait hangs alongside other recipients on the third floor of the DAC of New York City. A duplicate portrait of Detmer also hangs on display in the Cougar Room of LaVell Edwards Stadium.



**1979 - 3RD PLACE
MARC WILSON**



**1981 - 3RD PLACE
JIM MCMAHON**



**1983 - RUNNER UP
STEVE YOUNG**



**1984, 1985 - 3RD PLACE
ROBBIE BOSCO**

BYU has had a player finish in the top 10 of Heisman voting in 12 seasons and a finalist seven times. Marc Wilson, Jim McMahon, Steve Young and Robbie Bosco (twice) all earned recognition in the top three of vote getters, along with Detmer's win in 1990 and third-place finish in 1991.

	Player	Year	Total yards
1.	Ty Detmer, BYU	1990	5,022
2.	Andre Ware, Houston	1989	4,661
3.	Robert Griffin III, Baylor	2011	4,642
4.	Johnny Manziel, Texas A&M	2012	4,600
5.	Sam Bradford, Oklahoma	2008	4,529



BYU'S SAMMY BAUGH TROPHY WINNERS



7 SAMMY BAUGH WINNERS

The Sammy Baugh Trophy is awarded to the nation's top passer by the Touchdown Club of Columbus each year since 1959. The award is named after College and Pro Football Hall of Famer Samuel "Slingin' Sammy" Baugh. He was a two-time All-American at TCU and went on to play with the Washington Redskins from 1937-1952. He was a six-time All-Pro selection and NFL Player of the Year in 1947 and 1948. Baugh is credited for making the forward pass an integral part of offensive play in the NFL.

BYU has produced a record seven Sammy Baugh winners including Gary Sheide, Marc Wilson, Jim McMahon, Steve Young, Robbie Bosco, Ty Detmer and Steve Sarkisian. No other school has more than four winners.



1974 - GARY SHEIDE
181 comp 300 att
2,174 yards, 23 TD



1979 - MARC WILSON
250 comp 427 att
3,720 yards, 29 TD



1981 - JIM MCMAHON
278 comp 423 att
3,555 yards, 30 TD



1983 - STEVE YOUNG
306 comp 429 att
3,902 yards, 33 TD



1984 - ROBBIE BOSCO
283 comp 458 att
3,875 yards, 33 TD



1991 - TY DETMER
249 comp 403 att
4,031 yards, 35 TD



1996 - STEVE SARKISIAN
278 comp 404 att
4,027 yards, 33 TD



THE DAVEY O'BRIEN AWARD



In 1981, the Davey O'Brien Educational and Charitable Trust of Fort Worth, Texas, named Jim McMahon the first recipient of the annual Davey O'Brien National Quarterback Award — honoring the nation's best quarterback, after previously honoring any position player beginning in 1977. BYU quarterbacks have won the Davey O'Brien Award four times — more than any other school. In addition to winners McMahon (1981), Steve Young (1983) and Ty Detmer (1990 & '91), Robbie Bosco finished runner-up in 1984 and Steve Sarkisian finished third in 1996.

1981 JIM MCMAHON

Jim McMahon won the Davey O'Brien Award in its first year as a quarterback-specific award. McMahon's senior season in 1981 capped off his historic career with another 3,555 yards and 30 touchdown passes. He was named to five All-America teams and was the WAC Player of the Year after leading BYU to another WAC Championship.



1983 STEVE YOUNG

Steve Young put together a senior season of 3,902 passing yards, 33 touchdowns to go along with a running attack of 444 yards and another eight scores. He led BYU to an 11-1 record, winning another WAC title and leading the Cougars to a 21-17 win in the Holiday Bowl over Missouri after catching the game-winning touchdown on a halfback pass.



1990 TY DETMER

Ty Detmer's 1990 season was one of the best by a quarterback in not just BYU history, but in all of college football. He threw for 5,188 yards and 41 touchdowns in 12 regular season games while setting 42 NCAA records and tying five more. Detmer's Davey O'Brien Award was added to his hardware collection in 1990 consisting of the Maxwell Award and Heisman Trophy.



1991 TY DETMER

Detmer followed up his historic junior campaign with another stellar season as a senior. He threw for 4,031 yards and 35 touchdowns en route to another Davey O'Brien Award and the Sammy Baugh Trophy. He finished third in the Heisman voting and was named a consensus All-American for the second consecutive year. The Cougars also clinched a third-straight WAC title behind Detmer's arm.






TY DETMER WINS THE MAXWELL AWARD



Each year the Maxwell Football Club presents the Maxwell Award for the College Player of the Year. Dating back to 1937, this award is presented in honor of Robert W. (Tiny) Maxwell, legendary college player, official and sports columnist. Voters for the Maxwell College Awards are NCAA Head College Football Coaches, members of the Maxwell Football Club & sportswriters and sportscasters from across the country. Quarterback Ty Detmer took home the Maxwell Award as college football's best player in 1990. Detmer won the Heisman and Davey O'Brien the same year. The Maxwell Award voting - by college coaches, the media and members of the Maxwell Football Club - had the same order of finish as the Heisman. Detmer had 1,993 points; followed by Raghib "Rocket" Ismail of Notre Dame with 1,385; Eric Bienenmeyer of Colorado with 747, and Shawn Moore of Virginia with 431.



DETMER NOTES

15,031
PASSING YARDS

5,188
PASSING YARDS IN 1990

3-4000
THREE SEASONS OF OVER
4,000 PASSING YARDS

121
PASSING TOUCHDOWNS

42
NCAA RECORDS

41
TOUCHDOWNS IN 1990

2
TWO-TIME ALL-AMERICAN



THE OUTLAND TROPHY WINNERS

1986 **JASON BUCK**



Jason Buck, a 6-6, 270-pound senior from St. Anthony, Idaho, was a quarterback going into junior college at Ricks College. Buck led the 1986 Cougars with 218.5 defensive points and registered 26 unassisted tackles, 33 assisted tackles, 13 tackles for losses, 17 quarterback hurries and 12.5 sacks.

Buck rode a publicity campaign of "One Buck" dollar bills in leading BYU to an 8-5 record and a berth in the Freedom Bowl in 1986.

"For me it was just a thrill to be on the field every Saturday at BYU," said Buck. "To win the Outland Trophy was a dream come true."




The Outland Trophy has been awarded annually by the Football Writers Association of America since 1946 to the nation's most outstanding interior lineman. It is named after the late John Outland, an All-America lineman at Pennsylvania in the late 1800s. It is the third oldest player award in major-college football behind the Heisman Trophy and Maxwell Award.

1989 **MOHAMMED ELEWONIBI**

Mohammed Elewonibi, a 6-5, 290-pound, senior from British Columbia, Canada, spent his childhood in his native Nigeria and didn't play football until after high school, at Snow Junior College. "Mount Mohammed" led BYU to a 10-3 record, a berth in the Holiday Bowl in 1989 and graded out four times with perfect pass protection as a senior.

The Outland Trophy honors the outstanding interior lineman in the nation and was first presented in 1946 by the Football Writers Association of America.

The award is named for its benefactor, Dr. John H. Outland.





DOAK WALKER AWARD

LUKE STALEY

CONSENSUS ALL-AMERICAN • DOAK WALKER AWARD WINNER

BYU running back Luke Staley was named the winner of the 2001 Doak Walker Award. The annual award, which was presented on the ESPN Home Depot College Football Awards Show from Orlando, Fla., is presented to college football's top running back.



1,582

RUSHING YARDS IN 2001
- BYU SINGLE SEASON RECORD

143.8

RUSHING YARDS PER GAME IN 2001
- BYU SINGLE SEASON RECORD

48

CAREER TOUCHDOWNS
- BYU RECORD

41

CAREER RUSHING TD
- BYU RECORD

28

TOTAL TD IN 2001
- BYU SINGLE SEASON RECORD

24

RUSHING TD IN 2001
- BYU SINGLE SEASON RECORD

8.1

YARDS PER CARRY TO LEAD THE NATION IN 2001
-BYU SINGLE SEASON RECORD

"This is a great honor," Staley said. "I can't express how grateful I am for my family, my teammates, my coach - everyone who made this possible."

In addition to winning the Doak Walker Award, Staley was also named as a first-team member of the prestigious Walter Camp Foundation All-America Team. Staley was the first BYU consensus All-American since Ty Detmer was twice selected in 1990 and 1991. In addition to the Walter Camp Foundation All-America team, Staley was named a first-team All-American by the American Football Coaches Association, Football Writers Association of America, the Associated Press, The Sporting News, Football News and CNN/ISI—just to name a few.

"We're very proud of Luke and all his accomplishments," BYU head coach Gary Crowton said. "Since we started this season back in

August, we have been telling these guys to work hard, stay focused and great things will happen. This award, although presented to Luke, is a tribute to the hard work and commitment each and every player and coach has made this season. Luke is probably one of the best examples we have had, in terms of working hard and staying focused. This is a great tribute for a great athlete, a great teammate and a great young man. We couldn't be more proud of him."

Staley, from Tualatin, Ore., led the nation in scoring (15.5 p/game), yards per carry (8.1 y/carry) and finished the 2001 season ranked third in the nation in rushing, averaging 143.8 yards per game. He helped pace the Cougars to a 12-2 record on the season, scoring a BYU single-season record 28 touchdowns. Staley also racked up a BYU single-season record 1,582 yards rushing on the season.





THE POLYNESIAN PIPELINE

The Polynesian Islands have become a hotbed for recruiting in recent years, but BYU has been one of the pioneers in bringing these players from Tonga, Samoa, the Hawaiian Islands and all of Polynesia to the forefront of college football since the early 1950s.

Harry Bray of Hilo, Hawai'i, transferred from Weber College to play for the Cougars in 1951, becoming the first Polynesian to play for the Cougars. Other Pacific Islanders who followed included: Famika Anae (1954-55), John Kapele (1957-59), John Kawaa (1962-1963), John Lupoi (1967-1969) and Henry Nawahine (1964-1965). Some of BYU's most celebrated and decorated players have come from the Pacific islands, including All-Americans, national record holders, players who have gone on to compete in the NFL and now, several members of BYU's current coaching and support staff.

Kalani Sitake was named BYU's 14th head coach on Dec. 19, 2015, becoming the first Tongan head football coach in the NCAA. Sitake was raised in Laie, Hawaii and later moved to the mainland. His staff includes Polynesians Ilaisa Tuiaki, Steve Kaufusi, Reno Mahe, Nu'u Tafisi, Russell Tialavea, Tevita Ofahengaue, Jack Damuni, Jasen Ah You, Sione Kinikini, Vince Feula and Harvey Unga.

Since 1951, hundreds of Polynesian players have suited up for BYU. The Cougars' Polynesian players have come from all over the Pacific including Hawaii, Tonga, Samoa and Fiji. Some of the most notable players include Vai Sikahema, the NCAA's career leader in punt returns, All-American and NFL veteran tight end Itula Mili and BYU's all-time leading rusher, Harvey Unga. Many former BYU Polynesian have gone on to play in the NFL.

Of the hundreds of Polynesian players, several rank among the top statistical leaders in BYU history. Two of the top-10 career rushers are Polynesian. Two of the top-10 leaders in career receiving yards are also Polynesian. Since 1982, 11 of BYU's season-rushing leaders have been Pacific Islanders.



(In the center) Current head coach Kalani Sitake and director of recruiting operations (on the left) Tevita Ofahengaue with teammate (on the right) Setema Gali, Jr. on senior night back in 2000 at LaVell Edwards Stadium.

BYU'S TIGHT END TRADITION

BYU TIGHT END GREATS

BYU's tight ends have earned unprecedented success as a featured position in the offense for decades. With former Heisman-winning quarterback taking over the offensive playcalling duties, many expect the tight end to be showcased again, similar to the days when Detmer relied on All-American tight ends Chris Smith and Byron Rex while under center at BYU. Over the years, Cougar football has emerged as the home of some of the best pass-catching tight ends in NCAA history. Starting with "Miracle Bowl" hero Clay Brown in 1980, nine BYU tight ends have earned All-America recognition. Since 1976, 12 Cougar tight ends have received 20 first-team All-Conference citations. Five former Cougars helped lead their teams to the Super Bowl—Doug Jolley with the Oakland Raiders in 2003, Chad Lewis with the Philadelphia Eagles in 2005, Itula Mili with the Seattle Seahawks in 2006, Gabriel Reid with the Chicago Bears in 2007 and Dennis Pitta with the Baltimore Ravens in 2013. Two former BYU Cougars, Todd Christensen and Chad Lewis, have been named to several Pro Bowl teams during their successful professional careers as tight ends. A BYU tight end was named first-team all-conference (Jonny Harline in 2005 and 2006 and Dennis Pitta in 2007, 2008 and 2009) in five-straight years. In 2009, BYU became the first team in MWC history to sweep the tight end honors as Andrew George earned All-MWC Second Team accolades while Pitta was a consensus All-American.



CLAY BROWN



GORDON HUDSON



DAVID MILLS



TREVOR MOLINI



CHRIS SMITH



BYRON REX



CHAD LEWIS



ITULA MILI



JONNY HARLINE



DENNIS PITTA

ALL-AMERICAN TE

Clay Brown	1980
Gordon Hudson*	1982
Gordon Hudson*	1983
David Mills	1984
Trevor Molini	1985
Chris Smith	1989
Chris Smith	1990
Byron Rex	1992
Chad Lewis ^	1996
Itula Mili	1996
Jonny Harline	2006
Dennis Pitta	2008
Dennis Pitta*	2009

*consensus ^academic

FIRST TEAM

ALL-CONFERENCE TE

Brian Billick	1976
Clay Brown	1979
Clay Brown	1980
Gordon Hudson	1982
Gordon Hudson	1983
David Mills	1984
Trevor Molini	1985
Chris Smith	1989
Chris Smith	1990
Byron Rex	1991
Byron Rex	1992
Chad Lewis	1995
Chad Lewis	1996
Itula Mili	1996
Doug Jolley	2001
Jonny Harline	2005
Jonny Harline	2006
Dennis Pitta	2007
Dennis Pitta	2008
Dennis Pitta	2009



COLLEGE FOOTBALL HALL OF FAME INDUCTEES



The College Football Hall of Fame was established in 1951. Including the 2016 Hall of Fame class, only 977 players and 211 coaches, have been inducted into the College Football Hall of Fame from the nearly 5.12 million who have played or coached the game during the past 147 years. In other words, less than two ten-thousandths of one percent (.0002) of the individuals who have played the game have been deemed worthy of this distinction.

BYU has produced seven Hall of Fame members, including six players and head coach LaVell Edwards.

Founded in 1947, The National Football Foundation & College Hall of Fame inducted its first class of inductees in 1951. The first class included 32 players and 19 coaches, including Illinois' Red Grange, Notre Dame's Knute Rockne, Amos Alonzo Stagg and Carlisle's Jim Thorpe.

305 schools are represented with at least one College Football Hall of Famer.

The new College Football Hall of Fame, which opened on Aug. 23, 2014, is a 94,256-square-foot attraction located in the heart of Atlanta's sports, entertainment and tourism district.



GIFFORD NIELSEN QUARTERBACK: 1975-77 INDUCTED: 1994

Nicknamed the "Mormon Rifle," Gifford Nielsen became BYU's first Hall of Fame inductee in 1994. His prolific passing career began when he came off the bench in the third game of his sophomore season to lead the Cougars to a 16-15 come-from-behind win over New Mexico by completing 10 of 12 passes. As a junior in 1976, Nielsen really made fans sit up and notice. He passed for 3,192 yards and 29 touchdowns, set 13 WAC records and made All-America. Next season promised even more. He threw five touchdown passes against New Mexico, six against Utah State and was twice named Player of the Week. For the first time, a BYU football team was nationally ranked. "It was like a little dream world," said Nielsen, a product of Provo High School. "The numbers were just mind-boggling. Everything you could ever dream of as a kid in Provo, Utah, was in the palm of my hand." On Oct. 8, 1977, his season and college career ended when he suffered a serious injury. Over three years Nielsen averaged an astounding 243 yards passing per game. Nielsen played six years with the Houston Oilers and was the last quarterback to lead the Oilers to the AFC finals. He and his wife Wendy have six children.



MARC WILSON QUARTERBACK: 1976-79 INDUCTED: 1996

One of the most celebrated quarterbacks in Cougar history, Marc Wilson earned consensus All-America honors in 1979 and was inducted into the Hall of Fame on Dec. 10, 1996. In Wilson's first game as a starter, he was 15 of 25 for 332 yards with seven touchdowns in a 63-17 triumph over Colorado State and was consequently named Sports Illustrated's Offensive Player of the Week. In Wilson's career at BYU, he set 10 NCAA records. The 6-5, 204-pound quarterback ranked fourth in the nation in passing efficiency with a 147.1 rating in 1979. That same year, Wilson finished third in the Heisman balloting, led his team to an undefeated regular season, and was named the Holiday Bowl's Offensive MVP. A true student-athlete, Wilson was the recipient of the NCAA Top Five Award and its post graduate scholarship. A first round draft pick of the Oakland Raiders, Wilson played eight seasons before finishing his career with the New England Patriots. Presently, Wilson is a land developer in the North Seattle area. He and his wife, Colleen, live in Woodinville, Wash. with their four children.



JIM MCMAHON QUARTERBACK: 1978-81 INDUCTED: 1998


McMahon set 75 NCAA records at BYU, was a 1981 first team All-American by Kodak (Coaches), College & Pro Weekly, Associated Press, UPI, FWAA, and second team NEA. In 1980 he earned first team All-America from the FWAA. McMahon balloted third place for the Heisman Trophy in 1981 and fifth in 1980. In 1981, he won the Davey O'Brien Trophy, the Sammy Baugh Award, the Utah Sportsman of the Year and the NCAA Co-Offensive Player of the Year with Marcus Allen (Pigskin Club of Wash., D.C.). He led the NCAA in pass efficiency (155.0) and total offense (345.8) in 1981 as well as pass efficiency (176.9) and total offense (385.6) in 1980. He set 29 Western Athletic Conference records and was three-time WAC Player of the Year and first team all-league. He broke 23 BYU records, was MVP of two Holiday Bowls and has been inducted to the Holiday Bowl Hall of Fame. McMahon passed for 9,536 yards, threw 84 touchdowns and completed 653 of 1,056 passes at BYU. McMahon played for the Chicago Bears from 1982-88 (1985 Super Bowl Champs, 1985 Pro QB of the Year, and Pro Bowl); San Diego Chargers in 1989; Philadelphia Eagles from 1990-92; Minnesota Vikings in 1993; Arizona Cardinals in 1994; and Green Bay Packers from 1995-96 (1997 Super Bowl Champions).

COLLEGE FOOTBALL HALL OF FAME INDUCTEES

LAVELL EDWARDS

HEAD COACH: 1972-2000 INDUCTED: 2004

A coaching icon whose success and longevity are paralleled by few, Edwards guided BYU to heights never before reached in the program's history. Edwards posted a record of 257-101-3 (.716) over a span of 29 seasons at BYU. From 1972 until his retirement following the 2000 season, Edwards roamed the sidelines at BYU—a tenure that ranks fifth all-time among coaches at one school. In 20 of those 29 seasons, the Cougars claimed the league title. Guiding BYU to 22 bowl game appearances, including a streak of 17-straight bowl appearances, Edwards reached the pinnacle of coaching success in 1984 by winning the National Championship. His 257 wins rank him seventh in NCAA Division I-A history, and he has more victories than every other coach in BYU history combined. At the helm, Edwards coached one Heisman Trophy winner, two Outland Trophy recipients, four Davey O'Brien award winners and 32 All-Americans—not to mention countless players who went on to professional careers in the NFL. He was named NCAA District 8 Coach of the Year eight times, the Bobby Dodd National Coach of the Year in 1979 and AFCA National Coach of the Year in 1984. Named the State of Utah's Coach of the Century, Edwards is a member of the State of Utah Sports Hall of Fame. "A spectacular choice," Steve Young said. "When you think of the Hall of Fame, you think of longevity, excellence, leadership and quality. In my book, Hall of Fame and LaVell Edwards go hand in hand. He is definitely a worthy recipient of this honor."



STEVE YOUNG

**QUARTERBACK: 1975-77
INDUCTED: 1994**

One of the greatest collegiate quarterbacks of all time, Young set 13 NCAA records. As a junior, he averaged 318.8 yards per game of total offense, earning All-Western Athletic Conference recognition and Conference Player of the Year honors. In his senior season, he repeated as a first-team All-WAC selection, completed 306 of 429 pass attempts for an impressive .713 percentage and led BYU to its second straight Holiday Bowl. His .713 completion percentage, 3,902 yards passing, 4,346 yards of total offense and 33 touchdowns all led the nation. He completed 592 of 907 attempts for a .653 average, threw for 7,733 yards and 56 touchdowns and had 8,817 yards of total offense in only 31 games. A unanimous All-American and academic All-WAC selection, Young was the runner-up for the Heisman Trophy and received a National Football Foundation and College Football Hall of Fame Scholar-Athlete Award in recognition for his excellence on the field, in the classroom and in the community. Young retired after 15 seasons in the NFL, where he earned two MVP awards, seven trips to the Pro Bowl and led the San Francisco 49ers to win the Super Bowl in 1995, earning MVP honors.

GORDON HUDSON

**TIGHT END: 1980-83
INDUCTED: 2009**

Hudson is the first non-quarterback to represent BYU as a player in the Hall. A consensus All-America First Team pick in 1982 and 1983, Hudson is still the NCAA FBS record holder for most passes caught per game by a tight end (5.4) in a career, most career yards per game by a tight end (75.3) and most yards in a single game by a tight end (259). Hudson helped BYU win four conference championships (WAC) and earn four Holiday Bowl invitations during his career from 1980-83. He totaled 2,484 receiving yards and 22 touchdowns during his All-American career.

TY DETMER

**QUARTERBACK: 1988-91
INDUCTED: 2012**

BYU's only Heisman Trophy Winner, Detmer is BYU's seventh inductee into the Hall of Fame. Detmer also won the Maxwell Award, two Davey O'Brien Awards and set 63 NCAA records in his tenure. Twice named a consensus All-American, Detmer won national player of the year awards from organizations such as UPI, CBS, Scripps Howard and the U.S. Sports Academy. His 15,031 career passing yards and 121 touchdowns were NCAA bests at the time, and the gunslinger still holds three records. A three-time first team All-WAC performer, Detmer led College Football Hall of Fame coach LaVell Edwards' teams to three conference titles, four bowl games, three AP top 25 finishes and a 28-21 win over top-ranked and defending national champion Miami on Sept. 8, 1990. The NCAA Today's Top VI Award recipient was a ninth round selection of the 1992 NFL Draft by the Green Bay Packers and played 14 seasons in the NFL. The founder of the Ty Detmer Charitable Foundation, he regularly holds the Ty Detmer Youth Football League in Grants, N.M. A 2000 inductee of the BYU Athletics Hall of Fame, Detmer is currently the head coach at St. Andrew's Episcopal School in Austin, Texas.



BYU ALL-AMERICAN HONORS

Players included below earned All-America status by being named to the first team, second team or third team by major news outlets or award organizations. Honorees who were named to freshman or sophomore teams are also pictured and listed below.



Jessie Wilson, HB
• 1934



Vaughn Lloyd,
• 1939



Lonnie Dennis, OL
• 1959



Eldon Fortie, QB •
1961, '62




Phil Odle, WR • 1967



Gordon Gravelle, OL
• 1971



Pete Van Valkenburg,
RB • 1972



Jay Miller, WR • 1973



Wayne Baker, DL
• 1974



Orrin Olsen, OL • 1975



Brad Oates, OL • 1975



Gifford Nielsen, QB
• 1976



Marc Wilson, QB •
1978, '79




Jason Coloma, DB
• 1978



Rod Wood, RB • 1978



Tom Bell, OG • 1979



Jim McMahon, QB •
1980, '81



Nick Eyre, OT •
1980



Clay Brown, TE
• 1980



Bart Oates, OL • 1982



Gordon Hudson, TE •
1982, '83



Steve Young, QB •
1983



David Mills, TE • 1984



Kyle Morrell, DB •
1984



Leon White, LB • 1984



Robbie Bosco, QB •
1984, '85




Trevor Matich, OL
• 1984



Trevor Molini, TE •
1985



Mark Bellini, WR •
1985



Jason Buck, DL •
1985, '86



Shawn Knight, DT
• 1986




Pat Thompson, P
• 1988



Chris Smith, TE •
1989, '90



Bob Davis, LB • 1989



Mo Elewonibi, OG
• 1989



BYU ALL-AMERICAN HONORS



Ty Detmer, QB •
1990, '91



Randy Brock, DT •
1991, 92, 93



Eric Drage, WR •
1992, 93



Derwin Gray, DB •
1992




Shad Hansen, LB
• 1992



Evan Pilgrim, OG •
1992, 94



Byron Rex, TE • 1992



John Walsh, QB •
1993



Todd Herget, LB •
1993



Alan Boardman, P
• 1993



Mike Empey, OL •
1993



Jarrell Willis, RB • 1993



John Raass, DT •
1995



Stan Raass, LB • 1995



Itala Mili, TE • 1996



Steve Sarkisian, QB
• 1996



John Tait, OL • 1996



Jaron Dabney, RB
• 1997



Dustin Johnson, TE
• 1997



Rob Morris, LB •
1998, 99



Luke Staley, RB • 1999,
2001



Ryan Denney, DE
• 2001



Daniel Coats, TE •
2003



Austin Colie, WR •
2004, '08



Matt Payne, K •
2004



Dallas Reynolds, OL •
2005, '08



Johnny Harline, TE • 2006



John Beck, QB • 2006



Jake Kuresa, OL •
2006



Jan Jorgensen, DL
• 2006



Harvey Unga, RB
• 2007



Rey Feinga, OL • 2007



Dennis Pitta, TE •
2008, '09



Matt Reynolds, OL •
2008, '09



Braden Hansen, OL
• 2009



Riley Stephenson, P
• 2012



Kyle Van Noy, LB •
2012, '13



Tejan Koroma, OL
• 2014

BYU'S CONSENSUS ALL-AMERICANS

A "consensus All-American" is a player who is listed as a first team All-American by at least half of the recognized lists.

Marc Wilson	QB	1979	Mo Elewonibi	OL	1989
Nick Eyre	OL	1980	Chris Smith	TE	1990
Jim McMahon	QB	1981	Ty Detmer	QB	1990
Gordon Hudson	TE	1982	Ty Detmer	QB	1991
Gordon Hudson	TE	1983	Luke Staley	RB	2001
Steve Young	QB	1983	Dennis Pitta	TE	2009
Jason Buck	DL	1986			



BYU ALL-AMERICAN HONORS

YEAR	NAME	LEVEL/ORGANIZATION
1934	Wilson, Jessie	All-America
1939	Vaughn, Lloyd	Third Team AP
1959	Dennis, Lonnie	Third Team Williamson
1961,62	Fortie, Eldon	First Team NEA (61), Second Team UPI, AP, Williamson, Football News, Third Team AFCA
1967	Odle, Phil	First Team Dell Sports
1971	Gravelle, Gordon	Second Team AP, UPI, Universal Sports
1972	Van Valkenburg, Pete	Second Team Universal Sports, Third Team AP
1973	Miller, Jay	First Team Universal Sports
1974	Baker, Wayne	Second Team NEA
1975	Olsen, Orrin	All-America Bowl
1975	Oates, Brad	Second Team AP
1976	Nielsen, Gifford	First Team Football Writers of America, Second Team UPI, AP
1978,79	Wilson, Marc	Churchmen's (78), Consensus (79), AFCA, FWAA, UPI, AP, Walter Camp, Churchmen's (79)
1978	Coloma, Jason	Third Team AP
1978	Wood, Rod	Churchmen's
1979	Bell, Tom	Churchmen's
1980,81	McMahon, Jim	First Team Kodak, College and Pro Football Weekly, Second Team AP, UPI (80), Consensus (81)
1980	Eyre, Nick	Consensus, First Team AFCA, AFWAA, Second Team UPI, Third Team AP
1980	Brown, Clay	Second Team UPI, Third Team AP
1982	Oates, Bart	Second Team
1982,83	Hudson, Gordon	Consensus (82,83)
1983	Young, Steve	Consensus
1984	Mills, David	First Team Athlon
1984	Morrell, Kyle	First Team AP, Second Team Sporting News
1984	White, Leon	Second Team Sporting News
1984,85	Bosco, Robbie	Second Team UPI, Third Team FB News, Sporting News, AP (84), Second Team Football News (85)
1984	Matich, Trevor	Third Team AP
1985	Molini, Trevor	Third Team Football News
1985	Bellini, Mark	Second Team UPI, Third Team AP
1985,86	Buck, Jason	Third Team AP (85), Consensus (86)
1986	Knight, Shawn	Third Team AP
1988	Thompson, Pat	First Team Kodak, FWAA, Scripps-Howard, Second Team AP, UPI
1989,90	Smith, Chris	Consensus (90), First Team Sporting News (89), Third Team AP (89)
1989	Davis, Bob	Third Team Football News, AP
1989	Elewonibi, Mo	Consensus
1990,91	Detmer, Ty	Consensus (90, 91)
1991,92,93	Brock, Randy	First Team Freshman FB News (91), First Team Soph. FB News (92), Almost FB News (93)
1992,93	Drage, Eric	Almost Football News (92,93)
1992	Gray, Detwin	Almost Football News (92)
1992	Hansen, Shad	Third Team Football News
1992,94	Pilgrim, Evan	Second Team Sophomore Football News (92), Second Team AP (94)
1992	Rex, Byron	Second Team UPI, Almost Football News
1993	Walsh, John	First Team Sophomore Football News, Almost Football News
1993	Herget, Todd	Almost Football News
1993	Boardman, Alan	Freshman Football News, Almost Football News
1993	Empey, Mike	Almost Football News
1993	Willis, Jamal	Almost Football News
1995	Raass, John	First Team Successful Farming Magazine
1995	Raass, Stan	First Team Successful Farming Magazine
1996	Mili, Itula	First Team AFCA
1996	Sarkisian, Steve	Second Team Football News
1996	Tait, John	Freshman - The Sporting News
1997	Dabney, Jaron	Second Team Freshman The Sporting News
1997	Johnson, Dustin	Successful Farming Magazine
1998,99	Morris, Rob	First Team FB News (98), Second Team Sporting News, AFCA, Third Team FB News (99)
1999,01	Staley, Luke	Third Team Freshman Sporting News (99), Consensus (01)
2001	Denney, Ryan	Fourth Team Sporting News
2003	Coats, Daniel	Freshman - The Sporting News
2004,08	Collie, Austin	2nd Team Frosh. Sporting News (04), 2nd Team Rivals, SI.com, AP, Sporting News, CBSSports.com (08)
2004	Payne, Matt	First Team NCAA, AFCA, Sporting News, Second Team AP
2005,08	Reynolds, Dallas	Second Team Rivals.com Fresh., Third Team Sporting News Fresh. (05) Third Team (08)
2006	Harline, Johnny	First Team Sporting News, CBSSports, FB News, SI.com, ESPN, Third Team AP
2006	Beck, John	Pro Football Weekly, College Football News, Second Team Sporting News
2006	Kuresa, Jake	Second Team College Football News
2006	Jorgensen, Jan	Third Team Freshman Sporting News
2007	Unga, Harvey	Second Team Freshman Rivals.com, Scout.com Freshman, Second Team Freshman The Sporting News
2007	Feinga, Rey	Second Team SI.com
2008,09	Pitta, Dennis	Third Team Rivals.com (08); Consensus (09), Walter Camp First Team (09), AFCA First Team (09), Pro Football Weekly First Team (09), AP Second Team (09), SI.com Second Team (09) CBS Sports Second Team (09), Sporting News Second Team (09), Phil Steele Third Team (09), College Football News honorable mention (08,09), SI.com honorable mention (08)
2008,09	Reynolds, Matt	Freshman FWAA First Team, Rivals.com, CFB News, Sporting News, First Team CFB News Sophomore
2009	Hansen, Braden	First Team FWAA Freshman, First Team Phil Steele Freshman
2012	Stephenson, Riley	AP Second Team, SI.com Second Team, CBSSports.com Second Team, Phil Steele Third Team, College Sports Madness Third Team
2012,13	Van Noy, Kyle	AP Third Team (12), CBSSports.com Second Team (12), Phil Steele Third Team (12,13), College Sports Madness Third Team (12), Walter Camp Second Team (13), Athlon Sports Third Team(13), CBSSports.com Third Team (13), Lindy's Sports Third Team (13), SI.com Honorable Mention (12,13)
2014	Koroma, Tejan	FWAA Freshman, Phil Steele Freshman, 247Sports True-Freshman, ESPN True-Freshman, Sporting News True Freshman

BYU ACADEMIC ALL-AMERICANS HONORS

With 30 different Academic All-Americans, BYU's reputation as a nationally renowned academic institution continues to grow. Since 1965, BYU's 30 Academic All-Americans have earned 36 Academic All-American citations.

VIRGIL CARTER	1965	CHUCK CUTLER	1987	BEN CAHOON	1997
CASEY BOYETTE	1966	CHUCK CUTLER	1988	JARED LEE	2000
VIRGIL CARTER	1966	TIM CLARK	1988	RYAN DENNEY	2001
PAUL EHRLMANN	1966	FRED WHITTINGHAM	1989	NATHAN MEIKLE	2005
DAN TAYLOR	1972	ANDY BOYCE	1990	DAVID OSWALD	2008
DAN TAYLOR	1973	BRAD CLARK	1992	KELLEN FOWLER	2008
STEVE STRATTON	1973	BRUCE JENNE	1992	MATT BAUMAN	2008
STEVE MILLER	1976	ERIC DRAGE	1992	SCOTT JOHNSON	2009
SCOTT PHILLIPS	1980	ERIC DRAGE	1993	MATT BAUMAN	2009
DAN PLATER	1981	CORY COOK	1994	BRYAN KARIYA	2010
STEVE YOUNG	1983	ALAN BOARDMAN	1994		
MARV ALLEN	1984	ALAN BOARDMAN	1996		
TY MATTINGLY	1986	CHAD LEWIS	1996		



Virgil Carter, QB • '65 & '66



Casey Boyette, WR • 1966



Paul Ehrmann, OG



Dan Taylor, TB • '72 & '73



Steve Stratton, FB • 1973



Steve Miller, OG • 1976



Scott Phillips, TB • 1980



Dan Plater, WR • 1981



Steve Young, QB • 1983



Marv Allen, LB • 1984



Ty Mattingly, DE • 1986



Chuck Cutler, WR • '87 & '88



Tim Clark, NT • 1988



Fred Whittingham, FB • 1989



Eric Drage, WR • '92 & '93



Andy Boyce, WR • 1990



Brad Clark, DB • 1992



Bruce Jenne, DS • 1992



Cory Cook, DB • 1994



Alan Boardman, P • '94 & '96



Chad Lewis, TE • 1996



Ben Cahoon, WR • 1997



Jared Lee, S • 2000



Ryan Denney, DE • 2001



Nathan Meikle, WR • 2005



David Oswald, OL • 2008



Kellen Fowler, DB • 2008



Matt Bauman, LB • '08 & '09



Scott Johnson, DB • 2009



Bryan Kariya, RB • 2010



BYU FIRST TEAM ALL-CONFERENCE SELECTIONS

--Since joining the WAC n 1962--

1962

Roger DuPaix, guard
Eldon Fortie, halfback

1965

Phil Odle, wide receiver
Virgil Carter, quarterback
John Ogden, fullback

1966

Phil Odle, wide receiver
Grant Wilson, guard
Virgil Carter, quarterback

John Ogden, fullback
Curg Belcher, linebacker
Bobby Roberts, safety

1967

Phil Odle, wide receiver
Max Newberry, tackle
Bobby Roberts, safety
Craig Bozich, linebacker

1969

Mel Olson, center
Jeff Slipp, def. back
Chris Farasopoulos, def. back

1970

Ken Serck, tackle
Gerald Meyer, def. back
Chris Farasopoulos, def. back

1971

Gordon Gravelle, off. guard
Joe Liljenquist, def. end
Jeff Lyman, linebacker
Dan Hansen, safety
Golden Richards, returner

1972

Paul Howard, off. guard
P. Van Valkenburg, run. back
Paul Linford, def. tackle Ron Tree, line-
backer

Dave Atkinson, def. back
Dan Hansen, safety

1973

Jay Miller, wide receiver
Paul Linford, def. tackle

1974

Brad Oates, off. tackle
Lloyd Fairbanks, off. guard
Orrin Olsen, center
Gary Sheide, quarterback
Keith Rivera, def. end
Paul Linford, def. tackle
Larry Carr, linebacker

1975

Brad Oates, off. tackle
Jeff Blanc, running back
Sid Smith, linebacker
Gary Shaw, def. back
Dana Wilgar, def. back

1976

Brian Billick, tight end
Dave Hubbard, off. line
Gifford Nielsen, quarterback

Jeff Blanc, running back
Mekeli Ileremia, def. end
Bill Rice, def. line
Rod Wood, linebacker
Blake Murdock, linebacker
Dana Wilgar, def. back

1977

Mike Chronister, receiver
Keith Uperesa, off. tackle
Lance Reynolds, off. tackle
Todd Christensen, fullback
Mekeli Ileremia, def. end
Mark Bernsten, linebacker
Jason Coloma, def. back

1978

Mike Chronister, receiver
Tom Bell, off. line
Al Gaspard, off. line
Jim McMahon, quarterback
Mat Mendenhall, def. line
Ross Varner, def. line
Larry Miller, linebacker
Jason Coloma, def. back

1979

Lloyd Jones, wide receiver
Clay Brown, tight end
Tom Bell, off. line
Nick Eyre, off. line
Danny Hansen, off. line
Scott Nielson, off. guard
Marc Wilson, quarterback
Homer Jones, running b
Glen Titensor, def. end
Glen Redd, linebacker
Gary Kama, linebacker
John Neal, def. back
Bill Schoepflin, def. back

1980

Jim McMahon, quarterback
Lloyd Jones, wide receiver
Clay Brown, tight end
Nick Eyre, off. tackle
Calvin Close, off. guard
Glen Titensor, def. line
Brad Anae, def. end
Glen Redd, linebacker
Bill Schoepflin, def. back
Mark Brady, def. back
Clay Brown, punter

1981

Jim McMahon, quarterback
Dan Plater, wide receiver
Calvin Close, off. guard
Brad Anae, def. end
Kyle Whittingham, linebacker

1982

Steve Young, quarterback
Gordon Hudson, tight end
Bart Oates, center
Lloyd Eldredge, off. guard
Vince Stroth, off. tackle
Chuck Ehin, nose guard
Mike Morgan, def. tackle

Todd Shell, linebacker
Tom Holmoe, def. back
Mike Mees, punter

1983

Steve Young, quarterback
Gordon Hudson, tight end
Todd Shell, linebacker
Casey Tiumalu, run. back
Rex Burningham, off. tackle
Brandon Flint, def. end
Jon Young, def. back

1984

Robbie Bosco, quarterback
Glen Kozlowski, receiver
David Mills, tight end
Marv Allen, linebacker
Trevor Matich, center
Craig Garrick, off. guard
Kyle Morrell, def. back
Jim Herrmann, def. end

1985

Jason Buck, def. tackle
Mark Bellini, wide receiver
Trevor Molini, tight end
Kurt Gouveia, linebacker
Lakei Heimuli, fullback
Leon White, linebacker
Dave Wright, off. tackle

1986

Jason Buck, def. tackle
Shawn Knight, def. tackle
Lakei Heimuli, running back
Mark Bellini, wide receiver
Rodney Thomas, def. back

1987

John Borgia, off. guard
Leonard Chitty, kicker
David Futrell, nose guard
Troy Long, def. back
Thor Salanoa, linebacker

1988

Chuck Cutler, wide receiver
Bob Davis, linebacker
Rodney Rice, def. back
Pat Thompson, punter
Brian White, off. tackle

1989

Eric Bergeson, def. back
Bob Davis, linebacker
Ty Detmer, quarterback
Mo Elewonibi, off. guard
Chris Smith, tight end



BYU FIRST TEAM ALL-CONFERENCE SELECTIONS

1990

Matt Bellini, halfback
 Andy Boyce, wide receiver
 Ty Detmer, quarterback
 Alema Fitsemanu, LB
 Neal Fort, off. tackle
 Earl Kauffman, punter
 Rich Kaufusi, def. tackle
 Brian Mitchell, def. back
 Chris Smith, tight end
 Robert Stephens, center

1991

Rocky Biegel, linebacker
 Ty Detmer, quarterback
 Bryan May, off. guard
 Byron Rex, tight end

1992

Scott Brumfield, off. line
 Lenny Gomes, off. line
 Eric Drage, wide receiver
 Derwin Gray, def. back
 Shad Hansen, linebacker
 Garry Pay, center
 Byron Rex, tight end

1993

Todd Herget, linebacker
 Eric Drage, wide receiver
 Mike Empey, off. line

1994

Randy Brock, def. end
 Evan Pilgrim, off. guard
 Jamal Willis, halfback

1995

Chad Lewis, tight end
 Larry Moore, off. line
 John Raass, def. line
 Shay Muirbrook, linebacker
 Stan Raass, linebacker
 James Dye, returner

1996

Itula Mili, tight end
 Chad Lewis, tight end
 Larry Moore, off. line
 Steve Sarkisian, quarterback
 Henry Bloomfield, def. line
 Shay Muirbrook, linebacker
 Tim McTyer, def. back
 Omarr Morgan, def. back
 James Dye, rtn specialist

1997

Omarr Morgan, def. back
 John Tait, off. line

1998

John Tait, off. line
 Rob Morris, linebacker
 Brian Gray, cornerback
 Daren Yancey, def. line

1999

Kevin Feterik, quarterback
 Byron Frisch, def. end
 Brian Gray, def. back
 Margin Hooks, wide receiver

Matt Johnson, off. line
 Rob Morris, linebacker

2000

Owen Pochman, kicker
 Setema Gali, def. end
 Justin Ena, linebacker
 Aaron Edmunds, punter

2001

Luke Staley, running back
 Brandon Doman, quarterback
 Reno Mahe, wide receiver
 Doug Jolley, tight end
 Jason Scukanec, center
 Ryan Denney, def. end
 Jernaro Gilford, def. back
 Justin Ena, linebacker

2002

Dustin Rykert, off. line
 Brady Poppinga, def. line
 Matt Payne, punter

2003

Aaron Francisco, safety
 Brady Poppinga, def. line
 Matt Payne, punter

2004

Todd Watkins, wide receiver
 Aaron Francisco, safety
 Brady Poppinga, def. line
 Matt Payne, punter

2005

John Beck, quarterback
 Curtis Brown, running back
 Jonny Harline, tight end

2006

John Beck, quarterback
 Curtis Brown, running back
 Jonny Harline, tight end
 Jake Kuresa, off. line
 Cameron Jensen, linebacker

2007

Max Hall, quarterback
 Dennis Pitta, tight end
 Ray Feinga, off. line
 Dallas Reynolds, off. line
 Jan Jorgensen, def. line
 Bryan Kehl, linebacker

2008

Austin Collie, wide receiver
 Dennis Pitta*, tight end
 Ray Feinga, off. line
 Dallas Reynolds, off. line
 Jan Jorgensen, def. line

2009

Dennis Pitta, tight end
 Harvey Unga, running back
 Matt Reynolds, off. line
 Jan Jorgensen, def. line

2010

Matt Reynolds, off. line
 Andrew Rich, def. back
 Vic So'oto, def. line

2011*

Riley Nelson, quarterback
 Cody Hoffman, wide receiver
 Braden Hansen, off. line
 Matt Reynolds, off. line
 Kyle Van Noy, linebacker
 Travis Uale, def. back
 Corby Eason, def. back

2012*

Cody Hoffman, wide receiver
 Braden Brown, off. line
 Ezekiel Ansah, def. line
 Kyle Van Noy, linebacker
 Riley Stephenson, punter
 JD Falslev, kick returner

2013*

Jamaal Williams, running back
 Michael Yeck, offensive line
 Eathyn Manumaleuna, def. line
 Uani 'Unga, linebacker
 Kyle Van Noy, linebacker
 Daniel Sorensen, def. back
 Adam Hine, kick returner

2014*

Mitch Mathews, wide receiver
 Jordan Leslie, wide receiver
 Tejan Koroma, offensive line
 De'Ondre Wesley, offensive line
 Bronson Kaufusi, defensive line
 Robertson Daniel, defensive back
 Skye PoVey, defensive back
 Trevor Samson, kicker
 Scott Arellano, punter
 Adam Hine, kick returner

2015*

Tanner Mangum, quarterback
 Algernon Brown, running back
 Mitch Mathews, wide receiver
 Tejan Koroma, offensive line
 Bronson Kaufusi, defensive line
 Fred Warner, linebacker
 Kai Nacua, defensive back
 Michael Wadsworth, defensive back
 Jonny Linehan, punter

*All-Independent selections





BYU'S CONFERENCE HISTORY

INDEPENDENT (2011- PRESENT)

On Aug. 31, 2010, BYU announced its football program will compete in the NCAA Football Bowl Subdivision as an independent beginning with the 2011 season. Since the university instituted a football program in 1922, BYU had been a member of five different conferences, including the Rocky Mountain (1922-37), Mountain States/Skyline (1938-61), Western Athletic (1962-98) and Mountain West (1999-2010). The Cougars claimed their first conference championship in program history in 1965, going 4-2 in the WAC under head coach Tom Hudspeth and have won 23 conference championships in their history. BYU won its next title, the first of 19 under legendary coach LaVell Edwards, in 1974. During its time in the MWC, the Cougars won four championships, including back-to-back undefeated conference seasons in 2006 and 2007.

MOUNTAIN WEST (1999-10)

- For the third time in program history, BYU chartered the creation of a new conference, this time joined by New Mexico, Utah, Air Force, Colorado St., San Diego State, UNLV and Wyoming. TCU joined in 2005.
- BYU football posted a 64-26 (.711) conference record in its 12 years in the conference.
- The Cougars' four MWC titles, 64 wins and 54 All-MWC First Team selections equal or surpass any MWC team since the league's inception.
- BYU won four MWC titles, including back-to-back championships in 2006-07. In three of its championship seasons, BYU went undefeated in conference play.

WESTERN ATHLETIC (1962-98)

- BYU was a charter member of the conference along with Arizona, Arizona State, New Mexico, Utah and Wyoming.
- The WAC eventually expanded to as many as 16 schools in 1996.
- BYU football posted a 187-69-2 (.729) conference record in its 37 years in the conference.
- While in the WAC, the Cougars won the 1984 National Championship, finishing 13-0.
- BYU won a total of 19 titles while in the WAC, including its first-ever football championship in 1965 and 10-straight from 1976-85.
- BYU's 19 WAC titles, 187 conference wins and 199 All-WAC First Team selections are all still the most by far of any WAC team

MOUNTAIN STATES/SKYLINE (1938-61)

- BYU was a charter member of the conference, leaving with Colorado, Colorado State, Denver, Utah, Utah State and Wyoming when the RMFAC was deemed too large. Montana and New Mexico joined in 1951.
- After Colorado left in 1947, the conference became popularly known as the Skyline Conference.
- Football posted a 41-75-12 (.367) conference record in its 24 years in the conference.
- The conference dissolved in early 1962 after BYU, Utah, Wyoming and New Mexico left to form the WAC.

ROCKY MOUNTAIN FACULTY ATHLETIC (1922-37)

- BYU joined the RMFAC in 1918 with football participation beginning four years later.
- BYU football posted a 46-52-4 (.471) conference record in its 16 years in the conference.
- When BYU joined, other RMFAC schools included Colorado, Colorado A&M (now Colorado State), Colorado College, Colorado School of Mines, Denver, Utah, Utah State and Montana State. Wyoming, Western St. and Colorado Teacher's College (now Northern Colorado) joined two years later.
- Known today as the Rocky Mountain Athletic Conference (RMAC), it is now a Division II conference with 14 members.



BYU PLAYERS CURRENTLY IN THE NFL



BYU currently has 14 players under NFL contract. Bronson Kaufusi was the latest Cougar drafted, going in the third round to the Baltimore Ravens and joining former All-American tight end Dennis Pitta. Pitta is expected to return to action for the Ravens after two hip injuries. He has 138 career receptions, 1,369 yards and 11 touchdowns and is entering his 7th season in the NFL. John Denney is the longest tenured BYU player in the NFL, entering his 12 NFL season as the long-snapper for the Miami Dolphins. Former defensive end Ezekiel Ansah is one of the most notable current NFL Cougars. Ansah was drafted No. 5 overall in 2013 by the Detroit Lions and was named to the Pro Bowl in 2015. He led the NFC with 14.5 sacks in 2015 and has totaled 30 for his career, already the eighth-most in Lions franchise history.

ARIZONA CARDINALS

Alani Fua

ATLANTA FALCONS

Jordan Leslie

BALTIMORE RAVENS

Dennis Pitta

De'Andre Wesley

Bronson Kaufusi

CHICAGO BEARS

Paul Lasike

DETROIT LIONS

Ezekiel Ansah

Kyle Van Noy

GREEN BAY PACKERS

Robertson Daniel

Manoa Pikula

KANSAS CITY CHIEFS

Daniel Sorensen

Mitch Mathews

MIAMI DOPLHINS

John Denney

NEW ORLEANS SAINTS

Ryker Mathews





COUGARS AND THE NFL



Tom Holmoe



Trevor Matich



Ezekiel Ansah



Dennis Pitta

BYU has had 141 players drafted by the NFL and another 169 get NFL opportunities as free agents. BYU has had 11 first round picks, the most recent being Ghana native Ezekiel Ansah, who was drafted No. 5 overall to the Detroit Lions in 2013. BYU's most recent draft pick was Bronson Kaufusi, going in the third round to the Baltimore Ravens in the 2016 NFL Draft.

The average player coming from BYU spends nearly four and a half years in the NFL, about one year longer than the average NFL career.

Punter Lee Johnson had the longest NFL career, spanning 18 seasons and six teams. He was a fifth-round draft pick by the Houston Oilers (1985-87). He went on to play for the Cleveland Browns (1987-1988), Cincinnati Bengals (1988-1998), New England Patriots (1999-2001), Minnesota Vikings (2001) and Philadelphia Eagles (2002). At the time of his retirement, his 51,979 punting yards were the third most in NFL history.

Forty players from BYU have played in the Super Bowl, bringing home 39 total championship rings. Former defensive back and current, athletic director Tom Holmoe has the most with four rings, including three as a player and one as a coach, all with the 49ers. From 1980-1992 the Cougars had at least one representative in the Super Bowl each year.


John Denney is the longest tenured active BYU player in the NFL, heading into his 12th season with the Miami Dolphins. He was a free agent signee.

Several of BYU's coaches spent time in the NFL. Ty Detmer spent 14 years in the NFL while Reno Mahe spent five seasons as a return specialist with the Philadelphia Eagles. Kalani Sitake, Mike Empey, Steve Kaufusi and Jernaro Gilford spent time with NFL teams. Ben Cahoon played 13 years in the Canadian Football League and is the all-time receptions leader and a member of the CFL Hall of Fame. His jersey will be retired by Montreal this year.

Steve Young is arguably BYU's best known NFL player, spending 15 seasons in the league, 13 with the 49ers. Young won Super Bowl XXIX 49-26 over the Chargers with a Super Bowl record six touchdown passes, winning the game's MVP award. He was also the league's MVP in 1992 and 1994. In '94, he set an NFL-record 112.8 passer rating. He was inducted into the NFL Hall of Fame in 2005.



Lee Johnson



Brett Keisel



Steve Young



Kyle Van Noy



SUPER BOWL COUGARS

Forty different BYU players have played in the Super Bowl, including current athletic director Tom Holmoe and quarterback Steve Young who each won three rings playing for the San Francisco 49ers. Holmoe won an additional ring as a coach with 49ers after his playing career was over. Offensive lineman Bart Oates also has three Super Bowl rings, winning two with the New York Giants and one with the 49ers. He won an additional ring as a coach with 49ers after his playing career was over. Quarterback Jim McMahon led the Chicago Bears to a Super Bowl XX victory in 1986 and then won a second ring with the Green Bay Packers in 1997 at Super Bowl XXXI. Defensive linemen Brett Keisel and Chris Hoke both have a pair of rings while playing together for the Pittsburgh Steelers. The most recent former Cougar to win a Super Bowl is tight end Dennis Pitta in 2013 with the Ravens. Pitta had four catches for 26 yards including a 1-yard touchdown reception in the Super Bowl XLVII win over the 49ers.



COUGARS IN THE SUPER BOWL

SB	YEAR	PLAYER	POS	TEAM	W/L	SCORE	SB	YEAR	PLAYER	POS	TEAM	W/L	SCORE
IX	1975	Gordon Gravelle	T	Pittsburgh	W	16-6	XXIX	1995	Tim Hanshaw	G	San Francisco	W	49-26
X	1976	Gordon Gravelle	T	Pittsburgh	W	21-17	XXIX	1995	Tom Holmoe	Coach	San Francisco	W	49-26
X	1976	Golden Richards	KR	Dallas	L	21-17	XXXI	1997	Mike Holmgren	Coach	Green Bay	W	35-21
XII	1978	Golden Richards	WR	Dallas	W	27-10	XXXI	1997	Jim McMahon	QB	Green Bay	W	35-21
XII	1978	Paul Howard	G	Denver	L	27-10	XXXI	1997	Andy Reid	Coach	Green Bay	W	35-21
XIV	1980	Gordon Gravelle	T	L.A. Rams	L	31-19	XXXII	1998	Mike Holmgren	Coach	Green Bay	L	31-24
XV	1981	Todd Christensen	TE	Oakl. Raiders	W	27-10	XXXII	1998	Andy Reid	Coach	Green Bay	L	31-24
XV	1981	Marc Wilson	QB	Oakl. Raiders	W	27-10	XXXIII	1999	Travis Hall	DE	Atlanta	L	34-19
XVI	1982	Bill Ring	RB	San Francisco	W	26-21	XXXV	2001	Brian Billick	Coach	Baltimore	W	34-7
XVII	1983	Matt Mendenhall	DE	Washington	W	27-17	XXXVI	2002	Setema Gali	DE	New England	W	20-17
XVIII	1984	Todd Christensen	TE	L.A. Raiders	W	38-9	XXXVII	2003	Doug Jolley	TE	Oakland	L	48-21
XVIII	1984	Marc Wilson	QB	L.A. Raiders	W	38-9	XXXIX	2005	Reno Mahe	RB	Philadelphia	L	24-21
XIX	1985	Tom Holmoe	DB	San Francisco	W	38-16	XXXIX	2005	Chad Lewis	TE	Philadelphia	L	24-21
XIX	1985	Bill Ring	RB	San Francisco	W	38-16	XXXIX	2005	Ifo Pili	DL	Philadelphia	L	24-21
XIX	1985	Todd Shell	LB	San Francisco	W	38-16	XXXIX	2005	Andy Reid	Coach	Philadelphia	L	24-21
XX	1986	Jim McMahon	QB	Chicago	W	46-10	XL	2006	Brett Keisel	DE	Pittsburgh	W	21-10
XXI	1987	Bart Oates	C	NY Giants	W	39-20	XL	2006	Chris Hoke	DL	Pittsburgh	W	21-10
XXII	1988	Kurt Gouveia	LB	Washington	W	42-10	XL	2006	Shaun Nua	DE	Pittsburgh	W	21-10
XXIII	1989	Jason Buck	DE	Cincinnati	L	20-16	XL	2006	Mike Holmgren	Coach	Seattle	L	21-10
XXIII	1989	Lee Johnson	P	Cincinnati	L	20-16	XL	2006	Itula Mili	TE	Seattle	L	21-10
XXIII	1989	Leon White	LB	Cincinnati	L	20-16	XLI	2007	Rob Morris	LB	Indianapolis	W	29-17
XXIII	1989	Tom Holmoe	DB	San Francisco	W	20-16	XLI	2007	John Tait	OL	Chicago	L	29-17
XXIII	1989	Steve Young	QB	San Francisco	W	20-16	XLI	2007	Gabe Reid	TE	Chicago	L	29-17
XXIII	1989	Todd Shell	DB	San Francisco	W	20-16	XLIII	2009	Aaron Francisco	DB	Arizona	L	27-23
XXIV	1990	Steve Young	QB	San Francisco	W	55-10	XLIII	2009	Kelly Poppinga	LB	Arizona	L	27-23
XXIV	1990	Tom Holmoe	DB	San Francisco	W	55-10	XLIII	2009	Chris Hoke	DL	Pittsburgh	W	27-23
XXV	1991	Bart Oates	C	N.Y. Giants	W	20-19	XLIII	2009	Brett Keisel	DE	Pittsburgh	W	27-23
XXVI	1992	Jason Buck	DE	Washington	W	37-24	XLIV	2010	Aaron Francisco	DB	Indianapolis	L	31-17
XXVI	1992	Kurt Gouveia	LB	Washington	W	37-24	XLIV	2010	Austin Collie	WR	Indianapolis	L	31-17
XXIX	1995	Steve Young	QB	San Francisco	W	49-26	XLV	2011	Chris Hoke	DL	Pittsburgh	L	31-25
XXIX	1995	Bart Oates	C	San Francisco	W	49-26	XLV	2011	Brett Keisel	DE	Pittsburgh	L	31-25
XXIX	1995	Jamal Willis	RB	San Francisco	W	49-26	XLVII	2013	Dennis Pitta	TE	Baltimore	W	34-21



NFL DRAFT

PLAYER	YEAR	RND.	TEAM	PLAYER	YEAR	RND.	TEAM
Bronson Kaufusi	2016	3	Baltimore Ravens	Steve Kaufusi, DL	1988	12	Philadelphia Eagles
Quinn Lawlor, OL	2015	6	Montreal Alouettes*	Shawn Knight, DT	1987	1/11	New Orleans Saints
Kyle Van Noy, LB	2014	2	Detroit Lions	Jason Buck, DE	1987	1/17	Cincinnati Bengals
Ezekiel Ansah, DE	2013	1/5	Detroit Lions	Mark Bellini, WR	1987	7	Indianapolis Colts
Harvey Unga, RB	2010	7 (s)	Chicago Bears	Lakei Heimuli, RB	1987	9	Chicago Bears
Dennis Pitta, TE	2010	4	Baltimore Ravens	Robbie Bosco, QB	1986	3	Green Bay Packers
Austin Collie, WR	2009	4	Indianapolis Colts	Leon White, LB	1986	5	Cincinnati Bengals
Fui Vakapuna, RB	2009	7	Cincinnati Bengals	Kurt Gouveia, LB	1986	8	Washington Redskins
Bryan Kehl, LB	2008	4	New York Giants	C. Whittingham, LB	1986	9	Cincinnati Bengals
John Beck, QB	2007	2	Miami Dolphins	Vai Sikahema, RB	1986	10	St. Louis Cardinals
Todd Watkins, WR	2006	7	Arizona Cardinals	Glen Kozlowski, WR	1986	11	Chicago Bears
Brady Poppinga, LB	2005	4	Green Bay Packers	Jeff Sprowls, CB	1986	12	San Diego Chargers
Scott Young, OL	2005	5	Philadelphia Eagles	Trevor Matich, C	1985	1/28	New England Patriots
Shaun Nua, DE	2005	7	Pittsburgh Steelers	Robert Anae, G	1985	3	NJ Generals^
Colby Bockwoldt, LB	2004	7	New Orleans Saints	Kyle Morrell, DB	1985	4	Minnesota Vikings
Dustin Rykert, OL	2003	6	Oakland Raiders	Lee Johnson, P/K	1985	5	Houston Oilers
Spencer Nead, TE	2003	7	New England Patriots	Louis Wong, OT	1985	5	St. Louis Cardinals
Doug Jolley, TE	2002	2	Oakland Raiders	Jim Herrmann, DT	1985	7	Dallas Cowboys
Ryan Denney, DE	2002	2	Buffalo Bills	Steve Young, QB	1984	1^, 1(s)	LA Express^/Tampa Bay
Brandon Doman, QB	2002	5	San Francisco 49ers	Todd Shell, LB	1984	1/24	San Francisco 49ers
Luke Staley, RB	2002	7	Detroit Lions	Kirk Pendleton, WR	1984	11	San Francisco 49ers
Brett Keisel, DE	2002	7	Pittsburgh Steelers	Eddie Stinnett, RB	1984	17	Philadelphia Stars^
Owen Pochman, K	2001	7	New England Patriots	Gordon Hudson, TE	1984	8^, 1(s)	LA Express^/Seattle
Tevita Ofahengauge, TE	2001	7	Arizona Cardinals	Greg Peterson, DB	1984		Calgary Stampeders*
Rob Morris, LB	2000	1/28	Indianapolis Colts	Casey Tiumalu, RB	1984	14	LA Express^
Byron Frisch, DL	2000	3	Tennessee Titans	Steve Harper, TE	1984	16	Jacksonville Bulls^
Matt Johnson, OL	2000	5	Indianapolis Colts	Brandon Flint, DT	1984	17	Pittsburgh Maulers^
John Tait, OL	1999	1/14	Kansas City Chiefs	Jon Young, DB	1984	19	Philadelphia Stars^
Daren Yancey, DL	1999	6	Oakland Raiders	Neil Balholm, WR	1983	4	Denver Gold^
Joe Wong, OL	1999	7	Miami Dolphins	Tom Holmoe, DB	1983	4	San Francisco 49ers
Eric Bateman, OL	1998	5	New York Jets	Chuck Ehin, DE	1983	12	San Diego Chargers
Dustin Johnson, FB	1998	6	New York Jets	Bart Oates, C	1983		Philadelphia Stars^
Jason Andersen, OL	1998	7	New England Patriots	Scott Collie, WR	1983		Hamilton Tiger-Cats*
Ben Cahoon, WR	1998	1	Montreal Alouettes*	Jim McMahon, QB	1982	1/5	Chicago Bears
Harland Ah You, DL	1998	3	Calgary Stampeders*	Dan Plater, WR	1982	4	Denver Broncos
Itula Mili, TE	1997	6	Seattle Seahawks	Steve Rogers, OT	1982		Denver Gold^
Mike Ulufale, DL	1996	3	Dallas Cowboys	Brad Anae, DE	1982		Houston Gamblers^
Evan Pilgrim, OL	1995	3	Chicago Bears	K. Whittingham, LB	1982		Portland Storm^
Tim Hanshaw, OL	1995	4	San Francisco 49ers	Clay Brown, TE	1981	2	Denver Broncos
Travis Hall, DL	1995	6	Atlanta Falcons	Glen Titensor, DT	1981	3	Dallas Cowboys
Eli Herring, OL	1995	6	Los Angeles Raiders	Scott Phillips, RB	1981	4	Seattle Seahawks
John Walsh, QB	1995	7	Cincinnati Bengals	Nick Eyre, OT	1981	4	Houston Oilers
Derwin Gray, DB	1993	4	Indianapolis Colts	Glenn Redd, LB	1981	6	New Orleans Saints
Ty Detmer, QB	1992	9	Green Bay Packers	Lloyd Jones, WR	1981	8	New York Jets
Neal Fort, OT	1991	6	Los Angeles Rams	Eric Lane, RB	1981	8	Seattle Seahawks
Brian Mitchell, DB	1991	7	Atlanta Falcons	Marc Wilson, QB	1980	1/15	Oakland Raiders
Andy Katoa, LB	1991	9	San Diego Chargers	Mat Mendenhall, DT	1980	2	Washington Redskins
Chris Smith, TE	1991	11	Cincinnati Bengals	Tod Thompson, TE	1979	10	Pittsburgh Steelers
Todd Herget, LB	1991	7	Edmonton Eskimos*	Larry Miller, LB	1979	8	St. Louis Cardinals
Mo Elewonibi, OL	1990	3	Washington Redskins	T. Christensen, FB	1978	2	Dallas Cowboys
John Hunter, OL	1989	3	Minnesota Vikings	Gifford Nielsen, QB	1978	3	Houston Oilers
Rodney Rice, DB	1989	8	New England Patriots	Mekeli Ieremia, DE	1978	6	Chicago Bears
Warren Wheat, OL	1989	8	Los Angeles Rams	Lance Reynolds, OT	1978	9	Pittsburgh Steelers
Rodney Thomas, DB	1988	5	Miami Dolphins	Dave Hubbard, OT	1977	5	New Orleans Saints
David Futrell, NG	1988	12	New York Giants	Bill Rice, DT	1977	8	New York Giants

NFL DRAFT

PLAYER	YEAR	RND.	TEAM
Brian Billick, TE	1977	11	San Francisco 49ers
Brad Oates, OT	1976	3	St. Louis Cardinals
Stan Varner, DE	1976	6	Atlanta Falcons
Orrin Olsen, C	1976	8	Kansas City Chiefs
Sid Smith, LB	1976	10	Tampa Bay Buccaneers
Gary Shaw, DB	1976	17	Los Angeles Rams
Gary Sheide, QB	1975	3	Cincinnati Bengals
Wayne Baker, DT	1975	3	San Francisco 49ers
Paul Linford, DT	1975	4	Baltimore Colts
Lloyd Fairbanks, OG	1975		Montreal Alouettes*
Dave Atkinson, DB	1974	10	Pittsburgh Steelers
Doug Richards, DB	1974	14	Dallas Cowboys
Golden Richards, WR	1973	2	Dallas Cowboys
Paul Howard, OG	1973	3	Denver Broncos
P. VanValkenburg, FB	1973	3	New Orleans Saints
Dan Hansen, DB	1973	15	Detroit Lions
Gordon Gravelle, OT	1972	2	Pittsburgh Steelers
Jeff Lyman, LB	1972	4	St. Louis Cardinals
C. Farasopoulos, DB	1971	3	New York Jets
Jeff Slipp, DE	1970	14	Denver Broncos
Mike Loper, OT	1969	8	San Francisco 49ers
Phil Odle, WR	1968	5	Detroit Lions
Casey Boyett, E	1968	9	San Francisco 49ers
Max Huber, T	1968	13	Boston Patriots
Dennis Patera, K	1968	17	San Francisco 49ers
Curg Belcher, DB	1967	3	Washington Redskins
Virgil Carter, QB	1967	6	Chicago Bears
Lou Andrus, DE	1967	11	Denver Broncos
Dennis Brewster, T	1966	6	Chicago Bears
Allan Robinson, HB	1964	16	Detroit Lions
Gene Frantz, B	1963	17	Detroit Lions
John Kapele, DE	1960	10	Pittsburgh Steelers
Jay Wenig, G	1957	17	New York Giants
Robert Bills, B	1955	17	New York Giants
Dewey Brundage, E	1954	22	Detroit Lions
Ray Oliverson, B	1952	14	Detroit Lions
Rex Barry, B	1951	14	San Francisco 49ers
Merrill Kimball, T	1949	16	Detroit Lions
Gayland Mills, E	1948	29	Green Bay Packers
Scotty Deeds, B	1947	17	Chicago Cards
Marcel Chatterton, B	1947	28	Boston Yanks
Reeve Nilsen, C	1947	16	Detroit Lions
Rich. Chatterton, B	1946	14	Chicago Bears
Dean Chipman, B	1942	14	Washington Redskins
Gar. Chamberlain, T	1942	17	Pittsburgh Steelers
Merrill Waters, E	1939	19	Detroit Lions
J. Stringham, B	1938	9	Brooklyn Dodgers

Ezekiel "Ziggy" Ansah tied Jim McMahon as BYU's highest draft pick in history, going at No. 5 to the Detroit Lions in the 2013 NFL Draft.



BYU'S NFL DRAFT FACTS

- The Cougars have had 11 different players drafted in the first round of the NFL Draft, and one player selected in the first round of the USFL Draft (Steve Young).
- Three members of the BYU staff were drafted including Ty Detmer, Steve Kaufusi and Tevita Ofahengaue. Several others had NFL opportunities as free agents including Kalani Sitake, Reno Mahe, Jernaro Gilford and Mike Empey. Ben Cahoon was also a long-time veteran of the CFL and will have his jersey retired in Montreal this year.
- Ezekiel "Ziggy" Ansah was drafted 5th overall by the Detroit Lions in 2013 NFL Draft, tying Jim McMahon for the highest NFL Draft pick out of BYU in the regular NFL Draft. Ansah, who went on to lead all NFL rookies in sacks in 2013, is the highest defensive pick for the Cougars. The highest all-time pick is Steve Young, who was picked first overall in the special 1984 NFL Supplemental Draft of USFL and CFL players.
- In 2016, Bronson Kaufusi became the latest Cougar drafted into the NFL, getting picked in the third round with the 70th overall pick by the Baltimore Ravens.
- Dennis Pitta became the 10th BYU tight end picked in the NFL Draft and the fourth since 2001. The consensus All-American was the 16th pick in the fourth round of the 2010 draft, 114th overall by the Baltimore Ravens. Pitta was the first Cougar to be selected by the Ravens.
- Defensive line coach Steve Kaufusi was drafted in 1988 by the Philadelphia Eagles. Additionally, three BYU athletic department administrators were also selected in the NFL Draft, including Robbie Bosco (1986, Green Bay Packers), Lee Johnson (1985, Houston Oilers) and Tom Holmoe (1983, San Francisco 49ers).
- Over the past 30 professional drafts, 67 players have been drafted, including 37 offensive players, 29 defensive players and one special teams player from BYU.
- BYU's receiver Austin Collie was drafted by the Indianapolis Colts in the fourth round of the 2009 NFL Draft. A 6-foot-2, 206-pound wide receiver, Collie was the 27th pick of the fourth round and the 127th overall selection. In his rookie year, Collie was named to the All-Rookie team, catching 60 receptions for 676 yards and seven touchdowns including 6 catches for 66 yards in Super Bowl XLIV.



YEAY-BY-YEAR RESULTS

BYU has a record of 546-398-26 (.576). The Cougars have had just 14 head coaches in nearly a century of football as they enter the 91st season of play. (BYU did not play football for three years (1943-45) during World War II.) Since 1972, when LaVell Edwards took the helm of BYU football, the Cougars have had the fifth-most wins of any team in college football to date.

YEAR	RECORD	COACH
1922	1-5	Twitchell
1923	2-5	Twitchell
1924	2-3-1	Twitchell
1925	3-3	Hart
1926	1-5-1	Hart
1927	2-4-1	Hart
1928	3-3-1	Romney
1929	5-3	Romney
1930	5-2-4	Romney
1931	4-4	Romney
1932	8-1	Romney
1933	5-4	Romney
1934	4-5	Romney
1935	4-4	Romney
1936	4-5	Romney
1937	6-3	Kimball
1938	4-3-1	Kimball
1939	5-2-2	Kimball
1940	2-4-2	Kimball
1941	4-3-2	Kimball
1942	2-5	Millet
1946	5-4-1	Kimball
1947	3-7	Kimball
1948	5-6	Kimball
1949	0-11	Atkinson
1950	4-5-1	Atkinson
1951	6-3-1	Atkinson
1952	4-6	Atkinson
1953	2-7-1	Atkinson
1954	1-8	Atkinson
1955	1-9	Atkinson
1956	2-7-1	Kopp
1957	5-3-2	Kopp
1958	6-4	Kopp
1959	3-7	Stevens
1960	3-8	Stevens
1961	2-8	Mitchell
1962	4-6	Mitchell
1963	2-8	Mitchell

1922 Record: 1-5
Rocky Mountain Conference (8th)
Coach: Alvin Twitchell

DATE	OPPONENT	RESULT
10/7	Utah State	L, 41-3
10/14	at Utah	L, 49-0
10/24	Colo. Mines (H)	L, 47-0
11/14	Wyoming	W, 7-0
11/25	at Colo. A&M	L, 33-0
11/30	at Wyoming	L, 13-0

1923 Record: 2-5
Rocky Mountain Conference (T-7th)
Coach: Alvin Twitchell

DATE	OPPONENT	RESULT
9/29	Montana State	W, 16-15
10/13	at Colo. A&M	L, 14-6
10/20	at Colorado	L, 41-0
10/27	Utah	L, 15-0
11/3	Western State	W, 19-0
11/12	at Utah State	L, 40-0
11/29	at Colo. College	L, 31-6

1924 Record: 2-3-1
Rocky Mountain Conference
Coach: Alvin Twitchell

DATE	OPPONENT	RESULT
10/3	at Colo. College	W, 3-0
10/11	at Montana St.	L, 13-0
10/25	at Utah	L, 35-0
11/7	Utah St. (H)	L, 14-0
11/11	at Western St.	W, 26-13
11/15	at Colo. Mines	T, 0-0

1925 Record: 3-3
Rocky Mountain Conference (T-6th)
Coach: C.J. Hart

DATE	OPPONENT	RESULT
10/10	at Colo. A&M	L, 21-0
10/17	Colo. Coll. (H)	W, 7-6
10/24	at Utah State	L, 14-0
10/31	Utah	L, 27-0
11/7	Western State	W, 39-7
11/21	Montana State	W, 16-7

1926 Record: 1-5-1
Rocky Mountain Conference (9th)
Coach: C.J. Hart

DATE	OPPONENT	RESULT
10/2	UC Davis	L, 17-0
10/9	at Colo. Teachers	L, 12-6
10/15	Utah State (H)	T, 0-0
10/23	at Western State	W, 30-0
11/6	at Montana State	L, 27-0
11/13	at Utah	L, 40-7
11/20	Colorado A&M	L, 19-6

1927 Record: 2-4-1
Rocky Mountain Conference (7th)
Coach: C.J. Hart

DATE	OPPONENT	RESULT
10/8	at Colo. A&M	L, 29-0
10/15	at UC Davis	T, 0-0
10/22	Col. Teachers (H)	L, 21-7
10/29	at Utah State	L, 22-0
11/5	Western State	W, 60-0
11/12	Utah	L, 20-0
11/19	Colorado Mines	W, 38-19

1928 Record: 3-3-1
Rocky Mountain Conference (10th)
Coach: G. Ott Romney

DATE	OPPONENT	RESULT
9/29	College of Idaho	W, 9-6
10/6	UC Davis	W, 7-6
10/13	at Colo. A&M	L, 15-6
10/20	at Western St.	W, 46-0
10/27	Utah State	L, 10-0
11/3	at Montana St.	L, 19-7
11/17	at Utah	T, 0-0

1929 Record: 5-3
Rocky Mountain Conference (4th)
Coach: G. Ott Romney

DATE	OPPONENT	RESULT
9/28	at Nevada	W, 10-7
10/5	at Calif. Davis	L, 19-0
10/12	Montana State	L, 13-12
10/18	^Utah St.	W, 7-6
10/26	Western State	W, 33-12
11/2	at Utah	L, 45-13
11/11	Colo. St. Teachers	W, 25-13
11/23	Wyoming	W, 40-0

1930 Record: 5-2-4
Rocky Mountain Conference (3rd)
Coach: G. Ott Romney

DATE	OPPONENT	RESULT
9/27	Wyoming	W, 19-12
10/4	Nevada	T, 6-6
10/11	at Colo. Teachers	T, 7-7
10/18	at Utah	L, 24-7
10/25	at Western St.	W, 25-0
11/1	^Utah St.	W, 39-14
11/8	at Mt. St. Charles	T, 13-13
11/15	Montana St. (H)	W, 19-6
11/22	at Regis	W, 18-6
11/27	at College of Idaho	T, 13-13
12/10	at Hawai'i	L, 49-13

1931 Record: 4-4
Rocky Mountain Conference (7th)
Coach: G. Ott Romney

DATE	OPPONENT	RESULT
9/18	^UAY All-Stars	W, 7-3
9/25	at San Francisco	L, 25-0
10/3	at Nevada	W, 18-14
10/17	at Utah	L, 43-0
10/24	Western State	W, 31-0
10/31	at Colo. Teachers	L, 6-0
11/7	^Utah State	W, 6-0
11/13	Wyoming (H)	L, 13-7

1932 Record: 8-1
Rocky Mountain Conference (2nd)
Coach: G. Ott Romney

DATE	OPPONENT	RESULT
9/23	^Montana State	W, 6-0
10/1	at Western State	W, 28-6
10/7	at Occidental	W, 46-0
10/15	at Utah	L, 29-0
10/22	Colo. St. Teachers	W, 20-2
10/29	at Wyoming	W, 25-0
11/4	at Idaho State	W, 32-0
11/19	Utah State	W, 18-6
11/24	^South Dakota	W, 13-7



YEAR-BY-YEAR RESULTS

1933 Record: 5-4
Rocky Mountain Conference (5th)
Coach: G. Ott Romney

DATE	OPPONENT	RESULT
9/23	at U.S. Marines	L, 21-0
9/30	Montana State	W, 25-0
10/6	at Colo. Teachers	W, 6-2
10/14	at Utah	L, 21-6
10/21	at Western State	W, 13-0
11/4	at Denver	L, 6-0
11/11	at Colo. College	W, 25-0
11/18	at Utah State	L, 14-0
11/30	Wyoming	W, 6-3

1934 Record: 4-5
Rocky Mountain Conference (7th)
Coach: G. Ott Romney

DATE	OPPONENT	RESULT
9/22	^Montana State	W, 20-6
9/29	Occidental	W, 32-7
10/6	at Wyoming	L, 7-0
10/13	at Utah	L, 43-0
10/20	^Colorado	L, 48-6
10/26	Montana State	W, 16-7
11/3	Utah State	L, 15-0
11/10	at Colo. College	W, 34-0
11/17	at Denver	L, 24-6

1935 Record: 4-4
Rocky Mountain Conference (T-6th)
Coach: G. Ott Romney

DATE	OPPONENT	RESULT
9/28	at Montana State	L, 7-0
10/12	Colo. St. Teachers	W, 19-3
10/19	Colorado College	L, 13-12
10/26	at Wyoming	W, 13-6
11/2	Utah	L, 32-0
11/9	at Western State	W, 21-2
11/16	at Utah State	L, 27-0
11/23	at Arizona State	W, 13-0

1936 Record: 4-5
Rocky Mountain Conference (6th)
Coach: G. Ott Romney

DATE	OPPONENT	RESULT
9/25	at Arizona	L, 32-6
10/3	Montana State	W, 19-0
10/9	at Colo. Teachers	W, 33-0
10/17	Utah State	L, 13-0
10/31	at Utah	L, 18-0
11/7	Western State	W, 26-12
11/14	at Denver	L, 35-7
11/21	Wyoming	W, 32-7
11/28	at Colo. College	L, 6-0

1937 Record: 6-3
Rocky Mountain Conference (T-2nd)
Coach: Eddie Kimball

DATE	OPPONENT	RESULT
9/25	Colo. St. Teachers	W, 7-0
10/2	at Utah	L, 14-0
10/9	California Davis	W, 34-0
10/16	at Colorado	L, 14-0
10/23	at Portland	L, 13-10
10/30	Western State	W, 21-0
11/6	at Wyoming	W, 19-0
11/13	at Utah St.	W, 54-10
11/20	Montana State	W, 19-0

1938 Record: 4-3-1
Mountain States Conference (2nd)
Coach: Eddie Kimball

DATE	OPPONENT	RESULT
9/24	Northern Arizona	W, 19-0
9/30	at Denver	W, 20-0
10/8	Wyoming	W, 24-13
10/15	at Utah	T, 7-7
10/22	Portland	L, 6-3
11/5	Utah State	L, 3-0
11/12	at Colorado	L, 8-0
11/19	at Colo. A&M	W, 20-12

1939 Record: 5-2-2
Mountain States Conference (4th)
Coach: Eddie Kimball

DATE	OPPONENT	RESULT
9/23	at Northern Ariz.	W, 25-0
10/7	Colorado A&M	W, 13-12
10/14	Utah	L, 35-13
10/21	at Nevada	W, 7-0
10/27	at Western State	W, 18-6
11/4	at Denver	W, 21-18
11/11	at Utah State	T, 0-0
11/18	Colorado	L, 12-6
11/25	at Wyoming	T, 7-7

1940 Record: 2-4-2
Mountain States Conference (4th)
Coach: Eddie Kimball

DATE	OPPONENT	RESULT
9/27	Nevada	T, 6-6
10/5	at Utah	L, 12-6
10/11	Wyoming	W, 20-0
10/18	at Texas Tech	L, 21-12
11/2	Utah State	W, 12-7
11/9	Denver	L, 9-0
11/16	at Colorado	L, 25-2
11/23	at Colo. A&M	T, 13-13

1941 Record: 4-3-2
Mountain States Conference (2nd)
Coach: Eddie Kimball

DATE	OPPONENT	RESULT
9/26	Montana St.	L, 20-7
10/3	Western State	W, 26-0
10/10	at Denver	W, 13-7
10/18	at Utah	T, 6-6
10/24	at San Francisco	L, 25-13
11/1	at Utah State	W, 28-0
11/8	at Wyoming	W, 23-7
11/15	Colorado	T, 13-13
11/22	Colorado A&M	L, 22-7

1942 Record: 2-5
Mountain States Conference (T-6th)
Coach: Floyd Millet

DATE	OPPONENT	RESULT
9/26	at Montana	W, 12-6
10/2	Wyoming	L, 13-6
10/10	at Utah	W, 12-7
10/16	Fort Douglas	L, 24-13
10/31	Utah State	L, 9-6
11/7	Denver	L, 26-6
11/14	at Colorado	W, 48-0

1943-45

No football during WWII

YEAR	RECORD	COACH
1964	3-6-1	Hudspeth
1965	6-4	Hudspeth
1966	8-2	Hudspeth
1967	6-4	Hudspeth
1968	2-8	Hudspeth
1969	6-4	Hudspeth
1970	3-8	Hudspeth
1971	5-6	Hudspeth
1972	7-4	Edwards
1973	5-6	Edwards
1974	7-4-1	Edwards
1975	6-5	Edwards
1976	9-3	Edwards
1977	9-2	Edwards
1978	9-4	Edwards
1979	11-1	Edwards
1980	12-1	Edwards
1981	11-2	Edwards
1982	8-4	Edwards
1983	11-1	Edwards
1984	13-0	Edwards
1985	11-3	Edwards
1986	8-5	Edwards
1987	9-4	Edwards
1988	9-4	Edwards
1989	10-3	Edwards
1990	10-3	Edwards
1991	8-3-2	Edwards
1992	8-5	Edwards
1993	6-6	Edwards
1994	10-3	Edwards
1995	7-4	Edwards
1996	14-1	Edwards
1997	6-5	Edwards
1998	9-5	Edwards
1999	8-4	Edwards
2000	6-6	Edwards
2001	12-2	Crowton
2002	5-7	Crowton
2003	4-8	Crowton
2004	5-6	Crowton
2005	6-6	Mendenhall
2006	11-2	Mendenhall
2007	11-2	Mendenhall
2008	10-3	Mendenhall
2009	11-2	Mendenhall
2010	7-6	Mendenhall
2011	10-3	Mendenhall
2012	8-5	Mendenhall
2013	8-5	Mendenhall
2014	8-5	Mendenhall
2015	9-4	Mendenhall
TOTAL	555-402-26 (.578)	



YEAY-BY-YEAR RESULTS

1946 Record: 5-4-1

Mountain States Conference (4th)
Coach: Eddie Kimball

DATE	OPPONENT	RESULT
9/21	Western State	W, 13-2
9/28	at Montana State	L, 13-12
10/4	at Denver	L, 26-13
10/12	Utah	L, 35-6
10/19	Denver	W, 10-7
10/25	at San Jose St.	L, 14-0
11/2	Wyoming	W, 6-3
11/9	at Utah State	T, 0-0
11/16	at Colorado A&M	W, 20-6
11/22	at Texas El-Paso	W, 14-13

1947 Record: 3-7

Mountain States Conference (7th)
Coach: Eddie Kimball

DATE	OPPONENT	RESULT
9/20	Western State	W, 45-0
9/26	Montana State	W, 19-14
10/4	at Wyoming	L, 12-7
10/11	at Utah	L, 28-6
10/18	at Colorado	L, 9-7
10/25	Utah State (H)	W, 27-12
11/1	at Denver	L, 20-6
11/8	San Jose State	L, 28-19
11/15	Colorado A&M	L, 27-25
11/22	at San Diego St.	L, 32-7

1948 Record: 5-6

Mountain States Conference (5th)
Coach: Eddie Kimball

DATE	OPPONENT	RESULT
9/18	San Diego State	W, 14-6
9/24	Pepperdine	W, 13-0
10/1	Pacific Fleet	L, 9-7
10/9	Utah	L, 30-0
10/15	at Texas El-Paso	L, 34-20
10/23	at Utah State	L, 20-7
10/30	Montana (H)	W, 26-20
11/5	at San Jose State	L, 21-6
11/13	at Colorado A&M	L, 20-0
11/20	Wyoming	W, 15-14
11/26	at Arizona State	W, 27-25

1949 Record: 0-11

Mountain States Conference (6th)
Coach: Chick Atkinson

DATE	OPPONENT	RESULT
9/17	Texas Western	L, 47-6
9/23	Pacific Fleet	L, 27-13
10/1	San Jose State	L, 40-21
10/8	at Utah	L, 38-0
10/15	at Arizona State	L, 49-21
10/22	at Denver	L, 35-7
10/29	at Wyoming	L, 45-0
11/5	Utah State (H)	L, 22-3
11/11	Colorado A&M	L, 16-14
11/19	at Montana	L, 25-6
11/26	at Pepperdine	L, 28-14

1950 Record: 4-5-1

Mountain States Conference (5th)
Coach: Chick Atkinson

DATE	OPPONENT	RESULT
9/16	at Idaho State	W, 14-13
9/23	Arizona State	L, 41-13
9/29	Pepperdine	W, 28-27
10/7	Utah	T, 28-28
10/14	at Colorado A&M	L, 27-14
10/21	at Denver	L, 42-3
11/4	at Utah State	W, 34-13
11/11	Wyoming (H)	L, 48-0
11/17	at Montana	W, 25-6
11/25	Fort Hood	W, 28-4

1951 Record: 6-3-1

Mountain States Conference (5th)
Coach: Chick Atkinson

DATE	OPPONENT	RESULT
9/14	Idaho State	W, 27-7
9/22	Western State	W, 67-7
9/24	Hawaii	W, 20-7
10/6	at Utah	L, 7-6
10/20	Wyoming	T, 20-20
10/27	at Denver	L, 56-6
11/3	Colorado A&M (H)	W, 21-16
11/10	Utah State	W, 28-27
11/17	at New Mexico	L, 34-0
11/24	at Pepperdine	W, 20-0

1952 Record: 4-6

Mountain States Conference (5th)
Coach: Chick Atkinson

DATE	OPPONENT	RESULT
9/19	San Diego NAS	W, 14-7
9/27	New Mexico	W, 14-10
10/4	at Montana	W, 28-7
10/11	at Utah	L, 34-6
10/25	Denver (H)	W, 14-13
11/1	Wyoming	L, 24-13
11/8	at San Jose State	L, 44-27
11/15	at Utah State	L, 27-26
11/22	at Colorado A&M	L, 27-6
11/29	at Arizona State	L, 47-6

1953 Record: 2-7-1

Mountain States Conference (T-7th)
Coach: Chick Atkinson

DATE	OPPONENT	RESULT
9/19	Montana	W, 27-13
9/25	San Jose State	L, 28-23
10/3	at New Mexico	T, 12-12
10/10	at Idaho	W, 20-14
10/16	Utah State	L, 14-7
10/23	at Denver	L, 27-19
10/31	at Wyoming	L, 27-0
11/7	Colorado A&M (H)	L, 34-12
11/14	at Arizona State	L, 26-18
11/26	at Utah	L, 33-32

1954 Record: 1-8

Mountain States Conference (8th)
Coach: Chick Atkinson

DATE	OPPONENT	RESULT
9/18	New Mexico	L, 21-12
9/24	Arizona State	L, 28-19
10/2	at Colorado A&M	L, 14-13
10/9	Utah	L, 12-7
10/23	Montana (H)	W, 19-7
10/30	at Utah State	L, 45-13
11/6	Denver	L, 20-0
11/13	Wyoming	L, 34-13
11/20	at Idaho	L, 7-0

1955 Record: 1-9

Mountain States Conference (8th)
Coach: Chick Atkinson

DATE	OPPONENT	RESULT
9/17	at Oregon State	L, 33-0
9/24	Los Angeles State	W, 33-0
10/1	at Montana	L, 27-13
10/8	at Utah	L, 41-9
10/21	at Denver	L, 33-0
10/29	at Woming	L, 14-6
11/5	Utah State (H)	L, 47-21
11/11	Idaho	L, 49-6
11/19	Colorado A&M	L, 35-0
11/26	at New Mexico	L, 21-16

1956 Record: 2-7-1

Mountain States Conference (7th)
Coach: Hal Kopp

DATE	OPPONENT	RESULT
9/15	at Wichita State	L, 13-0
9/22	Fresno State	L, 26-13
9/29	at Colorado A&M	T, 0-0
10/5	Utah	L, 41-6
10/20	at Montana	L, 21-14
10/27	at Utah State	L, 33-7
11/3	New Mexico (H)	W, 33-12
11/10	at Denver	L, 58-34
11/17	Wyoming	L, 7-6
11/24	^Air Force	W, 34-21

1957 Record: 5-3-2

Mountain States Conference (2nd)
Coach: Hal Kopp

DATE	OPPONENT	RESULT
9/21	at Arizona	T, 14-14
9/28	at Kansas State	L, 36-7
10/4	Montana	W, 20-7
10/12	at Utah	L, 27-0
10/19	at Woming	T, 0-0
10/26	Denver (H)	W, 26-6
11/2	Utah State	W, 14-0
11/9	at Fresno State	L, 27-14
11/23	Colorado State	W, 26-9
11/30	at New Mexico	W, 14-12



YEAR-BY-YEAR RESULTS

1958

Record: 6-4
Mountain States Conference (3rd)
Coach: Hal Kopp

DATE	OPPONENT	RESULT
9/20	Fresno State	W, 29-7
9/27	at Utah	W, 14-7
10/4	at Colorado State	L, 32-6
10/11	at Pacific	L, 26-8
10/18	North Texas State	L, 12-6
10/25	at Montana	L, 41-12
11/1	at Uah State	W, 13-6
11/8	New Mexico (H)	W, 36-19
11/15	at Denver	W, 22-7
11/22	Wyoming	L, 22-14

1959

Record: 3-7
Skyline Conference (T-5th)
Coach: Tally Stevens

DATE	OPPONENT	RESULT
9/19	at Arizona	W, 18-14
9/26	at Fresno State	L, 27-16
10/3	Montana	L, 12-0
10/9	at Utah	L, 20-8
10/17	at Wyoming	L, 21-6
10/24	Denver (H)	L, 14-7
10/31	Utah State	W, 18-0
11/7	at New Mexico	L, 21-6
11/14	at Arizona State	L, 21-8
11/21	Colorado State	L, 14-13

1960

Record: 3-8
Skyline Conference (5th)
Coach: Tally Stevens

DATE	OPPONENT	RESULT
9/16	Cal Poly	W, 34-14
9/23	at San Jose State	L, 21-8
10/1	at Colorado State	L, 8-7
10/7	at Utah	L, 17-0
10/15	Arizona State (H)	L, 31-0
10/22	at Montana	W, 7-6
10/29	at Utah State	L, 34-0
11/5	New Mexico	L, 27-15
11/12	at Denver	W, 19-6
11/19	Wyoming	L, 30-6
11/25	at Hawaii	L, 13-6

1961

Record: 2-8
Skyline Conference (T-5th)
Coach: Hal Mitchell

DATE	OPPONENT	RESULT
9/16	San Jose State	L, 14-13
9/23	at West Texas St.	L, 55-9
9/30	at North Texas St.	L, 41-30
10/7	Montana	W, 7-6
10/14	at Utah	L, 21-20
10/21	at Wyoming	L, 36-8
11/4	Utah State (H)	L, 31-8
11/11	Colorado State	W, 30-16
11/18	at Oregon State	L, 35-0
11/25	at New Mexico	L, 34-6

1962

Record: 4-6
Western Athletic Conference (T-2nd)
Coach: Hal Mitchell

DATE	OPPONENT	RESULT
9/15	at Pacific	L, 26-7
9/22	at Arizona	L, 27-21
9/29	George Wash.	L, 13-12
10/6	at Colorado State	W, 28-7
10/13	Utah	L, 35-20
10/20	at Montana	W, 27-0
10/27	at Utah State	L, 27-21
11/3	New Mexico (H)	W, 27-0
11/10	at W. Michigan	L, 28-20
11/17	Wyoming	W, 14-7

1963

Record: 2-8
Western Athletic Conference (5th)
Coach: Hal Mitchell

DATE	OPPONENT	RESULT
9/21	at Kansas State	L, 24-7
9/28	at Arizona	L, 33-7
10/5	Montana	W, 27-0
10/12	at Utah	L, 15-6
10/19	at Wyoming	L, 41-13
11/2	Utah State (H)	L, 26-0
11/9	at George Wash.	L, 23-6
11/16	at Pacific	L, 14-0
11/23	Colorado State	W, 24-20
11/30	at New Mexico	L, 26-0

1964

Record: 3-6-1
Western Athletic Conference (5th)
Coach: Tom Hudspeth

DATE	OPPONENT	RESULT
9/19	at Oregon	L, 20-13
9/26	at Arizona	L, 39-6
10/2	New Mexico	L, 26-14
10/10	at Colorado State	L, 7-6
10/17	Pacific	W, 21-0
10/24	at Texas El-Paso	T, 18-18
10/31	Utah State (H)	W, 28-14
11/7	at Utah	L, 47-13
11/14	Western Michigan	W, 43-8
11/21	Wyoming	L, 31-11

1965

Record: 6-4
Western Athletic Conference (1st)
Coach: Tom Hudspeth

DATE	OPPONENT	RESULT
9/18	at Arizona State	W, 24-6
9/24	Kansas State	W, 21-3
10/2	at Oregon	L, 27-14
10/8	San Jose State	W, 34-7
10/23	at Wyoming	L, 34-6
10/30	at Utah State	L, 34-21
11/6	Utah (H)	W, 25-20
11/13	Colorado State	L, 36-22
11/20	at Arizona	W, 20-3
11/27	at New Mexico	W, 42-8

1966

Record: 8-2
Western Athletic Conference (T-2nd)
Coach: Tom Hudspeth

DATE	OPPONENT	RESULT
9/24	at San Jose State	W, 19-9
9/30	Colorado State	W, 27-24
10/8	Utah State	W, 27-7
10/14	Arizona State	L, 10-7
10/22	at New Mexico	W, 33-6
10/29	at Arizona	W, 16-14
11/5	Texas El-Paso	W, 53-33
11/12	at Utah	W, 35-13
11/19	Wyoming	L, 47-14
11/26	Pacific	W, 38-0

1967

Record: 6-4
Western Athletic Conference (3rd)
Coach: Tom Hudspeth

DATE	OPPONENT	RESULT
9/23	New Mexico	W, 44-14
9/29	Western Michigan	W, 44-19
10/7	at Wyoming	L, 26-10
10/14	at Oregon State	W, 31-13
10/21	at UTEP	L, 47-17
10/28	Utah	W, 17-13
11/4	at Utah State	L, 30-9
11/11	Arizona (H)	W, 17-14
11/18	at Arizona State	L, 31-22
11/25	San Jose State	W, 67-8

1968

Record: 2-8
Western Athletic Conference (7th)
Coach: Tom Hudspeth

DATE	OPPONENT	RESULT
9/21	at W. Michigan	W, 17-7
9/28	Iowa State	L, 28-20
10/12	Wyoming	L, 20-17
10/19	at Arizona	L, 19-3
10/26	UTEP (H)	L, 31-25
11/2	at Utah	L, 31-20
11/9	Utah State	L, 34-8
11/16	Arizona State	L, 47-12
11/23	at New Mexico	W, 35-6
11/30	at San Jose State	L, 25-21

1969

Record: 6-4
Western Athletic Conference (3rd)
Coach: Tom Hudspeth

DATE	OPPONENT	RESULT
9/20	Colorado State	W, 22-20
9/27	at Iowa State	L, 10-0
10/4	at Arizona State	L, 23-7
10/11	New Mexico	W, 41-15
10/18	at Wyoming	L, 4-7
10/25	at UTEP	L, 30-7
11/1	Arizona (H)	W, 31-21
11/8	San Jose State	W, 21-3
11/15	at Utah State	W, 21-3
11/22	Utah	L, 16-6



YEAY-BY-YEAR RESULTS

1970

Record: 3-8
Western Athletic Conference (7th)
Coach: Tom Hudspeth

DATE	OPPONENT	RESULT
9/12	North Texas State	W, 10-7
9/19	at W. Michigan	L, 35-17
9/26	UTEP	L, 17-0
10/3	at San Diego State	L, 31-11
10/10	at Arizona	L, 24-17
10/17	Arizona State	L, 27-3
10/24	Utah State (H)	W, 27-20
10/31	Wyoming	W, 23-3
11/7	at Colorado State	L, 26-9
11/14	at New Mexico	L, 51-8
11/21	at Utah	L, 14-13

1971

Record: 5-6
Western Athletic Conference (4th)
Coach: Tom Hudspeth

DATE	OPPONENT	RESULT
9/10	at North Texas St.	W, 41-13
9/18	Colorado State	W, 54-14
9/25	at Kansas State	L, 23-7
10/1	New Mexico	L, 14-0
10/9	at Utah State	L, 29-7
10/16	at Wyoming	W, 35-17
10/23	at Tulsa	W, 25-7
10/30	at UTEP	W, 16-0
11/6	at Arizona State	L, 38-13
11/13	Arizona (H)	L, 27-14
11/20	Utah	L, 17-15

1972

Record: 7-4
Western Athletic Conference (T-2nd)
Coach: LaVell Edwards

DATE	OPPONENT	RESULT
9/16	Kansas State	W, 32-9
9/23	Utah State	L, 42-19
9/30	at Oregon State	L, 29-3
10/7	at Long Beach St.	W, 38-27
10/14	UTEP (H)	W, 21-14
10/21	Arizona State	L, 49-17
10/28	at Colorado State	W, 44-8
11/4	Wyoming	W, 33-14
11/11	at Arizona	L, 21-7
11/18	at Utah	W, 16-7
11/25	at New Mexico	W, 21-7

1973

Record: 5-6
Western Athletic Conference (T-4th)
Coach: LaVell Edwards

DATE	OPPONENT	RESULT
9/15	Colorado State	L, 21-13
9/29	Oregon State	W, 37-14
10/6	at Utah State	L, 13-7
10/13	Iowa State (H)	L, 26-24
10/20	at Arizona State	L, 52-12
10/27	at Wyoming	L, 41-21
11/3	New Mexico	W, 56-21
11/10	Arizona	L, 24-10
11/17	Weber State	W, 45-14
11/24	at Utah	W, 46-22
12/1	at UTEP	W, 63-0

1974

Record: 7-4-1
Western Athletic Conference (1st)
Coach: LaVell Edwards

DATE	OPPONENT	RESULT
9/14	at Hawaii	L, 15-13
9/21	Utah State	L, 9-6
9/28	at Iowa State	L, 34-7
10/5	at Colorado State	T, 33-33
10/12	Wyoming (H)	W, 38-7
10/19	UTEP	W, 45-21
10/26	at Arizona	W, 37-13
11/2	at Air Force	W, 12-10
11/9	Arizona State	W, 21-18
11/16	at New Mexico St.	W, 36-3
11/23	Utah	W, 48-20
12/28	^Okla. St. (B)	L, 16-6

1975

Record: 6-5
Western Athletic Conference (T-4th)
Coach: LaVell Edwards

DATE	OPPONENT	RESULT
9/13	Bowling Green	L, 23-21
9/20	at Colorado St.	L, 21-17
9/27	at Arizona St.	L, 20-0
10/3	New Mexico	W, 16-15
10/11	Air Force (H)	W, 28-14
10/25	at Wyoming	W, 33-20
11/1	Arizona	L, 36-20
11/8	at Utah St.	W, 24-7
11/15	Utah	W, 51-20
11/22	at UTEP	W, 20-10
11/29	at S. Mississippi	L, 42-14

1976

Record: 9-3
Western Athletic Conference (T-1st)
Coach: LaVell Edwards

DATE	OPPONENT	RESULT
9/11	at Kansas St.	L, 13-3
9/18	Colorado St.	W, 42-18
9/25	at Arizona	W, 23-16
10/2	at San Diego St.	W, 8-0
10/9	Wyoming (H)	L, 34-29
10/16	S. Mississippi	W, 63-19
10/23	Utah State	W, 45-14
10/30	Arizona St.	W, 43-21
11/6	UTEP	W, 40-27
11/13	at New Mexico	W, 21-8
11/20	at Utah	W, 34-12
12/18	^Okla. St. (B)	L, 49-21

1977

Record: 9-2
Western Athletic Conference (T-1st)
Coach: LaVell Edwards

DATE	OPPONENT	RESULT
9/10	Kansas State	W, 39-0
9/24	at Utah St.	W, 65-6
9/30	New Mexico	W, 54-19
10/8	at Oregon State	L, 24-19
10/15	at Colorado State	W, 63-17
10/22	at Wyoming	W, 10-7
10/29	Arizona (H)	W, 34-14
11/5	Utah	W, 38-8
11/12	at Arizona State	L, 24-13
11/19	Long Beach State	W, 30-27
11/26	at UTEP	W, 68-19

1978

Record: 9-4
Western Athletic Conference (1st)
Coach: LaVell Edwards

DATE	OPPONENT	RESULT
9/9	at Oregon State	W, 10-6
9/16	at Arizona State	L, 24-16
9/23	Colorado State	W, 32-6
9/30	at New Mexico	W, 27-23
10/7	Utah State (H)	L, 24-7
10/14	at Oregon	W, 17-16
10/21	UTEP	W, 44-0
11/4	Wyoming	W, 48-14
11/11	San Diego State	W, 21-3
11/18	at Utah	L, 23-22
11/25	at Hawaii	W, 31-13
12/2	^UNLV	W, 28-24
12/22	^Navy (B)	L, 23-16

1979

Record: 11-1
Western Athletic Conference (1st)
Coach: LaVell Edwards

DATE	OPPONENT	RESULT
9/8	at Texas A&M	W, 18-17
9/15	Weber State	W, 48-3
9/29	UTEP (H)	W, 31-7
10/5	Hawaii	W, 38-15
10/13	at Utah State	W, 48-24
10/20	at Wyoming	W, 54-14
10/27	New Mexico	W, 59-7
11/3	at Colorado State	W, 30-7
11/9	at Long Beach St.	W, 31-17
11/17	Utah	W, 27-0
11/24	at San Diego State	W, 63-14
12/21	^Indiana (B)	L, 38-37

1980

Record: 12-1
Western Athletic Conference (1st)
Coach: LaVell Edwards

DATE	OPPONENT	RESULT
9/6	at New Mexico	L, 25-21
9/13	San Diego State	W, 35-11
9/20	at Wisconsin	W, 28-3
9/27	Long Beach State	W, 41-25
10/11	Wyoming (H)	W, 52-17
10/18	at Utah State	W, 70-46
10/25	at Hawaii	W, 34-7
11/1	UTEP	W, 83-7
11/8	North Texas State	W, 41-23
11/15	Colorado State	W, 45-14
11/22	at Utah	W, 56-6
11/29	at UNLV	W, 54-14
12/19	^SMU (B)	W, 46-45

1981

Record: 11-2
Western Athletic Conference (1st)
Coach: LaVell Edwards

DATE	OPPONENT	RESULT
9/5	at Long Beach St	W, 31-8
9/12	Air Force	W, 45-21
9/19	at UTEP	W, 65-8
9/26	at Colorado	W, 41-20
10/2	Utah State	W, 32-26
10/10	UNLV (H)	L, 45-41
10/17	at San Diego St.	W, 27-7
10/24	at Wyoming	L, 33-20
10/31	New Mexico	W, 31-7
11/7	at Colorado State	W, 63-14
11/14	at Hawaii	W, 13-3
11/21	Utah	W, 56-28
12/18	^Wash. St. (B)	W, 38-36



YEAR-BY-YEAR RESULTS

1982 Record: 8-4

Western Athletic Conference (1st)
Coach: LaVell Edwards

DATE	OPPONENT	RESULT
9/2	at UNLV	W, 27-0
9/11	at Georgia	L, 17-14
9/25	Air Force	L, 39-38
10/2	at UTEP	W, 51-3
10/9	at New Mexico	W, 40-12
10/16	Hawaii (H)	W, 39-25
10/23	Colorado State	W, 34-18
10/30	at Utah State	L, 20-17
11/6	Wyoming	W, 23-13
11/13	San Diego State	W, 58-8
11/20	at Utah	W, 17-12
12/17	^Ohio State (B)	L, 42-17

1983 Record: 11-1

Western Athletic Conference (1st)
Coach: LaVell Edwards

DATE	OPPONENT	RESULT
9/10	at Baylor	L, 40-36
9/17	Bowling Green	W, 63-28
9/24	at Air Force	W, 46-28
10/1	at UCLA	W, 37-35
10/8	at Wyoming	W, 41-10
10/15	New Mexico (H)	W, 66-21
10/22	at San Diego State	W, 47-12
10/29	Utah State	W, 38-34
11/5	at UTEP	W, 31-9
11/12	Colorado State	W, 24-6
11/19	Utah	W, 55-7
12/23	^Missouri (B)	W, 21-17

1984 Record: 13-0 (National Champs)

Western Athletic Conference (1st)
Coach: LaVell Edwards

DATE	OPPONENT	RESULT
9/1	at Pittsburgh	W, 20-14
9/8	Baylor	W, 47-13
9/15	Tulsa	W, 38-15
9/22	at Hawaii	W, 18-13
10/6	at Colorado State	W, 52-9
10/13	Wyoming (H)	W, 41-38
10/20	at Air Force	W, 30-25
10/25	at New Mexico	W, 48-0
11/3	UTEP	W, 42-9
11/10	San Diego State	W, 34-3
11/17	at Utah	W, 24-14
11/24	Utah State	W, 38-13
12/21	^Michigan (B)	W, 24-17

1985 Record: 11-3

Western Athletic Conference (1st)
Coach: LaVell Edwards

DATE	OPPONENT	RESULT
8/29	^Boston College	W, 28-14
9/7	UCLA	L, 27-24
9/14	Washington	W, 31-3
9/21	at Temple	W, 26-24
10/5	at Colorado State	W, 42-7
10/12	San Diego St. (H)	W, 28-0
10/19	at New Mexico	W, 45-23
10/26	at UTEP	L, 23-16
11/2	Wyoming	W, 59-0
11/9	at Utah State	W, 44-0
11/16	Air Force	W, 28-21
11/23	Utah	W, 38-28
12/7	at Hawaii	W, 26-6
12/28	^Ohio State (B)	L, 10-7

1986 Record: 8-5

Western Athletic Conference (2nd)
Coach: LaVell Edwards

DATE	OPPONENT	RESULT
9/6	Utah State	W, 52-0
9/13	New Mexico	W, 31-30
9/20	at Washington	L, 52-21
9/27	Temple	W, 27-17
10/3	Colorado State	L, 24-20
10/18	at Wyoming	W, 34-22
10/25	UTEP (H)	W, 37-13
11/8	at Hawaii	W, 10-3
11/15	Oregon State	L, 10-7
11/22	at Utah	W, 35-21
11/29	at San Diego State	L, 10-3
12/6	at Air Force	W, 23-3
12/30	^UCLA (B)	L, 31-10

1987 Record: 9-4

Western Athletic Conference (2nd)
Coach: LaVell Edwards

DATE	OPPONENT	RESULT
9/2	Pittsburgh	L, 27-17
9/12	at Texas	W, 22-17
9/19	at Texas Christian	L, 33-12
9/26	at New Mexico	W, 45-25
10/2	Utah State	W, 45-24
10/10	Wyoming (H)	L, 29-27
10/24	at Hawaii	W, 16-14
10/31	Air Force	W, 24-13
11/7	San Diego State	W, 38-21
11/14	at UTEP	W, 37-24
11/21	Utah	W, 21-18
12/5	Colorado State^	W, 30-26
12/22	^Virginia (B)	L, 22-16

1988 Record: 9-4

Western Athletic Conference (T-3rd)
Coach: LaVell Edwards

DATE	OPPONENT	RESULT
9/1	at Wyoming	L, 24-14
9/8	Texas	W, 47-6
9/17	UTEP	W, 31-27
9/30	Utah State	W, 38-3
10/8	Colorado State (H)	W, 42-7
10/15	Texas Christian	W, 31-18
10/22	at Hawaii	W, 24-23
10/29	New Mexico	W, 65-0
11/5	at San Diego State	L, 27-15
11/12	at Air Force	W, 49-31
11/19	at Utah	L, 57-28
12/3	at Miami	L, 41-17
12/29	^Colorado (B)	W, 20-17

1989 Record: 10-3

Western Athletic Conference (1st)
Coach: LaVell Edwards

DATE	OPPONENT	RESULT
9/2	at New Mexico	W, 24-3
9/7	Washington State	L, 46-41
9/16	at Navy	W, 31-10
9/30	at Utah State	W, 37-10
10/7	Wyoming	W, 36-20
10/14	at Colorado State	W, 45-16
10/21	UTEP (H)	W, 49-24
10/28	at Hawaii	L, 56-14
11/4	Oregon	W, 45-41
11/11	Air Force	W, 44-35
11/18	Utah	W, 70-31
11/25	at San Diego State	W, 48-27
12/29	^Penn State (B)	L, 50-39

1990 Record: 10-3

Western Athletic Conference (1st)
Coach: LaVell Edwards

DATE	OPPONENT	RESULT
9/1	at UTEP	W, 30-10
9/8	Miami	W, 28-21
9/15	Washington State	W, 50-36
9/22	San Diego State	W, 62-34
9/29	at Oregon	L, 32-16
10/13	Colorado State	W, 52-9
10/27	New Mexico (H)	W, 55-31
11/3	at Air Force	W, 54-7
11/10	at Wyoming	W, 45-14
11/17	at Utah	W, 45-22
11/24	Utah State	W, 45-10
12/1	at Hawaii	L, 59-28
12/29	^Texas A&M (B)	L, 65-14

1991 Record: 8-3-2

Western Athletic Conference (1st)
Coach: LaVell Edwards

DATE	OPPONENT	RESULT
8/29	^Florida State	L, 44-28
9/7	at UCLA	L, 27-23
9/21	at Penn State	L, 33-7
9/28	Air Force	W, 21-7
10/4	Utah State	W, 38-10
10/12	UTEP (H)	W, 31-29
10/19	Hawaii	W, 35-18
10/26	at New Mexico	W, 41-23
10/31	at Colorado State	W, 40-17
11/9	Wyoming	W, 52-31
11/16	at San Diego State	T, 52-52
11/23	Utah	W, 48-17
12/30	^Iowa (B)	T, 13-13

1992 Record: 8-5

Western Athletic Conference (1st)
Coach: LaVell Edwards

DATE	OPPONENT	RESULT
9/5	at UTEP	W, 38-28
9/10	San Diego State	L, 45-38
9/19	UCLA	L, 17-10
9/26	at Hawaii	L, 36-32
10/2	Utah State	W, 30-9
10/10	Fresno State (H)	W, 36-24
10/17	at Wyoming	W, 31-28
10/24	at Notre Dame	L, 42-16
10/31	Penn State	W, 30-17
11/7	New Mexico	W, 35-0
11/14	at Air Force	W, 28-7
11/21	at Utah	W, 31-22
12/25	^Kansas (B)	L, 23-20

1993 Record: 6-6

Western Athletic Conference (T-1st)
Coach: LaVell Edwards

DATE	OPPONENT	RESULT
9/4	at New Mexico	W, 34-31
9/11	Hawaii	W, 41-38
9/18	at Colorado State	W, 27-22
9/25	Air Force	W, 30-3
10/9	at UCLA	L, 68-14
10/16	Notre Dame	L, 45-20
10/23	Fresno State (H)	L, 48-45
10/30	at Utah State	L, 58-56
11/11	at San Diego State	W, 45-44
11/20	Utah	L, 34-31
11/27	UTEP	W, 47-16
12/30	^Ohio State (B)	L, 28-21



YEAY-BY-YEAR RESULTS

1994 Record: 10-3
Western Athletic Conference (T-2nd)
Coach: LaVell Edwards

DATE	OPPONENT	RESULT
9/3	at Hawaii	W, 13-12
9/10	at Air Force	W, 45-21
9/17	Colorado State	L, 28-21
9/24	New Mexico	W, 49-47
9/30	Utah State	W, 34-6
10/8	at Fresno State	W, 32-30
10/15	at Notre Dame	W, 21-14
10/22	at UTEP	W, 34-28
10/29	Arizona State (H)	L, 36-15
11/5	N.E. Louisiana	W, 24-10
11/10	San Diego State	W, 35-28
11/19	at Utah	L, 34-31
12/31	^Oklahoma (B)	W, 31-6

1995 Record: 7-4
Western Athletic Conference (T-1st)
Coach: LaVell Edwards

DATE	OPPONENT	RESULT
9/2	at Air Force	L, 38-12
9/9	UCLA	L, 23-9
9/16	San Diego State	W, 31-9
9/30	at Colorado State	W, 28-21
10/14	at Arizona State	L, 29-21
10/21	Wyoming	W, 23-20
10/28	Hawaii (H)	W, 45-7
11/4	Tulsa	W, 45-35
11/11	at New Mexico	W, 31-13
11/18	Utah	L, 34-17
11/25	at Fresno State	W, 45-28

1996 Record: 14-1
Western Athletic Conference (1st)
Coach: LaVell Edwards

DATE	OPPONENT	RESULT
8/24	Texas A&M	W, 41-37
8/31	Arkansas State	W, 58-9
9/14	at Washington	L, 29-17
9/21	New Mexico	W, 17-14
9/28	SMU	W, 31-3
10/4	at Utah State	W, 45-17
10/12	UNLV (H)	W, 63-28
10/19	at Tulsa	W, 55-30
10/26	at TCU	W, 45-21
11/2	UTEP	W, 40-18
11/9	Rice	W, 49-0
11/16	at Hawaii	W, 45-14
11/23	at Utah	W, 37-17
12/7	^Wyoming	W, 28-20 OT
1/1	^Kansas State (B)	W, 19-15

1997 Record: 6-5
Western Athletic Conference (5th)
Coach: LaVell Edwards

DATE	OPPONENT	RESULT
9/6	Washington	L, 42-20
9/20	at Arizona State	W, 13-10
9/27	at SMU	W, 19-16 OT
10/3	Utah State	W, 42-35
10/11	at Rice	L, 27-14
10/18	Hawaii (H)	W, 17-3
10/25	TCU	W, 31-10
11/1	at UTEP	L, 14-3
11/8	Tulsa	W, 49-39
11/15	at New Mexico	L, 38-28
11/22	Utah	L, 20-14

1998 Record: 9-5
Western Athletic Conference (2nd)
Coach: LaVell Edwards

DATE	OPPONENT	RESULT
9/5	at Alabama	L, 38-31
9/12	Arizona State	W, 26-6
9/19	at Washington	L, 20-10
9/26	Murray State	W, 43-9
10/3	at Fresno State	L, 31-21
10/10	UNLV (H)	W, 38-14
10/17	at Hawaii	W, 31-9
10/24	San Jose State	W, 46-43
10/29	San Diego State	W, 13-0
11/7	New Mexico	W, 46-21
11/14	at UTEP	W, 31-14
11/21	at Utah	W, 26-24
12/5	^Air Force	L, 20-13
12/31	^Tulane (B)	L, 41-27

1999 Record: 8-4
Mountain West Conference (T-1st)
Coach: LaVell Edwards

DATE	OPPONENT	RESULT
9/9	Washington	W, 35-28
9/16	Colorado State	W, 34-13
9/25	Virginia	L, 45-40
10/1	at Utah State	W, 34-31 OT
10/9	California (H)	W, 38-28
10/16	at New Mexico	W, 31-7
10/23	at UNLV	W, 29-0
10/30	Air Force	W, 27-20
11/6	at San Diego State	W, 30-7
11/13	at Wyoming	L, 31-17
11/20	Utah	L, 20-17
12/27	^Marshall (B)	L, 21-3

2000 Record: 6-6
Mountain West Conference (T-3rd)
Coach: LaVell Edwards

DATE	OPPONENT	RESULT
8/26	at Florida State	L, 29-3
9/2	at Virginia	W, 38-35 OT
9/9	at Air Force	L, 31-23
9/14	Mississippi State	L, 44-28
9/23	UNLV	W, 10-7
9/30	at Syracuse	L, 42-14
10/6	Utah State	W, 38-14
10/21	San Diego St. (H)	L, 16-15
10/26	Wyoming	W, 19-7
11/2	at Colorado State	L, 45-21
11/18	New Mexico	W, 37-13
11/24	at Utah	W, 34-27

2001 Record: 12-2
Mountain West Conference (1st)
Coach: Gary Crowton

DATE	OPPONENT	RESULT
8/25	Tulane	W, 70-35
9/1	Nevada	W, 52-7
9/8	at California	W, 44-16
9/29	at UNLV	W, 35-31
10/5	Utah State	W, 54-34
10/13	at New Mexico	W, 24-20
10/20	Air Force (H)	W, 63-33
10/27	at San Diego State	W, 59-21
11/1	Colorado State	W, 56-34
11/10	at Wyoming	W, 41-34
11/17	Utah	W, 24-21
12/1	at Mississippi St.	W, 41-38
12/8	at Hawaii	L, 72-45
12/31	^Louisville (B)	L, 28-10

2002 Record: 5-7
Mountain West Conference (7th)
Coach: Gary Crowton

DATE	OPPONENT	RESULT
8/29	Syracuse	W, 42-21
9/6	Hawaii	W, 35-32
9/14	at Nevada	L, 31-28
9/21	at Georgia Tech	L, 28-19
10/4	at Utah State	W, 35-34
10/12	at Air Force	L, 52-9
10/19	UNLV (H)	L, 24-3
10/24	at Colorado State	L, 37-10
11/2	San Diego State	W, 34-10
11/9	Wyoming	W, 35-31
11/16	New Mexico	L, 20-16
11/23	at Utah	L, 16-13

2003 Record: 4-8
Mountain West Conference (4th)
Coach: Gary Crowton

DATE	OPPONENT	RESULT
8/28	Georgia Tech	W, 24-13
9/6	at USC	L, 35-18
9/13	at New Mexico	W, 10-7
9/20	Stanford	L, 18-14
9/27	Air Force	L, 24-10
10/4	at San Diego State	W, 44-36
10/9	Colorado State (H)	L, 58-13
10/18	at Wyoming	L, 13-10
10/25	at UNLV	W, 27-20 OT
10/30	Boise State	L, 50-12
11/15	at Notre Dame	L, 33-14
11/22	Utah	L, 3-0

2004 Record: 5-6
Mountain West Conference (3rd)
Coach: Gary Crowton

DATE	OPPONENT	RESULT
9/4	Notre Dame	W, 20-17
9/11	at Stanford	L, 37-10
9/18	USC	L, 42-10
9/24	at Boise State	L, 28-27
10/2	at Colorado State	W, 31-21
10/8	UNLV	L, 24-20
10/16	Wyoming (H)	W, 24-13
10/23	at Air Force	W, 41-24
11/06	San Diego State	W, 49-16
11/13	New Mexico	L, 21-14
11/20	at Utah	L, 52-21

2005 Record: 6-6
Mountain West Conference (2nd)
Coach: Bronco Mendenhall

DATE	OPPONENT	RESULT
9/3	Boston College	L, 20-3
9/10	Eastern Illinois	W, 45-10
9/24	TCU	L, 51-50 OT
10/1	at San Diego State	L, 31-10
10/8	at New Mexico	W, 27-24
10/15	Colorado State (H)	W, 24-14
10/22	at Notre Dame	L, 49-23
10/29	Air Force	W, 62-41
11/5	at UNLV	W, 55-14
11/12	at Wyoming	W, 35-21
11/19	Utah	L, 41-34 OT
12/22	^California (B)	L, 35-28



YEAR-BY-YEAR RESULTS

2006 Record: 11-2 Mountain West Conference (1st) Coach: Bronco Mendenhall		
DATE	OPPONENT	RESULT
9/2	at Arizona	L, 16-13
9/9	Tulsa	W, 49-24
9/16	at Boston College	L, 30-23 OT
9/23	Utah State	W, 38-0
9/28	at TCU	W, 31-17
10/7	San Diego State	W, 47-17
10/21	UNLV (H)	W, 52-7
10/28	at Air Force	W, 33-14
11/4	at Colorado State	W, 24-3
11/9	Wyoming	W, 55-7
11/18	New Mexico	W, 42-17
11/25	at Utah	W, 33-31
12/21	^Oregon (B)	W, 38-8

2007 Record: 11-2 Mountain West Conference (1st) Coach: Bronco Mendenhall		
DATE	OPPONENT	RESULT
9/1	Arizona	W, 20-7
9/8	at UCLA	L, 27-17
9/15	at Tulsa	L, 55-47
9/22	Air Force (H)	W, 31-6
9/29	at New Mexico	W, 31-24
10/13	at UNLV	W, 24-14
10/20	Eastern Wash.	W, 42-7
11/3	Colorado State	W, 35-16
11/8	TCU	W, 27-22
11/16	at Wyoming	W, 35-10
11/24	Utah	W, 17-10
12/1	at San Diego State	W, 48-27
12/22	^UCLA (B)	W, 17-16

2008 Record: 10-3 Mountain West Conference (3rd) Coach: Bronco Mendenhall		
DATE	OPPONENT	RESULT
8/30	Northern Iowa	W, 41-17
9/6	at Washington	W, 28-27
9/13	UCLA	W, 59-0
9/20	Wyoming	W, 44-0
10/3	at Utah State	W, 34-14
10/11	New Mexico (H)	W, 21-3
10/16	at TCU	L, 32-7
10/25	UNLV	W, 42-35
11/1	at Colorado State	W, 45-42
11/8	San Diego State	W, 41-12
11/15	at Air Force	W, 38-24
11/22	at Utah	L, 48-24
12/20	^Arizona (B)	L, 31-21

2009 Record: 11-2 Mountain West Conference (2nd) Coach: Bronco Mendenhall		
DATE	OPPONENT	RESULT
9/5	^Oklahoma	W, 14-13
9/12	at Tulane	W, 54-3
9/19	Florida State	L, 54-28
9/26	Colorado State	W, 42-23
10/2	Utah State	W, 35-17
10/10	at UNLV	W, 59-21
10/17	at San Diego State	W, 38-28
10/24	TCU (H)	L, 38-7
11/7	at Wyoming	W, 52-0
11/14	at New Mexico	W, 24-19
11/21	Air Force	W, 38-21
11/28	Utah	W, 26-23 OT
12/22	^Oregon State (B)	W, 44-20

2010 Record: 7-6 Mountain West Conference (T-3rd) Coach: Bronco Mendenhall		
DATE	OPPONENT	RESULT
9/4	Washington	W, 23-17
9/11	at Air Force	L, 35-14
9/18	at Florida State	L, 34-10
9/25	Nevada	L, 27-13
10/1	at Utah State	L, 31-16
10/9	San Diego St. (H)	W, 24-21
10/16	at TCU	L, 31-3
10/23	Wyoming	W, 25-20
11/6	UNLV	W, 55-7
11/13	at Colorado State	W, 49-10
11/20	New Mexico	W, 40-7
11/27	at Utah	L, 17-16
12/18	^UTEP (B)	W, 52-24

2011 Record: 10-3 Independent Coach: Bronco Mendenhall		
DATE	OPPONENT	RESULT
9/3	at Ole Miss	W, 14-13
9/10	at Texas	L, 17-16
9/17	Utah	L, 54-10
9/23	UCF	W, 24-17
9/30	Utah State	W, 27-24
10/8	San Jose State (H)	W, 29-16
10/15	at Oregon State	W, 38-28
10/22	Idaho State	W, 56-3
10/28	^TCU	L, 38-28
11/12	Idaho	W, 42-7
11/19	New Mexico State	W, 42-7
12/3	at Hawaii	W, 41-20
12/30	^Tulsa (B)	W, 24-21

2012 Record: 8-5 Independent Coach: Bronco Mendenhall		
DATE	OPPONENT	RESULT
8/30	Washington State	W, 30-6
9/8	Weber State	W, 45-13
9/15	at Utah	L, 24-21
9/20	at Boise State	L, 7-6
9/28	Hawaii	W, 47-0
10/5	Utah State	W, 6-3
10/13	Oregon State (H)	L, 42-24
10/20	at Notre Dame	L, 17-14
10/27	at Georgia Tech	W, 41-17
11/10	Idaho	W, 52-13
11/17	at San Jose State	L, 20-14
11/24	at New Mexico St.	W, 50-14
12/20	^San Diego St. (B)	W, 23-6

2013 Record: 8-5 Independent Coach: Bronco Mendenhall		
DATE	OPPONENT	RESULT
8/31	at Virginia	L, 19-16
9/7	Texas	W, 40-21
9/21	Utah	L, 20-13
9/27	Middle Tennessee	W, 37-10
10/4	at Utah State	W, 31-14
10/12	Georgia Tech (H)	W, 38-20
10/19	at Houston	W, 47-46
10/25	Boise State	W, 37-20
11/9	at Wisconsin	L, 27-17
11/16	Idaho State	W, 59-13
11/23	at Notre Dame	L, 23-13
11/30	at Nevada	W, 28-23
12/27	^Washington (B)	L, 31-16

2014 Record: 8-5 Independent Coach: Bronco Mendenhall		
DATE	OPPONENT	RESULT
8/29	at UConn	W, 35-10
9/6	at Texas	W, 41-7
9/11	Houston	W, 33-25
9/20	Virginia	W, 41-33
10/3	Utah State	L, 35-20
10/9	at UCF	L, 31-24 OT
10/18	Nevada(H)	L, 42-35
10/24	at Boise State	L, 55-30
11/1	at MTSU	W, 27-7
11/15	UNLV	W, 42-23
11/22	Savannah State	W, 64-0
11/29	at California	W, 42-35
12/22	^Memphis (B)	L, 56-48 2OT

2015 Record: 9-4 Independent Coach: Bronco Mendenhall		
DATE	OPPONENT	RESULT
9/5	at Nebraska	W, 33-28
9/12	Boise State	W, 35-24
9/19	at UCLA	L, 24-23
9/26	at Michigan	L, 31-0
10/2	UConn	W, 30-13
10/10	Cincinnati	W, 45-38
10/16	Cincinnati	W, 38-24
10/24	Wagner	W, 70-6
11/6	at San Jose State	W, 17-16
11/14	^Missou	L, 20-16
11/21	Fresno State	W, 52-10
11/28	at Utah State	W, 51-28
12/19	^Utah (B)	L, 35-28

**40-YEAR RESULTS/RANKING**

	FINISH	RANK (HIGH)	TOTAL OFF	PASS OFF	SCORE OFF	TOTAL DEF	RUSH DEF	PASS DEF	SCORE OFF
1976	9-3	Unranked	424.4	307.8	31.9	322.2	154.7	167.0	16.5
WAC	T-1st		1st	1st	1st	2nd	2nd	5th	1st
NCAA		(17th)	6th	1st	8th	----	24th	----	45th
1977	9-2	20th AP	470.2	341.6	39.4	333.6	160.9	172.8	15.0
WAC	T-1st	16th UPI	1st	1st	1st	3rd	3rd	4th	2nd
NCAA		(12th)	3rd	1st	2nd	----	----	----	----
1978	9-4	Unranked	364.9	238.2	25.3	320.2	157.6	162.6	14.7
WAC	1st		5th	1st	2nd	3rd	2nd	6th	1st
NCAA			----	8th	----	----	37th	----	27th
1979	11-1	13th AP	521.4	368.3	40.6	277.7	155.0	122.6	11.4
WAC	1st	12th UPI	1st	1st	1st	1st	1st	1st	1st
NCAA		(9th)	1st	1st	1st	29th	37th	40th	12th
1980	12-1	12th AP	535.0	409.8	46.7	343.0	160.1	182.9	16.5
WAC	1st	11th UPI	1st	1st	1st	2nd	3rd	5th	1st
NCAA		(11th)	1st	1st	1st	----	----	----	----
1981	11-2	13th AP	480.3	356.9	38.7	322.4	138.2	184.2	18.3
WAC	1st	11th UPI	1st	1st	1st	3rd	2nd	4th	2nd
NCAA		(8th)	3rd	1st	1st	----	----	----	----
1982	8-4	Unranked	466.2	289.8	32.5	326.7	168.9	157.8	15.2
WAC	1st	(19th)	1st	1st	2nd	3rd	6th	1st	1st
NCAA			2nd	5th	7th	-----	----	20th	16th
1983	11-1	7th AP	584.2	381.2	44.0	376.5	129.9	246.6	20.9
WAC	1st	7th UPI	1st	1st	1st	4th	2nd	9th	3rd
NCAA		(7th)	1st	1st	2nd	-----	26th	-----	50th
1984	13-0	1st AP	486.5	346.2	36.0	321.3	161.8	159.5	13.8
WAC	1st	1st UPI	1st	1st	1st	2nd	4th	1st	1st
NCAA		(1st)	1st	1st	2nd	32nd	----	27th	10th
1985	11-3	16th AP	500.2	354.5	33.5	297.9	124.6	173.3	13.5
WAC	1st	17th UPI	1st	1st	3rd	1st	2nd	1st	1st
NCAA		(7th)	1st	1st	7th	18th	19th	35th	12th
1986	8-5	Unranked	406.6	235.6	25.0	277.8	88.8	189.0	17.1
WAC	2nd	(9th)	4th	7th	4th	2nd	1st	2nd	1st
NCAA			19th	20th	39th	10th	6th	55th	24th
1987	9-4	Unranked	382.7	291.8	27.8	353.0	136.6	216.4	22.6
WAC	2nd		6th	5th	6th	4th	2nd	3rd	4th
NCAA			33rd	9th	22nd	51st	23rd	88th	55th
1988	9-4	Unranked	456.9	322.8	33.4	320.3	131.4	188.8	22.0
WAC	T-3rd	(18th)	3rd	2nd	5th	2nd	2nd	2nd	3rd
NCAA			13th	4th	13th	34th	23rd	55th	52nd
1989	10-3	22 AP	540.4	394.3	40.3	404.6	137.7	266.9	26.6
WAC	1st	18 UPI	1st	1st	1st	3rd	2nd	9th	3rd
NCAA		(15th)	2nd	2nd	4th	80th	36th	104th	74th
1990	10-3	22 AP	565.8	448.3	42.5	390.8	116.3	253.3	23.8
WAC	1st	17 UPI	1st	1st	1st	5th	2nd	1st	4th
NCAA		(4th)	2nd	2nd	2nd	74th	20th	42nd	56th
1991	8-3-2	23rd AP	479.5	343.8	35.0	431.3	156.8	274.5	25.7
WAC	1st	23rd CNN	1st	1st	1st	6th	3rd	8th	4th
NCAA		(23rd)	5th	2nd	11th	96th	53rd	92nd	74th
1992	8-5	Unranked	459.8	297.9	29.6	360.0	128.9	231.1	22.9
WAC	T-1st	Unranked	2nd	1st	4th	1st	1st	3rd	2nd
NCAA		(22nd)	7th	5th	16th	60th	23rd	49th	58th
1993	6-6	Unranked	474.7	369.1	35.5	475.7	227.7	248.0	37.0
WAC	T-1st	(17th)	3rd	1st	2nd	10th	10th	7th	9th
NCAA			9th	2nd	12th	104th	102nd	94th	103rd
1994	10-3	18th AP	457.4	312.9	29.5	383.6	121.4	262.2	24.5
WAC	T-2nd	10th CNN	2nd	1st	6th	6th	3rd	8th	5th
NCAA		(10th)	9th	3rd	26th	71st	22nd	90th	61st
1995	7-4	Unranked	411.8	315.4	27.9	377	167.7	209.3	24.4
WAC	T-1st	(25th)	7th	1st	6th	4th	4th	4th	5th
NCAA			28th	5th	36th	62nd	62nd	61st	58th
1996	14-1	5th AP	478	295.9	40.8	316.6	124.6	192.0	18.7
WAC	1st	5th CNN	2nd	4th	1st	1st	1st	3rd	1st
NCAA		(5th)	6th	13th	5th	25th	27th	36th	25th



40-YEAR YEAR RESULTS/RANKINGS

	FINISH	RANK (HIGH)	TOTAL OFF	PASS OFF	SCORE OFF	TOTAL DEF	RUSH DEF	PASS DEF	SCORE DEF
1997	6-5	Unranked	335.6	227.3	22.7	358.0	164.4	193.6	23.1
WAC	5th PD	(16th)	9th	2nd	9th	10th	10th	10th	7th
NCAA			73rd	39th	68th	52nd	66th	72nd	50th
1998	9-5	Unranked	381.7	236.9	28.8	273.9	91.2	182.7	19.2
WAC	2nd		5th	1st	3rd	1st	1st	3rd	2nd
NCAA			44th	34th	37th	5th	5th	21st	25th
1999	8-4	Unranked	425.6	324.3	30.2	307.8	102.5	205.3	20.9
MWC	T-1st	(12th)	1st	1st	2nd	2nd	1st	5th	4th
NCAA			13th	8th	28th	21st	14th	39th	32nd
2000	6-6	Unranked	374.0	274.6	23.3	345.0	121.7	223.3	25.8
MWC	T-3rd		4th	1st	4th	4th	2nd	8th	7th
NCAA			55th	16th	73rd	40th	30th	72th	66th
2001	12-2	25th AP	542.8	325.0	46.8	448.5	202.8	245.7	30.5
MWC	1st	24th ESPN	1st	1st	1st	6th	5th	7th	6th
NCAA		(7th)	1st	7th	1st	102nd	95th	88th	85th
2002	5-7	Unranked	381.8	260.8	22.7	384.7	177.8	206.9	27.8
MWC	7th	(24th)	5th	3rd	7th	5th	7th	3rd	5th
NCAA			50th	27th	87th	69th	91st	48th	72nd
2003	4-8	Unranked	314.6	215.0	16.3	307.0	130.8	176.2	25.8
MWC	T-4th		7th	4th	8th	2nd	3rd	2nd	7th
NCAA			102nd	64th	109th	14th	33rd	8th	62nd
2004	5-6	Unranked	384.0	279.5	24.3	378.5	149.3	229.3	26.8
MWC	3rd		3rd	1st	4th	5th	4th	8th	5th
NCAA			48th	12th	69th	59th	59th	78th	70th
2005	6-6	Unranked	462.4	310.1	33.0	417.1	147.8	269.3	29.2
MWC	T-2nd		2nd	1st	2nd	7th	3rd	9th	5th
NCAA			13th	6th	24th	91st	57th	104th	83rd
2006	11-2	16th AP	465.5	323.5	36.8	319.2	114.1	205.1	14.7
MWC	1st	15th USA	1st	1st	1st	3rd	4th	5th	2nd
NCAA		(15th)	4th	4th	5th	38th	31st	65th	10th
2007	11-2	14th AP	442.8	298.38	30.1	307.9	97.5	210.4	18.5
MWC	1st	14th USA	1st	1st	1st	1st	1st	6th	2nd
NCAA		(14th)	25th	14th	47th	10th	9th	32nd	9th
2008	10-3	25st AP	444.8	310.4	34.2	355.9	140.3	215.6	21.9
MWC	3rd	21st USA	1st	1st	2nd	6th	5th	8th	3rd
NCAA		(7th)	16th	6th	20th	59th	60th	74th	39th
2009	11-2	12th AP	427.2	281.5	35.5	329.1	110.2	218.9	21.5
MWC	2nd	12th USA	2nd	1st	2nd	4th	2nd	5th	4th
NCAA		(7th)	21st	17th	11th	28th	21st	63rd	29th
2010	7-6	Unranked	366.5	198.4	26.2	330.8	138.6	192.2	21.6
MWC	T-3rd	(25th)	5th	5th	5th	2nd	3rd	3rd	4th
NCAA			73rd	76th	70th	24th	45th	23rd	32nd
2011	10-3	25th USA	405.7	245.4	30.1	312.9	112.9	200.8	20.4
INDY		Unranked	2nd	2nd	1st	1st	1st	2nd	32nd
NCAA		(25th)	41st	47th	42nd	13th	19th	32nd	22nd
2012	8-5	Unranked	400.4	247.2	28.7	266.1	86.9	179.2	14.0
INDY		Unranked	3rd	1st	1st	1st	1st	2nd	2nd
NCAA		(25th)	60th	50th	65th	3rd	2nd	10th	3rd
2013	8-5	Unranked	493.7	226.3	30.2	378.8	159.9	218.9	22.1
INDY			1st	4th	2nd	2nd	1st	4th	1st
NCAA			14th	73rd	55th	48th	57th	46th	22nd
2014	8-5	Unranked	460.5	278.7	37.1	391.5	121.8	269.7	27.5
INDY		(18th)	1st	2nd	1st	1st	1st	4th	2nd
NCAA			26th	26th	14th	56th	20th	112th	71st
2015	9-4	Unranked	424.8	296.5	33.7	345.7	143.8	201.8	22.8
INDY		(19th)	2nd	1st	2nd	1st	1st	2nd	2nd
NCAA			49th	21st	40th	23rd	34th	31st	34th



BYU VS. OPPONENTS ALL-TIME W/L

OPPONENT	WON	LOST	TIE	FIRST	LAST
Air Force Academy	24	7	0	1956	2010
Alabama	0	1	0	1998	1998
Arizona	9	12	1	1936	2008
Arizona State	7	20	0	1935	1998
Arkansas State	1	0	0	1996	1996
Baylor	1	1	0	1983	1984
Boise State	2	4	0	2003	2015
Boston College	1	2	0	1985	2006
Bowling Green	1	1	0	1975	1983
California	3	1	0	1999	2005
California-Davis	2	2	1	1926	1937
Cal Poly	1	0	0	1960	1960
Cincinnati	1	0	0	2015	2015
Colorado College	4	3	0	1923	1936
Colorado	3	8	1	1923	1988
Colorado Mines	1	1	1	1922	1927
Colorado State	39	27	3	1922	2010
Colo. St. Teachers	6	3	1	1923	1937
Connecticut	2	0	0	2014	2015
Denver	7	15	0	1933	1960
East Carolina	1	0	0	2015	2015
Eastern Illinois	1	0	0	2005	2005
Eastern Washington	1	0	0	2007	2007
Florida State	0	4	0	1991	2010
Fort Douglas	0	1	0	1942	1942
Fort Hood	1	0	0	1950	1950
Fresno State	5	5	0	1956	2015
George Washington	0	2	0	1962	1963
Georgia	0	1	0	1982	1982
Georgia Tech	3	1	0	2002	2013
Hawaii	21	8	0	1930	2012
Houston	2	0	0	2014	2014
Idaho, College of	1	0	1	1928	1930
Idaho	3	2	0	1953	2012
Idaho State	5	0	0	1932	2013
Indiana	0	1	0	1979	1979
Iowa	0	0	1	1991	1991
Iowa State	0	4	0	1968	1974
Kansas	0	1	0	1992	1992
Kansas State	4	4	0	1957	1997
Long Beach State	5	0	0	1972	1981
Los Angeles State	1	0	0	1955	1955
Louisville	0	1	0	2001	2001
Marshall	0	1	0	1999	1999
Miami	1	1	0	1988	1990
Michigan	1	1	0	1984	2015
Michigan State	First Meeting				
Middle Tennessee	2	0	0	2013	2014
Mississippi State	1	1	0	2000	2001
Missouri	1	1	0	1983	2015
Montana	12	4	0	1937	1963
Montana State	8	7	0	1923	1947
Mt. St. Charles (Carroll)	0	0	1	1930	1930
Murray State	1	0	0	1998	1998
Navy	1	1	0	1978	1989
Nebraska	1	0	0	2015	2015
New Mexico	45	14	1	1951	2010
New Mexico State	2	0	0	2011	2012
Nevada	5	3	2	1929	2014
North Texas	3	2	0	1958	1980
Northeast Louisiana	1	0	0	1994	1994
Northern Arizona	2	0	0	1938	1939
Northern Iowa	1	0	0	2008	2008

Notre Dame	2	6	0	1992	2013
Occidental	2	0	0	1932	1934
Ohio State	0	3	0	1982	1993
Oklahoma	2	0	0	1994	2009
Oklahoma State	0	2	0	1974	1976
Ole Miss	1	0	0	2011	2011
Oregon	3	3	0	1964	2006
Oregon State	5	6	0	1955	2012
Pacific	2	3	0	1958	1966
Pacific Fleet	0	2	0	1948	1949
Penn State	1	2	0	1989	1992
Pepperdine	3	1	0	1948	1951
Pittsburgh	1	1	0	1984	1987
Portland	0	2	0	1937	1938
Regis	1	0	0	1930	1930
Rice	1	1	0	1996	1997
San Diego State	28	7	1	1947	2012
San Diego NAS	1	0	0	1952	1952
San Francisco	0	2	0	1931	1941
San Jose State	7	10	0	1946	2015
Savannah State	1	0	0	2014	2014
South Dakota	1	0	0	1932	1932
Southern Methodist	3	0	0	1980	1997
Southern Mississippi	1	1	0	1975	1976
Southern Utah	First Meeting				
Stanford	0	2	0	2003	2004
Syracuse	1	1	0	2000	2002
Temple	2	0	0	1985	1986
Texas	4	1	0	1987	2014
Texas A&M	2	1	0	1979	1996
TCU	5	6	0	1987	2011
Texas Tech	0	1	0	1940	1940
Toledo	First Meeting				
Tulane	2	1	0	1998	2009
Tulsa	6	1	0	1971	2007
UAY All-Stars	1	0	0	1931	1931
UCF	1	1	0	2011	2014
UCLA	3	8	0	1983	2015
UMass	First Meeting				
UNLV	16	3	0	1978	2014
U.S. Marines	0	1	0	1933	1933
USC	0	2	0	2003	2004
UNLV	16	3	0	1978	2014
UTEP	29	7	1	1946	2010
Utah	31	55	4	1922	2015
Utah State	47	35	3	1922	2015
Virginia	2	3	0	1987	2014
Wagner	1	0	0	2015	2015
Washington	4	5	0	1985	2013
Washington State	3	1	0	1981	2012
Weber State	3	0	0	1973	2012
West Texas State	0	1	0	1961	1961
West Virginia	First Meeting				
Western Michigan	3	2	0	1962	1970
Western State	20	0	0	1923	1951
Wichita State	0	1	0	1956	1956
Wisconsin	1	1	0	1980	2013
Wyoming	44	30	3	1922	2010

OVERALL RECORD 555 402 26 1922 2015

2016 OPPONENTS IN BOLD

BYU BOWL HISTORY


BYU BOWL RESULTS					
YEAR	OPPONENT	CONFERENCE	BOWL	W/L	SCORE
1974	Oklahoma St.	Big Eight	Fiesta	L	16-6
1976	Oklahoma St.	Big Eight	Tangerine	L	49-21
1978	Navy	Independent	Holiday	L	23-16
1979	Indiana	Big 10	Holiday	L	38-37
1980	SMU	Southwest	Holiday	W	46-45
1981	Washington St.	Pac-10	Holiday	W	38-36
1982	Ohio State	Big 10	Holiday	L	47-17
1983	Missouri	Big Eight	Holiday	W	21-17
1984	Michigan	Big 10	Holiday	W	24-17
1985	Ohio State	Big 10	Citrus	L	10-7
1986	UCLA	Pac-10	Freedom	L	31-10
1987	Virginia	Atlantic Coast	All-American	L	22-16
1988	Colorado	Big Eight	Freedom	W	20-17
1989	Penn State	Independent	Holiday	L	50-39
1990	Texas A&M	Southwest	Holiday	L	65-14
1991	Iowa	Big 10	Holiday	T	13-13
1992	Kansas	Big Eight	Aloha	L	23-20
1993	Ohio State	Big 10	Holiday	L	28-21
1994	Oklahoma	Big Eight	Copper	W	31-6
1996	Kansas St.	Big 12	Cotton	W	19-15
1998	Tulane	C-USA	Liberty	L	41-27
1999	Marshall	Mid-American	Motor City	L	21-3
2001	Louisville	C-USA	Liberty	L	28-10
2005	California	Pac-10	Las Vegas	L	35-28
2006	Oregon	Pac-10	Las Vegas	W	38-8
2007	UCLA	Pac-10	Las Vegas	W	17-16
2008	Arizona	Pac-10	Las Vegas	L	21-31
2009	Oregon State	Pac-10	Las Vegas	W	44-20
2010	UTEP	C-USA	New Mexico	W	52-24
2011	Tulsa	C-USA	Armed Forces	W	24-21
2012	San Diego State	MWC	Poinsettia	W	23-6
2013	Washington	Pac-12	Fight Hunger	L	16-31
2014	Memphis*	American	Miami Beach	L	48-55 2OT
2015	Utah	Pac-12	Las Vegas	L	35-28
TOTAL					13-20-1



Linebacker Kyle Van Noy essentially took over for BYU in the 2012 Poinsettia Bowl, forcing and recovering a fumble for the go-ahead touchdown and minutes later returning an interception for his second-defensive score of the 4th quarter en route to a 23-6 victory over SDSU.



LaVell Edwards celebrates BYU's 19-15 Cotton Bowl victory over Kansas State in 1997. It has been the Cougars only New Year's Day bowl game.



In one of the greatest bowls games in NCAA history, BYU overcame a 45-25 deficit with 4:07 left in the game to win 46-45 in the 1980 Holiday Bowl over SMU, nicknamed the "Miracle Bowl." With 4:07 remaining in the game, SMU scored to go ahead, 45-25. From there the Cougars connected on a TD pass, recovered an on-side kick, scored on a one-yard run by Scott Phillips, and blocked a punt. Finally, with three seconds left on the clock, Jim McMahon connected on a "Hail Mary" pass of 41 yards to Clay Brown, who is located somewhere at the bottom of the pile.



Quarterback Steve Young actually caught the game-winning touchdown from running back Eddie Stinnett with under one minute to play vs. Missouri to win the 1983 Holiday Bowl 21-17.



Robbie Bosco led BYU to a 24-17 over Michigan to secure BYU's 1984 National Championship in the Holiday Bowl.



BYU BOWL HISTORY

1974 FIESTA BOWL

12/28/74 TEMPE, ARIZ. (50,878)
OKLAHOMA STATE 16, BYU 6

Oklahoma State	0	7	3	6	16
Brigham Young	6	0	0	0	6

TEAM STATISTICS	OKLA. ST.	BYU
Rushes-Yards	55-147	36-120
Passing Yards	77	181
Passes	7-18-0	15-31-3

SCORING:

BYU – Uselman 30-yard field goal
BYU – Uselman 43-yard field goal
OSU – Walker 12-yard run (Daigle kick)
OSU – Daigle 42-yard field goal
OSU – Bain 40-yard pass from Thompson (kick failed)

GAME SUMMARY:

Competing in its first post-season bowl game ever, BYU played Western Athletic Conference host to the Oklahoma State Cowboys before a crowd of 50,878. The Cougars got off to a quick start with two field goals during the first quarter before All-WAC quarterback Gary Sheide suffered a dislocated shoulder in the last moments of the quarter. He was replaced by junior reserve Mark Giles. The Cowboys took the scoring lead during the second quarter on a touchdown run around left end, giving Oklahoma State a 7-6 halftime advantage. OSU regained possession of the ball on the Cougars' 17-yard line after intercepting Giles, but the Cowboys were unable to convert on the turnover. A field goal from 32 yards out put the Cowboys in front 10-6 at the end of the third quarter. With 1:14 remaining in the game, Oklahoma State scored another touchdown on a 40-yard halfback pass to complete the scoring. The Cougars out-gained Oklahoma State in total yardage, 301-224. Giles was 11 of 26 for 138 yards. After three losses and a tie to open the season, the Cougars reeled off seven straight victories prior to the bowl game.

1976 TANGERINE BOWL

12/18/76 ORLANDO, FLA. (37,812)
OKLAHOMA STATE 49, BYU 21

Oklahoma State	7	21	21	0	49
Brigham Young	0	14	0	7	21

TEAM STATISTICS	OKLA. ST.	BYU
Rushes-Yards	70-375	26-46
Passing Yards	27	209
Passes	2-10-0	23-34-4

SCORING:

OSU – Dawson 36 pass interception (Daigle kick)
BYU – Christensen 1-yard run (Taylor kick)
OSU – Weatherbie 2-yard run (Daigle kick)
OSU – Miller 3-yard run (Daigle kick)
BYU – Thompson 27-yard pass from Nielson (Taylor kick)
OSU – Miller 78-yard run (Daigle kick)
BYU – Lowry 102-yard kickoff return (Taylor kick)
OSU – R. Turner 1-yard run (kick failed)
OSU – Miller 6-yard run (Lisle pass from Weatherbie)
OSU – Miller 1-yard run (Daigle kick)

GAME SUMMARY:

Powerful Oklahoma State, sparked by All-American Terry Miller (173 yards rushing on 23 carries), used four pass interceptions and a fumble recovery to capture the 31st annual Tangerine Bowl contest. Defensively, the Cowboys yielded only 46 yards rushing. The Cougars, however, stayed close in the first half, which ended 28-14. Dave Lowry returned the second-half kickoff 102 yards (a Tangerine Bowl record) to move the Cougars to within seven at 28-21. From there, it was all Cowboys. BYU's Gifford Nielsen completed 23 of 34 passes for 209 yards and one touchdown, but the Cougars could only roll up 255 yards to Oklahoma State's 402. BYU entered the game with a 9-2 record, while Oklahoma State came in after tying for the Big 8 title. The Cowboys missed out on the Orange Bowl because of the conference tie-breaking formula. Later, the stadium was expanded and the name changed to the Florida Citrus Bowl.

1978 HOLIDAY BOWL

12/22/78 SAN DIEGO, CALIF. (52,500)
NAVY 23, BYU 16

Navy	0	3	7	13	23
Brigham Young	3	6	7	0	16

TEAM STATISTICS	NAVY	BYU
Rushes-Yards	58-214	33-74
Passing Yards	138	181
Passes	8-14-1	16-34-2

SCORING:

BYU – Johnson 33-yard field goal
NAVY – Tata 40-yard field goal
BYU – Chronister 10-yard pass McMahon (Johnson kick)
BYU – McMahon 2-yard run (Johnson kick)
NAVY – Tolbert 4-yard run (Tata kick)
NAVY – Tata 28-yard field goal
NAVY – McConkey 65-yard pass from Leszczynski (Tata kick)
NAVY – Tata 27-yard field goal

GAME SUMMARY:

The inaugural Holiday Bowl pitted two teams with local drawing power, the Naval Academy and Brigham Young University. Despite chilly temperatures, the two teams engaged in a hard-hitting battle. Defense dominated the first two quarters. Brent Johnson put the Cougars on the scoreboard first with a 33-yard field goal with 8:26 left in the first quarter. But Navy's Bob Tata boomed a 40-yard field goal to tie the score at 3-3. Jim McMahon sent the Cougars ahead with a 10-yard pass to Mike Chronister, but Johnson missed the PAT. McMahon ran another in from two yards out in the third period for a 16-3 BYU lead. Navy cut the lead to 16-10 after three quarters and then tied the game on two field goals in the fourth quarter, but it was a 65-yard pass to Phil McConkey that did the Cougars in. Some 52,500 witnessed the game in person. McConkey was named Best Offensive Player and BYU's Tom Enlow won Best Defensive Player honors. Navy finished the year at 9-3, BYU at 9-4.



BYU BOWL HISTORY

1979 HOLIDAY BOWL

12/21/79 SAN DIEGO, CALIF. (52,200)
INDIANA 38, BYU 37

Indiana	14	7	10	7	38
Brigham Young	14	3	17	3	37

TEAM STATISTICS	INDIANA	BYU
Rushes-Yards	59-183	30-140
Passing Yards	171	380
Passes	11-30-1	28-43-3

SCORING:

BYU – Lane 1-yard run (Johnson kick)
IND – Stephenson 38-yard pass from Clifford (Kellog kick)
IND – Clifford 1-yard run (Kellog kick)
BYU – Wilson 3-yard run (Johnson kick)
BYU – Johnson 40-yard field goal
IND – Clifford 1-yard run (Kellog kick)
BYU – Jones 13-yard pass from Wilson (Johnson kick)
IND – Harkrader 1-yard run (Kellog kick)
IND – Kellog 26-yard field goal
BYU – Johnson 29-yard field goal
BYU – Lane 15-yard pass from Wilson (Johnson kick)
BYU – Johnson 28-yard field goal
IND – Wilbur 62-yard punt return (Kellog kick)

GAME SUMMARY:

The 1979 season ended with BYU leading the nation in scoring, passing and total offense. At 11-0, the Cougars were one of the few undefeated, untied teams in the nation. Those kinds of credentials, along with its No. 9 national ranking in the UPI and AP polls made BYU the favorite over the at-large entry, Indiana. The opportunistic Hoosiers played the Cougars tough, holding a 21-17 lead at the half. BYU jumped ahead in the third quarter, 24-21, on a 13-yard pass from All-American Marc Wilson to Homer Jones. The Cougars fell behind, 31-24, but regained the lead at 34-31 on a 15-yard pass to Eric Lane. With 12:14 left to play, BYU padded the lead on the third field goal of the game by Brent Johnson. But midway through the fourth quarter, Indiana's Tim Wilbur returned a punt 62 yards to push the Hoosiers ahead 38-37. With 2:06 remaining, the Cougars moved the ball 69 yards to the Indiana 10. Then, with 11 seconds left, Johnson missed a 27-yard field goal that would have won the game. Wilson was voted the MVP on offense (28 of 43 for 380 yards) and Indiana's Wilbur won the honor for defense. Clay Brown caught nine passes for 142 yards. Lane grabbed nine passes for 79 yards and also scored a rushing touchdown. Jones scored a touchdown and had 126 yards on seven kickoff returns.

1980 HOLIDAY BOWL

12/19/80 SAN DIEGO, CALIF. (50,200)
BYU 46, SOUTHERN METHODIST 45

Brigham Young	7	6	6	27	46
Southern Methodist	19	10	9	7	45

TEAM STATISTICS	SMU	BYU
Rushes-Yards	66-393	24-(-2)
Passing Yards	53	446
Passes	6-11-0	32-49-1

SCORING:

SMU – Dickerson 15-yard run (Garcia kick)
SMU – James 45-yard run (Garcia kick)
SMU – Safety
SMU – Garcia 42-yard field goal
BYU – Brown 64-yard pass from McMahon (Gunterh kick)
SMU – James 3-yard pass from McIlhenry (Garcia kick)
SMU – Garcia 44-yard field goal
BYU – Sikahema 83-yard punt return (pass failed)
SMU – Dickerson 1-yard run (pass failed)
BYU – Brown 13-yard pass from McMahon (pass failed)
SMU – Garcia 42-yard field goal
BYU – Phillips 1-yard run (pass failed)
SMU – James 42-yard run (Garcia kick)
BYU – Braga 15-yard pass from McMahon (Pass failed)
BYU – Phillips 1-yard run (pass to Phillips)
BYU – Brown 41-yard pass from McMahon (Gunterh kick)

GAME SUMMARY:

One observer said the 1980 Holiday Bowl was actually two ball games--a contest which lasted most of four quarters and another of four minutes duration. SMU controlled the "first game," leaving the Cougars behind 20 points with only minutes remaining. Unfortunately, many fans either turned off their TV sets or left the stadium in San Diego before the "second game" began. In the final four minutes, BYU surged to a stunning 46-45 win. For 56 minutes the Mustangs taught the Cougars a lesson in running the football. The Mustangs' two great running backs, Craig James and Eric Dickerson, rushed for a combined total of 335 yards. With 4:07 remaining in the game, SMU scored to go ahead, 45-25. From there the Cougars connected on a TD pass, recovered an on-side kick, scored on a one-yard run by Scott Phillips, and blocked a punt. Finally, with three seconds left on the clock, Jim McMahon connected on a "Hail Mary" pass of 41 yards to Clay Brown. With the score tied, Kurt Gunther kicked the extra point to send BYU fans streaming onto the field. McMahon was 32 of 49 passes for 446 yards. It may have been the most exciting bowl game ever, with the Cougars getting 21 points in the final 2:33. Ironically, four passes on conversion attempts had failed before McMahon hit Phillips after the next-to-last touchdown to cut a 45-31 deficit to 45-39 and put the Cougars in a position to win the game with one more score. The 50-yard drive was set up when Todd Shell recovered a Brent Johnson on-side-kick at midfield. SMU got the ball back with 1:57 but had to punt. The kick was blocked by defensive back Bill Schoepflin and recovered by the SMU punter, Eric Kaifes, with 13 seconds left. McMahon threw one incomplete pass intended for Brown and another for Lloyd Jones before unleashing the famous pass to Brown in the end zone with no time left on the clock.



BYU BOWL HISTORY

1981 HOLIDAY BOWL

12/18/81 SAN DIEGO CALIF. (52,419)

BYU 38, WASHINGTON STATE 36

Brigham Young	7	17	7	7	38
Washington St.	0	7	21	8	36

TEAM STATISTICS	WASH. ST.	BYU
Rushes-Yards	53-245	32-69
Passing Yards	106	368
Passes	8-25-2	28-44-0

SCORING:

BYU – Plater 35-yd pass fr. McMahon (Gunther kick)
 BYU – Hudson 7-yd pass fr. McMahon (Gunther kick)
 WSU – Turner 2-yd run (Leland kick)
 BYU – Gunther 20-yd field goal
 BYU – Hamilton 1-yd run (Gunther kick)
 BYU – Holmoe 35-yd interception return (Gunther kick)
 WSU – Lavomme 18-yd run (Beech pass)
 WSU – Williams 5-yd run (pass failed)
 WSU – Turner 13-yd run (Leland kick)
 BYU – Pettis 11-yd pass fr. McMahon (Gunther kick)
 WSU – Martin 1-yd run (Turner run)

GAME SUMMARY:

The 1981 edition of the Holiday Bowl fit the mold of its predecessors. This time it was the Cougars of BYU versus the Cougars of Washington State, playing before a crowd of 52,419. BYU held a 24-7 lead at halftime, then pushed the score to 31-7 as Tom Holmoe intercepted a pass and returned it 35 yards to give the WAC champions a comfortable edge. As the second half progressed, it appeared BYU would be the come-from-behind victim in this one. With only 59 seconds left in the third quarter, Washington State scored to make it 31-28. But Jim McMahon took over moving BYU 82 yards for a score to stretch the lead to 38-28. Statistically, it was a typical McMahon game, 27 of 43 with no interceptions and three touchdowns. Tight end Gordon Hudson had an excellent game, collecting seven catches for 126 yards and a touchdown. Dan Plater also caught a touchdown pass and Waymon Hamilton scored on the ground. Washington State quarterbacks Clete Casper and Ricky Turner completed only eight passes for 106 yards but Turner had 82 yards rushing while Don LaBomme had 79. Each team scored five touchdowns, so the difference actually came midway through the second quarter when Kurt Gunther connected on a 20-yard field goal after a BYU drive stalled on the Washington State three.

1982 HOLIDAY BOWL

12/17/82 SAN DIEGO CALIF. (52,533)

OHIO STATE 47, BYU 17

Ohio State	3	14	17	13	47
Brigham Young	0	10	0	7	17

TEAM STATISTICS	OHIO ST.	BYU
Rushes-Yards	66-329	18-60
Passing Yards	132	352
Passes	11-19-0	28-46-1

SCORING:

OSU – Spangler 47-yard field goal
 BYU – Balholm 7-yard pass from Young (Gunther kick)
 OSU – Spencer 61-yard run (Spangler kick)
 OSU – Tomzak 3-yard run (Spangler kick)
 BYU – Gunther 39-yard field goal
 OSU – Broadnax 1-yard run (Spangler kick)
 OSU – Spencer 18-yard run (Spangler kick)
 OSU – Spangler 37-yard field goal
 OSU – Gayle 1-yard run (Spangler kick)
 BYU – Hudson 13-yard pass from Young (Gunther kick)
 OSU – Gayle 5-yard run (kick failed)

GAME SUMMARY:

The Cougars had their two-game Holiday Bowl win streak snapped by Ohio State, 47-17. BYU's bubble burst at the outset of the third quarter, when the Buckeyes reeled off 17 unanswered points. Tim Spencer blew through the Cougar defense for 167 yards, including a record-setting 61-yard touchdown run in the second quarter that put Ohio State up, 10-7. Steve Young completed 27 of 45 passes for 341 yards, but BYU had a tough time getting into the end zone. The Cougars turned the ball over to Ohio State three times inside the 30 and saw the Buckeyes convert each turnover into a score. The Cougars took the lead early in the second quarter with a seven-yard strike to Neil Balholm. But Spencer's long gallop and a blocked punt put the Buckeyes up, 17-10, at halftime. Big fullback Vaughn Broadnax scored on the opening drive of the second half, and on the next play, Young was intercepted and Spencer ran 18 yards to put Ohio State in control for good. BYU's only other score came midway through the fourth quarter when Gordon Hudson caught a 13-yard pass. Ohio State quarterback Mike Tomzak had only 132 yards passing and no touchdowns, but his fleet of running backs scored six times on the ground. Ten different BYU players caught passes, led by Hudson with seven receptions for 81 yards and Balholm with 58 yards receiving.



BYU BOWL HISTORY

1983 HOLIDAY BOWL

12/23/83-SAN DIEGO, CALIF. (51,480)
BYU 21, MISSOURI 17

Brigham Young	0	7	7	7	21
Missouri	7	3	0	7	17

TEAM STATISTICS	MISSOURI	BYU
Rushes-Yards	64-252	25-42
Passing Yards	86	328
Passes	7-16-2	25-37-3

SCORING:

MO – Drain 2-yard run (Burditt kick)
BYU – Young 10-yard run (Johnson kick)
MO – Burditt 37-yard field goal
BYU – Stinnett 33-yard pass from Young (Johnson kick)
MO – Drain 2-yard run (Burditt kick)
BYU – Young 14-yard pass from Stinnett (Johnson kick)

GAME SUMMARY:

Yet another chapter was added to the saga of impossible, thrilling Holiday Bowl finishes when BYU defeated Missouri, 21-17. The game was billed as a classic matchup between Missouri's stubborn defense and BYU's explosive offense, led by quarterback Steve Young. Missouri held BYU to just 167 yards and seven points in the first half, while BYU's defense allowed the Tigers only 157 yards and 10 points. Missouri got its first-half points on a two-yard run by Eric Drain and a 37-yard field goal by Brad Burditt. BYU's touchdown came on a 10-yard quarterback draw by Young. In the second half, Young hit Eddie Stinnett with a 33-yard touchdown pass. Missouri came right back with another two-yard plunge by Drain. A valiant goal-line stand by BYU gave the Cougars the ball on the six-yard-line with 3:57 left in the game. Led by Young, the Cougars moved down the field to the Missouri 15 with under a minute to play. On first-and-10 at the Tigers' 15, Young handed to Stinnett, who faked a sweep right and threw back across the field to Young. The Stinnett pass barely cleared the outstretched hands of Missouri's Bobby Bell allowing Young to gather it in and scramble 15 yards to the end zone. The PAT gave BYU a 21-17 lead with 23 seconds left. Kyle Morrell intercepted a Missouri desperation pass at the BYU two-yard line and returned it to the 17 to seal the win.

1984 HOLIDAY BOWL

12/21/84 SAN DIEGO, CALIF. (61,243)
BYU 24, MICHIGAN 17

Brigham Young	0	10	0	14	24
Michigan	0	7	7	3	17

TEAM STATISTICS	MICHIGAN	BYU
Rushes-Yards	49-120	27-112
Passing Yards	82	371
Passes	7-15-1	35-49-3

SCORING:

BYU – Smith 5-yard run (Johnson kick)
UM – Rogers 5-yard run (Bergeron kick)
BYU – Johnson 31-yard field goal
UM – Perryman 10-yard pass from Zurbrugg (Bergeron kick)
UM – Bergeron 32-yard field goal
BYU – Kozlowski 7-yard pass from Bosco (Johnson kick)
BYU – Smith 13-yard pass from Bosco (Johnson kick)

GAME SUMMARY:

Holiday Bowl VII lived up to all the glamour and excitement of the previous six bowls, plus it had a new dimension--national championship luster--thanks to BYU's undefeated, untied season and No. 1 ranking. The 24-17 Cougar victory marked the first time in years that a non-New Year's Day bowl game determined the national championship. The contest was played in typical Holiday Bowl fashion. After a scoreless first quarter in which Cougar quarterback Robbie Bosco was forced to the sideline with an injured knee and ankle, the game began to develop drama. BYU scored first with 8:37 left in the first half on a five-yard run by Kelly Smith. The touchdown was set up when a limping Bosco returned to the lineup and engineered an 80-yard drive. The Wolverines responded by putting together an 80-yard scoring drive of their own, culminating on Rick Rogers' five-yard touchdown run up the middle. The PAT tied the score at seven. The tie was short-lived however, as a 31-yard field goal by Lee Johnson with time running out in the first half gave BYU a 10-7 lead at the break. Midway through the third period, Michigan went on top for the first time at 14-10 on a 10-yard scoring strike from Bob Zurbrugg to Bob Perryman. The Wolverines added to their lead when Bob Bergeron nailed a 32-yard field goal to make the Michigan lead 17-10 with 14:14 to play. The Cougar offense then produced an 80-yard drive that culminated with a seven-yard Bosco-to-Glen Kozlowski touchdown pass to tie the game at 17 with 10:51 to go. Bosco's 13-yard scoring toss to Smith with 1:23 remaining made it 24-17. Two plays later Mary Allen intercepted a pass to clinch a 13-0 season and the Cougars' first-ever national championship. David Mills finished with 11 catches for 103 yards receiving and Smith had 10 for 88. Lakei Heimuli led BYU with 82 yards rushing while Bob Perryman had 110 for Michigan.



BYU BOWL HISTORY

1985 CITRUS BOWL

12/28/85 ORLANDO, FLA. (50,920)
OHIO STATE 10, BYU 7

Ohio State	0	3	7	0	10
Brigham Young	0	7	0	0	7

TEAM STATISTICS	OHIO ST.	BYU
Rushes-Yards	42-133	22-88
Passing Yards	196	261
Passes	19-36-0	26-50-4

SCORING:

OSU – Spangler 47-yard field goal
BYU – Miles 38 yard pass from Bosco (Webster kick)
OSU – Kolic 14 pass interception (Spangler kick)

GAME SUMMARY:

In what promised to be an offensive showdown between pass-happy BYU (11-2) and rough and tumble Ohio State (8-3), two of the nation's top defenses took center stage. In fact, the game's only touchdowns were produced by a noseguard on an interception and a reserve wide receiver on a broken play. Buckeye kicker Rich Spangler tallied the first points of the game with a 47-yard field goal early in the second quarter to give Ohio State a 3-0 lead. BYU attempted to answer with a long drive of its own, only to come away empty after Vai Sikahema fumbled on an apparent touchdown plunge. Before the first half ended, quarterback Robbie Bosco rolled left, whirled right and found wide receiver David Miles on a 38-yard strike to give the Cougars a 7-3 halftime lead. In the second half, Ohio State noseguard Larry Kolic intercepted Bosco and took it in for a touchdown to give the Buckeyes a 10-7 lead. Leon White and Kyle Whittingham recovered fumbles but Kolic got another interception and Terry White intercepted two in the end zone to stop BYU threats—one with 3:38 to play and again with three seconds left. Ohio State was the benefactor of six Cougar turnovers, and the Buckeyes went home the victor. Mark Bellini had 89 yards receiving while Lakei Heimuli added 10 receptions for 77 yards.

1986 FREEDOM BOWL

12/30/86 ANAHEIM, CALIF. (55,422)
UCLA 31, BYU 10

UCLA	7	0	17	7	31
Brigham Young	3	0	0	7	10

TEAM STATISTICS	UCLA	BYU
Rushes-Yards	49-423	43-73
Passing Yards	95	221
Passes	8-21-1	25-43-3

SCORING:

BYU – Chitty 32-yard field goal
UCLA – Green 3-yard run (Franeý kick)
UCLA – Green 1-yard run (Franeý kick)
UCLA – Franeý 49-yard field goal
UCLA – Green 79-yard run (Franeý kick)
UCLA – Dorrell 13-yard pass from Green (Franeý kick)
BYU – Hansen 3-yard run (Chitty kick)

GAME SUMMARY:

Although BYU failed to win the WAC title, the Cougars kept alive an impressive streak of nine bowl appearances in a row by being invited to the third annual Freedom Bowl. There they met familiar foe UCLA. The two teams had met in 1985 when the Bruins came from behind to win a tough game in Provo, 27-24. The Freedom Bowl, however, proved different as UCLA outstanding running back Gaston Green broke open a close game in the third quarter and the Bruins went on to win 31-10. Green finished with 266 yards on 33 carries. The first half was all defense as the two teams punted nine times in the first 30 minutes. BYU struck first when linebacker Andy Katoa recovered a UCLA fumble at the Bruin 47 and Leonard Chitty put the Cougars ahead 3-0 with a 32-yard field goal. UCLA stormed ahead to stay with a 71-yard touchdown drive highlighted by a 49-yard run on a reverse by Bruin receiver Karl Dorrell. From then on, it was UCLA most of the way. Cougar quarterbacks Bob Jensen and Mike Young managed to pass for over 200 yards, but UCLA and Green did most of the damage. Costly injuries to standouts Mark Bellini and Katoa hindered the Cougar effort, but Outland Trophy winner Jason Buck turned in another strong effort.

1987 ALL-AMERICAN BOWL

12/22/87 BIRMINGHAM, ALA. (37,000)
VIRGINIA 22, BYU 16

Virginia	7	7	0	8	22
Brigham Young	3	0	6	7	16

TEAM STATISTICS	VIRGINIA	BYU
Rushes-Yards	3-187	26-95
Passing Yards	162	394
Passes	10-19-2	37-61-1

SCORING:

BYU – Chitty 20-yard field goal
UVA – Secules 2-yd run (Inderlied kick)
UVA – Morgan 25-yd run (Inderlied kick)
BYU – Whittingham 8-yd run (pass failed)
UVA – Ford 22-yd pass from Secules (Wilson pass)
BYU – Whittingham 1-yd pass from Covey (Chitty kick)

GAME SUMMARY:

The 11th annual All-American Bowl began with temperatures in the 40s and BYU never warmed up. The Cougars' 10th consecutive bowl appearance included several records, but BYU lost 22-16 in its first-ever meeting with Virginia. Sean Covey attempted 61 passes, David Miles had 188 yards in receptions and Pat Thompson only punted once, but BYU fell short several times. Darren Handley, BYU's leading receiver, dropped a touchdown pass in the first quarter before BYU settled for a 20-yard field goal by Leonard Chitty. However, Chitty, who set a season best for field goals (18) and consecutive PATs (29), missed from 51 and 47 yards as Virginia took a 14-3 lead into the intermission. BYU got to the Virginia two-yard-line midway through the third quarter only to have a fourth-down pass tipped away. Later, Freddie Whittingham scampered eight yards to cut the lead to 14-9 at the end of the third quarter. Virginia, led by quarterback Scott Secules, the game's MVP, made a crucial 76-yard drive to go ahead 22-9 with 11 minutes left. Then, BYU went the same distance to score on a one-yard pass to Whittingham with seven minutes remaining. But that was as close as the Cougars would get. Ironically, nine years earlier on the same date Virginia coach George Welsh was head coach of Navy, which beat BYU 23-16 in the inaugural Holiday Bowl.



BYU BOWL HISTORY

1988 FREEDOM BOWL

12/29/88 ANAHEIM, CALIF. (35,941)
BYU 20, COLORADO 17

Brigham Young	7	0	7	6	20
Colorado	7	7	0	3	17

TEAM STATISTICS	COL	BYU
Rushes-Yards	60-273	42-152
Passing Yards	64	168
Passes	5-16-2	15-27-1

SCORING:

COL – Bieniemy 1-yard run (Blottiaux kick)
BYU – Salido 19-yard pass from Covey (Chaffetz kick)
COL – Bieniemy 1-yard run (Blottiaux kick)
BYU – Cutler 14-yard pass from Detmer (Chaffetz kick)
COL – Blottiaux 19-yard field goal
BYU – Chaffetz 31-yard field goal
BYU – Chaffetz 35-yard field goal

GAME SUMMARY:

A star was born in the fifth annual Freedom Bowl when Ty Detmer came off the bench to earn MVP honors while leading the Cougars to an upset victory over Colorado. Cool weather didn't hamper diminutive Eric Bieniemy, who rushed 33 times for 144 yards and two touchdowns. But his heroics couldn't offset Detmer's 11 for 17 and 129 yards in the second half. Scott Peterson made an interception to set up the game-winning field goal. It was an exciting contest for the 35,941 fans (49,694 tickets were sold) in attendance. A fumble at midfield led to the Buffaloes' first score, before Sean Covey found Mike Salido to tie the score. An interception in the end zone stopped a BYU drive early in the second quarter as the Cougars trailed at the half, 14-7. A Detmer to Chuck Cutler pass tied the game in the third quarter but Colorado took a 17-14 lead early in the final quarter. BYU then moved from its own four to the Buffalo 14 and tied the game with 4:11 left on a 31-yarder by Chaffetz. Three plays later, Peterson's interception and a 15-yard penalty put the ball at the Colorado 32. With 2:33 left, Chaffetz booted a 35-yarder for the victory. Halfback Matt Bellini carried eight times for 78 yards and caught four passes for 41 yards.

1989 HOLIDAY BOWL

12/29/89 SAN DIEGO, CALIF. (61,113)
PENN STATE 50, BYU 39

Penn State	3	9	17	21	50
Brigham Young	3	10	13	13	39

TEAM STATISTICS	PENN. ST.	BYU
Rushes-Yards	54-249	23-75
Passing Yards	215	576
Passes	11-21-14	2-59-2

SCORING:

PSU – Tarasi 30-yard field goal
BYU – Chaffetz 20-yard field goal
PSU – Smith 24-yard pass from Sacca (kick failed)
BYU – Detmer 1-yard run (Chaffetz kick)
PSU – Tarasi 36-yard field goal
BYU – Chaffetz 22-yard field goal
PSU – Tarasi 51-yard field goal
PSU – Thompson 16-yard run (Tarasi kick)
BYU – Detmer 1-yard run (kick failed)
PSU – Thompson 14-yard run (Tarasi kick)
BYU – Boyce 12-yard pass from Detmer (Chaffetz kick)
PSU – Thomas 7-yard run (run failed)
PSU – Daniels 52-yard pass from Sacca (pass failed)
BYU – Whittingham 10-yard run (Chaffetz kick)
BYU – Nyberg 3-yard pass from Detmer (pass failed)
PSU – Collins 2-point conversion int. return
PSU – Brown 53 fumble return (kick)

GAME SUMMARY:

Two unusual plays late in the game kept BYU from downing Penn State and offset 576 yards passing by Ty Detmer—the highest total ever in a bowl game. For his effort, and thanks to blocking from Outland Trophy winner Mohammed Elewonibi, Detmer had the rare privilege of sharing MVP honors despite playing on the losing team. BYU trailed 41-26 with nine and a half minutes remaining and scored twice to cut the lead to 41-39 with 2:30 to play. The Cougars went for a two-point conversion to tie the game, but Detmer's pass was intercepted in the end zone by Penn State linebacker Andre Collins and returned 102 yards for two points. Down 43-39, the Cougars, led by Bob Davis, forced the Lions to punt, giving BYU the ball on its own 12 with two minutes left. Passes to Brent Nyberg, Matt Bellini, Chris Smith and Andy Boyce moved the ball to the Penn State 38 with a minute left to play. Then, what appeared to be a sack by Penn State safety Gary Brown turned into a score for the Nittany Lions. Brown stripped the ball from Detmer at the Penn State 47 and raced 53 yards for the score. Penn State finished the season ranked 14th by UPI and 15th by AP and CNN/USA Today. BYU was 18th in the UPI poll and 22nd in the others.

1990 HOLIDAY BOWL

12/29/90 SAN DIEGO, CALIF. (61,441)
TEXAS A&M 65, BYU 14

Texas A&M	14	23	7	21	65
Brigham Young	7	0	7	0	14

TEAM STATISTICS TEXAS A&M	BYU
Rushes-Yards	64-356 21-(-12)
Passing Yards	324 197
Passes	16-18-0 15-32-1

SCORING:

TAM – R. Wilson 1-yard run (Talbot kick)
BYU – C. Smith 8-yard pass from Detmer (kick)
TAM – D. Lewis 6-yard run (Talbot kick)
TAM – Richardson 6-yard run (kick)
TAM – Safety
TAM – Richardson 22 pass from D. Lewis (kick)
TAM – Garrett 6-yard pass from Richardson (Talbot kick)
BYU – Clark 1-yard pass from Evans (kick)
TAM – Richardson 27-yard run (kick)
TAM – D. Lewis 3-yard run (Talbot kick)
TAM – Paterson 14-yard pass from Pavlas (kick)
TAM – Kralh 9-yard pass from Pavlas (Talbot kick)

GAME SUMMARY:

Led by quarterback Bucky Richardson and All-America running back Darren Lewis, underdog Texas A&M was out to show it belonged among the nation's elite. The Cougars entered the game beat up. Defensive backs Tony Crutchfield and Norm Dixon weren't able to suit up and Heisman Trophy winner Ty Detmer was playing with a slight separation in his non-throwing shoulder. The second-largest Holiday Bowl crowd ever (61,441) watched the Aggies march 80 yards in 13 plays to take a 7-0 lead. The Cougars tied the score on an eight-yard Detmer-to-Chris Smith touchdown pass, but after that, the game was all Texas A&M. The Aggies went on to score 23 points in the second quarter en route to a 37-7 halftime lead. With the game out of hand, the big story was William Thomas' crunching sack that separated Detmer's throwing shoulder and put him out of the game early in the third quarter. The Aggies continued to dominate by racking up nearly 200 yards rushing in the second half. Texas A&M's Richardson would go on to be named Offensive Player of the Game by piling up 344 yards in total offense. Thomas was named the top defensive player. BYU finished the season ranked 17th by UPI, 20th by CNN/USA Today and 22nd by AP. BYU had been as high as fourth prior to its first loss.



BYU BOWL HISTORY

1991 HOLIDAY BOWL

12/30/91 SAN DIEGO, CALIF. (60,646)
BYU 13, IOWA 13

Brigham Young	0	6	0	7	13
Iowa	6	7	0	0	13

TEAM STATISTICS	IOWA	BYU
Rushes-Yards	33-125	33-80
Passing Yards	221	350
Passes	19-28-1	29-44-1

SCORING:

Iowa – Saunders 13-yard run (kick failed)
Iowa – Saunders 5-yard run (Skillett kick)
BYU – Tuipulotu 9-yard pass from Detmer (kick failed)
BYU – Anderson 26-yard pass from Detmer (kick)

GAME SUMMARY:

A tipped pass that was picked off in the end zone with less than 30 seconds remaining stifled BYU's hopes of knocking off seventh-ranked Iowa in the 14th annual Holiday Bowl. Ty Detmer turned in another great performance in his last appearance as a Cougar, passing for 350 yards and two touchdowns against a team that led the Big 10 in defense and sacks. Quarterback Matt Rodgers led Iowa on a 74-yard scoring march on the game's opening drive. The Hawkeyes also scored on another long drive in the second quarter. Down 13-0, BYU finally got things rolling. Starting on the BYU 22, Detmer connected on five of six passes to move the Cougars to the Iowa nine. From there, he found fullback Peter Tuipulotu for the touchdown. The PAT failed and the halftime score was 13-6. BYU opened the fourth with an 87-yard drive that culminated with a Detmer-to-Tyler Anderson touchdown from 29 yards out. Earl Kauffman connected on the PAT to tie the score at 13. Each team threatened to score late in the fourth quarter. Iowa missed a 40-yard field goal with 4:19 left. On the game's final drive the Cougars moved inside the Iowa 20 with 33 seconds left to play, but Detmer's pass to tight end Byron Rex was tipped and picked off by Hawkeye safety Carlos James in the end zone to preserve the tie. Josh Arnold of BYU earned defensive MVP honors as BYU finished the season ranked 23rd in the AP and CNN/USA Today polls. Iowa was 10th in both polls.

1992 ALOHA BOWL

12/25/92 HONOLULU, HAWAII (42,933)
KANSAS 23, BYU 20

Kansas	9	3	0	11	23
Brigham Young	7	7	6	0	20

TEAM STATISTICS	KANSAS	BYU
Rushes-Yards	49-172	32-142
Passing Yards	200	262
Passes	12-24-0	15-31-1

SCORING:

BYU – Heimuli 94-yard kickoff return (Lauder kick)
KU – Harris 74-yard pass from Gay (Eichloff kick)
KU – Safety, Stubblefield
BYU – Willis 29-yard run (Lauder kick)
KU – Eichloff 42-yard field goal
BYU – Sterling 10-yard pass from Young (pass failed)
KU – Hilleary 1-yard run (Hilleary run)
KU – Eichloff 48-yard field goal

GAME SUMMARY:

Kansas kicker Dan Eichloff booted a 48-yard field goal with 2:57 left to play, giving the Jayhawks a victory over BYU, the WAC tri-champion. Tom Young, who completed 15 of 31 passes for 262 yards in his first varsity start, was named Most Valuable Player for BYU. Tackle Dana Stubblefield, who had three of the six sacks on Young, won the honor for Kansas. Young had been pressed into action when Ryan Hancock suffered knee ligament damage against Utah in the final regular-season game. The Cougars took an early lead when Hema Heimuli scrambled 94 yards on the opening kickoff for a score. Kansas tied the game two plays later when wide receiver Matt Gay threw a 74-yard touchdown pass to tight end Rodney Harris. BYU took a 14-9 lead in the second quarter when Jamal Willis ran 29 yards for a score. Eichloff then cut the halftime score to 14-12 with a 42-yard field goal. But the kicking game would prove the downfall as the Cougars missed a 36-yard field goal in the first quarter as well as a 31-yarder and misplayed an extra point attempt in the third quarter. Young threw 10 yards to Otis Sterling for the only score of the third quarter. Kansas quarterback Chip Hilleary then tied the game by directing a 75-yard drive in a minute and a half, scoring the touchdown and then running for a two-point conversion.

1993 HOLIDAY BOWL

12/30/93 SAN DIEGO, CALIF. (52,108)
OHIO STATE 28, BYU 21

Ohio State	14	7	7	0	28
Brigham Young	7	14	0	0	21

TEAM STATISTICS	OHIO ST.	BYU
Rushes-Yards	56-330	26-50
Passing Yards	61	389
Passes	6-13-0	25-44-1

SCORING:

OSU – Patillo 4-yard punt return
BYU – Willis 27-yard pass from Walsh (Herrick kick)
OSU – Harris 2-yard run (Williams kick)
OSU – Harris 2-yard run (Williams kick)
BYU – Lewis 8-yard pass from Walsh (Herrick kick)
BYU – Doman 27-yard pass from Walsh (Herrick kick)
OSU – Harris 1-yard run (Williams kick)

GAME SUMMARY:

The Cougars took Big 10 Co-Champion Ohio State to the wire at the 16th annual Holiday Bowl and came up just short. BYU had four downs and 32 seconds to tie or win the game from the OSU six-yard line, but four straight John Walsh passes into the end zone fell to the ground and OSU slipped away with the win. BYU got to the Ohio State six, 14, 22-yard lines in the second half without scoring. Meanwhile, Raymont Harris, OSU's senior halfback, battered the BYU defense all night long, scoring three touchdowns on his way to a record 235 yards rushing. Despite Harris' rushing, the Cougars managed to go into the halftime break tied at 21. Chad Lewis made a spectacular one-handed touchdown grab in the corner of the end zone to bail the Cougars out of a fourth-and-eight situation. After Harris' short touchdown run late in the third, BYU and OSU traded possessions until late into the fourth quarter. After forcing a rare Buckeye punt, BYU got the ball back on its own 42 with 43 seconds left. On first down, Walsh hooked up with senior co-captain Eric Drage who ran away from Buckeye defenders and advanced the ball 52 yards to the OSU six-yard line. Walsh had 389 yards and fullback Kalin Hall rushed for 42 yards on 11 carries. Tyler Anderson returned five kicks for 145 yards, including an exciting 45-yarder. Harris and Walsh shared MVP honors.



BYU BOWL HISTORY

1994 COPPER BOWL

12/29/94 TUCSON, ARIZ. (45,122)
BYU 31, OKLAHOMA 6

Brigham Young	7	10	7	7	31
Oklahoma	0	0	0	6	6

TEAM STATISTICS	OKLAHOMA	BYU
Rushes-Yards	33-72	33-71
Passing Yards	163	485
Passes	13-30-1	32-46-0

SCORING:

BYU – Doman 7-yard pass from Walsh (Lauder kick)
BYU – Laudre 22-yard field goal
BYU – Johnston 25-yard pass from Walsh (Lauder kick)
BYU – Johnston 4-yard pass from Walsh (Lauder kick)
OK – Moore 2-yard run (Kick failed)
BYU – Doman 28-yard pass from Walsh (Lauder kick)

GAME SUMMARY:

BYU fans celebrated the New Year early as the Cougars dominated Oklahoma and ended its five-year winning drought in bowl games. Quarterback John Walsh and the offense clicked on all cylinders and the Cougars' defense was dominating throughout the ESPN telecast. Walsh threw a seven-yard TD pass to Bryce Doman in the first quarter and had a 25-yard pass to Mike Johnston in the second quarter. A four-yard scoring pass to Johnston in the third quarter and a 28-yard touchdown pass to Doman in the fourth quarter vaulted Walsh's stats to 454 yards and four touchdowns on 31 of 45 passes with no interceptions against the Sooner defense which had held national champion Nebraska to 13 points. BYU's defense was dominating as it held Oklahoma to just 72 yards rushing and 163 yards passing—most of those in the last quarter. The Sooners did not cross midfield until their ninth possession on the second-to-last play of the third quarter. Jamal Willis caught seven passes for 103 yards and was chosen Offensive Player of the Game. Walsh was named MVP in what would be his final game at BYU. BYU finished 10th in the CNIV/USA Today poll and 18th in the Associated Press poll.

1996 COTTON BOWL

1/1/97 DALLAS, TEXAS (71,928)
BYU 19, KANSAS STATE 15

Brigham Young	5	0	0	14	19
Kansas State	0	8	7	0	15

TEAM STATISTICS	KANSAS ST.	BYU
Rushes-Yards	32-41	36-59
Passing Yards	233	291
Passes	14-28-2	21-36-1

SCORING:

BYU – Muirbrook safety
BYU – Pochman 39-yard field goal
KSU – Anderson 41-yard pass from Kavanagh (Lawrence run)
KSU – Lockett 72-yard pass from Kavanagh (Rheem kick)
BYU – Dye 32-yard pass from Sarkisian (Pochman kick)
BYU – Kealaluhi 28-yard pass from Sarkisian (Pochman kick)

GAME SUMMARY:

BYU assumed the nation's longest winning streak with a come-from-behind 19-15 victory in the 61st annual Cotton Bowl. It was the first New Year's Day appearance for both 14th-ranked Kansas State and fifth-ranked BYU. More than 40,000-purple clad Kansas State supporters out-numbered the 15,000 Cougar patrons as 71,928 fans filled the Cotton Bowl. BYU got on the board first with a safety, then turned the ensuing punt into a field goal to lead 5-0 in the first quarter. The safety came when linebacker Shay Muirbrook, the game's defensive MVP, collected one of his six sacks. Kansas State took a half-time lead with a 41-yard "Hail Mary" pass and a successful two-point conversion with no time left on the clock. The Wildcats increased the lead to 15-5 in the third quarter when offensive co-MVP Kevin Lockett caught a 72-yard TD. Fueled by consecutive controversial interference no-calls, quarterback Steve Sarkisian engineered two fourth-quarter drives capped by touchdown passes of 32-yards to James Dye and 28-yards to K.O. Kealaluhi. Sarkisian, an offensive co-MVP, completed 21 passes to tie a Cotton Bowl record held by Roger Staubach of Navy. KSU drove the length of the field before Cougar cornerback Omar Morgan juggled an interception from a Wildcat slant pattern at the 12 yard line to secure the game.





BYU BOWL HISTORY

1998 LIBERTY BOWL

12/21/98 MEMPHIS, TENN. (52,192)
TULANE 41, BYU 27

Brigham Young	6	0	0	21	27
Tulane	10	10	14	7	41

TEAM STATISTICS TULANE

Rushes-Yards	41-252	25-54
Passing Yards	276	267
Passes	23-38-0	27-44-1

SCORING:

BYU – Horton 11-yard pass from Feterik (kick failed)
TUL – Palazzo 31-yard field goal
TUL – Jordan 79-yard interception return (Palazzo kick)
TUL – King 3-yard run (Palazzo kick)
TUL – Palazzo 23-yard field goal
TUL – Cook 60-yard pass from King (Palazzo kick)
TUL – Dartez 13-yard pass from King (Palazzo kick)
BYU – Cupp 3-yard run (Pochman kick)
TUL – Converse 5-yard run (Palazzo kick)
BYU – Cupp 18-yard pass from Feterik (Pochman kick)
BYU – Mahe 3-yard run (Pochman kick)

GAME SUMMARY:

In BYU's first ever appearance at the Liberty Bowl, the Cougars ran into tenth-ranked Tulane that entered the New Year's Eve game with a perfect season record. The Cougars struck first on an 11-yard pass from Kevin Feterik to receiver Ben Horton. Tulane would score 20 unanswered points in the first half. With just 41 seconds remaining in the half, BYU looked to put an end to the Green Wave momentum, but came up short as Feterik was sacked by Phil Henderson for a 10-yard loss to end the half. Things didn't get much better for the Cougars in the second half, as Tulane scored its third touchdown of the game on the opening drive of the half. On its next possession, the Green Wave would strike again on a 13-yard pass from King to Jamaican Dartez to give Tulane a 34-6 lead with just over seven minutes remaining in the third quarter. On its first drive of the final period, BYU scored for the first time since the 8:49 mark in the first half on an Aaron Cupp three-yard run. Trailing by 28 midway through the fourth quarter, BYU finally crossed the Tulane 20-yard line for the first time since the first half and went on to score 14 unanswered points before time expired.

1999 MOTOR CITY BOWL

12/27/99 DETROIT, MICH. (44,863)
MARSHALL 21, BYU 3

Brigham Young	3	0	0	0	3
Marshall	0	7	7	7	21

TEAM STATISTICS MARSHALL

Rushes-Yards	31-147	30-(-16)
Passing Yards	207	220
Passes	17-28-1	16-29-2

SCORING:

BYU – Pochman 28-yard field goal
MU – Chapman 30-yard pass
Pennington (Malashevich kick)
MU – Chapman 87-yard run (Malashevich kick)
MU – Chapman 1-yard run (Malashevich kick)

GAME SUMMARY:

BYU squared off against Marshall in the first meeting between the two schools at the Cougars' first-ever appearance in the third annual Motor City Bowl. The Cougars scored first on a field goal by Owen Pochman with 1:58 remaining in the first quarter. That score was set up by a pair of 20-plus yard receptions by Donny Atuaia and Jonathan Pittman. In the second quarter, Marshall drove the ball down to the BYU five-yard line, but failed to convert as a 22-yard field goal attempt by Billy Malashevich missed wide to the right. On the Herd's next possession, Chad Pennington put Marshall on the board with a 30-yard touchdown pass to Doug Chapman. On BYU's ensuing drive, Feterik connected with Margin Hooks for a 67-yard pass play that took the Cougars all the way to the nine-yard line. However, the Cougars couldn't capitalize inside the red zone and Feterik suffered a collarbone injury off a blind-side corner blitz. Pochman, who had connected on 18 of 25 attempts in the regular season, missed wide left on his field goal attempt. Feterik attempted to play in the second half, but left the game midway in the third quarter when freshman Bret Engemann took the QB controls. Just before the end of the third quarter, Marshall struck a big play when Chapman rushed 87 yards for a touchdown. To cap off his MVP performance, Chapman scored Marshall's final touchdown. The Cougars missed a final chance to score when Brian Gray had a clear path to the end zone, but dropped a sure interception.

2001 LIBERTY BOWL

12/31/01 MEMPHIS, TENN. (58,968)
LOUISVILLE 28, BYU 10

Louisville	7	7	7	7	28
Brigham Young	0	7	3	0	10

TEAM STATISTICS LOUISVILLE

Rushes-Yards	37-58	32-84
Passing Yards	228	192
Passes	19-28-1	8-38-3

SCORING:

LOU – Miller 1-yard run (Smith kick)
BYU – Rykert 10-yard run (Payne kick)
LOU – Mattingly 1-yard pass from Ragone (Smith kick)
BYU – Payne 29-yard field goal
LOU – Branch 34-yard pass from Ragone (Smith kick)
LOU – Ghent 27-yard pass from Ragone (Smith kick)

GAME SUMMARY:

The champions of the MWC faced Louisville, the champions of Conference USA. The Cardinals, led by quarterback Dave Ragone, took an early lead, scoring on a one-yard dive by Henry Miller that was set up by Zek Parker's 70-yard return on the opening kickoff. Midway through the second quarter the Cougar offense came alive, driving to the Louisville 10-yard line. Quarterback Brandon Doman dropped back and rolled right as if to pass, then turned to his left and threw the ball to Dustin Rykert on a tackle-eligible play. All 6-foot-7, 305 pounds of offensive tackle outran the Cardinal defense to the corner and rumbled 10 yards to the end zone to tie the game 7-7. Louisville just managed to take a 14-7 lead into the break, scoring with only 14 seconds left. Louisville contained the Cougar attack for the remainder of the game while reaching the end zone two more times. Although Louisville went on to win 28-10, BYU's defense played one of its best games of the season, holding the Cardinals' high-powered offense to 228 yards passing and only 58 yards rushing.



BYU BOWL HISTORY

2005 LAS VEGAS BOWL

12/22/05 LAS VEGAS, NEV. (40,053)
CAL 35, BYU 28

Cal	7	14	14	0	35
Brigham Young	0	14	0	14	28

TEAM STATISTICS	CAL	BYU
Rushes-Yards	43-241	27-94
Passing Yards	228	352
Passes	16-23-0	35-53-2

SCORING:

CAL – Lynch 3-yard run (Scheider kick)
BYU – C. Brown 19-yard pass from Beck (McLaughlin kick)
CAL – Lynch 23-yard run (Scheider kick)
BYU – Tahi 3-yard run (McLaughlin kick)
CAL – Jackson 42-yard pass Levy (Scheider kick)
CAL – Lynch 35-yard run (Scheider kick)
CAL – Jackson 22-yard pass Levy (Scheider kick)
BYU – Harline 14-yard pass from Beck (McLaughlin kick)
BYU – Watkins 9-yard pass from Beck (McLaughlin kick)

GAME SUMMARY:

Trailing 35-14 in the fourth quarter, BYU stormed back with two touchdowns and had the ball with 2:20 remaining, but John Beck was intercepted after he was hit when releasing the ball, ending the Cougars' comeback hopes. Beck had a record-setting performance, completing 35-of-53 attempts for 352 yards and three touchdowns. The 35 completions, 53 attempts and 352 yards were all Las Vegas Bowl records. Nathan Meikle caught a game-high 12 passes for 95 yards while Jonny Harline had seven receptions for 73 yards and one score and Todd Watkins added five catches for 95 yards and a touchdown. BYU fell behind 7-0 in the first quarter but scored early in the second when Beck found Curtis Brown for a 19-yard touchdown pass. California scored again but Fahu Tahi scored on a three-yard run to tie the game at 14 with 38 seconds left in the second quarter. The Golden Bears struck again before the half, going 58 yards in 27 seconds to take a 21-14 lead into the locker room. In the fourth, Beck engineered a 74-yard drive that ended with Harline scoring and then a 96-yard drive that ended with Watkins catching a nine-yard touchdown pass from Beck. California's ensuing drive ended with a missed field goal and the Cougars had a chance to tie but the drive ended on Beck's interception.

2006 LAS VEGAS BOWL

12/21/06 LAS VEGAS, NEV. (44,615)
BYU 38, OREGON 8

BYU	0	17	7	14	38
Oregon	0	0	0	8	8

TEAM STATISTICS	OREGON	BYU
Rushes-Yards	30-94	31-173
Passing Yards	166	375
Passes	16-34-2	28-47-2

SCORING:

BYU – McLaughlin 24-yard field goal
BYU – Brown 6-yard run (McLaughlin kick)
BYU – Harline 41-yard pass from Beck (McLaughlin kick)
BYU – Brown 4-yard run (kick)
BYU – Beck 13-yard run (kick)
ORE – Paysinger 47-yard pass from Dixon (2 pt.)
BYU – Tonga 17-yard pass from Beck (McLaughlin kick)

GAME SUMMARY:

The 2006 BYU championship run ended with a Pioneer PureVision Las Vegas Bowl championship as the Cougars (11-2) dominated Oregon (7-6), 38-8, to finish the season with a 10-game winning streak in front of a Sam Boyd Stadium record crowd of 44,615. The Mountain West Conference champion BYU team set a school record for margin of victory in a bowl game, beating the Ducks by 30 points. Previously, the largest margin of victory for a BYU team in a bowl game was a 25-point defeat of Oklahoma in the 1994 Copper Bowl. BYU dominated all facets of the game, out-gaining Oregon 548 total yards to 260 total yards. BYU passed for 375 compared to Oregon's 166 and rushed for 173 compared to the Ducks 94. BYU seniors John Beck, Jonny Harline and Curtis Brown finished their careers in style. Beck completed 28-of-46 passes for 375 yards and two touchdowns. Harline, who was named Pioneer PureVision Las Vegas Bowl MVP, caught nine passes for a career-best--and Pioneer PureVision Las Vegas Bowl record--181 yards and a touchdown. Brown had 17 carries for 120 yards and two touchdowns and also caught seven passes for 55 yards. Brown also became the first BYU runner to rush for over 1,000 yards in consecutive seasons. Beck and Brown became the first quarterback/running back combo to pass for 3,000 yards and rush for 1,000 in the same season twice.

2007 LAS VEGAS BOWL

12/22/07 LAS VEGAS, NEV. (40,712)
BYU 17, UCLA 16

UCLA	3	10	0	3	16
BYU	3	14	0	0	17

TEAM STATISTICS	UCLA	BYU
Rushes-Yards	47-162	28-34
Passing Yards	154	231
Passes	11-29-1	21-35-0

SCORING:

UCLA – Forbath 22-yard field goal
BYU – Payne 29-yard field goal
BYU – Collie 14-yard pass from Hall (Payne kick)
UCLA – Forbath 52-yard field goal
BYU – Reed 13-yd pass from Hall (Payne kick)
UCLA – Breazell 4-yard pass Bethel-Thomp. (Forbath kick)
UCLA – Forbath 50-yard field goal

GAME SUMMARY:

No. 17 BYU (11-2) won its second consecutive Las Vegas Bowl, 17-16, against UCLA (6-7) in dramatic fashion -- by blocking the Bruins' potential game-winning field goal attempt as time expired. With only three ticks on the clock, true freshman Eathyn Manumaleuna extended his right hand at the right time to block UCLA's potential game-winning, 28-yard field goal as time expired to create what will be known as one of the most memorable bowl finishes in BYU football history. The victory also avenged an early-season loss to the Bruins -- one of only two losses the Cougars suffered during the season. The Cougars, who finished the 2007 season on a 10-game winning streak, were led by sophomores Max Hall and Austin Collie. Hall threw 21-35 for 231 yards and two touchdowns. Sophomore receiver Austin Collie was named the 2007 Pioneer Las Vegas Bowl Most Valuable Player after racking up a game-high 107 yards on six receptions. Collie's 14-yard touchdown reception from Max Hall with 10:32 left in the second quarter gave the Cougars a 10-3 advantage. He was also credited with a game-high 195 all-purpose yards, including three kick returns for a total of 88 yards. The win marked the first time BYU had won back-to-back bowl games since the 1994 Copper Bowl and the 1996 Cotton Bowl. The win over UCLA extended the Cougars' win streak to 10 straight games, which marked the nation's longest active winning streak.



BYU BOWL HISTORY

2008 LAS VEGAS BOWL

12/20/08 LAS VEGAS, NEV. (40,047)
ARIZONA 31, BYU 21

BYU	0	7	7	7	21
ARIZONA	7	3	14	7	31

TEAM STATISTICS	BYU	ARIZONA
Rushes-Yards	32-116	28-91
Passing Yards	328	325
Passes	30-46-1	24-35-0

SCORING:

ARIZ – Grigsby 1-yard run (Bondzio kick)
ARIZ – Bondzio 31-yard field goal
BYU – Unga 1-yard run (Payne kick)
BYU – George 1-yard pass from Hall (Payne kick)
ARIZ – Dean 37-yard pass from Tuitama (Bondzio kick)
ARIZ – Gronkowski 24-yard pass from Tuitama (Bondzio kick)
ARIZ – Tuitama 6-yard run (Bondzio kick)
BYU – Hall 1-yard run (Payne kick)

GAME SUMMARY:

BYU totaled 444 yards of total offense compared to Arizona's 416, but the No. 16 Cougars fell short of their third-straight bowl victory, falling 31-21 to the Arizona Wildcats in the 2008 Pioneer Las Vegas Bowl at Sam Boyd Stadium on Dec. 20. Trailing late in the game, BYU put pressure on Arizona with a comeback attempt when the Cougars followed a touchdown with a successful on-side kick. Wide receiver O'Neill Chambers recovered the ball for BYU, but the ensuing field-goal attempt hit the upright and left the Wildcats with a two-possession lead, enough to hold on for the win. Austin Collie continued to set BYU records in career receptions (215) and single-season receptions (106). The All-American receiver also tied an NCAA single-season record held with Texas Tech's Michael Crabtree with his 11th consecutive 100-yard receiving game. BYU quarterback Max Hall completed 30-of-46 passes for 328 yards and one touchdown pass. The Cougars finished the year 10-3 while the Wildcats improved to 8-5. BYU was one of only seven programs in the nation to win 10 or more games each year from 2006-2008. The Cougars last accomplished the feat from 1983-85.

2009 LAS VEGAS BOWL

12/22/09 LAS VEGAS, NEV. (40,047)
BYU 44, OREGON STATE 20

OREGON ST	7	0	0	13	20
BYU	14	9	7	14	44

TEAM STATISTICS	BYU	OREGON
Rushes-Yards	35-116	27-88
Passing Yards	192	217
Passes	19-30-0	22-47-1

SCORING:

OSU – Canfield 1-yard run (Kahut kick)
BYU – Unga 1-yard run (Payne kick)
BYU – Bauman 34-yard fumble return (Payne kick)
BYU – Payne 28-yard field goal
BYU – Ashworth 25-yard pass from Hall
BYU – Pitta 17-yard pass from Hall (Payne kick)
BYU – Tonga 15-yard pass Hall (Payne kick)
OSU – Rodgers 1-yard run
BYU – Tonga 18-yard run (Payne kick)
OSU – Adeniji 31-yard pass from Katz (Kahut kick)

GAME SUMMARY:

The No. 14 BYU Cougars defeated the Pac-10 second-place Beavers 44-20 at the MAACO Bowl Las Vegas. It was the first-ever Las Vegas Bowl matchup pitting two top-20 teams. BYU's senior class anchored the win as quarterback Max Hall earned MVP honors throwing for 192 yards and three touchdowns. Manase Tonga contributed two touchdowns, while senior tight ends Andrew George and Dennis Pitta led all receivers with 46 and 45 yards, respectively. Defensively, senior linebacker Matt Bauman recovered a key fumble, returning it 34 yards for a touchdown. The score marked the first fumble recovery for a touchdown in BYU bowl history. Fellow team captain Scott Johnson intercepted an Oregon State pass in the fourth quarter and returned it 56 yards to set up BYU's final touchdown of the game. BYU and Oregon State met for the first time in a bowl game and for the first contest since BYU head coach Bronco Mendenhall played for the Beavers in 1986. Wind gusts of 55 mph created some havoc for the passing and kicking games. BYU punter Riley Stephenson kicked a 60-yard low liner with the wind that was the longest kick of his career and tied a BYU bowl record.

2010 NEW MEXICO BOWL

12/18/10 ALBUQUERQUE, N.M. (32,424)
BYU 52, UTEP 24

BYU	17	14	14	7	52
UTEP	3	7	7	7	24

TEAM STATISTICS	BYU	UTEP
Rushes-Yards	50-219	22-(-12)
Passing Yards	295	245
Passes	36-26-2	33-14-3

SCORING:

BYU – Kariya 4-yard run (Payne kick)
BYU – Ashworth 9-yard pass from Heaps (Payne kick)
UTEP – Warren 52-yard field goal
BYU – Payne 38-yard field goal
BYU – Hoffman 31-yard pass from Heaps (Payne kick)
BYU – Hoffman 3-yard pass from Heaps (Payne kick)
UTEP – Adams 67-yard pass from Vittatoo (Warren kick)
BYU – Di Luigi 2-yard run (Payne kick)
UTEP – Adams 37-yard pass from Vittatoo (Warren kick)
BYU – Hoffman 29-yard pass from Heaps (Payne kick)
BYU – Quezada 8-yard run (Payne kick)
UTEP – Adams 49-yard pass from Vittatoo (Warren kick)

GAME SUMMARY:

BYU opened the bowl season with its fourth bowl victory in the last five years with a 52-24 triumph over UTEP in the New Mexico Bowl. The Cougars had a record-setting day to finish the season with a 7-6 record and wins in five of their last six games. Offensive MVP Jake Heaps went 25-of-34 for 264 yards and four touchdown passes, passing Ty Detmer's freshman record for most touchdown passes. Heaps also set the BYU bowl record for best completion percentage (.735) in a bowl game. Safety Andrew Rich was awarded the game's Defensive MVP in his final game as a Cougar, finishing with four solo tackles, two interceptions, one tackle-for-loss, one sack and a pass breakup. BYU played well from the start, scoring on its first five possessions to take a 31-3 lead and set a new first-half New Mexico Bowl scoring record. Cody Hoffman set career highs across the board with eight receptions for 137 yards and three touchdowns, tying a BYU bowl game record for most TD receptions in a game. Mitch Payne passed Owen Pochman as the Cougars' all-time scoring leader with 334 points.



BYU BOWL HISTORY

2011 ARMED FORCES BOWL

12/30/11 DALLAS, TEX. (30,258)
BYU 24, TULSA 21

BYU	3	7	7	7	24
TULSA	7	7	0	7	21

TEAM STATISTICS	BYU	TULSA
Rushes-Yards	40-94	27-37
Passing Yards	250	235
Passes	17-40-2	18-32-0

SCORING:

TULSA - Johnson 8-yard pass from Kinne (Fitzpatrick kick)

BYU - Sorensen 35-yard FG

TULSA - Sears 14-yard pass from Kinne (Fitzpatrick kick)

BYU - Hoffman 17-yard pass from Nelson (Sorensen kick)

BYU - Hoffman 30-yard pass from Nelson (Sorensen kick)

TULSA - Burnham 30-yard pass from Kinne (Fitzpatrick kick)

BYU - Hoffman 2-yard pass from Nelson (Sorensen kick)

GAME SUMMARY:

With no timeouts left and 11 seconds remaining in the game, Riley Nelson faked spiking the ball to stop the clock and instead threw to an open Cody Hoffman for the game-winning touchdown to give BYU a 24-21 win over Tulsa in the Bell Helicopter Armed Forces Bowl. BYU faced a 4th-and-9 from the Tulsa 47-yard line with the clock ticking down near three minutes remaining in the game and Nelson scrambled 14 yards to convert the first down and eventually set up the winning score. BYU locked up its fifth 10-win season in the last six years and third bowl victory in a row, a program record. Hoffman, named the Armed Forces Bowl Most Outstanding Player for the Cougars finished with eight catches for 122 yards and a bowl-record three touchdowns. BYU's defense was stout, surrendering just 272 total yards and only 37 yards on the ground to a Golden Hurricane team that came into the game averaging over 200 rushing yards per game. Kyle Van Noy made play after play on defense with 10 tackles to lead the Cougars, including five tackles for loss, two sacks, one forces fumble and one quarterback hurry. Special teams also played a huge role in the game. Punter Riley Stephenson had eight punts for 335 yards, including seven inside the 20-yard line and two punts over 50 yards.

2012 POINSETTIA BOWL

12/20/12 SAN DIEGO, CALIF. (35,442)
BYU 23, SAN DIEGO ST 6

BYU	0	3	0	20	23
SDSU	3	3	0	0	6

TEAM STATISTICS	BYU	SDSU
Rushes-Yards	30-52	39-119
Passing Yards	244	144
Passes	23-44-3	12-29-3

SCORING:

SDSU - Marden 27-yard FG

SDSU - Marden 23-yard FG

BYU - Sorensen 23-yard FG

BYU - Van Noy 0-yard fumble recovery (Sorensen kick)

BYU - Williams 14-yard run (Sorensen kick failed)

BYU - Van Noy 17-yard interception return (Sorensen kick)

GAME SUMMARY:

Linebacker Kyle Van Noy scored two touchdowns on defense in the fourth quarter, one with the team trailing 6-3 and led the BYU football team to a 23-6 win over San Diego State in the San Diego County Credit Union Poinsettia Bowl Thursday night at Qualcomm Stadium. The win extended the Cougars' bowl win streak to four to build on their current school record. BYU (8-5) forced four turnovers in the fourth quarter and outscored San Diego State (9-4) 20-0 to overcome a 6-3 deficit. After the Aztecs intercepted James Lark on 3rd and goal, the No. 3 total defense turned the tables on the next play and ignited BYU as Van Noy sacked San Diego State's Adam Dingwell to cause a fumble, falling on it for the first touchdown of the game to put the Cougars on top 10-6 with 12:32 remaining in the fourth quarter. The Van Noy show continued with a pick-six to finalize the score, 23-6, late in the fourth quarter. Van Noy was named the defensive MVP after finishing the night with two touchdowns, a forced fumble and fumble recovery, one interception, a blocked punt, 3.5 tackles for loss, 1.5 sacks and eight total tackles. Senior Brandon Ogletree led the Cougars in tackles with 10 and added two tackles for loss. All-American Riley Stephenson helped flip the field for BYU with four punts inside the 5-yard line. Junior wide receiver Cody Hoffman grabbed 10 passes for 114 yards to earn offensive MVP.

2013 FIGHT HUNGER BOWL

12/27/13 SAN FRANCISCO, CALIF (34,136)
WASHINGTON 31, BYU 16

BYU	0	16	0	20	16
WASHINGTON	7	14	7	3	31

TEAM STATISTICS	BYU	WASH
Rushes-Yards	47-180	43-190
Passing Yards	293	129
Passes	25-50-1	18-27-1

SCORING:

WASH - Sankey 11-yard run (Coons kick)

BYU - Hill 1-yard run (Sorensen kick)

WASH - Ross 100-yard kickoff return (Coons kick)

BYU - Sorensen 45-yard FG

BYU - Sorensen 31-yard FG

WASH - Sankey 11-yard run (Coons kick)

BYU - Sorensen 32-yard FG

WASH - Seferian Jenkins 16-yard pass from Price (Coons Kick)

WASH - Coons 45-yard FG

GAME SUMMARY:

Taysom Hill finished the game throwing for 293 yards and rushing for 133 yards. Cody Hoffman had 12 catches for 167 yards for his 18th 100-yard receiving game in his career to break the record held by Austin Collie. He also broke the BYU record for career all-purpose yards, ending his career with 5,015 and passing Curtis Brown. Washington got inside the BYU 20-yard line on two of its first three drives of the game, but the Cougar defense held the Huskies to just one touchdown on their opening possession. BYU drove the ball 88 yards to tie the game at 7-7 on a one-yard run by Hill. The Cougars grabbed the momentum on a fake punt by Daniel Sorensen, and Hill completed his next four passes to move the offense down the field. Washington returned the following kickoff back for a touchdown to take back the lead at 14-7. Two field goals by Justin Sorensen brought the score within one at 14-13. Sorensen's first field goal was from 45 yards, which is a season long. A long kickoff return by the Huskies set up Washington's second rushing touchdown of the game to take a 21-13 lead with just over two and a half minutes left in the first half. Justin Sorensen nailed his third field goal of the game as time expired in the first half to close the gap at 21-16 going into the locker room but went scoreless in the second half.



BYU BOWL HISTORY

2014 MIAMI BEACH BOWL

12/22/2014 MIAMI, FL. (20,761)
MEMPHIS 55, BYU 48/20T

BYU	14	14	0	17	3	0	48
MEM	17	7	14	7	3	7	55

TEAM STATISTICS **BYU MEMPHIS**

Rushes-Yards	42-77	51-174
Passing Yards	348	306
Passes	23-49-3	24-36-3

SCORING:

MEM - Malone 33-yard pass from Lynch (Elliott kick)
BYU - Juergens 47-yard pass from Stewart (Samson kick)
MEM - Lynch 1-yard run (Elliott kick)
BYU - Mathews 25-yard pass from Stewart (Samson kick)
MEM - Elliott 39-yard field goal
MEM - Lynch 3-yard run (Elliott kick)
BYU - Leslie 23-yard pass from Stewart (Samson kick)
BYU - Lasike 3-yard rush (Samson kick)
MEM - Lynch 1-yard run (Elliott kick)
MEM - Cross 17-yard pass from Lynch (Elliott kick)
BYU - Samson 23-yard field goal
BYU - Paul Lasike 7-yard run (Samson kick)
BYU - Stout 19-yard INT return (Samson kick)
MEM - Malone 5-yard pass from Lynch (Elliott kick)
BYU - Samson 45-yard field goal
MEM - Elliott 54-yard field goal
MEM - Proctor 11-yard pass from Lynch (Elliott kick)

GAME SUMMARY:

BYU rallied from down 10 in the fourth quarter to take a late lead but a last-minute touchdown from Memphis forced overtime. Each team tacked on three in the first overtime but after giving up a Tiger touchdown, the Cougars were intercepted in the end zone to end the game in a 55-48 loss. Christian Stewart went 23 of 48 for 348 yards and three touchdowns to go along with three interceptions. Stewart spread the ball around, completing passes to 10 different receivers. Mitch Mathews led all pass catchers with nine receptions for 82 yards and a touchdown. Mitchell Juergens caught four balls for 87 yards and a score. Jordan Leslie only caught one pass in his last game as a Cougar, but it went for 23 yards and a touchdown. BYU totaled 425 yards, compared to 480 for Memphis. The Tigers outgained the Cougars on the ground 174-77 and also dominated the time of possession 46:32-28:28. After losing the overtime coin toss, BYU kicker Trevor Samson drilled a career-long 45-yard field goal to put BYU up 48-45. Memphis bested the Cougars' kick with a 55-yard kick from Jake Elliott to send it to double overtime. Memphis opened up the second overtime with an 11-yard touchdown pass to Roderick Proctor, and DeShaughn Terry picked off Stewart at the goal line to end the game.

2015 LAS VEGAS BOWL

12/19/15 LAS VEGAS, NEV. (42,213)
UTAH 35, BYU 28

BYU	0	7	7	14	28
UTAH	35	0	0	0	34

TEAM STATISTICS **BYU UTAH**

Rushes-Yards	25-71	47-126
Passing Yards	315	71
Passes	25-56-3	9-16-0

SCORING:

UTAH - Williams 1-yard run (Phillips kick)
UTAH - Carter 28-yard INT return (Phillips kick)
UTAH - Williams 1-yard run (Phillips kick)
UTAH - Hatfield 46-yard INT return (Phillips kick)
UTAH - Wilson 20-yard run (Phillips kick)
BYU - Peck 3-yard pass from Mangum (Samson kick)
BYU - Bernard 10-yard run (Samson kick)
BYU - Kurtz 5-yard pass from Mangum (Samson kick)
BYU - Mangum 4-yard run (Samson kick)

GAME SUMMARY:

After surrendering five turnovers on its first five possessions, BYU found itself in a 35-0 hole after the first 10 minutes of the game. The Cougars would not fold in the game, however. BYU rallied for a touchdown on its last possession of the first half to trail 35-7. Out of the break, the Cougars strung together three more touchdowns and held the Utes (10-3) scoreless to make it 35-28 with 3:23 remaining in the game. Utah converted two first downs on its final drive to get into the victory formation and prevent the Cougars from having another chance. After a forgettable first quarter, BYU dominated the statistics, outgaining Utah 386 to 197 in total yards and 315 to 71 in the throwing game. The Cougars averaged 4.8 yards per play to Utah's 3.0, but 35 points off five turnovers was too much to overcome. Despite throwing three interceptions and fumbling in the first quarter, true freshman Tanner Mangum stayed composed to finish the game 25 of 56 for 315 yards and two touchdowns. He also rushed for a 4-yard touchdown. He finished his true freshman season with 3,377 passing yards and 23 touchdowns. Devon Blackmon caught three passes for 97 yards while Nick Kurtz and Remington Peck each caught a touchdown pass. Francis Bernard added one rushing touchdown as part of his seven carries for 58 yards. He added a pair of receptions. Defensively, Bronson Kaufusi led BYU in tackles in his final game of a Cougar with nine and had three tackles for loss. Laulie posted a pair of sacks while Micah Hannemann had one of his own. Trying to escape pressure, Mangum fumbled at the 25-yard line on BYU's first possession. The Utes took advantage on a short field, punching it in from a yard out to take an early 7-0 lead with 10:59 remaining. On BYU's next possession a tipped pass fell into the hands of Utah's Tevin Carter and returned for a score, putting BYU in a 14-point hole just 17 seconds later. It didn't get better for the Cougars on the next two possessions. Back-to-back picks for Mangum resulted in another 14 points for Utah. A return to the 1-yard line on the first pick ended in a 1-yard touchdown and the second was a pick-six. A fifth BYU turnover in five opening possessions set up Utah's fifth touchdown of the first quarter, making it 35-0 with 4:38 left in first quarter.

LETTERMEN

AAA		Armstrong, Bob	1982-83	Belcher, Curg	1964-67	Brady, Mark	1979-81
Abbott, Fielding	1946-47	Arnold, Josh	1988-91	Bell, Jeff	2007-09	Brady, Mike	1960-62
Adams, Doug	1972-74	Asay, Bert	1934-35	Bell, Tom	1977-79	Brady, Phil	1962-64
Adams, John	1981	Ash, Wayne	1956	Bellini, Mark	1982, 84-86	Brady, Steve	1980-81
Adams, Richard	1967-69	Ashdown, Bob	1964-66	Bellini, Matt	1987-90	Braga, Matt	1979-80
Adams, Tim	1989	Ashman, John	1990	Belnap, Bud	1958-60	Brandon, Josh	2002-03
Affleck, Dave	1972-73	Ashworth, Luke	2005, 08-10	Bench, Dean	1925	Brasher, Austin	2015
Aguirre, Lee	2009-10	Atkinson, Bryant	2002-03	Benson, Don	1948-50	Brathwaite, Reynaldo	2003
Ah You, Charlie	1973-75	Atkinson, Dave	1971-73	Bennion, Roy	1955, 58-59	Bray, Ken	1963-65
Ah You, CJ	2001, 03	Atkinson, Jordan	2009-2010	Bergeson, Eric	1988-89	Brewster, Dennis	1963-65
Ah You, Harland	1995-97	Atuaia, Donny	1996-1999	Bernard, Francis	2015	Bright, Travis	2006-08
Ah You, Matt	2003-04, 08	Atuaia, Mark	1991, 94-96	Berry, Matt	2002-05	Brink, Lloyd	1938-40
Aiono, Aissac	2001-03	Attig, Aaron	2007	Berry, Rex	1948-50	Brinley, Eldon	1928-30
Aitken, Ray	1949	August, Billy	1971-72	Berntsen, Mark	1975-77	Brock, Randy	1991-94
Akeo, Ladd	1984-86	Aulai, Sete	2006-07	Bertotti, George	1932	Brooks, Brannon	2008
Akerfelds, Daniel	1982-83	Aupliu, David	1979-82	Betham, Jimmy	1999-00	Brooks, Dave	1971-73
Alba, Micah	2002-04	Autenticco, Randy	1963	Betham, John	1972-74	Brooks, Michael	1988
Albrecht, Scott	1994	Awai, Barrett	1991-92	Beverley, Kish	2002	Brown, Algernon	2013-15
Alexander, Payton	1926-27	BBB		Biddulph, Floyd	1931-32	Brown, Braden	2009-12
Alger, Ned	1950	Badger, Chris	2013-15	Biddulph, Buddy	1925	Brown, Clay	1978-80
Alisa, Michael	2008, 11-14	Badger, Lonnie	1953	Biddy, Bob	1975-76	Brown, Curtis	1958
Allen, Bill	1974-75	Bailey, Joe	1971-73	Biegel, Rocky	1988-91	Brown, Curtis	2002, 04-06
Allen, Eddie	1936-37	Bailey, Mike	1971	Biegel, T.D.	1993-94	Brown, Jackson	2003
Allen, James	2002-03	Baker, Frank	1961-63	Billicek, Brian	1974-76	Brown, Manaia	2003-05
Allen, Mark	1983-84	Baker, Wayne	1972-74	Bills, Bob	1951	Brown, R.K.	1957-58
Allen, Marvin	1978, 81-84	Baldersee, Tanner	2015	Bills, Craig	2009, 12-14	Brown, Reed	1976
Allen, Matt	2004-07	Baldwin, Tom	1993-95	Bills, KC	2003, 05	Brown, Rhen	2010
Allen, Paul	1960-61	Balholm, Neil	1981-82	Bills, Karol	1949, 52	Brown, Terence	2005, 09-11
Alletto, Nick	2007-10	Ball, Jason	1993	Bingham, Neil	1968-70	Brown, Tyrone	1997-98
Alletto, Terrance	2009, 12-14	Ballard, Jim	1963	Bird, Forest	1936-38	Brumfield, Scott	1991-92
Alphin, Bob	1964-65	Ballif, Ariel	1924	Bird, Ken	1941-42	Brundage, Dewey	1951-53
Alphin, Dave	1965-67	Ballif, Jae	1950-52	Bird, Nick	1923	Bryant, Bill	1990-92
Allred, Art	1969-70	Ballif, Mark	1929	Bisgaard, Christopher	1995-96	Bryant, Dan	1995
Allred, Mart	1956	Balmforth, Jim	1988-90	Bisho, Chris	1986, 87	Bryson, Thomas	2010
Almond, Rhett	2015	Baltzer, Tom	1966-67	Blackham, Gordon	1964-65	Buchanan, Kayle	2004-07
Ambrosius, Joe	1995-97	Banker, Carl	1962-63	Blackham, Shirl	1939-40	Buchanan, Rob	1978-79
Anae, Brad	1980-81	Banky, Richard	1965-67	Blackmon, Devon	2014-15	Buck, Jason	1985-86
Anae, Famika	1954-55	Banzhaf, Steve	1970	Blackwell, Clay	1978-79	Buckner, Robbie	2009-12
Anae, Famika	2010-12	Barker, Todd	1999	Blanc, Jeff	1973-76	Bullock, Burt	1956, 58-59
Anae, Robert	1982-84	Barney, Chad	2002-03	Bledsoe, Jared	1998	Bunker, Carl	1962-63
Andersen, Jason	1994-97	Barrow, Bob	1961-63	Bloomfield, Henry	1995-96	Bunnell, Karl	1927-29
Andersen, Rj	1996-97	Barrus, Dave	1958-59	Bloomfield, Tefua	1994-95	Bunnell, Merrill	1922-23
Anderson, Jason	1998	Basinger, Earl	1927	Boardman, Alan	1993-96	Burbidge, Jon	2001-04
Anderson, John	1949	Bateman, Eric	1995-97	Bockwoldt, Colby	2000-03	Burningham, Rex	1982-83
Anderson, Justin	2001-02	Bateman, Fred	1939-40	Bolden, Chris	2006-07	Burr, Bruce	1950
Anderson, Kenneth	1924	Bateman, Max	1936-37	Bolli, Tyler	1993-96	Burr, Tom	1951
Anderson, LeGrande	1925-26	Bates, Dan	2004-06	Borgia, John	1984-87	Burt, Riley	2015
Anderson, Mel	1941	Bates, Derick	1995-98	Bosco, Angelo	1951	Busenbark, Don	1986-88
Anderson, Neil	1982-83	Bates, Layne	1989	Bosco, Robbie	1983-85	Bushore, Don	1946-49
Anderson, Rob	1979-80	Bauman, Matt	2004, 07-09	Boulter, Roy	1947	Buswell, Blair	1981
Anderson, Steve	1982	Bean, Bob	1966-67	Bower, Wayne	1971-73	Butler, Tony	1982
Anderson, Tyler	1988, 91-93	Bean, Larry	1952	Bowers, Carl	1969-71	Byus, Joseph	1926-28
Anderson, Zayne	2015	Bean, Ron	1943-54	Bowers, Dan	1969-71	Bybee, Royce	1979-80
Anderton, Judd	2005-07	Beatty, Byron	1989	Bowers, Wesley	1942	CCC	
Andrews, Regan	1981-83	Bechtold, John	1983	Bowman, Bernardino	1922-24	Cabulagan, Pat	1981-83
Andrus, Lou	1965-66	Beck, Jason	2004, 06	Bowman, George	1951-53	Cahoon, Ben	1996-97
Ane, Neal	1976	Beck, John	2003-06	Bowman, Spero	1970-71	Cahoon, Brad	1986-87
Ansah, Ezekiel	2010-12	Beck, Ryan	2004-05	Boyce, Andy	1988-90	Caldwell, Paul	1955-58
Apo, Ross	2011-14	Beck, Tyler	2007, 11-13	Boyette, Casey	1966-68	Call, Dee	1942
Apostol, Kip	1976-77	Beckett, Paul	1988	Bozich, Craig	1966-68	Call, Ken	1967-68
Archibald, Ben	1997, 00-01	Beckstead, Chad	1936-38	Bradford, Perry	1978	Campbell, Jason	1995
Arellano, Scott	2013-14	Beckstrom, Mark	1949	Bradley, Brandon	2007-10	Campora, Steve	1956



RB Mark Atuaia



LB Matt Bauman



WR Mark Bellini



WR Ben Cahoon



LETTERMEN

Campos, Dave	1977	Cook, Ben	1995-97	Detmer, Ty	1988-91	Ellison, Chris	1997-98
Cannon, Curt	1996-97	Cook, Cory	1993-94	Dewey, Steve	1974-76	Empey, Mike	1987, 91-93
Carlile, Alan	1977	Cook, Jamie	1994-95	Dignan, Tom	1974-75	Ena, Justin	1997-02
Carlson, Brent	2000-03	Cook, Jerry	1965-67	Dimick, Bob	1949-50	Engemann, Bret	1999-02
Carlson, Chuck	1974-76	Cook, Wayne	1934-35	Di Luigi, JJ	2008-11	Engstrom, Bryan	2015
Carlson, Clark	1973-75	Coon, Dave	1970-71, 73	DiPadova, Nick	2002	Enlow, Tom	1977-78
Carlson, Kent	1986	Coon, Doug	1972	Dixon, Sanky	1926-28	Erdaus, John	1967
Carlson, Steve	1979-80	Cooper, Brett	2003-06	Dixon, Donald Jr.	1955-57	Evans, Joe	1990-91
Carr, Larry	1972-74	Cooper, George	1930	Dixon, Buck	1922-25	Everett, DeQuan	2011-12
Carter, Nate	2014-15	Cooper, Jason	1993-95	Dixon, Norm	1988-90	Eyre, DeRay	1951-53
Carter, Virgil	1964-66	Corbett, Don	1924-27	Dixon, Owen	1939-41, 46	Eyre, Nick	1976, 78-80
Carter, Ross	1952	Corbett, George	1927	Dixon, Rick	1967-69	FFF	
Chadwick, Dave	1948-49, 52	Corchnoy, Barry	1962-64	Doerr, Dick	1949	Faalufoa, Wayne	1981-82
Chaffetz, Jason	1988-89	Corless, Albert	1927	Doman, Brandon	1998-01	Facer, Steve	1969-71
Chamberlain, Garth	1939-41	Corley, Stacey	1988-90	Doman, Bryce	1988, 92-94	Fairbanks, Lloyd	1973-74
Chamberlain, Royal	1922	Corson, Steve	1977	Doman, Cliff	1996-99	Fales, Andrew	1998-00
Chamberlain, Royal	1922-93	Covey, Sean	1987-89	Doman, Dennis	1970-71	Falslev, JD	2010-13
Chambers, O'Neill	2008-09	Cowart, Jeff	2000-02	Doman, DJ	2013-14	Fannin, Scott	1996
Charlton, Scott	1989-91	Cox, Matt	1995-97	Doman, Kevin	1985-86	Fangupo, Hebron	2011
Chatterton, Marc	1942	Crandall, Ray	1971	Doman, Shawn	2006-09	Farasopoulos, Chris	1968-70
Chatterton, Marcell	1946	Crane, Reed	1935-36	Doney, Darrell	1950-52	Farmer, Lance	1991
Chipman, Dee	1939-41	Crichton, Tui	2009, 12-13	Dow, Mac	1936	Farmer, Scott	1956
Chitty, Leonard	1986-87	Criddle, Ben	2006-07	Dowell, John	1976	Farner, Naime	1962-63
Chow, Warren	1987	Criddle, Jesse	1950	Drage, Eric	1990-93	Farnsworth, Harold	1972-73
Christensen, David	2000, 02-03	Crittenden, Jim	1954-55	Duerden, Verle	1949	Farris, Alex	2000-01
Christensen, Jack	1936-38	Crompton, Craig	1970-72	Dugger, Jerry	1971	Faulkner, Jim	1969-70
Christensen, John	1990-91	Crowe, Chris	1974-75	Duke, Dev	1973-74, 77	Faupula, Elias	1994-95
Christensen, Quinn	2002-03	Crutchfield, Tony	1988-91	Dulan, Ian	2006-08, 11	Favero, Dewey	1933-34
Christensen, Rex	1937	Cunningham, Harold	1951-52	Dunham, Tyson	2002-03	Feinga, Ray	2005-08
Christensen, Steve	1968	Cupp, Aaron	1995-98	Dunn, Gary	1958-59	Felt, Dick	1952-54
Christensen, Steve	1992-93	Cutler, Chuck	1986-88	DuPaix, Roger	1960-62	Fenessy, Bob	1953
Christensen, Toby	2000-03	Cutler, Dallin	2011	Duran, Dave	1965	Fennegan, Garth	1992
Christensen, Todd	1974-77	DDD		Durrant, Jim	1934	Feterik, Kevin	1996-99
Christiansen, Brian	2002	Dabney, Jaron	1997, 99	Duva, Jeff	1975	Feula, Vince	2004-05
Christianson, Frank	1922-93	Dalebout, Paul	1956	Dvorak, Bill	1970-71	Fields, Tony	1997
Christley, Milan	1957-59	Dalley, Alvin	1947-49	Dyches, Ronald	1928-30	Filiaga, Pulusila	1979-81
Christopoulos, Tony	1949	Daly, Ron	1949-50	Dye, James	1995-96	Finai, Pisa	1975
Chronister, Mike	1976-78	Damuni, Jack	1993-94	Dye, Trey	2014-15	Finfrock, Dennis	1969
Clark, Brad	1989-92	Dangerfield, Steve	1960	Dyer, Lee	1942	Fisher, Paul	2003
Clark, Glen	1946-49	Daniel, Robertson	2013-14	EEE		Fisher, Steven	2009
Clark, Jayson	2006	Darling, Dick	1960-62	Earp, Robert	1952	Fitsemanu, Alema	1985, 87, 89-90
Clark, Tim	1986-88	Dastrup, Andy	1928-30	Eason, Corby	2009-11	Flaherty, Bob	1951
Clark, Tom	1956-57	Davis, Akile	2015	Eccles, Jim	1947-49	Flammer, Mark	1978
Clarke, Willard	1925-26	Davis, Bill	1978-80	EchoHawk, Larry	1968-69	Fleming, Lucky Dare	1969-70
Clawson, Coleby	2008-09	Davis, Bob	1987-89	EchoHawk, Tom	1972-73	Flint, Brandon	1981-83
Clements, Steve	1992-94	Davis, Kirk	1987-88	Eckel, Paul	1957-59	Foketi, Mosese	2007-08
Close, Calvin	1977, 80-81	Davis, Michael	2013-15	Eddo, Mike	1982-83	Foley, Matt	2015
Clove, Alvie	1949-50	Davis, Rob	1997-98	Edmonds, Aaron	2000-01	Folsom, Ryan	2010-11
Coats, Daniel	2003-06	Davis, Russ	1978	Edwards, Corey	2015	Fonua, Kavika	2014
Cobabe, John	1954	Dawe, Parker	2015	Edwards, Elan	1999-00	Foote, David	2010-12
Coggins, Deven	1988-89	Dawson, Ted	1987-88, 92-93	Edwards, Jimmy	1981, 84-86	Foreman, Nate	1996-97
Cole, Tom	1958-59	Dean, Logan	2002	Edwards, Jim	1989, 92-94	Foreman, Roderick	1997
Collie, Austin	2004, 07-08	Deavitt, Willard	1939	Edwards, Matthew	2010-11	Fort, Neal	1987, 89-90
Collie, Scott	1979-82	Decker, Merle	1946	Egbert, Hal	1948	Fortie, Eldon	1960-62
Collie, Zac	2004-06	DeCoite, Dan	1999	Egbert, Wendell	1952	Fowler, Blaine	1983-85
Coloma, Jason	1976-78	Deeds, Keith	1947-49	Eggertsen, Armand	1931-32	Fowler, Kellen	2002-03, 07-08
Colson, Terry	1965-67	Deeds, Scotty	1946-47	Ehig, Chuck	1979-82	Francis, Dave	1978-80
Colvin, Reed	1927	Denney, Brett	2006-09	Ehrmann, Paul	1965-66	Francisco, Aaron	2001-04
Condie, Brandon	1996-97	Denney, John	2002-04	Eldredge, Lloyd	1980-82	Frandsen, Jeff	1987-89
Condie, Howard	1957	Denney, Ryan	1998-01	Elewonibi, Mo	1988-89	Frankovich, George	1952
Condie, Vernon	1931-33	Dennis, Lonnie	1957-59	El-Bakri, Brayden	2015	Frantz, Gene	1960-62
Connors, Chris	1990-91	Denney, Craig	1971-73	Elliott, Kurt	2000-01	Frazier, Danny	1977
Conrad, Mike	1961-63	DeSantis, Steve	1990	Ellis, Jeff	1995-98	Frazier, Dion	1960-63



RB Stacey Corley



LB Bob Davis



KR James Dye



OL Nick Eyre



LETTERMEN

Frazier, Jason	2009-11	Gulley, Jaterrius	2015	Harris, Carl	1924, 26	Holt, Gayle	1946-48
Frazier, Sid	1965-67	Gulstad, Chris	1992	Harris, George	1975-77	Holtry, Jeff	1999-00
Freeland, Jim	1994-95	Gunderson, Brian	1970-71	Harris, Jeff	1977-78	Homolik, Wes	1967, 69-70
Freeman, Mark	2008	Gunderson, Ryan	2000-01	Harris, Kelly	1976-77	Hooks, Margin	1997-00
Freeman, Ryan	2006, 09-12	Gunther, Kurt	1980-82	Harston, Pete	1988-90	Hooks, Terrance	2006-09
Friel, Kaneakua	2008, 11-13	Gustavson, Paul	1973	Hart, Kay	1932-34	Hoover, Bliss	1928-30
Frierson, York	1999	HHH		Hartsfield, JD	1997-98	Hopkins, Tom	1981-82
Frisch, Byron	1996-99	Hadfield, Mark	1994	Hartwig, Dan	1977	Horlacher, Fred	1931
Fua, Alani	2011-14	Hadley, Matt	2012, 15	Harvey, James	1990	Hornung, Reed	2010-12
Fuga, Romney	2006, 09-12	Hadley, Preston	2011-12	Harvey, Terrence	1997	Horton, Ben	1997-00
Fuller, Boney	1922-26	Hadley, Spencer	2008, 11-13	Hatch, Jake	1998	Houk, Terrenn	2012-15
Fuller, Troy	1986-89	Hafoka, Spencer	2008-11	Hatch, Victor	1922	Howard, Bob	1923-25
Fulton, Ira*	2003	Hague, Mike	2006, 09-13	Hawkins, Harold	1959	Howard, Brandon	2006-08
Furstenau, Todd	1995	Hahn, Gary	1975-76	Hawkins, Wally	1967-68	Howard, Paul	1970-71
Fusi, Edward	2013-14	Hale, Chris	1999, 03-05	Haycock, Bevan	1949	Howell, O'Neil	2002-05
Futrell, David	1984-87	Hale, Guy	1962-64	Haymond, Steve	1983-84	Hoyt, Austin	2015
GGG		Hale, Lane	1994-96	Haysbert, Adam	1983-84	Hubbard, Dave	1974-76
Gabriel, Dustin	2004-06	Hales, Iman	1931	Heaney, Brandon	2001-02, 04	Hubbs, Keith	1957-59
Galea'i, Jay	2010-11	Hall, Jan	1968	Heaps, Jake	2010-11	Huber, Max	1965-67
Gali Jr., Setema	1997-00	Hall, Kalin	1992-93	Heaps, Larry	1968-70	Huckaby, Jay	1985-87
Garber, Jon	1989-90	Hall, Marshall	1961-62	Hecker, Jim	1942	Hudson, Gordon	1981-83
Gardner, Dean	1939-40	Hall, Max	2007-09	Heder, Austin	2011, 14-15	Hudson, Ray	2004
Gardner, Glenn	1965-66	Hall, Nathan	1992-93	Heggins, James	1994	Hughes, Brian	1993-94
Gardner, Morris	1946	Hall, Steve	1969-70	Heimuli, Anthony	2009	Hughes, Erik	1991-92
Garrick, Craig	1982-84	Hall, Travis	1991-94	Heimuli, Hema	1992-95	Hullinger, Jess	1923-24
Gaskins, Brenden	2007-09	Halladay, Soren	1998-01	Heimuli, Lakei	1983-86	Hulse, Clarence	1952
Gaspard, Al	1977-78	Halvorson, Tim	1975, 78-79	Heinz, Lyle	1954	Hunt, Ed	1956
George, Andrew	2006-09	Hamblin, Bob	1951-52	Henderson, Dave	1989-91	Hunt, Kahili	1972-73
Germann, Chris	1986-87	Hamblin, Jay	1948-50	Henderson, Kurt	2013-15	Hunter, Brad	1986, 90-92
Gibbs, Nathan	1992-94	Hamilton, Larry	1982-84	Hennefer, Mike	2000	Hunter, Greg	1987-88
Gifford, Jack	1960	Hamilton, Waymon	1980-83	Henstrom, Doug	1997-99	Hunter, John	1985-88
Gilbert, Art	1938, 40	Hancock, Larry	1950-52	Herget, Todd	1991-93	Hunter, Logan	1971-72
Giles, Earl	1935	Hancock, Ryan	1991-92	Hernandez, Tony	1976-77	Hunter, Shane	2009-10
Giles, Mark	1973-75	Handley, Darren	1986-88	Herrick, Joe	1991-93	Huntsman, Scott	2015
Giles, Scott	1990-91	Hanks, Dave	1956	Herring, Eli	1987, 91-94	Hutchins, Aaron	1996
Gilford, Jernaro	1999, 01-03	Hanks, Wayne	1933	Herring, Isaac	1999-02	Hutchinson, Grant	1932-34
Gillenwater, Gil	1972-73	Hanna, Sam	1968	Herrmann, Jim	1981, 83-84	Hutchinson, Nate	2006
Gillespie, George	1932-34	Hannemann, Micah	2012, 15	Hess, Connell	2010-11	Hyder, John	1969-70
Gillespie, Gerald	1935-37	Hansen, Bill	1994-95	Hess, Dean	1939-40	III	
Gillespie, Horace	1946-49	Hansen, Braden	2009-12	Hickman, Wayland	1993-94	Jeremia, Mekeli	1974-77
Gillespie, Jeremy	2003-04	Hansen, Brian	1978, 81-82	Hill, Dick	1948-50	Imboden, Earl	1946
Giordano, Gabe	1995-97	Hansen, Bruce	1981, 85-86	Hill Taysom	2012-14	III	
Giordano, Philip	1994-97	Hansen, Dan	1970-72	Hilton, Jack	1954-56	Jackson, Elwood	1922
Gledhill, Elwood	1923-24	Hansen, Danny	1977-79	Hinckley, Fritz	1923-25	Jackson, George	1940
Glatch, Bill	1969-70	Hansen, Mark	2003	Hinckley, Mike	1955	Jackson, Harvey	2014
Gomes, Lenney	1991-93	Hansen, Regan	1986-88	Hinds, Troy	2014	Jackson, Kip	1968-70
Gomm, Ken	1954	Hansen, Shad	1989-92	Hiné, Adam	2012-15	Jackson, Scott	2000-03
Gooch, David	2004	Hanshaw, Tim	1992-94	Hoagland, Greg	1996	Jackson, Weldon	1956-58
Gooch, Quinn	2004-07	Hapi, Joe	1931	Hobbs, Richard	1985-87	Jacobsen, Lloyd	1966-67
Gordon, Aaron	2005-06	Harding, Doug	1998-99	Ho Ching, Toloa'i	2014-15	Jacobsen, Mike	1962-64
Gourley, George	1971-72	Hardisty, Brad	1982	Hodgkiss, Corby	2003, 05-07	Jacobsen, Mike	1968-70
Gourley, Roger	1975-77	Hardy, Ariel	1937	Hoffman, Cody	2010-13	Jacobson, McKay	2006, 09-11
Gouveia, Kurt	1983-85	Hardy, Merrill	1948-49, 53	Hogan, Adam	2012-13	Jacobson, Ron	1956, 58
Gravelle, Gordon	1968-69	Harline, Jonny	2005-06	Hoge, Beau	2015	James, Don	1953-54
Gray, Derwin	1989-92	Harmann, Gary	1968-69	Hoge, Chris	1988	James, Joe	1967
Gray, Brian	1998-99	Harmer, Larry	1994	Hoggan, Mike	1985, 90-91	Jaramillo, Jim	1978-80
Green, Eddie	1987, 89-90	Harn, Gary	1967-69	Hoke, Chris	1997-00	Jaussi, Landon	2008-10
Greene, John	1965	Harper, Jared	2002	Hola, Tevita	2009	Jenkins, Ronney	1996-98
Griffin, Don	1968-70	Harper, Matt	1997	Holder, Curtis	2002	Jenkins, Mike	1990-91
Griffith, Kent	1989-91	Harper, Steve	1982-83	Holle, Kirk	1990	Jenne, Bruce	1990-92
Griffith, Melvin	1930-32	Harrington, Alema	1986-88	Holman, Howard	1959	Jennings, Gordon	1964-66
Griffitts, Bobby	1993	Harrington, Tau	1988, 90	Holmoe, Tom	1979-82	Jensen, Alex	1999
Gruber, George	1967-69	Harris, Antwaun	2004	Holt, Austin	2010-13	Jensen, Blake	1982-83



LB Kurt Gouveia



RB Lakei Heimuli



WR Cody Hoffman



RB Ronney Jenkins



LETTERMEN

Jensen, Bob	1986-87	Kauffman, Earl	1988-91	Lane, Eric	1979-80	Lopez, Richard	1966-68
Jensen, Cameron	2004-06	Kaufusi, Bronson	2012-15	Langi, Harvey	2014-15	Loose, Bob	1954
Jensen, Craig	1974-76	Kaufusi, Rich	1989-90	Lapuaho, Ului	2014-15	Lott, Dean	1986-87
Jensen, Ken	1939	Kaufusi, Steve	1986-87	Lark, James	2010-12	Lovelsy, Elmer	1928-29
Jensen, Michael	1980-82	Kaumatuile, Moses	1962-63	Larsen, Bob	1971-73	Lovely, Gary	2004-06
Jensen, Phil	1972-75	Kautai, Teu	2013-15	Lasike, Paul	2012-14	Lowe, Josh	1997-00
Jensen, Roland	1939-40	Kaveinga, Uona	2011-12	Latimer, Don	1954	Lowry, Dave	1974-76
Jeppesen, Gare	1987-88	Kawaa, John	1962-63	Latu, Wayne	2005, 08	Luekenga, Kyle	2005-06, 08
Jewkes, Jackson	1936-38	Kealaluhii, K.O.	1995-96	Lauder, David	1992, 94	Luettergrod, Justin	2004-05
Jimenez, Jacob	2015	Kearsley, Brayden	2013-14	Laullie, Tomasi	2014-15	Lundberg, Jerry	1952
John, Delmar	1941	Keele, Eddie	2003-06	Laulu-Pututau, Mor.	2015	Lupoi, John	1967-69
Johnson, Brent	1978-79	Keele, Ryan	2001-02	Laverty, Ben	1965-66	Lyman, Jeff	1969-70
Johnson, David	2002	Kehl, Bryan	2002, 05-07	Lawlor, Quinn	2013	Lyons, Marc	1967-69
Johnson, Duane	1987-89	Kehl, Ed	1995-98	Leavitt, Dallin	2013-14	Lyons, Walter	1935
Johnson, Dustin	1995-97	Keim, Mike	1988-90	Leavitt, Fred	1955, 58-59	MMM	
Johnson, James	1993-96	Keisel, Brett	1998, 00-01	Leavitt, Hafen	1939	Maddux, Justin	2003-05
Johnson, Jim	1960-61	Keitzman, Jim	1946-47	Leavitt, Jared	1990-91	Madsen, Lowell	1950-52
Johnson, Jordan	2011-12, 14	Kellermeyer, Doug	1981-83	Ledbetter, Lennon	1980-81	Madarieta, Levi	2001-03
Johnson, Kyle	2013-15	Kelley, Isaac	1999-01	Ledenko, Rob	1983-84	Madsen, Michael	1999-00, 02
Johnson, Lee	1981-84	Kennedy, Jared	1996-97	Lee, Ervin	1989-91	Maeser, Keith	1922
Johnson, Louis	1930-31	Kessler, David	2015	Lee, Jared	1999-00	Magalei, Issiah	1996-98
Johnson, Malcolm	1934	Kim, Moses	1964-66	Leeper, Bill	1967-68	Magalei, Shane	1996-99
Johnson, Marques	2013-14	Kimball, Edwin	1923-24	Lefevre, Reg	1939-40	Magleby, Francis	1948-49
Johnson, Matt	1998-99	Kimball, Tim	1948-49	Legas, Dick	1968-70	Magleby, Russell	1928-30
Johnson, Merrill	1960	Kimball, Tom	1938	Leonard, Drew	1937-38	Magoffin, Dick	1958-59
Johnson, Scott	2007-09	Kimball, Warren	1951	Lesatele, Lene	2015	Mahina, Reno	1998, 01-02
Johnson, Sid	1979	Kimmel, Jim	1962-64	Leslie, Jordan	2014	Mahina, Devin	201, 12-14
Johnston, Carroll	1956-57	Kinard, David	1985, 89-91	Leung-Wai, Aveni	2010-11	Mahoney, Tim	1974
Johnston, Mike	1992-95	Kinder, George	1958	Leuta-Douyere, Jher.	2012-15	Mahuika, Bryce	2004, 06-08
Joiner, Isiah	2000	King, David	1984-86	Lever, Keith	1990-91	Malarsie, John	1961-63
Jolley, Doug	1998-01	Kiser, Larry	1987	Lewis, Burnell	1931	Mangum, Parker	2009
Jones, Breyon	2002-03, 05	Kline, Dan	1966	Lewis, Chad	1993-96	Mangum, Tanner	2015
Jones, Charles	1996	Knight, Ron	1970-71	Lewis, Gail	1939-41	Mannion, John	1981-82
Jones, Grant	2015	Knight, Shawn	1983-86	Liapi, Pete	1946	Manson, Hunter	1922-23
Jones, Homer	1979-80	Knight, Tim	1986-88	Liava'a, Tevita	1997	Manson, Judd	1930-32
Jones, Jimmy	1981-82	Knight, William	1994	Liday, Bob	1942	Manumaleuna, Eathyn	2007, 10-13
Jones, Lloyd	1978-80	Knoblauch, Paul	1962-64	Liljenquist, Joe	1969-71	Manwill, Walt	1978-81
Jones, Monte	1963-65	Knowles, Chad	1992-94	Linder, Jack	1961-62	Machello, Ivan	1989
Jones, Rick	1968, 70	Knudsen, Clarence	1924-26	Lindley, Lance	1984-85	Marking, Jerry	1940-41
Jones, Richard	1977	Knudsen, Moyle	1936-38	Lindquist, Ed	1963	Marquardt, Daniel	2002-05
Jones, Robert	1963	Kochevar, Lewis	1950-51	Lindsley, Steve	1985-86	Marquardt, Michael	2001, 04
Jones, Roy	1956	Kochevar, Paul	1953-54	Lindstrom, Dave	1949, 52	Marriott, Bill	1962-64
Jorgensen, Austen	2007, 10-13	Kolbaba, Nathan	2002-03	Lindstrom, Jeff	1993	Marriott, Todd	1988
Jorgensen, Jan	2006-09	Koller, Lyle	1946-49	Linehan, Jonny	2015	Marshall, Bob	1963-64
Jorgensen, Todd	1992	Kormylo, John	1978	Linford, Frank	1974	Marshall, Matt	2008-11
Jory, Justin	2000, 03	Koroma, Tejan	2014-15	Linford, Jay	1983	Martin, Brad	1995-98
Juergens, Garrett	2014-15	Kozlowski, Glen	1981, 83-85	Linford, Paul	1972-74	Martin, Drayton	1990
Juergens, Mitchell	2014-15	Kozlowski, Tyler	2007-08	Linford, Ray	1978-80	Martini, Ralph	1987
KK		Kuhlman, Bill	1956	Litchfield, Randy	1973	Martinez, Joe	1952, 55
Kafu, Solomone	2008, 11-14	Kukahiko, Jason	2001-04	Livingston, Jeff	1961-63	Matau, Chris	1985-86
Kahaialii, Walter	2007, 10-11	Kuresa, Jake	2003-06	Livingston, Joe	1973	Mathie, Lynn	1958, 62-63
Kaluhioakalani, Kalama	2010	Kuresa, Alex	2011-12	Lloyd, Cecil	1948-49	Match, Trevor	1979-80, 83-84
Kama, Gary	1975-77, 79	Kurtz, Nick	2015	Lloyd, Don	1925	Matsuzaki, Micah	1989-91, 93
Kanahele, Marcus	1975-76	LLL		Lloyd, Vaughn	1935-38	Mathews, Marcus	2010-13
Kanuch, Tuni	2014-15	Lacey, Mike	1979-81	Lloyd, Wesley	1925	Mathews, Mitch	2012-15
Kapele, John	1957-59	LaComb, Frank	1932-34	Lobue, Sam	1973-74	Mathews, Ryker	2012-15
Kapele, John	1987	LaComb, Gary	1954-55	Logan, Brian	2009-10	Mathews, Bill	1956
Kariya, Bryan	2008-11	Ladd, Tom	1989-91	Lomax, Desmond	1996-97	Mathews, Blaine	1983
Karpowitz, Bob	1949-51	Lafitte, Michael	1999-01	Long, Rod	1948-50	Mathews, Keith	1990-52
Kasper, Chris	2000	Lahmann, Tom	1966-68	Long, Troy	1985-88	Mathews, Weldon	1930-33
Katoa, Andy	1985-86	Lamb, Ed	1995-96	Longhurst, Herman	1940-42	Mattingly, Ty	1985-86
Katoa, Fotu	1989	Lamb, Tucker	2009	Longshore, Nick	2006	Mauga, Ammon	2000-02
Katoa, Fred	1990	Lambert, Darrin	1987	Loper, Mike	1966-68	Mavrikis, Sam	1939, 41



TE Doug Jolley



DL Shawn Knight



DB Brian Logan



WR/RB Reno Mahe



LETTERMEN

May, Bryan	1989-91	Miller, Tom	1977-78	Nelson, Riley	2009-12	Orr, Richard	1984
Maynard, Ken	1940	Miller, Val	1972-73	Nelson, Ted	1969-70	Osborne, Bruce	1947-48
Mazorra, Dennis	1981-82	Millet, Floyd	1932-33	Nelson, Tyler	1996-99	Oswald, David	2006-08
Mazotta, Casey	1992-93	Mills, Dave	1981, 83-84	Newberry, Max	1965-67	Overstreet, Leroy	1960
McBeth, Paul	1935-37	Mills, Mike	1940-42, 47	Newell, Bob	1979	Oyler, Phil	1953-54
McBeth, Travis	1987-88	Mitchell, Brian	1987-90	Nichols, Eddie	1969-70	PPP	
McCluskey, Mark	1974-75	Mitchell, Kevin	1983	Nicoll, Kevin	1991-92	Pace, Corey	1980-81
McCorquindale, John	1976	Mitchell, Patrick	1991-94	Nielsen, Austin	2010	Pace, John	2007-09
McCubbins, Aaron	1998-01	Mitton, Bill	1964-65	Nielsen, Gifford	1975-77	Packard, Paul	1922-24
McCullough, Hassan	1992	Miyahira, Cole	2005-06	Nielsen, Mel	1950-52	Page, Max	1970-71
McCullough, Keith	1984-85	Moala, John	1996-97	Nielsen, Wally	1950	Palmer, Dennis	1964-66
McDade, Jim	1983-84	Moberly, Scott	1990	Nielson, Kip	2002-03	Paongo, Hala	2004-06
McDonald, Brian	2000-01	Moeaki, John	1994	Nielson, Mike	1999, 01	Parker, Robert	1984-86
McDonald, Jay	1984-85	Moffat, Chad	1988, 91	Nilsen, Reed	1940-42, 46	Parks, Noah	1995
McEuen, Kurt	2008	Mohetau, Ofa	2003	Nilsson, Jeff	1974-76, 79	Partridge, Truman	1922
McEwen, Terry	1976-77	Molteni, Stan	1998	Nisonger, Hap	1931-33	Patera, Dennis	1967
McFarlane, Nyle	1958	Molifua, Wally	1972-73	Niu, Philip	2003	Paterson, John	1967-69
McFerren, Brandon	2000	Molini, Trevor	1984-86	Niumatalolo, Va'a	2015	Patterson, Craig	1987-89
McGinn, Joe	1958-59	Monahan, John	1970-72	Nixon, David	2003, 06-08	Patterson, Wes	1998
McGiven, Gary	2003-04	Monson, Calvin	1953	Norberg, Scott	1984-85	Patton, Lyle	1948
McGuire, Kaipo	1993-96	Monson, Harold	1968	Norton, Harold	1950	Paulson, Art	1949, 51
McIntosh, Kimball	1924	Moore, Larry	1995-96	Nowatzke, Tim	1991-94	Paulson, John	1949-50
McKee, Dave	1977-78, 81	Moore, Robert	1932	Nuckolls, Randy	1975	Pau'u, Butch	2015
McKenzie, Brian	1996-97	Morgan, Blake	2008-09, 13	Nua, Shaun	2002, 04	Paxman, Gary	1950-52
McLaren, Dave	1955	Morgan, Frank	1922	Nuno, Carlos	1997-99	Pay, Gary	1990-92
McLaughlin, Derek	2005-06	Morgan, Mike	1979-82	Nwigwe, JJ	2015	Payne, Matt	2001-04
McLaughlin, Jared	2005-06	Morgan, Omarr	1996-97	Nyberg, Brent	1989-90	Payne, Mitch	2007-10
McMahon, Jim	1977-78, 80-81	Morrell, Kyle	1981-84	ooo		Paynter, Dean	1974
McNabb, Bill	1982-83	Morris, Michael	2005	Oaks, Charlie	1933-35	Pearson, Colby	2013-15
McNaughton, Austin	1964	Morris, Rob	1993, 97-99	Oates, Barry	1980-82	Pearson, Rich	1994
McTyer, Tim	1995-96	Mortensen, Bennie	1950	Oates, Bart	1980-82	Peaau, Moa	2004
McWhorter, George	1949-50	Mortensen, Eric	1988-91	Oates, Brad	1973-75	Peck, Remington	2012-15
Meadows, Billy	1953	Mortensen, Todd	2001-03	Oates, John	1985	Pehrson, George	1935
Mees, Carter	2009-11	Morton, Kevon	1997-98	Oborn, Kent	1964-66	Pendleton, Jordan	2008-11
Mees, Mike	1979, 81-82	Mo'Unga, Tevita	2015	O'Brien, Mike	1986-88	Pendleton, Kirk	1981-83
Meibos, Jared	2001-03	Muehlmann, Chris	2007-08	Odle, Matt	1988-89	Pendleton, Lance	2002-03
Meikle, Nathan	2005-06	Muehlmann, Mike	2010-11	Odle, Phil	1965-67	Peterson, Ben	1995-96
Mendenhall, Pete	1923-26	Muirbrook, Shay	1993-96	Ofahengaue, Kelepi	1996	Peterson, BJ	2009-10
Mendenhall, Mat	1975-79	Mullenbrook, Grant	1941	Ofahengaue, Tevita	1997-00	Peterson, Charlie	1998-01
Mendenhall, Paul	1953-54	Mulleneaux, Lynn	1962-63	Ogden, John	1964-66	Peterson, Gary	1975-77
Mendenhall, Ron	1969-70	Murdock, Blake	1973-76	Ogden, Steve	1964-66	Peterson, Greg	1981-83
Mendenhall, Wilford	1923-24	Murdock, Bob	1988	Ogletree, Brandon	2009-12	Peterson, Lawrence	1925, 28
Mendenhall, Zed	2010-12	Murdock, Steve	1931-32	Oldroyd, Herman	1948	Peterson, Matt	2010-11
Mendenhall, Zeke	2009-10	Murdock, Steve	1947	Oliverison, Glen	1942, 46-47	Peterson, Paul	1999-01
Mercado, Hank	1968	Murphy, Lynn	1988	Oliverison, Ray	1950-51	Peterson, Scott	1985-88
Merkeley, Floyd	1933-34	Murray, Mark	1936	Olomua, Bristol	1999	Peterson, Steve	1965-67
Merkey, Cecil	1924-25	Muse, Ivan	1953-54	Olsen, Ammon	2013	Pettis, Scott	1980-82
Merkey, Doran	1961-63	NNN		Olsen, Hans	1997-00	Pettit, Marshall	1999
Merkey, Scott	1992-94	Nacua, Kai	2013-15	Olsen, James	1960	Phillips, Danny	2000-01
Merrill, Kimball	1946-48	Naiwahine, Henry	1964-65	Olsen, Orrin	1972, 74-75	Phillips, Jim	1969-70
Merrill, Ray	1929-31	Nance, Kent	1962, 64-65	Olsen, Rex	1946-47	Phillips, Scott	1977-80
Meservey, Matt	1989, 92-95	Nash, Andrew	1993, 97-98	Olson, Brent	1968	Pierce, Raynor	1956-57
Meteer, Dave	1974-76	Nauchi, Phil	1987-88	Olson, Mel	1964, 66, 69	Pikula, Manoa	2012-15
Meyer, Gerald	1968-70	Nead, Spencer	2001-02	Olson, Bob	1956-58	Pilgrim, Evan	1991-94
Mikkelsen, Andrew	2014	Neal, Ray	1954-56	O'Mary, Kevin	2013-14	Pili, Ifo	1998, 01-03
Miles, David	1985-87	Neal, John	1977, 79	O'Neil, Mike	1980-82	Pili, JoJo	2009
Mili, Itula	1991, 94-96	Neal, Mark	1987-89	Ongongotau, Vaha	1994-95	Pistorius, Mike	1971-73
Miller, Bill	1969-71	Neff, David	1981-84	Oramas, Sam	1983-84	Pittman, G	2008
Miller, Drew	1997-98	Nehring, Richard	2005	Ord, Andrew	1999-02	Pitman, Jonathan	1999-00
Miller, Jay	1972-74, 76	Neilson, Scott	1977-79	Ord, Jon	1989-92	Pitta, Dennis	2004, 07-09
Miller, Larry	1975-78	Nelson, Bill	1961-63	Ormsby, Mark	1985	Pitts, Greg	1991-94
Miller, Lynn	1922	Nelson, Grant	2007-09	Orr, Bob	1941	Pitts, Paul	1991
Miller, Steve	1975-76	Nelson, Keanu	2014	Orr, Budd	1988-89	Plater, Dan	1978-81



DB Tim McTyer



LB Rob Morris



DL Hans Olsen



OL Garry Pay



LETTERMEN

Pochman, Ethan	1996	Rhea, Jeff	2002, 05-06	Sandlin, Rhett	2015	Slayton, Randy	1988-89
Pochman, Owen	1997-00	Rice, Bill	1974-76	Sanford, Hunt	1932-34	Slipp, Jeff	1967-69
Pollard, Pearl	1929	Rice, Rodney	1987-88	Sanford, Terry	1967-68	Small, Mark	1990
Pollock, Jon	1993-94	Rice, Tom	1966	Santiago, CJ	2007-08	Smilowitz, Julian	1972-73, 75
Poodry, Bradley	1949-50	Rich, Andrew	2008-10	Santiago, Lou	1963	Smit, Walter	1950-52
Popin, Bill	1976-77	Richards, Golden	1970-71	Sarkisian, Steve	1995-96	Smith, Bennie	1971-72
Poppinga, Brady	2001-04	Richards, Jimmy	1996-99	Sartin, Ron	1958-59	Smith, Brad	1982-84
Poppinga, Dennis	1970-71	Richardson, Brock	2007-08	Sartin, Wayne	1956-58	Smith, Brian	2007
Poppinga, Kelly	2006-07	Richardson, Glen	1960-63	Satterfield, LaVon	1951-53	Smith, Bruce	1962-64
Porter, Dave	1989-90	Richardson, Joe	1990	Saulsberry, Andre	2006-07	Smith, Chris	1987-90
Porter, Ned	1949	Richardson, Jordan	2009-11	Saunooke, Rob	1988	Smith, Courtney	1996
Poston, Ford	1999-2000	Richardson, Vernon	1930-32	Scales, Roger	1967-68	Smith, Dave	1978-79
PoVey, Skye	2011, 13-14	Richins, Grant	1942	Scanlan, Joe	1966-67	Smith, Horrace	1966-68
Powers, Ralph	1954-55	Ridley, Skyler	2007, 10-13	Schaerrer, Cade	1993	Smith, Kelly	1983-85
Preator, Jordan	2014-15	Rigell, Mike	1998, 00-01	Schaffer, Max	1942	Smith, Ken	1984-85
Presley, Leo	1965-67	Ring, Bill	1977-78	Schmidt, Jason	1991	Smith, Lloyd	1961-63
Prested, Bob	1977, 79-80	Ringwood, Howard	1958-59	Schmidt, Tom	1976	Smith, Mark	1988-90
Preston, Mike	1971-73	Ripee, Tom	1967-68	Schmitt, Craig	1998-99	Smith, Marlin	1958, 60
Price, Roger	1986	Riska, Gene	1939-41	Schoepflin, Bill	1978-80	Smith, Matt	2006
Price, Steve	1971-73	Rivera, Keith	1971, 73-74	Schow, Doug	1964-66	Smith, Sid	1972-75
Prince, Clement	1930	Roberts, Bobby	1965-67	Scukanec, Jason	1998-01	Smith, Tyson	1999-00
Pringle, Tico	2006	Roberts, Charles	1936-38	Segovia, Damian	1999	Snowden, Will	1997-00
Pritchard, Iona	2008, 12-13	Roberts, Jim	2001	Sekona, Sosiusa	2005	Soelberg, Nate	2003-2005
Probert, Leo	1929	Roberts, Kyle	1991-93	Semanoff, Joe	2005-07	Soffe, Ken	1936-38
Probert, Marion	1951-54	Roberts, Tim	1967-69	Serck, Ken	1968-70	Soffe, Wayne	1935-36
Pulsipher, Adam	2015	Robertson, Heshi	1998-99	Shaw, Gary	1973-75	So'oto, Vic	2005, 07, 09-10
Putnam, Matt	2008-2011	Robins, Roy	1973	Shea, Glenn	1964-65	Sorensen, Daniel	2008, 11-13
Putnam, Norman	1957-59	Robinson, Alan	1962-64	Sheide, Gary	1973-74	Sorensen, Justin	2008, 11-13
qqq		Robinson, Chad	1987-89	Shell, Todd	1980-83	Sorenson, Tom	2007-08
RRR		Robinson, John	1953-54	Shelton, Michael	2015	Sowards, Jesse	1997-99
Quezada, Joshua	2010, 11	Robinson, Justin	2005-06	Sherman, Marc	1984-85	Spencer, Brock	1990
Raass, John	1994-95	Robinson, Rob	2003	Shields, Lloyd	1930-32	Speredon, Jason	2007-08, 10
Raass, Stan	1994-95	Robinson, Scott	1983-85	Shiffler, Mike	1996-98	Sprouse, Al	1965
Ralph, Dick	1956	Robison, Burle	1930-32	Shifrer, Max	1946	Sprowls, Jeff	1984-85
Ramage, Cory	1999-00	Roderick, Aaron	1997-98	Shober, Ernest	1930	Squires, Monte	1966-68
Ramage, John	1977, 80-81	Rodoni, Brian	1985-87	Shoemaker, Paul	1995-97	Sralla, Scott	1991-93
Ransom, Villar	1942	Rodrique, Perry	1966-67	Shumway, Drew	1953	St. Pierre, Ed	1978-80
Rasmussen, Corey	1984-86	Rogers, Courtney	1986-88	Shumway, Jay	1984-86	Stacey, Andrew	2005-06
Rawlinson, Doug	1985-86	Rogers, Steve	1980-81	Shumway, Shane	1984-86	Staffieri, Markell	2004-07
Rawlinson, Randy	1983-84	Romero, Ed	1968	Sikahema, Kapi	1991	Staley, Dustin	1995, 99-01
Reading, Chris	1968-70	Romney, Golden	1925	Sikahema, Vai	1980-85	Staley, Lucas	1999-01
Reading, Lynn	1956	Rossi, Pete	1984	Simmerman, Bob	1977	Stapley, Hal	1956
Reber, Scott	1977-79	Roundy, Elmo	1948-49, 52	Simmons, Dean	1933-34	Stapley, Stan	1946-47
Redd, Glenn	1979-80	Rowe, Owen	1926-28	Simmons, Dennis	1993-96	Startin, Wayne	1956-58
Redden, Matt	1992-95	Rowley, Graham	2010-11, 14-15	Simmons, Don	1926	Stearns, Ned	1996-01
Reden, Stehly	2011-12	Rozeshi, Ed	1971-72	Simmons, Gerald	1934	Steele, Greg	1994
Reden, Garrett	2007-08	Russell, Mike	1973-74	Simmons, Henry	1926-27	Steele, Tom	2010
Reed, Dermmell	1994-95	Russell, Tim	1965-66	Simmons, Ron	1991-93	Stephens, Brandon	2001-03
Reed, Larry	1946	Rykert, Dustin	1999-02	Simon, Micah	2015	Stephens, Robert	1988-90
Reed, Michael	2005-08	SSS		Simpson, Ron	1992	Stephenson, Riley	2009-12
Reeve, Mark	1927-29	Salanoa, Thor	1985-87	Sinclair, Paul	1987	Sterling, Otis	1991-92
Reeve, Wayne	1939-40	Salazar, Rob	1982-83	Sitake, Kalani	1994, 97-00	Stevens, Chris	1996-97
Reid, Adney	2003	Salido, Mike	1987-88, 90	Sitake, T.J.	1999-00, 04-05	Stevenson, Derik	1995-98
Reid, Andy	1979-80	Saluone, Pili	1970-71	Skiba, John	1998-99	Stewart, Christian	2014
Reid, Gabriel Po'u	1999-02	Saluone, Terence	1992-93	Skidmore, Henry	1967-68	Stewart, Ron	1963
Reid, Spencer	1994-97	Samples, Bruce	1960	Skinner, Ryan	2000	Stinnett, Eddie	1982-83
Reilly, Drew	2013	Samples, Gary	1965	Skousen, Basil	1927-29	Stoddard, Gary	1974
Regis, Larry	1956-57	Sampson, Bryan	2014-15	Skousen, Clarence	1927-28	Stoddard, Troy	1993
Rex, Byron	1990-92	Sampson, Eddie	1994-96	Skousen, Jim	1946	Stolworthy, Reed	1949, 52-53
Reynolds, Dallas	2005-08	Sampson, Joe	2011-12	Skousen, Marvin	1929-31	Stolworthy, Tom	1960
Reynolds, Houston	2010-11	Samson, Trevor	2014-15	Skousen, Murray	1939	Stolworthy, Willard	1953-54
Reynolds, Lance	1972-73, 76-77	Sanders, Brian	2002-05	Skousen, Owen	1951-52	Stone, Devon	1961-63
Reynolds, Lance Jr.	2004-2005	Sanders, Jack	1967	Slater, Ryan	2001-03	Stone, Doug	1991-92
Reynolds, Matt	2008-11	Sanders, Steve	1985-86	Slavens, Johnny	1997	Stone, Thayne	1942, 46-48



K Owen Pochman



LB Spencer Reid



QB Gary Sheide



RB Vai Sikahema

LETTERMEN

Stout, Zac 2010, 14
 Stratton, Steve 1971-73
 Straw, Jason 1996
 Stringham, Brock 2011-14
 Stringham, Jack 1935-37
 Stromberg, Doug 1977-79
 Stroth, Vince 1980-82
 Sullivan, Sean 2007
 Sumko, Mike 2001-02
 Summers, Hyrum 1996-98
 Sundwall, Pete 1956
 Sutorius, Paul 1967-69
 Swanson, Dave 1968-69
 Swenson, Marc 1976-78
 Swenson, Reed 1923-25
TTT
 Taele, Logan 2013-15
 Tafuna, David 2004-06, 08
 Tahi, Fahu 1999, 03-05
 Tait, John 1996-98
 Takenaka, Eric 2015
 Takitaki, Sione 2014-15
 Tanner, Kirk 1974
 Tanner, Mike 2000-03
 Tarleton, Vic 1992-93
 Tausinga, Kesni 2015
 Tautu, Sae 2013-15
 Taylor, Clinton 1953-54
 Taylor, Dan 1972-73
 Taylor, Dan 1960-62
 Taylor, Dave 1975-76
 Taylor, Dunn 1923-24, 26
 Taylor, Glen 1954, 56
 Taylor, Golden 1934-35
 Taylor, Isaac 2007-08
 Taylor, Jim 1956
 Tenifa, Lolo 2008
 Tennyson, Bob 1962-63
 Te'o, Shiloah 2008
 Terranova, Mark 1973, 75-76
 Terry, Dave 1971-73
 Tervort, Daniel 2007
 Tew, Kyle 2005
 Thiemann, Dick 1965-67
 Thiel, Ted 1948
 Thomas, Rodney 1984-87
 Thomas, Steven 2008-10
 Thompson, Brett 2009, 12-13
 Thompson, Pat 1986-88
 Thompson, Tod 1976-78
 Thorn, Paul 1928-30
 Thorne, Dick 1925-27
 Thorson, Marco 2009-11
 Tialavea, Russell 2005-09, 12
 Tiatia, Sim 1988, 90
 Tibbetts, Ted 1941
 Tibbitts, Ryan 1979-80
 Tidwell, Dave 1983, 85
 Tidwell, Neils 1979, 81-82
 Tidwell, Randy 1978-79
 Tingey, Kent 1978-79
 Titensor, Glen 1979-80
 Tiumalu, Casey 1982-83
 Tolbert, Max 1949-51

Tonga, Manase 2005-07, 09
 Tonga, Matongi 2006
 Tooke, Dick 1949, 51
 Toolson, Tom 1973-74
 Toone, Cliff 1929, 31
 Towle, Kevin 1985
 Tree, Marion 1947-48
 Tree, Ron 1970-72
 Tripp, Elton 2000
 Tripple, Leo 1963
 Tucker, Glen 1932-33
 Tucker, Larry 1974, 76
 Tuiloma, Travis 2011, 14-15
 Tuipulotu, Peter 1987, 89-91
 Tuipulotu, Tom 1983, 85
 Tujaque, Garrett 1990-91
 Turley, Stan 1940
 Tushaus, Blair 2010-12
UUU
 Uale, Travis 2008-11
 Ulufale, Mike 1994-95
 Unga, Harvey 2006-09
 Unga, Morgan 2015
 Unga, Victor 2008
 'Unga, Uani 2012-13
 Unger, Nick 1987
 Unutoa, Morris 1989, 93-95
 Uperesa, Keith 1974-77
 Uselman, Mark 1974-75
VVV
 Vacher, Clug 1929-30
 Vaitai, Manaaki 2007, 10-13
 Vakalahi, Fono 2009
 Vakapuna, Taufui 2003, 06-08
 Valdez, Nati 1989-92
 Valgardson, Don 1976
 Valgardson, Kam 1997-00
 Valgardson, Rich 1971
 Van De Merwe, Jan 1976-77
 VanDerWouden, John 1975-77
 Van Leeuwen, Craig 1974
 Van Leeuwen, Kent 1986
 Van Noy, Kyle 2010-13
 Van Sweden, Dan 2006-07, 09
 Van Valkenburg, AJ 2010
 Van Valkenburg, Pete 1976
 Van Valkenburg, Pete 1970-72
 VanWoerkom, Scott 1989-90
 Varner, Ross 1976-78
 Varner, Stan 1973-75
 Varoz, Brett 1983
 Veal, Simote 2010-12
 Velasco, John 1953-54
 Velasco, Ron 1976-78
 Verbanzt, Tom 1953-55
 Verney, John 1934-35
 Vest, Niles 1933
 Vesterfeldt, Jay 1962-63
 Vincent, Hanale 2001-04
 VonColln, J. C. 1986-87
 Vorwaller, Wes 1960
WWW
 Wade, Alton 1953
 Wadsworth, Jeff 1983

Wadsworth, Michael 2013-15
 Wagner, Aaron 2005-06
 Wagner, Jadon 2008-11
 Waldo, Vern 1934-36
 Walsh, John 1991, 93-94
 Wakley, Ron 1967-69
 Walkenhorst, Paul 2000-02, 05
 Walker, Jason 1995-98
 Walker, Kevin 1980-82
 Walker, Mark 1979-81
 Walter, John 1970
 Wangsgard, Keith 1930-31
 Wanosik, Bill 1963-65
 Warcup, Rob 1998-99
 Ward, Anthony 2000-01
 Ward, Roy 1976
 Wardell, Doug 1962-64
 Warner, Chris 2006
 Warner, Fred 2014-15
 Warner, Max 1932
 Warner, Meldon 1935, 37
 Waters, Merrill 1936, 38
 Watford, Dennis 1968-70
 Watkins, Chris 1999-00
 Watkins, Todd 2004-05
 Watterson, Eric 2004
 Watts, Stan 1936
 Webb, Dennis 1978, 81
 Weber, Riley 2004-05
 Webster, Gary 1985
 Weed, Mark 1942
 Weenig, Jay 1955-56
 Weenig, John 1937, 39
 Weenig, Val 1961-62
 Weight, Gary 1974-75
 Weinkauf, Mike 1967-69
 Wells, Grant 1971-73
 Wells, Von 1970-72
 Wesley, De'Ondre 2013-pres.
 West, Henry 1952-54
 Westbrook, Michael 1998-99
 Westover, Udel 1951-52
 Whalen, Marcus 2000, 02-03
 Wheat, Warren 1986-88
 Wheeler, Melvin 1934-36
 White, Brian 1986-88
 White, Greg 1996
 White, Leon 1982-85
 White, Reed 2007-08
 White, Spencer 2003-05
 Whitehead, Clark 1953
 Whiting, Teag 2000-01
 Whitney, Fred 1942
 Whitsett, Vic 1979
 Whittingham, Cary 1981, 83-85
 Whittingham, Fred 1986-89
 Whittingham, Kyle 1978-81
 Wilcox, Brad 2013-15
 Wilcox, Jeff 1984-86
 Wilgar, Dana 1973-76
 Wilkerson, Rod 2001-04
 Wilkes, Doug 1978-79
 Wilkinson, Bob 1923
 Wilkinson, Glen 1931

Willardson, Troy 1994
 Willett, Ralph 1950
 Williams, Doug 1978-79
 Williams, Duaine 1992-93
 Williams, Jack 1997
 Williams, Jamaal 2012-14
 Willing, RJ 2004, 07-09
 Willis, Jamal 1991-94
 Wilson, Derrus 2000-01
 Wilson, Grant 1964-66
 Wilson, Jessie 1934
 Wilson, John 1962-63
 Wilson, Kyle 2002-03
 Wilson, Marc 1977-79
 Wilson, Pete 1931-33
 Wilson, Richard 2010-13
 Wilson, Rick 1988
 Wilson, Rob 1978-80
 Wilson, Ron 1970-71
 Wing, George 1939-41
 Wingard, Casey 1977-78
 Winward, Troy 1998
 Witney, Frank 1946
 Wolfley, Rick 2007-08
 Wong, Joe 1997-98
 Wong, Louis 1982-84
 Wood, Dick 1961, 63-64
 Wood, Don 1948, 52-53
 Wood, John 1956
 Wood, Rod 1976-78
 Woodward, Jack 1934-35
 Worthington, Vernal 1925-27
 Wright, Bill 1960-62
 Wright, Bill 2000-03
 Wright, Dave 1983-85
 Wright, Frank 1934-35
XX
 Xanthos, Vincent 2001-03
YYY
 Yancey, Daren 1995-98
 Yarro, Justin 1992-93
 Yarro, Ralph 1960-61
 Yeck, Michael 2012-14
 Young, Eddie 1958
 Young, Ike 1922-23
 Young, Jonathan 1982-83
 Young, LeGrand 1957-59
 Young, Mike 1987
 Young, Scott 2002-04
 Young, Steve 1981-83
 Young, Tom 1992-94
 Younger, Stan 1977-78
ZZZ
 Zayas, Rich 1986-87
 Zeller, Mike 1967-68
 Ziolkowski, Jake 2014-15
 Zitting, Ron 1956
 Zogg, Murray 1995-96
 Zundel, Matt 1989-91
 Zwahlen, Lynn 1972-73, 76-77



RB Casey Tiumalu



RB Pete Van Valkenburg



DB Michael Wadsworth



LB Leon White



YEARLY LEADERS

PASSING

YR.	PLAYER	ATT	CMP	INT	YDS	TD
2015	Tanner Mangum	446	267	10	3,377	23
2014	Christian Stewart	348	199	9	2,621	25
2013	Taysom Hill	438	236	14	2,938	19
2012	Riley Nelson	308	181	13	2,011	13
2011	Riley Nelson	202	116	7	1,717	19
2010	Jake Heaps	383	219	9	2,316	15
2009	Max Hall*	409	275	14	3,560	33
2008	Max Hall*	447	330	14	3,957	35
2007	Max Hall*	496	298	12	3,848	26
2006	John Beck*	417	289	8	3,885	32
2005	John Beck*	513	331	13	3,709	27
2004	John Beck	343	192	8	2,563	15
2003	Matt Berry	235	147	14	1,445	7
2002	Brett Engemann	215	119	8	1,334	6
2001	Brandon Doman	408	261	8	3,542	33
2000	Charlie Peterson	260	149	5	1,617	6
1999	Kevin Feterik	452	277	15	3,554	25
1998	Kevin Feterik	336	202	6	2,718	16
1997	Kevin Feterik	208	125	5	1,767	11
1996	Steve Sarkisian	404	278	12	4,027	33
1995	Steve Sarkisian	385	250	14	3,437	20
1994	John Walsh	463	284	14	3,712	29
1993	John Walsh	397	244	15	3,727	28
1992	Ryan Hancock	288	165	13	2,635	17
1991	Ty Detmer*	403	249	12	4,031	35
1990	Ty Detmer#	562	361	28	5,188	41
1989	Ty Detmer*	412	265	15	4,560	32
1988	Sean Covey	319	174	10	2,607	13
1987	Bob Jensen	259	144	14	1,833	10
1986	Steve Lindsley	287	180	18	2,247	12
1985	Robbie Bosco	511	338	24	4,273	30
1984	Robbie Bosco*	458	283	11	3,875	33
1983	Steve Young#	429	306	10	3,902	33
1982	Steve Young *	367	230	18	3,100	18
1981	Jim McMahon#	423	272	7	3,555	30
1980	Jim McMahon#	445	284	18	4,571	47
1979	Marc Wilson*	427	250	15	3,720	29
1978	Marc Wilson	233	121	13	1,499	8
1977	Marc Wilson*	277	164	18	2,418	24
1976	Gifford Nielsen*	372	207	19	3,192	29
1975	Gifford Nielsen	180	110	7	1,471	10
1974	Gary Sheide	300	181	19	2,174	23
1973	Gary Sheide*	294	177	12	2,350	22
1972	Bill August	144	69	5	891	2
1971	Bill August	87	37	11	448	2
1970	Rick Jones	168	76	17	851	1
1969	Marc Lyons	193	87	11	1,297	9
1968	Marc Lyons	157	66	9	735	2
1967	Marc Lyons	193	99	8	1,313	9
1966	Virgil Carter	293	141	16	2,182	21
1965	Virgil Carter*	250	120	13	1,789	20
1964	Virgil Carter	193	66	14	1,154	9
1963	Ron Stewart	23	10	0	160	1
1962	Eldon Fortie	100	43	11	814	7
1961	Eldon Fortie	83	33	11	469	5
1960	Bud Belnap	51	20	8	285	2
1959	Gary Dunn	31	10	3	223	1
1958	Wayne Startin	68	28	8	332	2
1957	Carroll Johnston	102	39	7	447	3
1956	Carroll Johnston	167	71	15	945	8
1955	Don Dixon	60	21	9	335	2
1954	Ron Bean	42	20	1	437	0
1953	LaVon Satterfield	92	34	8	568	4

* Led Conference, # Led Nation

RECEIVING

YR.	PLAYER	REC	YDS	TD
2015	Mitch Mathews	54	737	11

2014	Mitch Mathews	73	922	9
2013	Cody Hoffman	57	894	5
2012	Cody Hoffman	100	1,248	11
2011	Cody Hoffman	61	943	10
2010	JJ Di Luigi	45	443	1
	Cody Hoffman	42	527	7
2009	Dennis Pitta	62	829	8
2008	Austin Collie#	106	1,538	15
2007	Dennis Pitta	59	813	5
2006	Jonny Harline	58	935	12
2005	Jonny Harline	63	853	5
2004	Austin Collie	53	771	8
	Todd Watkins	52	1,042	6
2003	Toby Christensen	53	547	4
2002	Reno Mahe	59	771	2
2001	Reno Mahe*	91	1,211	9
2000	Margin Hooks	61	718	2
1999	Margin Hooks	60	1,067	7
1998	Margin Hooks	49	732	3
1997	Ben Cahoon	57	931	4
1996	K.O. Kealahuhi	49	901	8
1995	Mike Johnston	40	650	6
1994	Tim Nowatzke	47	601	4
1993	Eric Drage	54	867	5
1992	Eric Drage	56	1,093	12
1991	Eric Drage	46	1,018	10
1990	Andy Boyce	79	1,241	13
1989	Chris Smith	60	1,090	5
1988	Chuck Cutler	64	1,039	10
1987	Darren Handley	52	636	3
1986	Mark Bellini	46	839	5
1985	Mark Bellini	63	1,008	14
1984	David Mills*	60	1,023	7
1983	Casey Tiulalu	60	583	3
	Gordon Hudson	44	596	6
1982	Gordon Hudson*	67	928	6
1981	Gordon Hudson*	67	960	0
1980	Scott Phillips*	60	689	7
1979	Homer Jones*	46	404	4
1978	Mike Chronister	52	850	3
1977	Todd Christensen*	50	603	5
1976	Todd Christensen	51	510	3
1975	Todd Christensen	30	319	3
1975	J. VanDerWouden	29	621	3
1974	John Betham	38	569	6
1973	Jay Miller#	100	1,181	8
1972	Logan Hunter	49	555	2
1971	Golden Richards	14	238	1
1970	Golden Richards	36	513	1
1969	Kip Jackson	25	261	3
1968	Ed Romero	41	495	1
1967	Phil Odle*	77	971	9
1966	Phil Odle	60	920	5
1965	Phil Odle*	46	657	10
1964	Bruce Smith	30	470	3
1963	Bruce Smith	13	178	1
1962	Bruce Smith	14	230	0
1961	Paul Allen	5	261	3
1961	Don Peterson	11	115	0
1960	Jack Gifford	6	138	1
1959	Howard Ringwood	10	130	0
1958	R.K. Brown	10	177	2
1957	R.K. Brown	12	183	2
1956	Burt Bullock	22	291	2
1955	Owen Skousen	10	190	0
1954	Tom Verbantz	14	226	0

RUSHING

YR.	PLAYER	RUSH	YDS	AVG
2015	Algernon Brown	127	709	5.6
2014	Jamaal Williams	109	518	4.8



YEARLY LEADERS

2013	Taysom Hill	246	1,344	5.5
2012	Jamaal Williams	166	775	4.7
2011	JJ Di Luigi	116	584	5.0
2010	JJ Di Luigi	178	917	5.2
2009	Harvey Unga	208	1,087	5.2
2008	Harvey Unga	240	1,132	4.7
2007	Harvey Unga	244	1,227	5.0
2006	Curtis Brown	201	1,010	5.0
2005	Curtis Brown	210	1,123	5.3
2004	Curtis Brown	158	828	5.0
2003	Rey Brathwaite	145	812	5.6
2002	Marcus Whalen	181	918	5.1
2001	Luke Staley	196	1,582	#8.1
2000	Luke Staley	130	548	3.7
1999	Fahu Tah	102	445	4.4
1998	Ronney Jenkins	252	1,307	5.2
1997	Brian McKenzie	218	1,004	4.6
1996	Brian McKenzie	167	950	5.7
1995	Hema Heimuli	112	449	4.0
1994	Jamal Willis	204	1,042	5.1
1993	Kalin Hall	113	567	5.0
1992	Jamal Willis	204	1,004	4.9
1991	Peter Tuipulotu	125	619	5.0
1990	Peter Tuipulotu	98	637	6.5
1989	Fred Whittingham	109	582	5.3
1988	Fred Whittingham	88	513	5.8
1987	Fred Whittingham	129	418	3.2
1986	Lakei Heimuli	230	966	4.2
1985	Lakei Heimuli	188	913	4.6
1984	Lakei Heimuli	158	796	5.0
1983	Casey Tiumalu	139	851	6.1
1982	Casey Tiumalu	110	681	6.0
1981	Scott Pettis	94	499	5.3
1980	Eric Lane	96	473	4.9
1979	Eric Lane	94	595	6.3
1978	Bill Ring	116	520	4.5
1977	Scott Phillips	47	325	6.9
1976	Jeff Blanc	149	625	4.0
1975	Jeff Blanc	216	984	4.6
1974	Jeff Blanc	199	784	3.9
1973	Mark Terranova	94	414	4.3
1972	P. Van Valkenburg#	232	1,386	6.0
1971	P. Van Valkenburg	121	601	4.9
1970	P. Van Valkenburg	103	405	3.9
1969	Kip Jackson	209	791	3.7
1968	Dave Swanson	94	353	3.8
1967	Ron Wakley	62	296	4.7
1966	John Ogden*	204	906	4.4
1965	John Ogden*	152	700	4.6
1964	John Ogden*	179	770	4.3
1963	Phil Brady	71	318	4.5
1962	Eldon Fortie*	199	1,149	5.8
1961	Eldon Fortie	138	422	3.1
1960	Bud Belnap	101	256	2.5
1959	LeGrand Young	83	423	5.1
1958	Weldon Jackson*	101	698	6.9
1957	Weldon Jackson	138	605	4.3
1956	Steve Campora	34	259	7.6
1955	Phil Oyler	64	366	5.7
1954	Dick Felt	90	379	4.2
1953	Reed Stolorworthy	86	473	5.5
1952	Reed Stolorworthy	99	436	4.4

TOTAL OFFENSE

YR.	PLAYER	RUSH	PASS	TOTAL
2015	Tanner Mangum	-92	3,377	3,285
2014	Christian Stewart	163	2,621	2,784
2013	Taysom Hill	1,344	2938	4,282
2012	Riley Nelson	196	2,011	2,207
2011	Riley Nelson	392	1,717	2,109
2010	Jake Heaps	-100	2,316	2,216

2009	Max Hall*	75	3,560	3,635
2008	Max Hall*	115	3,957	4,072
2007	Max Hall*	14	3,848	3,862
2006	John Beck*	-8	3,885	3,877
2005	John Beck*	61	3,709	3,770
2004	John Beck	-36	2,563	2,527
2003	Matt Berry	-100	1,445	1,345
2002	Bret Engemann	-20	1,334	1,314
2001	Brandon Doman*	456	3,542	3,998
2000	Charlie Peterson	-78	1,617	1,539
1999	Kevin Feterik	-77	3,554	3,477
1998	Kevin Feterik	-111	2,718	2,607
1997	Kevin Feterik	-156	1,767	1,611
1996	Steve Sarkisian	-44	4,027	3,983
1995	Steve Sarkisian	-167	3,437	3,270
1994	John Walsh	-239	3,712	3,473
1993	John Walsh	-307	3,727	3,420
1992	Ryan Hancock	-49	2,635	2,586
1991	Ty Detmer#	-30	4,031	4,001
1990	Ty Detmer*	-166	5,188	5,022
1989	Ty Detmer*	-127	4,560	4,433
1988	Sean Covey	-82	2,607	2,525
1987	Bob Jensen	84	1,833	1,917
1986	Steve Lindsley	-90	2,247	2,157
1985	Robbie Bosco*	-132	4,273	4,141
1984	Robbie Bosco#	57	3,857	3,932
1983	Steve Young#	444	3,902	4,346
1982	Steve Young*	407	3,100	3,507
1981	Jim McMahon#	-97	3,555	3,458
1980	Jim McMahon#	56	4,571	4,627
1979	Marc Wilson#	-140	3,720	3,580
1978	Marc Wilson	85	1,499	1,584
1977	Marc Wilson*	20	2,418	2,438
1976	Gifford Nielsen*	-273	3,192	2,919
1975	Gifford Nielsen	-144	1,471	1,327
1974	Gary Sheide	-165	2,174	2,009
1973	Gary Sheide	-7	2,350	2,343
1972	Van Valkenburg	1,386	32	1,418
1971	Van Valkenburg	601	83	684
1970	Rick Jones	-112	851	739
1969	Marc Lyons	-83	1,297	1,214
1968	Marc Lyons	-99	735	636
1967	Marc Lyons	137	1,313	1,450
1966	Virgil Carter#	363	2,182	2,545
1965	Virgil Carter*	474	1,789	2,263
1964	Virgil Carter	38	1,154	1,542
1963	Phil Brady	318	130	448
1962	Eldon Fortie*	1,149	814	1,963
1961	Eldon Fortie	422	469	891
1960	Bud Belnap	256	285	541
1959	LeGrand Young	423	0	423
1958	Weldon Jackson	698	0	698
1957	Weldon Jackson	605	0	605
1956	Carroll Johnston	39	986	1,025
1955	Phil Oyler	366	15	381
1954	Ron Bean	4	437	441
1953	LaVon Satterfield	114	568	682
1952	Reed Stolorworthy	436	0	436

SCORING

YR.	PLAYER	TD	PAT	FG	PTS
2015	Trevor Samson	0	52	14	94
2014	Trevor Samson	0	62	12	98
2013	Justin Sorensen	0	45	21	108
2012	Jamaal Williams	13	0	0	78
2011	Justin Sorensen	0	48	15	93
2010	Mitch Payne	0	37	17	88
2009	Mitch Payne	0	59	10	89
2008	Harvey Unga	15	1	0	92
2007	Harvey Unga	17	0	0	102
2006	Jared McLaughlin*	0	58	14	100



YEARLY LEADERS

2005	Curtis Brown	16	1	0	98
2004	Matt Payne	0	30	15	75
2003	Matt Payne	0	20	14	62
2002	Matt Payne	0	27	13	66
2001	Luke Staley#	28	1	0	170
2000	Owen Pochman	0	29	19	86
1999	Owen Pochman	0	36	18	90
1998	Owen Pochman	0	41	20	101
1997	Brian McKenzie	12	0	0	72
1996	Ethan Pochman	0	63	20	123
1995	Bill Hansen	0	33	10	63
1994	Jamal Willis	14	0	0	84
1993	Joe Herrick	0	46	10	76
1992	David Lauder	0	42	13	81
1991	Eric Drage	10	0	0	60
1990	Earl Kauffman	0	55	12	91
1989	Jason Chaffetz	0	53	10	83
1988	Matt Bellini	11	0	0	66
1987	Leonard Chitty	0	32	18	86
1986	Leonard Chitty	0	32	16	80
1985	Mark Bellini	14	0	0	84
1984	Lakei Heimuli	14	0	0	84
1984	Lee Johnson	0	43	13	74
1983	Lee Johnson*	0	52	11	85
1982	Kurt Gunther*	0	41	11	74
1981	W. Hamilton*	16	0	0	96
1980	Clay Brown*	15	0	0	90
1979	Brent Johnson*	0	52	10	82
1978	Bill Ring	11	0	0	66
1977	Dev Duke*	0	46	9	73
1976	Dave Taylor*	0	34	15	79
1975	Jeff Blanc	11	0	0	66
1974	Jeff Blanc*	10	0	0	60
1973	Dev Duke	0	29	8	53
1972	VanValkenburg	14	0	0	84
1971	P. VanValkenburg	8	0	0	48
1970	Joe Liljenquist	0	9	11	42
1969	Joe Liljenquist	0	21	7	42
1968	Dave Swanson	6	6	0	44
1967	Dennis Patera	0	29	11	62
1966	Virgil Carter	9	1	0	56
1965	Phil Odle*	11	0	0	66
1964	Virgil Carter	5	1	0	32
1963	Frank Baker	0	8	5	23
1962	Eldon Fortie*	14	4	0	86
1961	Paul Allen	9	4	0	58
1960	Jack Gifford	3	0	0	18
1959	Jack Gifford	5	2	0	32
1958	Nyle McFarlane	6	3	0	42
1957	Steve Campora	3	1	0	19
1956	Steve Campora	4	0	0	24
1955	LeGrand Young	3	1	0	19
1954	Phil Oyler	3	0	0	18
1953	Dick Felt	5	0	0	30
1952	Dick Felt	7	0	0	42

PUNTING

YR.	PLAYER	NO	YARDS	AVG
2015	Jonny Linehan	62	2,649	42.7
2014	Scott Arellano	69	3,106	45.0
2013	Scott Arellano	80	3,279	41.0
2012	Riley Stephenson	59	2,681	45.4
2011	Riley Stephenson	47	1,985	42.2
2010	Riley Stephenson	52	2,182	42.0
2009	Riley Stephenson	42	1,733	41.3
2008	CJ Santiago	41	1,712	41.8
2007	CJ Santiago	62	2,459	39.7
2006	Derek McLaughlin	40	1,636	40.9
2005	Derek McLaughlin	48	1,922	40.0
2004	Matt Payne	62	2,808	45.3
2003	Matt Payne	78	3,433	44.0

2002	Matt Payne	51	2,429	47.6
2001	Aaron Edmonds	46	1,831	39.8
2000	Aaron Edmonds	67	2,924	43.6
1999	Jesse Sowards	51	2,227	43.7
1998	J.D. Hartsfield	65	2,622	40.3
1997	J.D. Hartsfield	65	2,685	41.3
1996	Alan Boardman	44	1,920	43.6
1995	Alan Boardman	47	1,934	41.2
1994	Alan Boardman	57	2,377	41.7
1993	Alan Boardman	56	2,405	43.0
1992	Brad Hunter	29	1,380	47.6
1991	Earl Kauffman	47	1,875	39.9
1990	Earl Kauffman*	42	1,818	43.3
1989	Earl Kauffman	44	1,848	42.0
1988	Pat Thompson*	49	2,195	44.8
1987	Pat Thompson*	71	3,077	43.3
1986	Pat Thompson	57	2,364	41.5
1985	Kevin Towle	53	2,185	41.2
1984	Lee Johnson	57	2,593	45.5
1983	Lee Johnson*	24	1,215	50.6
1982	Mike Mees*	40	1,825	45.6
1981	Mike Mees	57	2,330	40.9
1980	Clay Brown	39	1,555	39.9
1979	Clay Brown#	43	1,950	45.3
1978	Jim McMahon	41	1,600	39.0
1977	Jim McMahon	55	2,161	39.3
1976	David Lowry	64	2,462	38.5
1975	Mark Giles	43	1,707	39.7
1974	Mark Giles	60	2,165	36.1
1973	Mark Giles	58	2,248	39.4
1972	Doug Coon	66	2,500	37.9
1971	Joe Liljenquist	69	2,748	39.8
1970	Joe Liljenquist	37	1,489	40.3
1969	Rich Adams	83	3,239	39.0
1968	Rich Adams	81	3,273	40.9
1967	Rich Adams	37	1,530	41.4
1966	Ben Laverty	32	1,255	39.2
1965	Ben Laverty	52	2,008	38.6
1964	Barry Corchnoy	40	1,501	37.5
1963	Barry Corchnoy	55	2,159	39.3
1962	Bill Wright	41	1,498	36.5
1961	Bill Wright	46	1,862	40.5
1960	Ron Jacobson	34	1,382	39.0
1959	Gary Dunn*	39	1,748	44.8
1958	Gary Dunn	21	828	39.4
1957	Carroll Johnston	50	1,730	34.6
1956	Carroll Johnston	26	977	37.4
1955	D. Overstreet	15	543	36.2
1954	D. Overstreet	14	617	44.1
1953	Dick Felt	27	958	35.5
1952	Udell Westover	40	1,619	40.5

TACKLES

YR.	PLAYER	TOTAL	UA	ASST	TFL
2015	Michael Wadsworth	79	51	28	2.5
2014	Skye PoVey	78	55	23	4.0
2013	Uani 'Unga	143	61	82	7.5
2012	Brandon Ogletree	102	50	52	13.5
2011	Brandon Ogletree	78	40	36	4.0
2010	Andrew Rich	110	63	47	7.5
2009	Andrew Rich	85	51	34	3.5
2008	Matt Bauman	108	50	58	8.5
2007	Kelly Poppinga	113	46	67	7.5
2006	Cameron Jensen	107	57	50	9.5
2005	Cameron Jensen	84	44	40	6
2004	Cameron Jensen	103	49	54	12
2003	Aaron Francisco	116	57	59	5.5
2002	Paul Walkenhorst	107	47	60	15
2001	Justin Ena	101	64	37	11
2000	Justin Ena	107	49	58	10
1999	Jared Lee	96	67	29	4



YEARLY LEADERS

1998	Rob Morris	147	114	33	16
1997	Rob Morris	110	61	49	8.5
1996	Shay Muirbrook	97	60	37	8
1995	Eddie Sampson	105	43	62	1.5
1994	Shay Muirbrook	102	41	61	5
1993	Nathan Hall	72	30	42	4
1992	Shad Hansen	101	47	54	5
1991	Shad Hansen	193	63	130	4
1990	Rocky Biegel	99	26	73	1
1989	Bob Davis	137	38	99	2.5
1988	Bob Davis	148	80	68	4
1987	Troy Long	122	60	62	7
1986	J.C. VonColln	102	49	53	7
1985	Kurt Gouveia	98	57	41	7
1984	Cary Whittingham	147	51	96	0
1983	Marv Allen	118	39	79	1
1982	David Aupiu	119	61	58	0
1981	Kyle Whittingham	132	54	78	16
1980	Glen Redd	148	57	91	2
1979	Gary Kama	139	61	78	15
1978	Rod Wood	157	26	131	6
1977	Rod Wood	107	26	81	6

INTERCEPTIONS

YR.	PLAYER	NO	YARDS	TD	LONG
2015	Kai Nacua	6	137	2	50
2014	PolVey, Fua, Nacua all tied with two				
2013	Van Noy, D. Sorensen, Daniel, Fua, C. Bills all w/ two				
2012	Daniel Sorensen	3	27	0	26
2011	Travis Uale/Kyle Van Noy	3	10/79	0	10/43
2010	Andrew Rich	5	69	0	32
2009	Scott Johnson/Andrew Rich	4	57/91	0	56/52
2008	David Nixon	3	21	1	19
2007	Kehl/Hodgkiss/Gooch/Buchanan all with three				
2006	Justin Robinson	4	69	1	64
2005	Justin Luetterodt	3	54	0	28
2004	Micah Alba	3	24	0	24
2003	Aaron Francisco	3	42	0	36
2002	K.Neilson/B. Heaney	3	50/6	0	50/5
2001	Jernaro Gifford	6	131	0	62
2000	Tyson Smith	4	57	0	27
1999	Jared Lee	4	88	0	60
1998	Jason Walker	6	46	0	24
1997	Ben Cook/Tyler Nelson	2	0	0	0
1996	Omarr Morgan	4	-4	0	0
1995	Eddie Sampson	5	31	0	27
1994	Patrick Mitchell	3	4	0	4
1993	Jack Damuni	3	7	0	7
1992	Derwin Gray	5	13	0	13
1991	Derwin Gray/Josh Arnold	3	33/0	1/0	23/2
1990	Derwin Gray	6	57	1	30
1989	Brian Mitchell	5	112	1	97
1988	Rodney Rice	6	103	1	70
1987	Rodney Rice/Troy Long	6	51/37	1/0	31/25
1986	Jeff Wilcox	7	110	0	27
1985	Rodney Thomas	5	51	0	51
1984	Mark Allen/Marv Allen	4	32/7	0/0	22/7
1983	Jon Young	6	35	0	22
1982	Walker/Holmoe/Peterson	3	3/10	0	6/8
1981	Dave McKee	4	57		
1980	Tom Holmoe	7	28		
1979	Schoepflin/Redd	5	69/53		
1978	Ron Velasco	3	30		
1977	Bob Prested	5	78		
1976	Tony Hernandez	6	79		
1974	Mike Russell	6	137		
1973	Mike Russell	6	112		
1972	Dave Atkinson	8	88		
1971	Dave Atkinson	9	120		93
1970	*Dan Hansen	8	108		
1969	Paul Sutorius	6	55		

1968	Larry Echohawk	5	52
1967	Bobby Roberts	7	96
1966	*Bobby Roberts	7	87
1965	Bobby Roberts	4	33
1964	Kent Oborn	2	37
1963	(Five-way tie)	1	
1962	*Gene Frantz	9	133
1961	(Severall)	1	
1960	Mike Brady	3	17
1959	(Five-way tie)	1	
1958	H. Ringwood/W. Startin	2	32/22
1957	Carroll Johnston	7	89

SACKS

YR.	PLAYER	NO.
2015	Bronson Kaufusi	11
2014	Bronson Kaufusi	7
2013	Van Noy, Kaufusi	4
2012	Kyle Van Noy	13
2011	Kyle Van Noy	7
2010	Vic So'oto	5
2009	Jan Jorgensen	6
2008	Jan Jorgensen	5
2007	Jan Jorgensen*	13.5
2006	Hala Paongo	5
2005	Justin Maddox	7
2004	Brady Poppinga	6
	Shaun Nua	6
2003	Brady Poppinga	6
2002	Brady Poppinga	8
2001	Ryan Denney	7
2000	Setema Gali	10
1999	Byron Frisch	8
1998	Rob Morris	6
1997	Byron Frisch	9
1996	Shay Muirbrook	9
1995	Matt Redden	6.5
1994	Randy Brock	8
1993	Randy Brock	4
1992	Randy Brock	10
1991	Scott Giles	8
1990	Alema Fitiseanu	11
1989	Chad Robinson	9
1988	Duane Johnson	5.5
1987	David Futrell	11
1986	Shawn Knight	16
1985	Jason Buck	11.5
1984	Ladd Akeo	8
1983	Jim Herrmann	16
1982	Brandon Flint	8
	Chuck Ehin	8
1981	Brandon Flint	13
1980	Glen Titensor	13
1979	Rob Buchanan	8
1978	Ross Varner	7
1977	Mat Mendenhall	11
1976	Mekeli Jeremia	17
1975	Stan Varner	5
1974	Stan Varner	14

#Led Nation

*Led Conference



BYU RECORD BOOK

TOTAL OFFENSE

INDIVIDUAL TOTAL OFFENSE

Career

1.	14,655	Ty Detmer	1988-91
2.	11,569	Max Hall	2007-09
3.	11,059	John Beck	2003-06
4.	9,723	Jim McMahon	1977-78, 80-81
5.	8,817	Steve Young	1980-83

Top active player:

11.	6,478	Taysom Hill	
-----	-------	-------------	--

Season

1.	5,022	Ty Detmer	1990
2.	4,627	Jim McMahon	1980
3.	4,433	Ty Detmer	1989
4.	4,346	Steve Young	1983
5.	4,282	Taysom Hill	2013

Game

1.	603	Ty Detmer	at San Diego St., 11/16/91	T, 52-52
2.	599	Virgil Carter	UTEP, 11/5/66	W, 53-33
3.	597	John Walsh	at Utah State, 10/30/93	L, 58-56
4.	594	Ty Detmer	vs. Penn State, 12/29/89	L, 50-39
5.	582	Marc Wilson	vs. Utah, 11/5/77	W, 38-8

TOTAL PLAYS

CAREER

1.	1,795	Ty Detmer	1988-91
----	-------	-----------	---------

Top active player:

1,029	Taysom Hill	
-------	-------------	--

SEASON

1.	684	Taysom Hill	2013
----	-----	-------------	------

GAME

1.	79	Christian Stewart	Nevada, 10/18/14	L 42-35
2.	78	Taysom Hill	at Houston, 10/19/13	W, 47-46

PASSING

PASSING YARDS

Career

1.	15,031	Ty Detmer	1988-91
2.	11,365	Max Hall	2007-09
3.	11,021	John Beck	2003-06
4.	9,536	Jim McMahon	1977-78, 80-81
5.	8,400	Robbie Bosco	1983-85
6.	8,390	John Walsh	1991-94
7.	8,065	Kevin Feterik	1996-99
8.	7,733	Steve Young	1981-83
9.	7,637	Marc Wilson	1975-79
10.	7,464	Steve Sarkisian	1995-96

Top active player:

13.	4,606	Taysom Hill	
19.	3,377	Tanner Mangum	

Season (including all 3,000+ yard seasons)

1.	5,188	Ty Detmer	1990
2.	4,571	Jim McMahon	1980

3.	4,560	Ty Detmer	1989
4.	4,273	Robbie Bosco	1985
5.	4,031	Ty Detmer	1991
6.	4,027	Steve Sarkisian	1996
7.	3,957	Max Hall	2008
8.	3,902	Steve Young	1983
9.	3,885	John Beck	2006
10.	3,875	Robbie Bosco	1984
11.	3,848	Max Hall	2007
12.	3,727	John Walsh	1993
13.	3,720	Marc Wilson	1979
14.	3,712	John Walsh	1994
15.	3,709	John Beck	2005
16.	3,560	Max Hall	2009
17.	3,555	Jim McMahon	1981
18.	3,554	Kevin Feterik	1999
19.	3,542	Brandon Doman	2001
20.	3,437	Steve Sarkisian	1995
21.	3,377	Tanner Mangum	2015
22.	3,192	Gifford Nielsen	1976
23.	3,100	Steve Young	1982

Game

1.	619	John Walsh	at Utah St., 10/30/93	L, 58-56
2.	599	Ty Detmer	at SDSU., 11/16/91	T, 52-52
3.	585	Robbie Bosco	at New Mex., 10/19/85	W, 45-23
4.	576	Ty Detmer	vs. Penn St., 12/29/89	L, 50-39
5.	571	Marc Wilson	vs. Utah, 11/5/77	W, 38-8

PASSING ATTEMPTS

Career

1.	1,530	Ty Detmer	1988-91
2.	1,418	John Beck	2003-06
3.	1,382	Max Hall	2007-09
4.	1,060	Jim McMahon	1977-78, 80-81
5.	1,004	Kevin Feterik	1996-99
6.	997	Robbie Bosco	1982-85
7.	976	John Walsh	1991-94
8.	937	Marc Wilson	1975-79
9.	908	Steve Young	1981-83
10.	789	Steve Sarkisian	1995-96

Top active player:

13.	675	Taysom Hill	
-----	-----	-------------	--

Season

1.	562	Ty Detmer	1990
2.	513	John Beck	2005
3.	511	Robbie Bosco	1985
4.	496	Max Hall	2007
5.	477	Max Hall	2008
6.	463	John Walsh	1994
7.	458	Robbie Bosco	1984
8.	452	Kevin Feterik	1999
9.	446	Tanner Mangum	2015
10.	445	Jim McMahon	1980

Game

1.	67	John Beck	UNLV, 10/8/2004	L, 24-20
2.	65	Jim McMahon	at Colorado St., 11/7/81	W, 63-14
3.	63	Christian Stewart	vs. Nevada, 10/18/14	L, 42-35



- | | | | | |
|----|----|--------------|--------------------------|----------|
| 4. | 61 | Sean Covey | vs. Virginia, 12/22/1987 | L, 22-16 |
| 4. | 61 | Robbie Bosco | at New Mex., 10/19/85 | W, 45-23 |

PASSING COMPLETIONS

Career

- | | | | |
|-----|-----|-----------------|----------------|
| 1. | 958 | Ty Detmer | 1988-91 |
| 2. | 903 | Max Hall | 2007-09 |
| 3. | 885 | John Beck | 2003-06 |
| 4. | 653 | Jim McMahon | 1977-78, 80-81 |
| 5. | 638 | Robbie Bosco | 1983-85 |
| 6. | 609 | Kevin Feterik | 1996-99 |
| 7. | 592 | Steve Young | 1981-83 |
| 8. | 588 | John Walsh | 1991-94 |
| 9. | 535 | Marc Wilson | 1975-79 |
| 10. | 528 | Steve Sarkisian | 1995-96 |

Top active players:

- | | | |
|-----|-----|---------------|
| 12. | 387 | Taysom Hill |
| 20. | 267 | Tanner Mangum |

Season

- | | | | |
|-----|-----|--------------|------|
| 1. | 361 | Ty Detmer | 1990 |
| 2. | 338 | Robbie Bosco | 1985 |
| 3. | 331 | John Beck | 2005 |
| 4. | 330 | Max Hall | 2007 |
| 5. | 306 | Steve Young | 1983 |
| 6. | 298 | Max Hall | 2007 |
| 7. | 289 | John Beck | 2006 |
| 8. | 284 | John Walsh | 1994 |
| 9. | 284 | Jim McMahon | 1980 |
| 10. | 283 | Robbie Bosco | 1984 |

Game

- | | | | | |
|----|----|--------------|--------------------------|----------|
| 1. | 44 | Jim McMahon | at Colorado St., 11/7/81 | W, 63-14 |
| 2. | 42 | Ty Detmer | vs. Penn St., 12/29/89 | L, 50-39 |
| | 42 | Robbie Bosco | at New Mex., 10/19/85 | W, 45-23 |
| 4. | 41 | John Beck | vs. Boston Coll., 9/3/05 | L, 20-3 |
| 5. | 40 | Jim McMahon | North Texas St., 11/8/80 | W, 41-23 |

PASSING TOUCHDOWNS

Career

- | | | | |
|-----|-----|-----------------|----------------|
| 1. | 121 | Ty Detmer | 1988-91 |
| 2. | 94 | Max Hall | 2007-09 |
| 3. | 84 | Jim McMahon | 1977-78, 80-81 |
| 4. | 79 | John Beck | 2003-06 |
| 5. | 66 | John Walsh | 1991-94 |
| | 66 | Robbie Bosco | 1983-85 |
| 7. | 61 | Marc Wilson | 1975-79 |
| 8. | 56 | Steve Young | 1981-83 |
| 9. | 55 | Gifford Nielsen | 1974-77 |
| 10. | 53 | Kevin Feterik | 1996-99 |
| | 53 | Steve Sarkisian | 1995-96 |

Top active player:

- | | | |
|-----|----|---------------|
| 16. | 31 | Taysom Hill |
| 19. | 23 | Tanner Mangum |

Season

- | | | | |
|----|----|--------------|------|
| 1. | 47 | Jim McMahon | 1980 |
| 2. | 41 | Ty Detmer | 1990 |
| 3. | 35 | Max Hall | 2008 |
| | 35 | Ty Detmer | 1991 |
| 5. | 33 | Steve Young | 1983 |
| | 33 | Robbie Bosco | 1984 |

- | | | | |
|-----|-----------------|-----------|------|
| 33 | Steve Sarkisian | 1996 | |
| 33 | Max Hall | 2009 | |
| 33 | Brandon Doman | 2001 | |
| 10. | 32 | John Beck | 2006 |
| | 32 | Ty Detmer | 1989 |

Game

- | | | | | |
|----|-------------|--|-----------------------------|----------|
| 1. | 7 | Max Hall | vs. UCLA, 9/13/08 | W, 59-0 |
| 7 | Jim McMahon | at Colorado State, 11/7/81 | W, 63-14 | |
| 7 | Marc Wilson | at Colorado State, 10/15/77 | W, 63-17 | |
| 4. | 6 | <i>Nine tied with six last player:</i> | | |
| | | James Lark | at New Mexico St., 11/24/12 | W, 50-14 |

HIGHEST COMPLETION PERCENTAGE

Career

Min. 500 attempts

- | | | | |
|-----|-------|-----------------|----------------|
| 1. | 0.669 | Steve Sarkisian | 1995-96 |
| 2. | 0.653 | Max Hall | 2007-09 |
| 3. | 0.652 | Steve Young | 1981-83 |
| 4. | 0.64 | Robbie Bosco | 1982-85 |
| 5. | 0.626 | Ty Detmer | 1988-91 |
| 6. | 0.624 | John Beck | 2003-06 |
| 7. | 0.621 | Brandon Doman | 1998-01 |
| 8. | 0.616 | Jim McMahon | 1977-78, 80-81 |
| 9. | 0.607 | Kevin Feterik | 1996-99 |
| 10. | 0.603 | Gary Sheide | 1973-74 |

Top active player:

- | | | |
|-----|-------|-------------|
| 15. | 0.573 | Taysom Hill |
|-----|-------|-------------|

Season

Min. 300 attempts

- | | | | |
|-----|-------|-----------------|------|
| 1. | 0.713 | Steve Young | 1983 |
| 2. | 0.693 | John Beck | 2006 |
| 3. | 0.692 | Max Hall | 2008 |
| 4. | 0.688 | Steve Sarkisian | 1996 |
| 5. | 0.672 | Max Hall | 2009 |
| 6. | 0.661 | Robbie Bosco | 1985 |
| 7. | 0.649 | Steve Sarkisian | 1995 |
| 8. | 0.645 | John Beck | 2005 |
| 9. | 0.643 | Ty Detmer | 1989 |
| 10. | 0.643 | Jim McMahon | 1981 |

Game

Min. 20 attempts

- | | | | | |
|----|-------------|-----------------|------------------------------|----------|
| 1. | 91.2//31-34 | Steve Sarkisian | at Fresno State, 11/25/95 | W, 45-28 |
| 2. | 90.9//20-22 | Max Hall | at Wyoming, 11/7/2009 | W, 52-0 |
| 3. | 88.0//22-25 | Steve Young | vs. Utah, 11/19/1983 | W, 55-7 |
| 4. | 83.3//25-30 | Max Hall | vs. San Diego State, 11/8/08 | W, 41-12 |
| 5. | 82.6//19-23 | Gifford Nielsen | vs. New Mexico, 10/8/77 | W, 54-19 |

HIGHEST PASS EFFICIENCY RATING

Career

Min. 500 attempts

- | | | | |
|----|--------|-----------------|----------------|
| 1. | 162.74 | Ty Detmer | 1988-91 |
| 2. | 161.96 | Steve Sarkisian | 1995-96 |
| 3. | 156.91 | Jim McMahon | 1977-78, 80-81 |
| 4. | 152.03 | Brandon Doman | 1998-01 |



5.	151.08	Max Hall	2007-09
6.	149.82	Steve Young	1981-83
7.	149.39	Robbie Bosco	1982-85
8.	147.6	John Walsh	1991-94
9.	145.23	Gifford Nielsen	1974-77
10.	141.29	John Beck	2003-06

Top active player:

16.	123.88	Taysom Hill	
-----	--------	-------------	--

Season

1.	176.87	Jim McMahon	1980
2.	175.64	Ty Detmer	1989
3.	173.56	Steve Sarkisian	1996
4.	169.05	John Beck	2006
5.	168.51	Ty Detmer	1991
6.	168.45	Steve Young	1983
7.	160.13	Max Hall	2009
8.	159.66	Brandon Doman	2001
9.	157.21	Max Hall	2008
10.	156.04	John Walsh	1993

Game

Min. 20 attempts

1.	278.51	Ty Detmer		
		vs. Utah, 11/18/89		W, 70-31
2.	270.04	Max Hall		
		at Wyoming, 11/7/09		W, 52-0
3.	257.25	Steve Sarkisian		
		vs. Utah 11/19/83		W, 55-7
4.	255.95	Marc Wilson		
		at Colorado State, 10/15/77		W, 63-17
5.	254.05	Gifford Nielsen		
		vs. New Mexico, 9/30/77		W, 54-19

INTERCEPTIONS THROWN

Career

1.	65	Ty Detmer	1988-91
2.	46	Marc Wilson	1977-79
3.	43	Virgil Carter	1964-66
4.	40	Max Hall	2007-09
5.	36	Robbie Bosco	1983-85
6.	35	John Walsh	1991-1994
7.	34	Jim McMahon	1977-78, 80-81
	34	John Beck	2003-2006
9.	33	Steve Young	1981-1983
10.	31	Gary Sheide	1973-1974

Top active players:

20.	20	Taysom Hill	
32.	10	Tanner Mangum	

Season

1.	28	Ty Detmer	1990
2.	24	Robbie Bosco	1985
3.	19	Gifford Nielsen	1976
4.	19	Gary Sheide	1974
5.	18	Jim McMahon	1980
	18	Marc Wilson	1977
	18	Steve Young	1982
	18	Steve Lindsley	1986
9.	17	Rick Jones	1970
10.	16	Virgil Carter	1966

Game

1.	7	Jim Eccles	vs. Utah, 10/9/48	L, 30-0
----	---	------------	-------------------	---------

INTERCEPTION AVOIDANCE PCT.

Career

Min. 500 attempts

1.	2.40%	John Beck	2003-06
2.	2.68%	Jake Heaps	2010-11
3.	2.69%	Kevin Feterik	1996-99
4.	2.78%	Brandon Doman	1998-01
5.	2.89%	Max Hall	2007-09
6.	2.96%	Taysom Hill	2012-15
7.	3.21%	Jim McMahon	1977-78, 80-81
8.	3.30%	Steve Sarkisian	1995-96
9.	3.41%	Sean Covey	1986-89
10.	3.59%	John Walsh	1991-94

Season

Min. 300 attempts

1.	1.7%	Jim McMahon	1981
2.	1.79%	Kevin Feterik	1998
3.	1.92%	John Beck	2006
4.	1.96%	Brandon Doman	2001
5.	2.24%	Tanner Mangum	2015
6.	2.331%	Steve Young	1983
	2.332%	John Beck	2004
8.	2.35%	Jake Heaps	2010
9.	2.40%	Robbie Bosco	1984
10.	2.42%	Max Hall	2007

TIMES SACKED

Career

1.	108	Ty Detmer	1988-91
2.	98	Kevin Feterik	1996-99
3.	93	John Walsh	1991-94
4.	81	John Beck	2003-06
5.	61	Max Hall	2007-09

Season

1.	43	John Walsh	1993
2.	38	Steve Sarkesian	1995
3.	38	Kevin Feterik	1998
4.	37	Ty Detmer	1989
	37	Kevin Feterik	1999
	37	Taysom Hill	2013

Game

1.	10	Ty Detmer	at Hawaii, 9/28/89	L, 56-14
		John Walsh	at UCLA, 9/9/93	L, 68-14

Top active player:

60	Taysom Hill	
----	-------------	--

500-YARD PASSING GAMES

Career

1.	5	Ty Detmer	1988-91
2.	2	Robbie Bosco	1983-85
	2	Jim McMahon	1977-78, 80-81
4.	1	Six players tied with 1	

Season

1.	2	Ty Detmer	1990
----	---	-----------	------



2	Ty Detmer	1989
2	Robbie Bosco	1985
2	Jim McMahon	1981
5. 1	Six players tied with 1	

400-YARD PASSING GAMES

Career

1. 14	Ty Detmer	1988-91
2. 9	Jim McMahon	1977-78, 80-81
3. 5	John Walsh	1991-94
4. 4	Robbie Bosco	1983-85
5. 3	Four players tied with 3	

Top active player:

1	Taysom Hill	
---	-------------	--

Season

1. 8	Ty Detmer	1990
2. 6	Jim McMahon	1980
3. 5	Ty Detmer	1989
4. 4	John Walsh	1993
5. 3	Robbie Bosco	1985
3	Jim McMahon	1981

300-YARD PASSING GAMES

Career

1. 36	Ty Detmer	1988-91
2. 20	Max Hall	2007-09
3. 19	John Walsh	1991-94
19	Jim McMahon	1977-78, 80-81
5. 17	John Beck	2003-06

Top Active Player:

5	Tanner Mangum	
3	Taysom Hill	

Season

1. 13	Ty Detmer	1989
2. 12	Ty Detmer	1990
12	Jim McMahon	1980
4. 10	Ty Detmer	1991
10	Marc Wilson	1979

LONGEST PASS PLAY

1. 97 yards	T. Detmer to E. Drage	
	vs. Utah 11/23/91	W, 48-17
93 yards	J. Walsh to	93
87 yards	S. Sarkesian to	96
-- 84 yards	T. Mangum to M. Juergens	
	vs. Boise State, 9/12/15	W, 35-24
83 yards	R. Bosco to	84
83	Feterik	98
83	Stewart	14
80	Bill Jackson to P. Allen	
	at N. Texas St., 9/30/61	L, 41-30

QB/WR TOUCHDOWN COMBOS

Career

1. 22	Max Hall/Austin Collie	
2. 19	Max Hall/Dennis Pitta	
3. 18	Jim McMahon/Clay Brown	
4. 17	Robbie Bosco/Mark Bellini	

5. 16	John Beck/Jonny Harline	
Top active combo:		
3	Tanner Mangum/Nick Kurtz	

RECEIVING

RECEIVING YARDS

Career

1. 3,612	Cody Hoffman	2010-13
2. 3,255	Austin Collie	2004, 07-08
3. 3,065	Eric Drage	1990-93
4. 2,901	Dennis Pitta	2004, 07-09
5. 2,841	Margin Hooks	1997-00
6. 2,635	Matt Bellini	1987-90
7. 2,548	Phil Odle	1965-67
8. 2,484	Gordon Hudson	1981-83
9. 2,429	Mark Bellini	1982-86
10. 2,367	Chris Smith	1987-90

Top active player:

69. 895	Mitchell Juergens	
---------	-------------------	--

Season (including all 1000+ yard seasons)

1. 1,538	Austin Collie	2008
2. 1,248	Cody Hoffman	2012
3. 1,241	Andy Boyce	1990
4. 1,211	Reno Mahe	2001
5. 1,181	Jay Miller	1973
6. 1,156	Chris Smith	1990
7. 1,093	Eric Drage	1992
8. 1,090	Chris Smith	1989
9. 1,083	Dennis Pitta	2008
10. 1,067	Margin Hooks	1999
11. 1,042	Todd Watkins	2004
12. 1,039	Chuck Cutler	1988
13. 1,023	David Mills	1984
14. 1,018	Eric Drage	1991
15. 1,009	Clay Brown	1980
16. 1,008	Mark Bellini	1985

Game

1. 263	Jay Miller	vs. New Mex., 11/3/73	W, 56-21
2. 259	Gordon Hudson	vs. Utah, 11/21/81	W, 56-28
3. 242	Phil Odle	vs. UTEP, 11/5/66	W, 53-33
4. 241	Glen Kozlowski	vs. Boston Coll., 8/9/85	W, 28-14
5. 235	Andy Boyce	vs. New Mex., 10/27/90	W, 55-31

RECEIVING YARDS BY A TIGHT END

Career

1. 2,901	Dennis Pitta	2004, 07-09
2. 2,484	Gordon Hudson	1980-83
3. 2,367	Chris Smith	1988-90
4. 1,763	Itula Mili	1994-96
5. 1,742	Jonny Harline	2004-06
6. 1,691	Clay Brown	1977-80
7. 1,376	Chad Lewis	1993-96
8. 1,244	Darren Handley	1986-88
9. 1,231	Trevor Molini	1985-86
10. 1,209	Byron Rex	1990-92

Season

1. 1,156	Chris Smith	1990
----------	-------------	------



2.	1,090	Chris Smith	1989
3.	1,083	Dennis Pitta	2008
4.	1,023	David Mills	1984
5.	1,009	Clay Brown	1980

RECEPTIONS

Career

1.	260	Cody Hoffman	2010-13
2.	221	Dennis Pitta	2004, 07-09
3.	215	Austin Collie	2004, 07-08
4.	204	Matt Bellini	1987-90
5.	189	Margin Hooks	1997-00
6.	183	Phil Odle	1965-67
7.	178	Gordon Hudson	1981-83
8.	166	Reno (Junior) Mahe	1998,01-02
9.	162	Eric Drage	1990-93
10.	157	Curtis Brown	2002,04-06

Top active player:

76.	65	Mitchell Juergens
-----	----	-------------------

Season

1.	106	Austin Collie	2008
2.	100	Cody Hoffman	2012
	100	Jay Miller	1973
4.	91	Reno Mahe	2001
5.	83	Dennis Pitta	2008
6.	79	Andy Boyce	1990
7.	77	Phil Odle	1967
8.	73	Mitch Mathews	2014
9.	68	Chris Smith	1990
10.	67	Gordon Hudson	1981
	67	Gordon Hudson	1982

Game

1.	22	Jay Miller	at New Mexico, 11/3/73	W, 21-7
2.	16	Mitch Mathews	vs. Nevada, 10/18/14	L, 42-35
3.	14	Reno Mahe	at Hawaii, 12/8/01	L, 72-45
	14	Phil Odle	vs. UTEP, 11/5/66	W, 53-33
5.	13	Three tied with 13		

RECEPTIONS BY A TIGHT END

Career

1.	221	Dennis Pitta	2004, 07-09
2.	178	Gordon Hudson	1981-83
3.	137	Chris Smith	1987-1990
4.	125	Itula Mili	1991,94-96
5.	121	Jonny Harline	2005-06

Season

1.	83	Dennis Pitta	2008
2.	68	Chris Smith	1990
3.	67	Gordon Hudson	1982
	67	Gordon Hudson	1981
5.	63	Jonny Harline	2005
	63	Trevor Molini	1990
7.	62	Dennis Pitta	2009
8.	60	Chris Smith	1989
	60	David Mills	1984
10.	59	Dennis Pitta	2007

RECEIVING TOUCHDOWNS

Career

1.	33	Cody Hoffman	2010-13
2.	30	Austin Collie	2004, 07-08
3.	29	Eric Drage	1990-93
4.	25	Phil Odle	1965-67
5.	24	Mitch Mathews	2012-15
6.	23	Mark Bellini	1982-86
	23	Glen Kozlowski	1981, 83-85
8.	22	Gordon Hudson	1981-83
9.	21	Dennis Pitta	2004,07-09
	21	Mike Chronister	1976-78

Top active player:

68.	6	Mitchell Juergens
-----	---	-------------------

Season

1.	15	Austin Collie	2008
	15	Clay Brown	1980
3.	14	Mark Bellini	1985
4.	13	Andy Boyce	1990
5.	12	Jonny Harline	2006
	12	Eric Drage	1992
7.	11	Cody Hoffman	2012
	11	Glen Kozlowski	1984
	11	Mitch Mathews	2015
	11	Kirk Pendleton	1983
	11	Phil Odle	1965
	11	Mike Chronister	1977

Game

1.	5	Cody Hoffman	at New Mexico State, 11/24/12	W, 50-14
2.	4	Luke Ashworth	at Colorado State, 11/13/10	W, 49-10
	4	Kirk Pendleton	vs. New Mexico, 10/15/83	W, 66-21
	4	John VanderWouden	vs. Colorado State, 9/18/76	W, 42-18
5.	3	Thirteen players tied with 3		

100-YARD RECEIVING GAMES

Career

1.	18	Cody Hoffman	2010-13
2.	17	Austin Collie	2004, 07-08
3.	12	Eric Drage	1990-93
4.	11	Chris Smith	1988-90
5.	10	Three players tied with 10	

Top active player:

2	Nick Kurtz
2	Mitchell Juergens

Season

1.	11	Austin Collie	2008
2.	8	Cody Hoffman	2012
3.	7	Margin Hooks	1999
4.	6	Three players tied with 6	

INDIVIDUAL RUSHING

RUSHING YARDS

Career

1.	3,455	Harvey Unga	2006-09
2.	3,221	Curtis Brown	2002, 04-06

3.	2,970	Jamal Willis	1991-94
4.	2,710	Lakei Heimuli	1983-86
5.	2,663	Jeff Blanc	1973-75
6.	2,526	Jamaal Williams*	2012-Pres.
7.	2,493	Luke Staley	1999-02
8.	2,392	Pete Van Valkenburg	1969-72
9.	2,376	John Ogden	1964-66
10.	2,212	Taysom Hill*	2012-Pres.

*Top active players**

Season

1.	1,582	Luke Staley	2001
2.	1,386	Pete Van Valkenburg	1972
3.	1,344	Taysom Hill	2013
4.	1,307	Ronney Jenkins	1998
5.	1,233	Jamaal Williams	2013
6.	1,227	Harvey Unga	2007
7.	1,132	Harvey Unga	2008
8.	1,123	Curtis Brown	2005
9.	1,087	Harvey Unga	2009
10.	1,042	Jamal Willis	1994
11.	1,039	Eldon Fortie	1962
12.	1,010	Curtis Brown	2006
13.	1,004	Jamal Willis	1992
		Brian McKenzie	1997

Game

1.	272	Eldon Fortie	
		vs. George Wash. 9/29/62	L, 13-12
2.	259	Taysom Hill	
		vs. Texas, 9/7/13	W, 40-21
3.	250	Ronney Jenkins	
		vs. San Jose State 10/24/1998	W, 46-43
4.	247	Pete Van Valkenburg	
		at Long Beach St., 10/7/72	W, 38-27
5.	219	Jamaal Williams	
		vs. Nevada 11/30/2013	W, 28-23
	219	Curtis Brown	
		vs. Air Force, 10/29/05	?

RUSHING ATTEMPTS

Career

1.	696	Harvey Unga	2006-09
2.	641	Curtis Brown	2002, 04-06
3.	625	Jeff Blanc	1973-75
4.	605	Lakei Heimuli	1983-86
5.	584	Jamal Willis	1991-94
6.	535	John Ogden	1964-66
7.	492	Jamaal Williams*	2012-Pres.
8.	456	Pete Van Valkenburg	1969-72
9.	419	Luke Staley	1999-02
10.	397	Taysom Hill*	2012-Pres.

*Top active players**

Season

1.	252	Ronney Jenkins	1998
2.	246	Taysom Hill	2013
3.	244	Harvey Unga	2007
4.	240	Harvey Unga	2008
5.	232	Pete Van Valkenburg	1972

6.	230	Lakei Heimuli	1986
7.	218	Brian McKenzie	1997
8.	217	Jamaal Williams	2013
9.	216	Jeff Blanc	1975
10.	210	Curtis Brown	2005

Game

1.	37	Pete Van Valkenburg	at Utah 11/18/72	W, 16-7
2.	36	Jeff Blanc	vs. Wyoming, 10/9/76	L, 34-29
	36	Pete Van Valkenburg	vs. Utah State, 10/24/70	W, 27-20
4.	35	Pete Van Valkenburg	at New Mexico, 11/25/72	W, 21-7
5.	34	Three tied with 34		

MOST RUSHING TOUCHDOWNS

Career

1.	41	Luke Staley	1999-01
2.	36	Harvey Unga	2006-09
3.	35	Jamal Willis	1991-94
4.	31	Curtis Brown	2002, 04-06
5.	30	Lakei Heimuli	1983-86
6.	24	Pete Van Valkenburg	1969-1972
7.	24	Taysom Hill*	2012-Pres.
8.	24	Ronney Jenkins	19,961,998
9.	23	Jamaal Williams*	2012-Pres.
10.	23	Brian McKenzie	1996-1997

**Top active players*

Season

1.	24	Luke Staley	2001
2.	14	Curtis Brown	2005
	14	Lakei Heimuli	1985
	14	Waymon Hamilton	1981
	14	Eldon Fortie	1962
6.	13	Harvey Unga	2007
	13	Ronney Jenkins	1972
8.	12	Pete Van Valkenburg	1972
	12	Jamal Willis	1994
	12	Brian McKenzie	1997
	12	Jamaal Williams	2012

Game

1.	5	Luke Staley	vs. Colorado State, 11/1/01	W, 56-34
	5	Eric Lane	at Utah State, 10/13/79	W, 48-24
3.	4	Ronney Jenkins	vs. San Jose St., 10/24/1998	W, 46-43
	4	John Ogden	vs. Western Mich., 11/14/64	W, 43-8
	4	Dick Felt	at San Jose St., 11/8/52	L, 44-27

100-YARD RUSHING GAMES

Career

1.	15	Harvey Unga	2006-09
	15	Curtis Brown	2002, 04-06
3.	10	Luke Staley	1999-01
	10	Jamal Willis	1991-94
	10	John Ogden	1964-66
	10	Jamaal Williams*	2012-Pres.

**Top active player*

Season

1.	9	Luke Staley	2001
2.	7	Harvey Unga	2007
3.	6	Four players tied with 6	



MOST YARDS PER CARRY

Career

Min. 250 att
(Att.-Yds)

1.	5.95	Luke Staley	1999-2002	(419-2493)
2.	5.57	Taysom Hill*	2012-2015	(397-2212)
3.	5.52	Peter Tuipulotu	1987-1991	(277-1528)
4.	5.37	Ronney Jenkins	19,961,998	(380-2040)
5.	5.25	Pete Van Valkenburg	1969-1972	(456-2392)
6.	5.22	Kalin Hall	1992-1993	(251-1309)
7.	5.16	Jamal Willis	1991-1994	(576-2970)
8.	5.13	Jamaal Williams*	2012-2014	(492-2526)
9.	5.11	JJ DiLuigi	2008-2011	(352-1797)
10.	5.08	Brian McKenzie	1996-1997	(385-1954)

*Top active players

Season

Min. 100 att
(Att-Yds)

1.	8.03	Luke Staley	2001	(197-1582)
2.	6.91	Weldon Jackson	1958	(101-698)
3.	6.26	Casey Tiumalu	1983	(134-839)
4.	6.05	Casey Tiumalu	1982	(110-665)
5.	5.97	Pete Van Valkenburg	1972	(232-1386)
6.	5.77	Eldon Fortie	1962	(199-1149)
7.	5.73	Ronney Jenkins	1996	(128-733)
8.	5.69	Brian McKenzie	1996	(167-950)
9.	5.68	Jamaal Williams	2013	(217-1233)
10.	5.60	Reynaldo Brathwaite	2003	(145-812)
11.	5.58	Algernon Brown	2015	(127-709)
12.	5.46	Taysom Hill	2013	(246-1344)

LONGEST RUN FROM SCRIMMAGE

95	Reynaldo Brathwaite	vs. SDSU, 10/4/03	W, 44-36
93	Weldon Jackson	vs. Fresno St., 9/20/1958	W, 29-7

LONGEST SCORING RUN

95	Reynaldo Brathwaite	vs. SDSU, 10/4/03	W, 44-36
93	Weldon Jackson	vs. Fresno St., 9/20/1958	W, 29-7

CONSECUTIVE 1,000 YARD RUSHING SEASONS

3	Harvey Unga	2006-09
---	-------------	---------

SCORING

MOST POINTS SCORED

Career

1.	334	Mitch Payne	2007-10
2.	333	Owen Pochman	1997-00
3.	312	Matt Payne	2001-04
4.	290	Luke Staley	1999-01
5.	272	Harvey Unga	2006-09

Top active player:

t19.	144	Jamaal Williams & Taysom Hill
------	-----	-------------------------------

Season

1.	170	Luke Staley	2001
----	-----	-------------	------

2.	123	Ethan Pochman	1996
3.	109	Matt Payne	2001
4.	108	Justin Sorensen	2013
5.	102	Harvey Unga	2007

Game

1.	30	Cody Hoffman	at New Mexico St., 11/24/12	W, 50-14
	30	Luke Staley	vs. Colorado St., 11/1/01	W, 56-34
	30	Luke Staley	vs. Utah St., 10/5/01	W, 54-34
	30	Ronney Jenkins	vs. San Jose St., 10/24/1998	W, 46-43
	30	Eric Lane	at Utah St., 10/13/79	W, 48-24

MOST TOTAL TOUCHDOWNS

Career

1.	48	Luke Staley	41 run, 7 rec	1999-2001
2.	45	Harvey Unga	36 run, 9 rec	2006-09
3.	40	Jamal Willis	35 run, 5 rec	1991-94
4.	36	Curtis Brown	31 run, 5 rec	2002, 04-06
5.	34	Cody Hoffman	33 rec, 1 KR	2010-13

Top active player:

15.	24	Jamaal Williams	23 rush, 1 rec
-----	----	-----------------	----------------

Season

1.	28	Luke Staley	24 run, 4 rec	2001
2.	17	Harvey Unga	13 run 4 rec	2007
3.	16	Curtis Brown	14 run, 2 rec	2005
	16	Waymon Hamilton	14 run, 2 rec	1981
5.	15	Five players tied with 5		

Game

1.	5	Cody Hoffman	at New Mexico St. 11/24/12	W, 50-14
	5	Luke Staley	vs. Colorado St., 11/1/01	W, 56-34
	5	Luke Staley	vs. Utah St., 10/5/01	W, 54-34
	5	Ronney Jenkins	vs. San Jose St., 10/24/1998	W, 46-43
	5	Eric Lane	at Utah St., 10/13/79	W, 48-24

MOST TOUCHDOWNS RESPONSIBLE FOR

Career

1.	135	Ty Detmer	1988-91
----	-----	-----------	---------

Top active player:

55	Taysom Hill
----	-------------

Season

1.	53	Jim McMahon	1980
----	----	-------------	------

Game

8	Jim McMahon	vs. Utah State, 10/18/80	W, 70-46
	Marc Wilson	at Colorado State, 10/15/77	W, 63-17

MOST POINTS KICKING

Career

1.	334	Mitch Payne	2007-10
2.	333	Owen Pochman	1997-00
3.	312	Matt Payne	2001-04
4.	251	Justin Sorensen	2008, 11-13
5.	243	Kurt Gunther	1980-82
6.	243	Trevor Samson	2013-15
7.	192	Jared McLaughlin	2005-06
8.	188	Lee Johnson	1980-84
9.	169	Leonard Chitty	1986-87
10.	166	Earl Kauffman	1988-91



Season

1.	123	Ethan Pochman	1996
2.	109	Matt Payne	2001
3.	108	Justin Sorensen	2013
4.	101	Owen Pochman	1998
5.	100	Jared McLaughlin	2006
6.	98	Trevor Samson	2014
7.	94	Trevor Samson	2015
8.	93	Justin Sorensen	2011
9.	91	Earl Kauffman	1990
10.	90	Owen Pochman	1999

Game

1. 17 Owen Pochman vs. UNLV, 10/23/99 W, 29-0
2. 16 Joe Liljenquist vs. Colorado St., 9/20/69 W, 22-20

SPECIAL TEAMS

FIELD GOALS MADE

Career

1.	66	Owen Pochman	1997-00
2.	54	Matt Payne	2001-04
3.	47	Mitch Payne	2007-10
4.	43	Justin Sorensen	2008, 11-13
5.	34	Leonard Chitty	1986-87
6.	28	Jared McLaughlin	2005-06
7.	27	Kurt Gunther	1980-82
8.	26	Trevor Samson	2013-15
9.	25	David Lauder	1992, 94
10.	24	Lee Johnson	1980-84

Season

1.	21	Justin Sorensen	2013
2.	20	Owen Pochman	1998
	20	Ethan Pochman	1996
4.	19	Owen Pochman	2000
5.	18	Owen Pochman	1999
	18	Leonard Chitty	1987
7.	17	Mitch Payne	2010
8.	16	Leonard Chitty	1986
9.	15	Justin Sorensen	2011
	15	Dave Taylor	1976
	15	Matt Payne	2004

Game

1. 5 Owen Pochman at UNLV, 10/23/99 W, 29-0
- 5 Joe Liljenquist vs. Colorado St., 9/20/69 W, 22-20
3. 4 Six players tied with 4

FIELD GOALS ATTEMPTED

Career

1.	91	Owen Pochman	1997-00
2.	73	Matt Payne	2001-04
3.	66	Justin Sorensen	2008, 11-13
4.	63	Mitch Payne	2007-10
5.	49	Joe Liljenquist	1969-71
6.	48	Dev Duke	1973-77
7.	47	Kurt Gunther	1980-82
	47	Leonard Chitty	1986-87
9.	40	Lee Johnson	1980-84

40

Dave Taylor

1975-80

Season

1.	29	Dave Taylor	1976
2.	28	Ethan Pochman	1996
3.	27	Owen Pochman	1998
4.	26	Justin Sorensen	2013
	26	Leonard Chitty	1987
6.	25	Owen Pochman	1999
	25	Justin Sorensen	2011
8.	24	Owen Pochman	2000
9.	23	Lee Johnson	1983
10.	22	Matt Payne	2004
	22	Dev Duke	1973

Game

1. 6 Joe Liljenquest vs. Colorado State, 9/20/69 W, 22-20

FIELD GOAL PERCENTAGE

Minimum 2 seasons played

Career

1.	83.9	Trevor Samson	2013-15
2.	75.7	Jared McLaughlin	2005-06
3.	74.6	Mitch Payne	2007-10
4.	74.0	Matt Payne	2001-04
5.	72.5	Owen Pochman	1997-00
6.	72.3	Leonard Chitty	1986-87
7.	71.4	Ethan Pochman	1996
8.	65.8	David Lauder	1992, 94
9.	65.2	Justin Sorensen	2008, 11-13
10.	64.00	Jason Chaffetz	1986-89

Season

1.	85.7	Trevor Samson	2014
2.	82.4	Trevor Samson	2015
3.	81.3	Matt Payne	2002
4.	81.0	Mitch Payne	2010
5.	80.7	Justin Sorensen	2013
6.	80.0	Earl Kauffman	1990
7.	79.2	Owen Pochman	2000
8.	77.8	Jared McLaughlin	2006
	77.8	Matt Payne	2003
10.	76.5	Lee Johnson	1984

Game

- 100% Owen Pochman 5 of 5 at UNLV, 10/23/99 W, 29-0

PATs MADE

Career

1.	193	Mitch Payne	
2.	162	Kurt Gunther	
3.	150	Matt Payne	
4.	135	Owen Pochman	
5.	122	Justin Sorensen	
6.	114	Trevor Samson	2013-15
7.	104	Jared McLaughlin	2005-06
8.	97	Lee Johnson	1980-84
9.	96	Earl Kauffman	1988-91
10.	94	Dev Duke	1973-77



Season

1.	73	Matt Payne	2001
2.	64	Kurt Gunther	1980
3.	63	Ethan Pochman	1996
4.	62	Trevor Samson	2014
5.	59	Mitch Payne	2009
6.	58	Jared McLaughlin	2006
7.	57	Kurt Gunther	1981
8.	55	Earl Kauffman	1990
9.	54	Mitch Payne	2008
10.	53	Jason Chaffetz	1989

Game

1.	10	Matt Payne	vs. Tulane, 8/25/01	W, 70-35
	10	Jason Chaffetz	vs. Utah, 11/18/89	W, 70-31
	10	Trevor Samson	vs. Wagner, 10/24/15	W, 70-6
4.	9	Six players with 9		

PATs ATTEMPTED

Career

1.	201	Mitch Payne	2007-10
2.	179	Kurt Gunther	1980-82
3.	157	Matt Payne	2001-04
4.	139	Owen Pochman	1997-00
5.	125	Justin Sorensen	2008, 11-13
6.	118	Trevor Samson	2013-15
7.	113	Dev Duke	1973-77
8.	94	Jason Chaffetz	1986-89
9.	90	Brent Johnson	1976-79
10.	82	David Lauder	1992, 94

Season

1.	76	Matt Payne	2001
2.	71	Kurt Gunther	1980
3.	65	Ethan Pochman	1996
4.	63	Trevor Samson	2014
	63	Kurt Gunther	1981
6.	62	Jared McLaughlin	2006
7.	61	Mitch Payne	2009
8.	59	Earl Kauffman	1990
9.	56	Mitch Payne	2008
	56	Jason Chaffetz	1989
	56	Brent Johnson	1979

Game

10	Three players
----	---------------

PAT PERCENTAGE

Career - Minimum of Two Seasons Played

1.	97.6%	Justin Sorensen	2008, 11-13
2.	97.56%	David Lauder	1992, 1994
3.	97.10%	Owen Pochman	1997-00
4.	96.6%	Trevor Samson	2014-15
5.	96.0%	Mitch Payne	2007-10
6.	95.54	Matt Payne	2001-04
7.	95.52	Leonard Chitty	1986-87
8.	94.68	Jason Chaffetz	1986-89
9.	94.55	Jared McLaughlin	2005-06
10.	94.17	Lee Johnson	1980-84

Season

1.	100%	Four players
----	------	--------------

CONSECUTIVE PATS MADE

Career

1.	70	Justin Sorensen 2007-10
----	----	-------------------------

Season

1.	61	Ethan Pochman 1996
----	----	--------------------

Game

1.	10	Matt Payne	vs. Tulsa, 8/25/01	W, 70-35
	10	Jason Chaffetz	vs. Utah, 11/18/89	W, 70-31
	10	Trevor Samson	vs. Wagner, 10/24/15	W, 70-6

LONGEST KICKS

LONGEST FIELD GOAL MADE

1.	56	Owen Pochman	vs. New Mexico, 11/18/00	W, 37-13
2.	53	Matt Payne	at Air Force, 10/23/04	W, 41-24
	53	Matt Payne	vs. Notre Dame, 9/4/04	W, 20-17
	53	Matt Payne	at USC, 9/6/03	L, 35-18
	53	Jared McLaughlin	at Air Force, 10/28/06	W, 33-14
	53	Dennis Patera	at Utah State, 11/4/67	L, 30-9
3.	52	Matt Payne	at Colorado State, 10/2/04	W, 31-21
	52	Matt Payne	at USC, 9/6/03	L, 35-18
	52	Matt Payne	vs. New Mexico, 11/16/02	L, 20-16
	52	Brent Johnson	at Utah, 11/18/78	L, 23-22

LONGEST PUNT

1.	81	Scott Arellano	at Middle Tennessee, 11/1/14	W, 27-7
2.	80	Lee Johnson	at Wyoming, 10/8/83	W, 41-10
3.	79	Matt Payne	vs. USC, 9/18/04	L, 42-10
	79	Ben Laverty	vs. Pacific, 11/26/66	W, 38-0
5.	78	Bill Wright	at Wyoming, 10/21/61	L, 36-8
6.	77	Jonny Linehan	at Nebraska, 9/5/15	W, 33-28
7.	76	Matt Payne	vs. San Diego St., 11/2/02	W, 34-10
8.	75	CJ Santiago	at New Mexico, 9/29/07	W, 31-24
	75	Joe Liljenquist	at Colorado State 11/7/70	L, 26-9
10.	74	JD Hartsfield	vs. UNLV, 10/10/98	W, 38-14
	74	Earl Kauffman	vs. Wyoming, 10/7/89	W, 36-20

MOST PUNTS

Career

1.	204	Alan Boardman	1993-96
2.	201	Richard Adams	1967-69
3.	198	Riley Stephenson	2009-12
4.	192	Matt Payne	2001-04
5.	180	Patrick Thompson	1985-88
6.	161	Mark Giles	1973-75
7.	149	Scott Arellano	2013-14
8.	133	Earl Kauffman	1988-91
9.	130	J.D. Hartsfield	1997-98
10.	118	Clay Brown	1977-80

Top active player:

24.	62	Jonny Linehan	2015-Pres.
-----	----	---------------	------------

Season

1.	83	Richard Adams	1969
2.	81	Richard Adams	1968
3.	80	Scott Arellano	2013
4.	78	Matt Payne	2003



5.	72	Patrick Thompson	1987
6.	69	Scott Arellano	2014
7.	67	Aaron Edmonds	2000
8.	66	Doug Coon	1972
9.	65	J.D. Hartsfield	1997
	65	J.D. Hartsfield	1998

Game

1.	15	Rich Adams	at Iowa State, 9/27/1969	L, 10-0
	12	Rich Adams	vs. Wyoming, 10/12/1968	L, 20-17
	12	Rich Adams	at Wyoming, 10/12/1967	L, 26-10
	12	Ben Laverty	at Oregon, 10/2/1965	L, 27-14

BEST PUNTING AVERAGE

Career-Minimum of 80 punts

1.	46.9	Lee Johnson	1980-84
2.	45.4	Matt Payne	2001-04
3.	43.4	Jesse Sowards	1997-99
4.	43.3	Riley Stephenson	2009-12
5.	42.9	Gary Dunn	1958-59
6.	42.87	Patrick Thompson	1985-88
7.	42.85	Scott Arellano	2013-14
8.	42.7	Jonny Linehan	2015-Pres.
9.	42.3	Alan Boardman	1993-96
10.	42.0	Mike Mees	1979-82

Season-Minimum of 40 punts

1.	50.63	Lee Johnson	1983
2.	47.59	Matt Payne	2002
3.	47.04	Riley Stephenson	2012
4.	45.63	Mike Mees	1982
5.	45.49	Lee Johnson	1984
6.	45.35	Clay Brown	1979
7.	45.29	Matt Payne	2004
8.	45.01	Scott Arellano	2014
9.	44.82	Gary Dunn	1959
10.	44.80	Patrick Thompson	1988

RETURNS

MOST YARDS ON PUNT RETURNS

Career

1.	1,312	Vai Sikahema	1980, 83-85
2.	1,230	John Betham	1972-74
3.	1,079	Chris Farasopoulos	1968-70
4.	1,003	Kent Oborn	1964-66
5.	856	JD Falslev	2010-13
6.	790	James Dye	1995-1996
7.	699	Mike O'Brien	1985-1988
8.	628	Golden Richards	1970-1971
9.	520	Dave Francis	1978-1980
10.	494	Mike Rigell	1998, 2000-2001

Top active player:

t36. 110 Michael Shelton

Season

1.	624	Golden Richards	1971
2.	554	John Betham	1973
3.	514	Chris Farasopoulos	1969

4.	472	Vai Sikahema	1984
5.	441	Vai Sikahema	1985
6.	438	James Dye	1995
7.	418	Mike O'Brien	1986
8.	393	Kent Oborn	1966
9.	379	John Betham	1974
10.	377	Vai Sikahema	1981

Game

1.	219	Golden Richards	at North Texas, 9/10/71	W, 41-13
----	-----	-----------------	-------------------------	----------

MOST PUNT RETURNS

Career

1.	153	Vai Sikahema	1980-85
2.	108	John Betham	1972-74
3.	95	Mike O'Brien	1985-88
4.	89	JD Falslev	2010-13
5.	78	Kent Oborn	1964-66
6.	71	Chris Farasopoulos	1968-70
7.	65	Mike Rigell	1998, 00-01
8.	64	Mike Johnston	1992-95
9.	62	Dave Francis	1978-80
10.	57	Jaron Dabney	1997-99

Top active player:

t39. 10 Michael Shelton and Micah Hannemann

Season

1.	54	Vai Sikahema	1985
2.	51	Vai Sikahema	1984
3.	50	Mike O'Brien	1986
4.	44	Vai Sikahema	1981
5.	40	John Betham	1973
6.	37	Dave Francis	1979
	37	John Betham	1972
8.	36	Mike Rigell	2001
	36	Mike O'Brien	1987
10.	35	Chris Farasopoulos	1969

Game

1.	8	Don Bushore	at Pepperdine, 11/26/49	L, 28-14
	8	Vai Sikahema	at New Mexico, 10/19/85	W, 45-23
	8	Bill Nelson	vs. Colorado St, 11/23/63	W, 24-20
4.	7	Kent Oborn	vs. Utah, 11/12/66	W, 35-13
	7	Kent Oborn	vs. Pacific, 11/16/66	W, 38-0
	7	Golden Richards	vs. Arizona, 11/13/71	L, 27-14

BEST AVERAGE PUNT RETURN

Minimum 25 returns for a career and 10 for a season

Career

1.	19.8	James Dye	1995-96
2.	17.1	Golden Richards	1970-71
3.	15.2	Chris Farasopoulos	1968-70
4.	12.9	Kent Oborn	1964-66
5.	11.4	John Betham	1972-74
6.	11.1	Brad Clark	1989-92
7.	10.2	Ken Call	1967-68
8.	9.6	JD Falslev	2010-13
9.	9.4	Nathan Meikle	2005-06
10.	9.0	Homer Jones	1979-80



Season

1.	21.9	James Dye	1995
2.	19.5	Chris Farasopoulos	1968
3.	18.9	Golden Richards	1971
4.	17.6	James Dye	1996
5.	15.7	Ken Call	1967
6.	15.5	Chris Farasopoulos	1969
7.	15.3	Jack Sanders	1967
8.	13.9	John Betham	1973
9.	13.5	Brad Clark	1991
10.	13.4	Chris Farasopoulos	1970

MOST TOUCHDOWNS ON PUNT RETURNS

Career

1.	4	James Dye	1995-96
	4	Golden Richards	1970-71
3.	3	Vai Sikahema	1980-85
4.	2	JD Falslev	2010-13
	2	John Betham	1972-74

Season

1.	4	Golden Richards	1971
2.	2	James Dye	1996
	2	James Dye	1995
	2	Vai Sikahema	1985
5.	1	Twelve players tied with 1	

Game

1.	2	Golden Richards	at North Texas, 9/10/71	W, 41-13
----	---	-----------------	-------------------------	----------

LONGEST PUNT RETURNS

1.	94	Kent Oborn	at Arizona, 11/20/65	W, 20-3
2.	92	Chris Farasopoulos	at UTEP, 10/25/69	L, 30-7
3.	90	James Dye	vs. Wyoming, 10/21/95	W, 23-20
4.	89	Vai Sikahema	vs. Tulsa, 9/15/84	W, 38-15
5.	84	James Dye	vs. SDSU, 9/16/95	W, 31-19
5.	83	Jaron Dabney	vs. Hawaii, 10/18/97	W, 17-3
6.	82	Brad Clark	vs. UTEP, 10/12/91	W, 31-29
7.	81	Hal Lewis	at Colorado St., 10/4/58	L, 32-6
8.	79	James Dye	at Utah State, 10/4/96	W, 45-17
9.	77	McKay Jacobson	vs. Wyoming, 11/9/06	W, 55-7
10.	75	James Dye	vs. Tulsa, 11/4/95	W, 45-35

PUNT RETURN TOUCHDOWNS

1.	94	Kent Oborn	at Arizona, 11/20/65	W, 20-3
2.	92	Chris Farasopoulos	at UTEP, 10/25/69	L, 30-7
3.	90	James Dye	vs. Wyoming, 10/21/95	W, 23-20
4.	89	Vai Sikahema	vs. Tulsa, 9/15/84	W, 38-15
5.	84	James Dye	vs. SDSU, 9/16/95	W, 31-19
5.	83	Jaron Dabney	vs. Hawaii, 10/18/97	W, 17-3
6.	82	Brad Clark	vs. UTEP, 10/12/91	W, 31-29
7.	81	Hal Lewis	at Colorado St., 10/4/58	L, 32-6
8.	79	James Dye	at Utah State, 10/4/96	W, 45-17
9.	77	McKay Jacobson	vs. Wyoming, 11/9/06	W, 55-7
10.	74	Kent Oborn	at Utah, 11/12/66	W, 35-13
11.	73	Golden Richards	vs. Utah, 11/20/71	L, 17-15
12.	72	Vai Sikahema	vs. Air Force, 11/16/85	W, 28-21
13.	71	JD Falslev	vs. Middle Tenn., 9/27/13	W, 37-10
14.	67	James Dye	vs. Rice, 11/16/96	W, 49-0

67	JD Falslev	(N) TCU, 10/28/11	L, 38-28
16. 58	Golden Richards	vs. Colorado St., 9/18/71	W, 54-14
17. 57	Dennis Watford	at UTEP, 10/25/69	L, 30-7
18. 56	Kent Oborn	at Colorado S., 10/10/64	L, 7-6
19. 55	Jack Sanders	vs. SJSU, 11/25/67	W, 67-8
20. 47	Vai Sikahema	at New Mex., 10/25/84	W, 48-0

KICKOFF RETURN YARDS

Career

1.	1,625	Mike Rigell	1998, 2000-01
2.	1,611	O'Neill Chambers	2008-10
3.	1,391	Chris Farasopoulos	1968-70
4.	1,383	Adam Hine	2012-15
5.	1,331	Cody Hoffman	2010-13
6.	1,277	Austin Collie	2004, 07-08
7.	1,051	Eric Mortensen	1988-91
8.	992	Jaron Dabney	1997-99
9.	973	Vai Sikahema	1980-83, 85
10.	945	Mike O'Brien	1985-88

Top active player:

39.	318	Riley Burt
-----	-----	------------

Season

1.	879	Cody Hoffman	2011
2.	865	Mike Rigell	2001
3.	843	Adam Hine	2013
4.	809	O'Neill Chambers	2008
5.	723	Austin Collie	2007
6.	649	Chris Farasopoulos	1970
7.	638	Jaron Dabney	1997
8.	617	Mike Rigell	1998
9.	579	Homer Jones	1979
10.	568	Tyler Anderson	1993

Game

1.	237	Austin Collie	at Tulsa, 9/15/07	L, 55-47
----	-----	---------------	-------------------	----------

TOTAL KICK RETURNS

Career

1.	69	O'Neill Chambers	2008-10
2.	65	Mike Rigell	1998, 00-01
3.	53	Adam Hine	2012-15
	53	Cody Hoffman	2010-13
5.	51	Chris Farasopoulos	1968-70
6.	49	Austin Collie	2004, 07-08
	49	Eric Mortensen	1988-1991
8.	42	Vai Sikahema	1980-83, 85
	42	Mike O'Brien	1985-88
10.	41	Jaron Dabney	1997-99

Top active player:

46.	13	Riley Burt
-----	----	------------

Season

1.	36	Cody Hoffman	2011
2.	35	O'Neill Chambers	2008
3.	33	Mike Rigell	2001
4.	31	Adam Hine	2013
5.	28	Austin Collie	2007
	28	Breyon Jones	2005
7.	26	Chris Farasopoulos	1970



	26	Jaron Dabney	1997
	26	Dave Lowry	1976
10.	24	Paul Peterson	2000
Game			
1.	8	Cody Hoffman	vs. Utah, 10/17/11 L, 54-10
	8	Austin Collie	at Tulsa, 9/15/2007 L, 55-47

KICKOFF RETURN AVERAGE

Minimum 20 returns for a career and 10 for a season

Career

1.	27.3	Chris Farasopoulos	1968-70
2.	26.09	Adam Hine	2012-15
3.	26.06	Austin Collie	2004, 07-08
4.	25.7	James Dye	1995-96
5.	25.1	Cody Hoffman	2010-13

Season

1.	40.1	Paul Allen	1961
2.	38.4	Stacey Corley	1989
3.	32.2	Chris Farasopoulos	1969
4.	29.9	Tyler Anderson	1993
5.	29.8	Pete Van Valkenburg	1972
6.	29.5	John Greene	1965
7.	28.4	Eric Mortensen	1988
8.	28.3	David Christensen	2002
9.	27.9	Ronney Jenkins	1996
10.	27.5	Austin Collie	2008
11.	27.2	Adam Hiné	2013
12.	27.2	JD Falslev	2012
13.	27.1	Cody Hoffman	2010
14.	26.9	Tim Nowatzke	1993
15.	26.8	Mike Rigell	1998

LONGEST KICKOFF RETURN TOUCHDOWNS

1.	100	Eric Mortensen	vs. Utah St., 9/30/88	W, 38-3
	100	James Dye	vs. UTEP, 11/2/96	W, 40-18
	100	Tyler Anderson	at Utah St., 10/30/93	L, 58-56
	100	John Betham	vs. Utah, 11/23/74	W, 48-20
5.	99	Adam Hiné	vs. Virginia, 9/20/14	W, 41-33
	99	Stacey Corley	vs. Air Force, 11/11/89	W, 44-35
7.	97	Chris Farasopoulos	vs. Arizona, 11/1/69	W, 31-21
8.	96	Mike Rigell	at Hawaii, 10/17/98	W, 31-9
9.	94	Robert Parker	at Washington, 9/20/86	L, 52-21
10.	93	Cody Hoffman	vs. UCF, 9/23/11	W, 24-17
	93	Pete Van Valkenburg	at New Mex., 11/25/72	W, 21-7
	93	Paul Allen	vs. Utah State, 11/4/61	L, 31-8
13.	92	Paul Allen	at North Tex. St., 9/30/61	L, 41-30
	92	Phil Brady	vs. Utah, 10/13/62	L, 35-20
15.	85	Stacey Corley	vs. Air Force, 11/11/89	W, 44-35
16.	81	John Greene	vs. SJSU, 10/8/65	W, 34-7
17.	79	Tony Crutchfield	at Air Force, 11/12/88	W, 49-31

COMBINED RETURN YARDS

Career

1.	2,470	Chris Farasopoulos	1968-70
2.	2,285	Vai Sikahema	1980-85
3.	2,119	Mike Rigell	1998, 2000-01
4.	2,053	John Betham	1972-74

5.	1,847	O'Neill Chambers	2008-10
6.	1,745	Kent Oborn	1964-66
7.	1,644	Mike O'Brien	1984-88
8.	1,426	Jaron Dabney	1997-99
9.	1,400	Cody Hoffman	2009-13
10.	1,380	James Dye	1995-96

Season

1.	1,164	Mike Rigell	2001
2.	1,092	Golden Richards	1971
3.	1,075	Chris Farasopoulos	1969
4.	1,021	Chris Farasopoulos	1970
5.	910	Jaron Dabney	1997
6.	886	John Betham	1974
7.	879	Cody Hoffman	2011
8.	868	O'Neill Chambers	2008
9.	848	Vai Sikahema	1984
19.	843	Adam Hiné	2013

Game

247	Golden Richards	at North Tex. St., 9/10/71	W, 41-13
-----	-----------------	----------------------------	----------

MOST COMBINED RETURNS

Career

1.	195	Vai Sikahema	1980-85
2.	142	John Betham	1972-74
3.	137	Mike O'Brien	1985-88
4.	130	Mike Rigell	1998, 2000-01
5.	122	Chris Farasopoulos	1968-70
6.	113	Kent Oborn	1964-66
7.	112	JD Falslev	2009-13
8.	106	O'Neill Chambers	2008-11
9.	98	Jaron Dabney	1997-99
10.	82	Bryce Mahuika	2004-08

Season

1.	69	Mike Rigell	2001
2.	66	Vai Sikahema	1984
3.	64	Vai Sikahema	1985
4.	62	Mike O'Brien	1986
5.	58	Mike O'Brien	1987
6.	56	Golden Richards	1971
7.	55	Vai Sikahema	1981
8.	53	Chris Farasopoulos	1970
	53	Jaron Dabney	1997
10.	51	Chris Farasopoulos	1969
	51	John Betham	1974

Game

10	Four players
----	--------------

ALL-PURPOSE YARDS

Career

1.	5,015	Cody Hoffman	2010-13
2.	4,996	Curtis Brown	2002, 04-06
3.	4,649	Austin Collie	2004, 07-08
4.	4,540	Harvey Unga	2006-09
5.	4,367	Jamal Willis	1991-94
Top active player:			
17.	3,013	Jamaal Williams	



Season

1.	2,112	Austin Collie	2008
2.	2,004	Luke Staley	2001
3.	1,882	Harvey Unga	2007
4.	1,864	Curtis Brown	2006
5.	1,838	Pete Van Valkenburg	1972

Game

1.	366	Austin Collie	at Tulsa, 9/15/2007	L, 55-47
2.	306	Pete Van Valkenburg	vs. Wyoming, 11/4/72	W, 33-14
3.	303	Eldon Fortie	vs. GW, 9/29/62	L, 13-12
4.	300	Luke Staley	vs. Utah State, 10/5/01	W, 54-34
5.	296	Tyler Anderson	at Utah State, 10/30/93	L, 58-56

DEFENSE

Only defensive statistics since 2000 are officially recognized by the NCAA

TOTAL TACKLES SINCE 2000

Career

1.	330	Aaron Francisco	2001-04
2.	294	Cameron Jensen	2004-06
3.	275	David Nixon	2003, 06-08
4.	267	Paul Walkenhorst	2000-05
5.	245	Brandon Ogletree	2009-12

Top active player:

42.	115	Kai Nacua
-----	-----	-----------

Season

1.	143	Uani 'Unga	2013
2.	116	Aaron Francisco	2003
3.	113	Kelly Poppinga	2007
4.	110	Andrew Rich	2010
5.	108	Matt Bauman	2008

Game

1.	19	Uani 'Unga	at Notre Dame, 11/23/13	L, 23-13
2.	17	Kelly Poppinga	vs. TCU, 11/8/07	W, 27-22
	17	Uani 'Unga	at Utah State, 10/4/13	W, 31-14
	17	Uani 'Unga	vs. Boise State, 10/25/13	W, 37-20
5.	16	Aaron Francisco	at Boise State, 9/24/04	L, 28-27
	16	Aaron Francisco	vs. USC, 9/18/04	L, 42-10

TACKLES

Career

1.	408	Shad Hansen	1989-92
2.	394	Rod Wood	1976-78
3.	389	Larry Carr	1972-74
4.	382	Glenn Redd	1978-80
5.	371	Rocky Biegel	1988-91

Top active player:

146.	115	Kai Nacua
------	-----	-----------

Season

1.	193	Shad Hansen	1991
2.	192	Rocky Biegel	1991
3.	157	Rod Wood	1978

4.	149	Sid Smith	1975
5.	148	Glen Redd	1980
	148	Bob Davis	1988

Game

1.	25	Dan Hansen	vs. New Mexico, 10/1/71	L, 14-0
2.	22	Derwin Gray	vs. Penn State, 9/21/91	L, 33-7
3.	21	Dan Hansen	at Colorado State, 11/7/70	L, 26-9
4.	20	Ted Nelson	vs. Arizona State, 10/17/70	L, 27-3
5.	19	Three players tied with 19		

SOLO TACKLES SINCE 2000

Career

1.	167	Aaron Francisco	2001-04
2.	153	Kyle Van Noy	2010-13
3.	150	Cameron Jensen	2004-06
4.	137	David Nixon	2003, 06-08
5.	127	Andrew Rich	2008-10

Top active player:

29.	76	Kai Nacua
-----	----	-----------

Season

1.	64	Justin Ena	2001
2.	63	Andrew Rich	2010
3.	62	Uani 'Unga	2013
4.	57	Cameron Jensen	2006
5.	54	Isaac Kelley	2001

Game

1.	10	Andrew Rich	at TCU, 10/16/10	L, 31-3
	10	Scott Johnson	vs. Colorado St., 9/26/09	W, 42-23
	10	Cameron Jensen	at TCU, 9/28/06	W, 31-17
	10	Paul Walkenhorst	at Nevada, 9/14/02	L, 31-28
5.	9	Twelve players tied with 9		

ASSISTED TACKLES SINCE 2000

Career

1.	163	Aaron Francisco	2001-04
2.	144	Cameron Jensen	2004-06
3.	138	David Nixon	2003, 06-08
4.	137	Paul Walkenhorst	2000-05
5.	130	Brandon Ogletree	2009-12

Top active player:

55.	39	Kai Nacua
-----	----	-----------

Season

1.	81	Uani 'Unga	2013
2.	67	Kelly Poppinga	2007
3.	63	Aaron Francisco	2003
4.	60	Paul Walkenhorst	2002
5.	58	Matt Bauman	2008
	58	Justin Ena	2000

Game

1.	14	Uani 'Unga	at Notre Dame, 11/23/13	L, 23-13
2.	13	Kelly Poppinga	vs. Colorado St., 11/3/07	W, 35-16
3.	12	Uani 'Unga	at Utah State, 10/4/13	W, 31-14
4.	11	Four players tied with 11		

TACKLES FOR LOSS SINCE 2000

Career

1.	61.5	Kyle Van Noy	2010-13
----	------	--------------	---------



2.	44.5	Jan Jorgensen	2006-09
3.	44	Bronson Kaufusi	2012-15
4.	43.5	David Nixon	2003, 06-08
5.	39	Brady Poppinga	2001-04
Top active player:			
31.	12.5	Fred Warner	

Season

1.	22	Kyle Van Noy	2012
2.	20	Jan Jorgensen	2007
3.	19	Colby Bockwoldt	2003
	19	Ryan Denney	2001
4.	18	Setema Gali, Jr.	2000

Game

1.	6	Hans Olsen	at Colorado State, 11/2/00	L, 45-21
2.	5	Kyle Van Noy	vs. Tulsa, 12/30/11	W, 24-21
	5	David Nixon	vs. Colorado State, 10/9/03	L, 58-13
4.	4	Four players tied with four		

SACKS SINCE 2000

Career

1.	30	Jan Jorgensen	2006-09
2.	27	Bronson Kaufusi	2012-15
3.	26	Kyle Van Noy	2010-13
4.	19	Brady Poppinga	2001-04
5.	12	David Nixon	2003, 06-08

Top active player:

15.	7	Sione Takitaki	
-----	---	----------------	--

Season

1.	14	Jan Jorgensen	2007
2.	13	Kyle Van Noy	2012
3.	10	Setema Gali, Jr.	2000
4.	9	Manaia Brown	2004
5.	8	Brady Poppinga	2002

Game

1.	3.5	Bronson Kaufusi	vs. Cincinnati	10/16/15	W, 38-24
2.	3	Teu Kautai	at MTSU, 11/1/14	W, 27-7	
3		Kyle Van Noy	vs. Georgia Tech, 10/12/13	W, 38-20	
3		Kyle Van Noy	at New Mex St., 11/24/12	W, 50-14	
3		Jan Jorgensen	vs. Colorado St., 11/3/07	W, 35-16	
3		Justin Maddux	at UNLV, 11/5/05	W, 55-14	
3		Brady Poppinga	vs. SDSU, 11/2/02	W, 34-10	

SACKS

Career

1.	33	Brandon Flint	1980-83
2.	30	Jan Jorgensen	2006-09
3.	28.5	Randy Brock	1991-94
4.	27	Mekeli Ieremia	1974-77
5.	26.5	Bronson Kaufusi	2012-15

Top active player:

t69.	7	Sione Takitaki	
------	---	----------------	--

Season

1.	17	Mekeli Ieremia	1976
2.	16	Shawn Knights	1986
	16	Jim Hermann	1983
4.	14	Todd Shell	1983
	14	Stan Varner	1974

Game

1.	6	Shay Muirbrook	vs. Kansas St., 1/1/97	W, 19-15
2.	4	Setema Gali	at New Mex., 10/16/99	W, 31-7
	4	Jason Buck	vs. Oregon State, 11/15/86	L, 10-7
	4	Kyle Whittingham	at SDSU, 10/17/81	W, 27-7

QUARTERBACK HURRIES SINCE 2000

Career

1.	32	Kyle Van Noy	2010-13
2.	22	Jan Jorgensen	2006-09
3.	12	Bronson Kaufusi	2012-15
3.	11	Coleby Clawson	2008-09
5.	9	Vic So'oto	2005, 07-10

Top active player:

t17.	5	Logan Taele and Sione Takitaki	
------	---	--------------------------------	--

Season

1.	12	Kyle Van Noy	2013
2.	11	Jan Jorgensen	2008
3.	10	Kyle Van Noy	2011
4.	8	Three players tied with 8	

Game

1.	5	Kyle Van Noy	vs. Texas, 9/7/13	W, 40-21
2.	4	Jan Jorgensen	vs. Northern Iowa, 8/30/08	W, 41-17
3.	3	Five players tied with 3		

PASS BREAKUPS SINCE 2000

Career

1.	23	Robertson Daniel	2013-14
	23	Daniel Sorensen	2008, 11-13
3.	21	Brian Logan	2009-10
4.	20	Preston Hadley	2011-12
5.	17	Michael Davis***	2013-Present
(Four players tied with 17)			

Top active player***

Season

1.	15	Jordan Johnson	2012
2.	14	Corby Eason	2011
	14	Preston Hadley	2011
	14	Brian Logan	2009
5.	12	Daniel Sorensen	2013

Game

1.	4	Corby Eason	vs. San Jose St., 10/8/11	W, 29-16
4		Daniel Sorensen	vs. Texas, 9/7/13	W, 40-21
3.	3	11 players tied with 3		

INTERCEPTIONS SINCE 2000

Career

1.	10	Andrew Rich	2008-10
2.	9	Jernaro Gilford	1999, 2001-03
3.	8	Daniel Sorensen	2008, 11-13
	8	Kai Nacua**	2013-Present
4.	7	Kyle Van Noy	2010-13
	7	Aaron Francisco	2001-04
6.	6	Cameron Jensen	2004-06
	6	Quinn Gooch	2004-07

Top active player**



Season

1.	6	Jernaro Gilford	2001
	6	Kai Nacua	2015
3.	5	Andrew Rich	2010
4.	4	Four players tied with 4	

Game

1.	3	Tyson Smith vs. Wyoming, 10/26/00	W, 19-7
	3	Kai Nacua vs. Boise State, 9/12/15	W, 35-24
2.	2	Eight players tied with 2	

INTERCEPTIONS

Career

1.	20	Dave Atkinson	1970-73
2.	18	Dan Hansen	1969-72
	18	Bobby Roberts	1965-67
4.	14	Derwin Gray	1989-92
5.	13	Brian Mitchell	1987-90
	13	Tom Holmoe	1978-82

Top active player:

t16.	8	Kai Nacua	
------	---	-----------	--

Season

1.	9	Dave Atkinson	1971
	9	Gene Frantz	1962
3.	8	Dave Atkinson	1972
	8	Dan Hansen	1970
5.	7	Six seasons, 5 different players	

Game

1.	3	Eight times, 7 different players	
		Last: Kai Nacua vs. Boise State 9/12/15 W, 35-24	

INTERCEPTION RETURN YARDS SINCE 2000

Career

1.	184	Kai Nacua***	2013-15
2.	160	Andrew Rich	2008-10
3.	148	John Burbidge	2001-04
4.	122	Kyle Van Noy	2010-13
5.	117	Alani Fua	2011-14

Top active player***

Season

1.	131	Jernaro Gilford	2001
2.	93	John Burbidge	2002
3.	91	Andrew Rich	2009
4.	83	Isaac Kelley	2001
5.	79	Kyle Van Noy	2011

Game

1.	80	John Burbidge vs. New Mex., 11/16/02	L, 20-16
2.	64	Justin Robinson vs. Utah State, 9/23/06	W, 38-0
3.	62	Jernaro Gilford vs. Utah State, 10/5/01	W, 54-34
4.	60	Nathan Soelberg at Utah, 11/20/04	L, 52-21
	60	Isaac Kelley at SDSU, 10/27/01	W, 59-21

MOST INTERCEPTION RETURN YARDS

Career

1.	421	Dan Hansen	1970-72
2.	249	Mike Russell	1973-74
3.	222	Dave Atkinson	1970-73
4.	216	Bobby Roberts	1965-67

5.	195	Tom Holmoe	1978-82
----	-----	------------	---------

Top active player:

6.	184	Kai Nacua	
----	-----	-----------	--

Season

1.	233	Dan Hansen	1971
2.	137	Mike Russell	1974
	137	Kai Nacua	2015
4.	131	Jernaro Gilford	2001
	131	Jeff Lyman	1971

Game

1.	97	Brian Mitchell at New Mexico 9/2/89	W, 24-3
	93	Dan Hansen at Wyoming, 10/16/71	W, 35-17
	86	Dan Hansen at UTEP, 10/30/71	W, 16-0

FORCED FUMBLES SINCE 2000

Career

1.	11	Kyle Van Noy	2010-13
2.	6	Andrew Rich	2008-10
	6	Aaron Francisco	2001-04
4.	5	Bronson Kaufusi	2012-15
5.	4	Three players tied with 4	

Season

1.	6	Kyle Van Noy	2012
2.	4	Uona Kaveinga	2011
	4	Ryan Denney	2001
4.	3	Eight players tied with 3:	
		Last Bronson Kaufusi 2015	

Game

1.	2	Andrew Rich vs. Oklahoma, 9/5/09	W, 14-13
----	---	----------------------------------	----------

FUMBLE RECOVERIES SINCE 2000

Career

1.	6	Jan Jorgensen	2006-09
	6	Shawn Doman	2006-09
3.	5	Spencer Hadley	2008, 11-13
4.	4	Matt Bauman	2004, 07-09
	4	Brett Denney	2006-09
	4	Fred Warner***	2014-Pres.

Top active player***

Season

1.	5	Hans Olsen	2000
2.	4	Shawn Doman	2009
	4	Fred Warner	2015
4.	3	Four players tied with 3	

Game

1.	3	Justin Luetterodt at Wyoming, 11/12/05	W, 35-21
2.	2	Hans Olsen vs. SDSU, 10/21/00	L, 16-15

FUMBLE RETURN YARDS SINCE 2000

Season

1.	64	Scott Johnson	2001
2.	48	Jan Jorgensen	2006
3.	44	Kyle Van Noy	2010
4.	38	Brandon Bradley	2008
5.	37	Tomasi Laulile	2015
6.	34	Matt Bauman	2009

Game



1.	64	Scott Johnson	at Wyoming, 11/12/05	W, 35-21
2.	48	Jan Jorgensen	vs. UNLV, 10/21/06	W, 52-7
3.	44	Kyle Van Noy	at CSU, 11/13/10	W, 49-10
4.	38	Brandon Bradley	at Utah St., 10/3/08	L, 48-24
5.	37	Tomasi Lailile	at Utah State, 11/28/15	W, 51-28
6.	34	Matt Bauman	vs. Oregon St, 12/22/09	W, 44-20

NCAA RANKINGS

The following section lists NCAA records and rankings set by BYU players and teams.

†National champion or national leader in that category that season.

INDIVIDUAL OFFENSE

INDIVIDUAL TOTAL OFFENSE

Career

Rk.	G	PLAYS	RUSH	PASS	YARDS	AVG
9.	Ty Detmer (1988-91)	46	1,795	-366	15,031	14,665 8.17

Season

14.	Ty Detmer (1990)	12	635	-106	5,188	5,022 7.91
-----	------------------	----	-----	------	-------	------------

Game

Rk.	DATE	OPPONENT	RUSH	PASS	YARDS
17.	Ty Detmer Nov. 16, 1991	SDSU	4	599	603
20.	Virgil Carter Nov. 5, 1966	UTEP	86	513	599
21.	John Walsh Oct. 30, 1993	Utah St.	-22	619	597

TOTAL OFFENSE PER GAME

Career

Rk.	G	PLAYS	YARDS	TDR	YPG
10.	Ty Detmer (1988-91)	46	1,795	14,665	135 318.8

Season

6.	Ty Detmer (1990)	12	635	5,022	45 418.5
15.	Steve Young (1983)	11	531	4,346	41 395.1

ANNUAL TOTAL OFFENSE CHAMPIONS

Year	Player	CL	PLAYS	RUSH	PASS	YARDS	AVG
1966	Virgil Carter	Sr.	388	363	2,182	2,545	254.5
1979	Marc Wilson	Sr.	488	-140	3,720	3,580	325.5
1980	Jim McMahon	Jr.	540	56	4,571	4,627	385.6
1981	Jim McMahon	Sr.	487	-97	3,555	3,458	345.8
1983	Steve Young	Sr.	531	444	3,902	4,346	395.1
1984	Robbie Bosco	Jr.	543	57	3,875	3,932	327.7
1991	Ty Detmer	Sr.	478	-30	4,031	4,001	333.4

PASSING OFFENSE

PASSING EFFICIENCY

Career

Rk.	Att	CMP.	INT.	PCT.	YDS.	TD	EFF.
(Min. 500 completions)							
13.	Ty Detmer	1,530	958	65	.626	15,031	121 162.7
15.	Steve Sarkisian	789	528	26	.669	7,464	53 162.0

23.	Jim McMahon	1,060	653	34	.616	9,536	84 156.9
(Min. 400 completions)							
20.	Gifford Nielsen	708	415	29	.586	5,833	55 145.3
(Min. 325-399 completions)							
17.	Gary Sheide	594	358	31	.603	4,524	45 138.8

Season

Rk.	G	Att	CMP.	INT.	PCT.	YDS.	TD	EFF.
14.	Jim McMahon, BYU (1980)	12	445	284	18	.638	4,571	47 176.9
17.	Ty Detmer, BYU (1989)	12	412	265	15	.643	4,560	32 175.6

PASSING YARDS

Career

Rk.	Att.	CMP.	INT.	PCT.	YDS	TD
5.	Ty Detmer	1,530	958	65	.626	15,031 121

Season

Rk.	G	ATT.	CMP.	INT.	PCT.	YDS	TD	YPAT
6.	Ty Detmer (1990)	12	562	361	28	.642	5,188	41 9.23
25.	Jim McMahon (1980)	12	445	284	18	.638	4,571	47 10.27

Game

Rk.	DATE	OPPONENT	YARDS
12.	John Walsh Oct. 30, 1993	Utah State	619
16.	Ty Detmer Nov. 16, 1991	San Diego State	599
23.	Robbie Bosco Oct. 19, 1985	New Mexico	585

PASSING YARDS PER GAME

Career

Rk.	G	ATT.	CMP.	INT.	PCT.	YDS	TD	YPG
7.	Ty Detmer	46	1,530	958	65	.626	15,031	121 326.8
19.	Steve Sarkisian	25	789	528	26	.669	7,464	53 298.6
24.	Max Hall	39	1,382	903	40	.653	11,365	94 291.4

Season

4.	Ty Detmer, BYU (1990)	12	562	361	28	.642	5,188	41 432.3
22.	Jim McMahon, BYU (1980)	12	445	284	18	.638	4,571	47 380.9
23.	Ty Detmer, BYU (1989)	12	412	265	15	.643	4,560	32 380.0

PASSING YARDS PER ATTEMPTS

Career

Rk.	ATT.	CMP.	PCT.	YDS	PER CMP.	PER ATT.
2.	Ty Detmer	1,530	958	.626	15,031	15.69 9.82
7.	Jim McMahon	1,060	653	.616	9,536	14.60 9.00
23.	John Walsh	973	587	.603	8,375	14.27 8.61

TOUCHDOWN PASSES

Career

Rk.	G	TD
7.	Ty Detmer, BYU (1988-91)	46 121

Season

9.	Jim McMahon, BYU (1980)	12 47
23.	Ty Detmer, BYU (1990)	12 41

MOST CONSECUTIVE GAMES GAINING 300 YARDS OR MORE

Career



24—Ty Detmer, BYU (from Sept. 2, 1989, to Dec. 1, 1990)

MOST YARDS GAINED PER ATTEMPT

Game (Min. 40 atts.)

14.1—John Walsh, BYU vs. Utah St., Oct. 30, 1993 (44 for 619)

Season (Min. 412 atts.)

11.1—Ty Detmer, BYU, 1989 (412 for 4,560)

MOST YARDS GAINED PER COMPLETION

Game (Min. 22 comps.)

22.9—John Walsh, BYU vs. Utah St., Oct. 30, 1993 (27 for 619)

HIGHEST PERCENTAGE OF PASSES FOR TDS (MIN. 375 ATTS.)

11.5%—Jim McMahon, BYU, 1980 (46 of 400)

MOST SEASONS GAINING 4,000 YARDS OR MORE

3—Ty Detmer, BYU, 1989-91; tied with 7 others

ANNUAL PASSING CHAMPIONS

Year	Player, School	CL.					
G	ATT.	CMP.	INT.	PCT.	YDS	TD	EFF.
1980	Jim McMahon, BYU	Jr.					
12	445	284	18	.638	4,571	47	176.9
1981	Jim McMahon, BYU	Sr.					
10	423	272	7	.643	3,555	30	155.0
1983	Steve Young, BYU	Sr.					
11	429	306	10	.713	3,902	33	168.5
1989	Ty Detmer, BYU	So.					
12	412	265	15	.643	4,560	32	175.6
1996	Steve Sarkisian, BYU	Sr.					
14	404	278	12	.688	4,027	33	173.6

QUARTERBACK RUSHING

SINGLE-GAME YARDS (SINCE 2000)

Rk.	Yds.	Player, Team	Date
6.	259	Taysom Hill, BYU (Texas)	Sept. 9, 2013

SEASON YARDS

Rk.	Player, Team	Years	G	Carries	Yards	TD	Yds/G
15.	Taysom Hill, BYU	2013	13	246	1,344	10	103.4

A QB GAINING 100 YDS RUSHING & 400 YDS PASSING

Game--1 of 8

Player, Team vs. Opp	Date	Rush	Pass
Taysom Hill, BYU vs. Houston	Oct. 19, 2013	128	417

GAINING 1,000 YDS RUSHING & 2,000 YDS PASSING

Season (happened 25 times and Hill is 1 of 16 players)

Player, Team	Season	Class	Rush	Pass
Taysom Hill, BYU	2013	So.	1,344	2,938

A QB GAINING 2,000 YDS RUSHING & 4,000 YDS PASSING CAREER

Player, Team	Season	Rush	Pass
--------------	--------	------	------

Taysom Hill, BYU

2012-14

2,140

4,338

(1 of 32 players)

SCORING

RUSHING TDS IN A QUARTER

4—Dick Felt, BYU vs. San Jose St., Nov. 8, 1952 (4th);

MOST TOUCHDOWNS SCORED

Quarter

4—Dick Felt, BYU vs. San Jose St., Nov. 8, 1952 (all rushing, 4th quarter); 1 of 7

SEASON POINTS

Rk.	Player, Team	Year	TD	Xpts.	FG	Pts
13.	Luke Staley, BYU	†2001	28	2	0	170

SEASON POINTS PER GAME

Rk.	Player, Team	Year	Cl.		
G	TD	Xpts.	FG	Pts.	Pts/G
9.	Luke Staley, BYU	†2001	Jr.		
11	28	2	0	170	15.45

ANNUAL POINTS PER GAME CHAMPIONS

Year	Player, Team	Cl.			
G	TD	Xpts.	FG	Pts.	P/G
2001	Luke Staley, BYU	Jr.			
11	28	2	0	170	15.5

SPECIAL TEAMS

HIGHEST AVERAGE PER PUNT

Game (Min. 5 punts)

60.4—Lee Johnson, BYU vs. Wyoming, Oct. 8, 1983 (5 for 302; 53, 44, 63, 62, 80 yards); 1 of 2

MOST PUNT RETURNS

Career

153—Vai Sikahema, BYU, 1980-81, 1984-85 (1,312 yards)

HIGHEST AVERAGE GAIN PER RETURN

Game (Min. 5 rets.)

43.8—Golden Richards, BYU vs. North Texas, Sept. 10, 1971 (5 for 219)

Season (Min. 1.2 rets. per game)

40.1—Paul Allen, BYU, 1961 (12 for 481)

HIGHEST PERCENTAGE OF FIELD GOALS MADE, 40 YARDS OR MORE

Season (Min. 10 made)

93.3%—Matt Payne, BYU, 2004 (14 of 15)

MOST CONSECUTIVE FIELD GOALS MADE, 40-49 YARDS

Career

14—Matt Payne, BYU, 2003-04



MOST FIELD GOALS MADE IN FIRST GAME OF CAREER

5—Joe Liljenquist, BYU vs. Colorado St., Sept. 20, 1969 (6 attempts);
1 of 4

RECEIVING

SINGLE-GAME RECEPTIONS

Rk.	Rec.	Player, Team (Opponent)	Date
3.	22	Jay Miller, BYU (New Mexico)	Nov. 3, 1973

MOST PASSES CAUGHT BY A TIGHT END

Career Per Game

5.4—Gordon Hudson, BYU, 1980-83 (178 in 33)

MOST YARDS GAINED BY A TIGHT END

Game

259—Gordon Hudson, BYU vs. Utah, Nov. 21, 1981 (caught 13)

Career

2,901—Dennis Pitta, BYU, 2004, 2007-09 (caught 221)

Career Per Game (Min. 2,000 yards)

75.3—Gordon Hudson, BYU, 1980-83 (2,484 in 33)

HIGHEST AVERAGE GAIN PER RECEPTION BY A TIGHT END

Career (Min. 75 catches)

19.2—Clay Brown, BYU, 1978-80 (88 for 1,691)

ANNUAL RECEPTIONS PER GAME CHAMPIONS

Year	Player, Team	Cl.	G	Rec.	Rec/G	Yards	TD
1973	Jay Miller, BYU	So.	11	100	9.1	1,181	8

ANNUAL RECEIVING YARDS PER GAME CHAMPIONS

Year	Player, Team	Cl.	G	Rec.	Rec/G	Yards	TD
2008	Austin Collie, BYU	Jr.	13	106	1,538	118.3	15

DEFENSE

CAREER TFLS

Rk.	G	Solo	Asst.	Total
9.	Kyle Van Noy, BYU (2010-13)	52	58	8 62.0

FORCED FUMBLES

Rk.	G	FF
t12.	Kyle Van Noy	52 11

CAREER INTERCEPTIONS

Rk.	Player, Team	Years	Int.	Yards	Yds/G
t17.	Dave Atkinson, BYU	1971-73	20	222	11.1

PUNTING

SEASON AVERAGE (QUALIFIERS FOR CHAMPIONSHIP)

Rk.	Player, Team	Year	Punts	Yards	Yds/P
22.	Matt Payne, BYU	†2002	51	2,427	47.59

ANNUAL CHAMPIONS PUNTING

Year	Player, Team	Cl.	Punts	Yards	Yds/P
1979	Clay Brown, BYU	Jr.	43	1,950	45.3
Beginning in 1980, ranked on minimum 3.6 punts per game					
2002	Matt Payne, BYU	So.	51	2,427	47.6

RETURNS

PUNT RETURNING AVERAGE

Season (Minimum 1.2 Returns Per Game)

Rk.	Player, Team	Year	Cl.	G	PR	Yards	TD	Yds.R
18.	James Dye, BYU	†1995	Jr.	11	20	438	2	21.90

Career Average (Minimum 1.2 Returns Per Game; Minimum 30 Returns; Player must have concluded his career)

Rk.	Player, Team	Years	PR	Yards	TD	Yds/R
11.	James Dye, BYU/USU	1992-93, 95-96	61	1,046	5	17.15

*Record.

PUNT RETURN ANNUAL CHAMPIONS

Year	Player, Team	Cl.	PR	Yards	TD	Long	Yds/P
1969	Chris Farasopoulos	Jr.	35	527	—	—	15.1
1971	Golden Richards	Jr.	33	624	4	87	18.9
1995	James Dye	Jr.	20	438	2	90	21.9

Beginning in 1970, ranked on average per return (instead of total yards)

KICKOFF RETURN AVERAGE

Season (Minimum 1.2 Returns Per Game)

Rk.	Player, Team	Year	Cl.	KR	Yards	TD	Yds/R
1.	Paul Allen, BYU	†1961	Sr.	12	481	—	*40.08

*Record. †National champion or national leader in that category that season

KICKOFF RETURN ANNUAL CHAMPIONS

Year	Player, Team	Cl.	KR	Yards	Yds/R
1960	Bruce Samples, BYU	Sr.	23	577	25.1
(ranked on total yards until 1970)					

SCORING

HIGHEST-SCORING TIE GAME

52-52—BYU & San Diego St., Nov. 16, 1991

MOST POINTS SCORED IN FOURTH QUARTER TO WIN OR TIE A GAME

36—BYU (50) vs. Washington St. (36), Sept. 15, 1990 (trailed 29-14 at start of 4th quarter)

SCORING OFFENSE CHAMPIONS

1979 BYU 40.6
1980 BYU 46.7
1981 BYU 38.7
2001 BYU 46.8



SCORING PER GAME

Rk.	Team	Year	G	TD	KXP	2XP	FG	Saf.	Pts.	Pts/G
25.	BYU	†2001	13	82	76	2	12	0	608	46.8

MOST POINTS, BOTH TEAMS IN A TIE GAME

104—BYU (52) & San Diego St. (52), Nov. 16, 1991

MOST PLAYS

115—Northwestern (35) vs. Auburn (38), Jan. 1, 2010 (ot) (621 yards); Houston (49) vs. Louisiana Tech (56), Sept. 8, 2012 (693 yards); BYU (47) vs. Houston (46), Oct. 19, 2013 (681 yards)

TOTAL OFFENSE

TOTAL OFFENSE YARDS PER GAME

Rk.	Team	Year	G	Plays	Yds.	TD	Yds/G
6.	BYU	†1983	11	865	6,426	65	584.2
16.	BYU	1990	12	968	6,788	64	565.7

TOTAL OFFENSE CHAMPIONS

1979	BYU	521.4
1980	BYU	535.0
1983	BYU	584.2
1984	BYU	486.5
1985	BYU	500.2
2001	BYU	542.9

TEAM PASSING

PASSING HIGHEST AVERAGE GAIN PER ATTEMPT (MIN. 350 ATTS.)

10.93—BYU, 1989 (433 for 4,732)

PASSING YARDS PER GAME

Rk.	Team	Year	G	Att.	Com.	Pct.	Int.	Yds.	TD	Yds/G
7.	BYU	1990	12	580	373	.643	29	5,379	41	448.3
15.	BYU	†1980	12	498	317	.637	21	4,918	49	409.8

†National champion or national leader in that category that season

PASSING OFFENSE CHAMPIONS

1976	BYU	307.8
1979	BYU	368.3
1980	BYU	409.8
1981	BYU	356.9
1983	BYU	381.2
1984	BYU	346.2
1985	BYU	354.5

SPECIAL TEAMS

HIGHEST AVERAGE PER PUNT (MIN. 5 PUNTS)

60.4—BYU vs. Wyoming, Oct. 8, 1983 (5 for 302); Oklahoma St. vs. Nebraska, Oct. 23, 2010 (5 for 302)

HIGHEST AVERAGE PER PUNT, BOTH TEAMS (MIN. 10 PUNTS)

55.3—BYU & Wyoming, Oct. 8, 1983 (11 for 608)

HIGHEST PUNTING AVERAGE

50.63—BYU, 1983 (24 for 1,215 yards)

NET PUNTING CHAMPS

1959	BYU	43.2
1983	BYU	*45.0
1988	BYU	42.9
2002	BYU	42.7

*Record

NET PUNTING

Rk.	Team	Year	AVG
5.	BYU	†1983	45.0

KICKOFF RETURNING

Rk.	Team	Year	G	Ret.	Yds.	TD	Yds/R
24.	BYU	†1969	-	-	-	-	28.7

KICKOFF RETURN CHAMPS

1969	BYU	28.7
1979	BYU	26.3

MISC. TEAM

MOST GAMES PLAYED (COUNTS POSTSEASON GAMES)

15—BYU, 1996

MOST IMPROVED

\$Games Improved	From	Record	To	Record
5	1949	0-11-0	1950	4-5-1
	(along with Texas A&M)			
5	1995	7-4-0	1996	*14-1-0

\$To determine games improved, add the difference in victories between the two seasons to the difference in losses, then divide by two; ties not counted.

Bowl victory (*) included in record.

MOST GAMES PLAYED IN A SEASON (MODERN ERA, 1937-PRESENT)

15—BYU, 1996; Kansas St., 2003

MOST VICTORIES IN A SEASON (MODERN ERA, 1937-PRESENT)

14—BYU, 1996; Ohio St., 2002; Alabama, 2009; Boise St., 2009; Auburn, 2010; Florida St., 2013

MOST OPPONENTS' FUMBLES RECOVERED

36—North Texas, 1972; BYU, 1977

1984 BYU (AP, FW, NFF, UPI, USA/CNN)

TEAM SEASON

Season records may not include seasons prior to 1975. The amount and availability of archived statistics is less and less in the earlier seasons.

Bowl statistics were counted as part of season statistics starting in the 2002 season.

VICTORIES

1.	13	1996	14 games
2.	12	2001	13 games
	12	1984	12 games
4.	11	1980	12 games
	11	2006	13 games
	11	2009	13 games
	11	1979	11 games
	11	1985	13 games
	11	2007	13 games
10.	10	1990	12 games
	10	1989	12 games
	10	1983	11 games
	10	1981	12 games
	10	2008	13 games
	10	2011	13 games

FEWEST VICTORIES

1.	4	2003	12 games
2.	5	2004	11 games
	5	2002	12 games
4.	5	1973	11 games
	6	1993	11 games
	6	1997	11 games
	6	2000	12 games
	6	1975	11 games
	6	2005	12 games
10.	7	2010	13 games
	7	1995	11 games
	7	1978	12 games
	7	1974	11 games
	7	1972	11 games

OFFENSE

POINTS SCORED

Most			
1.	608	2001	13 games
2.	571	1996	14 games
3.	560	1980	12 games
4.	510	1990	12 games
5.	484	1989	12 games
	484	1983	11 games
7.	482	2014	13 games
8.	478	2006	13 games

9.	465	1981	12 games
10.	461	2009	13 games
Fewest			
1.	196	2003	12 games
2.	233	1978	12 games
3.	244	1975	11 games
4.	248	1972	11 games
5.	250	1997	11 games
6.	267	2004	11 games
7.	279	2002	12 games
8.	280	2000	12 games
9.	296	1974	11 games
10.	300	1986	12 games

POINTS SCORED PER GAME

Most			
1.	46.77	2001	13 games
2.	46.67	1980	12 games
3.	44.00	1983	11 games
4.	42.50	1990	12 games
5.	40.79	1996	14 games
6.	40.64	1979	11 games
7.	40.33	1989	12 games
8.	39.36	1977	11 games
9.	38.75	1981	12 games
10.	37.08	2014	13 games
Fewest			
1.	16.33	2003	12 games
2.	19.42	1978	12 games
3.	22.18	1975	11 games
4.	22.55	1972	11 games
5.	22.73	1997	11 games
6.	23.25	2002	12 games
7.	23.33	2000	12 games
8.	24.27	2004	11 games
9.	25.00	1986	12 games
10.	26.15	2010	13 games

TOTAL OFFENSIVE PLAYS

Most			
1.	1,111	2013	13 games
2.	1,049	2014	13 games
3.	1,037	1985	13 games
4.	1,004	1996	14 games
5.	1,003	2012	13 games
6.	996	2007	13 games
7.	977	2001	13 games
8.	968	1990	12 games
9.	958	2011	13 games
10.	955	1994	12 games
Fewest			
1.	715	1997	11 games
2.	792	1975	11 games
3.	797	1982	11 games



4.	803	1995	11 games
5.	806	2004	11 games
6.	831	1979	11 games
7.	834	1999	11 games
8.	846	2003	12 games
	846	1991	12 games
	846	1980	12 games

TOTAL OFFENSIVE YARDS

Most

1.	6,795	2001	13 games
2.	6,788	1990	12 games
3.	6,692	1996	14 games
4.	6,502	1985	13 games
5.	6,479	1989	12 games
6.	6,426	1983	11 games
7.	6,420	1980	12 games
8.	6,417	2013	13 games
9.	5,986	2014	13 games
10.	5,886	1984	12 games

Fewest Since 1975

1.	3,692	1997	11 games
2.	3,775	2003	12 games
3.	3,922	1975	11 games
4.	4,224	2004	11 games
5.	4,238	1978	12 games
6.	4,395	1976	11 games
7.	4,502	2000	12 games
8.	4,538	1995	11 games
9.	4,581	1987	12 games
10.	4,582	2002	12 games

TOTAL OFFENSIVE YARDS/GAME

Most (Including 5,000+ seasons)

1.	6,795	2001	13 games
2.	6,788	1990	12 games
3.	6,692	1996	14 games
4.	6,502	1985	13 games
5.	6,479	1989	12 games
6.	6,426	1983	11 games
7.	6,420	1980	12 games
8.	6,417	2013	13 games
9.	5,986	2014	13 games
10.	5,886	1984	12 games
11.	5,819	2006	13 games
12.	5,777	2008	13 games
13.	5,764	1981	12 games
14.	5,754	1991	12 games
15.	5,721	1979	11 games
16.	5,553	2009	13 games
17.	5,549	2005	12 games
18.	5,529	2007	13 games
19.	5,522	2015	10 games
20.	5,517	1992	12 games
21.	5,489	1994	12 games

22.	5,483	1988	12 games
23.	5,274	2011	13 games
24.	5,222	1993	11 games
25.	5,205	2012	13 games
26.	5,172	1977	11 games
27.	5,114	1982	11 games

Fewest

1.	3,692	1997	11 games
2.	3,775	2003	12 games
3.	3,922	1975	11 games
4.	4,224	2004	11 games
5.	4,238	1978	12 games
6.	4,395	1976	11 games
7.	4,502	2000	12 games
8.	4,538	1995	11 games
9.	4,581	1987	12 games
10.	4,582	2002	12 games

AVERAGE YARDS PER ATTEMPT

Highest

1.	7.643	1989	12 games
2.	7.582	1980	12 games
3.	7.448	1983	11 games
4.	7.201	2006	13 games
5.	7.048	1990	12 games
6.	6.970	2001	13 games
7.	6.862	1979	11 games
8.	6.673	1984	12 games
9.	6.670	1996	14 games
10.	6.663	1991	12 games

Lowest

1.	4.48	2003	12 games
2.	4.51	1978	12 games
3.	4.87	2002	12 games
4.	4.899	1987	12 games
5.	4.995	2010	13 games
6.	5.025	1976	11 games
7.	5.03	2000	12 games
8.	5.07	1997	11 games
9.	5.12	2012	13 games
10.	5.26	2004	11 games

TURNOVERS COMMITTED

Fewest

1.	13	2006	13 games
2.	20	2005	12 games
	20	2015	13 games
4.	21	2010	13 games
	21	1997	11 games
	21	2013	13 games
7.	23	1983	11 games
8.	24	2007	13 games
	24	2009	13 games
10.	25	2012	13 games
	25	1995	11 games

	25	1984	12 games
Most			
1.	42	1988	12 games
2.	41	1990	12 games
3.	41	1977	11 games
4.	40	1985	13 games
5.	39	1975	11 games
6.	39	1986	12 games
7.	39	1987	12 games
8.	39	2003	12 games
9.	37	1978	12 games
10.	36	1980	12 games

FUMBLES

Fewest			
1.	13	2005	12 games
2.	14	2006	13 games
3.	16	2015	13 games
4.	17	2013	13 games
	17	2009	13 games
6.	19	1995	11 games
7.	20	2010	13 games
	20	2012	13 games
	20	1976	11 games
	20	2011	13 games
Most			
1.	43	2001	13 games
2.	37	1978	12 games
3.	34	1987	12 games
	34	1998	13 games
5.	32	1988	12 games
	32	1990	12 games
7.	31	1989	12 games
	31	1993	11 games
9.	30	1977	11 games
	30	2003	12 games
	30	1981	12 games
	30	2014	13 games

FUMBLES LOST

Fewest			
1.	4	2006	13 games
2.	7	2005	12 games
	7	2013	13 games
	7	1976	11 games
5.	8	2015	13 games
	8	2012	13 games
7.	10	2009	13 games
	10	2010	13 games
	10	1999	11 games
	10	1997	11 games
Most			
1.	23	1998	13 games
2.	22	1988	12 games
3.	21	1975	11 games

4.	18	2001	13 games
	18	1977	11 games
	18	1981	12 games
7.	17	2003	12 games
8.	16	1987	12 games
	16	1989	12 games
	16	2004	11 games
	16	1985	13 games
	16	1986	12 games

PENALTIES COMMITTED

Fewest			
1.	68	1997	11 games
2.	70	2010	13 games
3.	72	1999	11 games
4.	75	2011	13 games
	76	1992	12 games
	78	1982	11 games
7.	80	2012	13 games
8.	82	2000	12 games
	83	1995	11 games
10.	83	2004	11 games
	85	2015	13 games
Most			
1.	141	1980	12 games
2.	114	1981	12 games
3.	111	1990	12 games
4.	110	1977	11 games
	110	2014	13 games
	110	1979	11 games
7.	109	1989	12 games
8.	108	1988	12 games
	108	1993	11 games
10.	106	1984	12 games

PENALTY YARDS

Fewest			
1.	544	1997	11 games
2.	583	2010	13 games
3.	653	2011	13 games
4.	672	1999	11 games
5.	674	1992	12 games
6.	702	1982	11 games
	702	2004	11 games
8.	703	2012	13 games
9.	739	1983	11 games
10.	750	2015	13 games
Most			
1.	1,322	1980	12 games
2.	1,227	1979	11 games
3.	1,085	1981	12 games
4.	1,053	2014	13 games
5.	1,031	1990	12 games
6.	1,008	1996	14 games
7.	998	1989	12 games



8.	993	1977	11 games
9.	981	1976	11 games
10.	978	1978	12 games

TIME OF POSSESSION

Highest

1.	35:16:48	1976	11 games
2.	32:41:01	1999	11 games
3.	32:27:36	2005	12 games
4.	32:22:48	1986	12 games
5.	32:20:12	2009	13 games
6.	32:14:02	2007	13 games
7.	32:12:00	1987	12 games
8.	32:05:10	1985	13 games
9.	32:04:04	2006	13 games
10.	31:57:23	2012	13 games

Lowest

1.	24:07:12	1978	12 games
2.	24:36:00	1977	11 games
3.	24:48:00	1980	12 games
4.	24:50:24	1979	11 games
5.	27:41:46	2013	13 games
6.	27:54:09	2014	13 games
7.	28:15:36	2002	12 games
8.	28:33:36	1991	12 games
9.	28:47:23	2015	13 games
10.	29:12:52	2004	11 games

FIRST DOWNS

Most

1.	351	2001	13 games
2.	348	1990	12 games
3.	347	1985	13 games
4.	341	1996	14 games
5.	340	1983	11 games
6.	325	2014	13 games
	325	2013	13 games
8.	318	1981	12 games
9.	314	2008	13 games
	314	2007	13 games

Fewest

1.	192	1997	11 games
2.	204	2003	12 games
3.	214	1976	11 games
4.	215	1975	11 games
5.	215	2004	11 games
6.	239	1987	12 games
7.	244	1995	11 games
8.	246	2002	12 games
9.	253	1986	12 games
10.	255	2000	12 games

FIRSTS/GAME

Most

1.	30.9	1983	11 games
----	------	------	----------

2.	29.0	1990	12 games
3.	27.0	2001	13 games
4.	26.7	1985	13 games
5.	26.5	1981	12 games
6.	25.7	2005	12 games
7.	25.5	1994	12 games
8.	25.2	1979	11 games
9.	25.1	1989	12 games
10.	25.0	2013	13 games
	25.0	2014	13 games

Least

1.	17.0	2003	12 games
2.	17.5	1997	11 games
3.	19.5	1976	11 games
4.	19.5	1975	11 games
5.	19.5	2004	11 games
6.	19.9	1987	12 games
7.	20.4	1998	13 games
8.	20.5	2002	12 games
9.	21.076	2015	13 games
10.	21.083	1986	12 games

RUSHING FIRST DOWNS

Most

1.	161	2013	13 games
2.	151	1996	14 games
3.	148	2001	13 games
4.	143	2014	13 games
5.	136	1983	11 games
6.	128	1994	12 games
7.	124	1986	12 games
8.	123	2011	13 games
9.	122	2012	13 games
10.	120	1985	13 games

Fewest

1.	54	2003	12 games
2.	60	2002	12 games
3.	69	2004	11 games
4.	75	1995	11 games
5.	76	1976	11 games
6.	79	1980	12 games
7.	80	1987	12 games
8.	80	1999	11 games
9.	80	1979	11 games
10.	81	1997	11 games
	81	1977	11 games

RUSHING FIRSTS DOWNS PER GAME

Most

1.	12.38	2013	13 games
2.	12.36	1983	11 games
3.	11.4	2001	13 games
4.	11.2	2015	13 games
5.	11.0	2014	13 games
6.	10.8	1996	14 games

7.	10.7	1994	12 games
8.	10.3	1986	12 games
9.	10.1	1982	11 games
10.	10.0	1975	11 games

Least

1.	6.3	2004	11 games
2.	6.6	2003	12 games
	6.6	1980	12 games
4.	6.7	1987	12 games
5.	6.8	1995	11 games
6.	6.8	2000	12 games
7.	6.9	1976	11 games
8.	6.9	2002	12 games
9.	6.9	2006	13 games
10.	7.3	1999	11 games
	7.3	1979	11 games

PASSING FIRST DOWNS

Most

1.	237	1990	12 games
2.	201	1985	13 games
3.	198	2008	13 games
4.	192	1989	12 games
5.	191	1981	12 games
6.	189	1980	12 games
7.	188	2006	13 games
8.	186	1983	11 games
9.	183	1984	12 games
10.	182	2007	13 games

Fewest

1.	87	1975	11 games
2.	90	2003	12 games
3.	100	1997	11 games
4.	106	2002	12 games
5.	115	1986	12 games
6.	122	1976	11 games
7.	124	2004	11 games
8.	128	1998	13 games
9.	132	1978	12 games
10.	136	2010	13 games

PASSING FIRST DOWNS PER GAME

Most

1.	19.8	1990	12 games
2.	16.9	1983	11 games
3.	16.0	1989	12 games
4.	15.9	1981	12 games
5.	15.9	2015	13 games
6.	15.8	1979	11 games
7.	15.8	1980	12 games
8.	15.5	1985	13 games
9.	15.3	1984	12 games
10.	15.2	2008	13 games

Fewest

1.	7.9	1975	11 games
----	-----	------	----------

2.	8.8	2003	12 games
3.	9.1	1997	11 games
4.	9.6	1986	12 games
5.	9.8	1998	13 games
6.	10.5	2010	13 games
7.	11.0	1978	12 games
8.	11.1	1976	11 games
9.	11.2	2013	13 games
10.	11.3	2004	11 games

PENALTY FIRST DOWNS

Most

1.	31	1981	12 games
	31	1978	12 games
3.	29	1999	11 games
	29	2010	13 games
5.	27	2000	12 games
	27	2015	13 games
7.	26	1985	13 games
	26	2005	12 games
9.	24	1980	12 games
	24	2011	13 games

Fewest

1.	10	2002	12 games
2.	11	1997	11 games
3.	11	1993	11 games
4.	13	1996	14 games
5.	14	2003	12 games
6.	14	1986	12 games
7.	14	1987	12 games
8.	14	1995	11 games
9.	15	1984	12 games
10.	16	1976	11 games
	16	1991	12 games

RUSHING

RUSHING TOUCHDOWNS

Most

1.	41	2001	13 games
2.	30	1996	14 games
3.	28	2015	13 games
	28	2014	13 games
	28	2006	13 games
	28	1983	11 games
7.	27	1989	12 games
	27	1982	11 games
9.	26	2009	13 games
	26	1979	11 games

Fewest

1.	7	2003	12 games
2.	12	2004	11 games
3.	13	1999	11 games
	13	1976	11 games
	14	1977	11 games



	15	1986	12 games
7.	16	1997	11 games
	16	1995	11 games
9.	16	1994	12 games
	16	1975	11 games

RUSHING YARDS

Most

1.	3,475	2013	13 games
2.	2,832	2001	13 games
3.	2,549	1996	14 games
4.	2,363	2014	13 games
5.	2,233	1983	11 games
6.	2,185	2010	13 games
7.	2,084	2011	13 games
8.	2,016	1986	12 games
9.	1,991	2012	13 games
10.	1,968	1975	11 games

Fewest

1.	1,009	1976	11 games
2.	1,069	1995	11 games
3.	1,081	1987	12 games
4.	1,115	1999	11 games
5.	1,149	2004	11 games
6.	1,162	1993	11 games
7.	1,192	1997	11 games
8.	1,195	2003	12 games
9.	1,207	2000	12 games

RUSHING ATTEMPTS

Most

1.	664	2013	13 games
2.	581	1996	14 games
3.	567	2014	13 games
4.	553	1975	11 games
5.	540	1998	13 games
6.	535	1986	12 games
7.	525	1978	12 games
8.	518	2010	13 games
9.	505	2012	13 games
10.	503	2001	13 games

Fewest

1.	348	1980	12 games
2.	368	1979	11 games
3.	376	1999	11 games
4.	382	2004	11 games
5.	388	1990	12 games
6.	389	1997	11 games
7.	393	1981	12 games
8.	395	1993	11 games
9.	396	1984	12 games
10.	397	2003	12 games

RUSHING YARDS/ATTEMPT

Most

1.	5.63	2001	13 games
2.	5.49	1983	11 games
3.	5.23	2013	13 games
4.	4.67	1982	11 games
5.	4.58	1979	11 games
6.	4.39	1996	14 games
7.	4.374	1984	12 games
8.	4.373	2005	12 games
9.	4.32	1980	12 games
10.	4.21	2011	13 games

Fewest

1.	2.22	1976	11 games
2.	2.35	1987	12 games
3.	2.58	1995	11 games
4.	2.63	1978	12 games
5.	2.94	1993	11 games
6.	2.97	1999	11 games
7.	3.007	2004	11 games
8.	3.010	2003	12 games
9.	3.03	2000	12 games
10.	3.06	1997	11 games

RUSHING YARDS/GAME

Most

1.	267.3	2013	13 games
2.	217.8	2001	13 games
3.	203	1983	11 games
4.	182.1	1996	14 games
5.	181.8	2014	13 games
6.	178.9	1975	11 games
7.	178.7	1978	11 games
8.	174.7	1982	11 games
9.	168.1	2010	13 games
10.	168	1986	12 games

Fewest

1.	90.1	1987	12 games
2.	91.7	1976	11 games
3.	97.2	1995	11 games
4.	99.6	2003	12 games
5.	100.6	2000	12 games
6.	101.4	1999	11 games
7.	104.5	2004	11 games
8.	105.6	1993	11 games
9.	108.4	1997	11 games
10.	115	1978	12 games

PASSING

PASSING YARDS

Most

1.	5,379	1990	12 games
2.	4,918	1980	12 games
3.	4,726	1989	12 games
4.	4,608	1985	13 games
5.	4,283	1981	12 games
6.	4,206	2006	13 games
7.	4,193	1983	11 games
8.	4,154	1984	12 games
9.	4,143	1996	14 games
10.	4,125	1991	12 games
11.	4,060	1993	11 games
12.	4,037	1979	11 games
13.	4,035	2008	13 games
14.	3,963	2001	13 games
15.	3,879	2007	13 games
16.	3,874	1988	12 games
17.	3,854	2015	13 games
18.	3,758	1977	11 games
19.	3,755	1994	12 games
20.	3,721	2005	12 games
21.	3,659	2009	13 games
22.	3,623	2014	13 games
23.	3,575	1992	12 games
24.	3,567	1999	11 games
25.	3,500	1987	12 games
26.	3,469	1995	11 games
27.	3,386	1976	11 games
28.	3,295	2000	12 games
29.	3,214	2012	13 games
30.	3,192	1982	11 games
31.	3,190	2011	13 games
32.	3,129	2002	12 games
33.	3,080	1998	13 games

Fewest

1.	1,954	1975	11 games
2.	2,500	1997	11 games
3.	2,579	2010	13 games
4.	2,580	2003	12 games
5.	2,827	1986	12 games
6.	2,858	1978	12 games
7.	2,942	2013	13 games
8.	3,075	2004	11 games

PASSING ATTEMPTS

Most

1.	580	1990	12 games
2.	560	1985	13 games
3.	538	1981	12 games
4.	516	2005	12 games
5.	504	2015	13 games

6.	503	2007	13 games
7.	500	2002	12 games
8.	498	1980	12 games
	498	2012	13 games
10.	496	1984	12 games

Fewest

1.	281	1975	11 games
2.	326	1997	11 games
3.	358	1986	12 games
4.	383	1998	13 games
5.	385	1982	11 games
6.	388	1995	11 games
7.	403	1976	11 games
8.	405	1992	12 games
9.	415	1978	12 games
10.	419	2009	13 games

PASSING YARDS/GAME

Most

1.	448.3	1990	12 games
2.	409.8	1980	12 games
3.	393.8	1989	12 games
4.	381.2	1983	11 games
5.	369.1	1993	11 games
6.	367.0	1979	11 games
7.	356.9	1981	12 games
8.	354.5	1985	13 games
9.	346.2	1984	12 games
10.	343.8	1991	12 games

Fewest

1.	177.6	1975	11 games
2.	198.4	2010	13 games
3.	215.0	2003	12 games
4.	226.3	2013	13 games
5.	227.3	1997	11 games
6.	235.6	1986	12 games
7.	236.9	1998	13 games
8.	238.2	1978	12 games
9.	245.4	2011	13 games
10.	247.2	2012	13 games

PASSING YARDS/ATTEMPT

Most

1.	10.9	1989	12 games
2.	9.88	1980	12 games
3.	9.82	1991	12 games
4.	9.79	1996	14 games
5.	9.31	2006	13 games
6.	9.27	1990	12 games
7.	9.16	1983	11 games
8.	8.94	1995	11 games
9.	8.86	1993	11 games
10.	8.83	1992	12 games

Fewest

1.	5.7	2003	12 games
----	-----	------	----------



2.	6.0	2010	13 games
3.	6.3	2002	12 games
4.	6.5	2012	13 games
5.	6.6	2013	13 games
6.	6.8	2000	12 games
7.	6.88	2011	13 games
8.	6.89	1978	12 games
9.	7.0	1975	11 games
10.	7.2	2005	12 games

COMPLETIONS

Most

1.	373	1990	12 games
2.	366	1985	13 games
3.	338	2008	13 games
4.	332	2005	12 games
5.	329	1981	12 games
6.	324	1983	11 games
7.	317	1980	12 games
8.	311	2006	13 games
9.	305	1984	12 games
	305	2001	13 games
11.	303	2015	13 games

Fewest

1.	156	1975	11 games
2.	184	1997	11 games
3.	205	1986	12 games
4.	210	1978	12 games
5.	222	1992	12 games
6.	224	1976	11 games
7.	226	1998	13 games
8.	234	2004	11 games
9.	237	2013	13 games
10.	240	1982	11 games

COMPLETION PERCENTAGE

Highest

1.	70.74%	1983	11 games
2.	68.81%	2006	13 games
3.	68.79%	1996	14 games
4.	68.56%	2008	13 games
5.	67.30%	2009	13 games
6.	65.36%	1985	13 games
7.	64.95%	1995	11 games
8.	64.35%	2001	13 games
9.	64.34%	2005	12 games
10.	64.31%	1990	12 games

Lowest Since 1975

1.	50.60%	1978	12 games
2.	53.02%	2013	13 games
3.	54.32%	1988	12 games
4.	54.57%	2003	12 games
5.	54.81%	1992	12 games
6.	55.19%	2004	11 games
7.	55.40%	2002	12 games

8.	55.52%	1975	11 games
9.	55.58%	1976	11 games
10.	55.85%	2000	12 games

INTERCEPTIONS THROWN

Fewest Since 1975

1.	9	1998	13 games
2.	9	2006	13 games
3.	10	2001	13 games
	11	1997	11 games
	11	2010	13 games
6.	11	1983	11 games
	12	2014	13 games
8.	12	2015	13 games
	12	1981	12 games
10.	13	2007	13 games
	13	1984	12 games
	13	2005	12 games
	13	1996	14 games

Most

1.	29	1990	12 games
2.	24	1985	13 games
3.	23	1977	11 games
	23	1987	12 games
	23	1986	12 games
6.	22	2003	12 games
	22	1978	12 games
8.	21	1980	12 games
	21	2002	12 games
10.	20	1982	11 games
	20	1988	12 games

PASSING TDS

Most

1.	49	1980	12 games
2.	41	1990	12 games
3.	38	1977	11 games
	38	2001	13 games
5.	37	1983	11 games
6.	36	1996	14 games
7.	35	2008	13 games
	35	1991	12 games
9.	34	2009	13 games
	34	1984	12 games
	34	1981	12 games

Fewest

1.	11	2000	12 games
2.	13	1975	11 games
3.	13	2003	12 games
4.	14	1978	12 games
5.	15	1997	11 games
6.	16	2002	12 games
7.	17	2010	13 games
8.	18	1998	13 games
9.	18	2004	11 games

10.	18	1987	12 games
	34	1981	12 games

PASS EFFICIENCY

Highest

1.	177.25	1989	12 games
2.	175.47	2006	13 games
3.	172.57	1996	14 games
4.	171.92	1983	11 games
5.	171.51	1980	12 games
6.	165.50	1991	12 games
7.	163.73	2009	13 games
8.	159.83	2001	13 games
9.	157.43	2008	13 games
10.	156.60	1990	12 games

Lowest Since 1975

1.	100.23	2003	12 games
2.	109.35	2002	12 games
3.	110.05	1978	12 games
4.	114.79	2000	12 games
5.	117.30	1975	11 games
6.	118.96	2010	13 games
7.	119.67	2013	13 games
8.	120.41	2012	13 games
9.	124.87	1997	11 games
10.	126.01	1987	12 games

DEFENSE

POINTS ALLOWED

Fewest

1.	125	1979	11 games
2.	166	1984	12 games
3.	167	1982	11 games
4.	168	1977	11 games
5.	176	1985	13 games
6.	182	2012	13 games
	182	1976	11 games
8.	191	2006	13 games
9.	198	1980	12 games
10.	205	1986	12 games

Most

1.	407	1993	11 games
2.	396	2001	13 games
3.	358	2014	13 games
4.	351	2005	12 games
5.	336	2002	12 games
6.	319	1989	12 games
7.	310	2003	12 games
8.	310	2000	12 games
9.	308	1991	12 games
10.	297	2015	13 games

POINTS ALLOWED PER GAME

Fewest

1.	11.36	1979	11 games
2.	13.54	1985	13 games
3.	13.83	1984	12 games
4.	14.00	2012	13 games
5.	14.69	2006	13 games
6.	15.18	1982	11 games
7.	15.27	1977	11 games
8.	16.50	1980	12 games
9.	16.55	1976	11 games
10.	17.08	1986	12 games

Most

1.	37.0	1993	11 games
2.	30.5	2001	13 games
3.	29.3	2005	12 games
4.	28.0	2002	12 games
5.	27.5	2014	13 games
6.	26.8	2004	11 games
7.	26.6	1989	12 games
8.	25.8	2003	12 games
9.	25.8	2000	12 games
10.	25.7	1991	12 games

FIRST DOWNS ALLOWED

Fewest

1.	176	1986	12 games
2.	181	1997	11 games
3.	182	1998	13 games
4.	183	1984	12 games
5.	184	1979	11 games
6.	190	1999	11 games
7.	191	2012	13 games
	191	1976	11 games
9.	196	1987	12 games
10.	197	1975	11 games

Most

1.	302	2001	13 games
2.	282	2014	13 games
3.	279	2008	13 games
4.	263	2005	12 games
5.	262	2013	13 games
6.	259	1980	12 games
7.	257	1993	11 games
8.	256	1991	12 games
9.	252	1989	12 games
10.	251	2002	12 games

FIRST DOWNS ALLOWED PER GAME

Fewest

1.	14.0	1998	13 games
2.	14.67	1986	12 games
3.	14.69	2012	13 games



4.	15.3	1984	12 games
5.	16.2	1985	13 games
6.	16.3	1987	12 games
7.	16.4	2011	13 games
8.	16.45	1997	11 games
9.	16.50	1978	12 games
10.	16.7	1979	11 games

Most

1.	23.4	1993	11 games
2.	23.2	2001	13 games
3.	21.9	2005	12 games
4.	21.7	2014	13 games
5.	21.6	1980	12 games
6.	21.5	2008	13 games
7.	21.33	1991	12 games
8.	21.27	1983	11 games
9.	21.0	1989	12 games
10.	20.9	2002	12 games

RUSH FIRST DOWNS ALLOWED

Fewest

1.	63	2012	13 games
2.	65	1998	13 games
3.	66	1999	11 games
4.	70	1986	12 games
5.	78	2000	12 games
6.	81	2004	11 games
7.	82	1997	11 games
8.	83	2011	13 games
9.	84	2007	13 games
	84	1990	12 games

Most

1.	141	2001	13 games
2.	129	1993	11 games
3.	124	1980	12 games
4.	117	2002	12 games
5.	114	2008	13 games
6.	113	1991	12 games
7.	111	1979	11 games
	111	1982	11 games
9.	109	1995	11 games
10.	106	1977	11 games

RUSH FIRST DOWNS ALLOWED PER GAME

Fewest

1.	4.8	2012	13 games
2.	5.0	1998	13 games
3.	5.8	1986	12 games
4.	6.0	1999	11 games
5.	6.4	2011	13 games
6.	6.46	2007	13 games
7.	6.50	2000	12 games
8.	6.7	2009	13 games
	6.7	2006	13 games
	6.7	2014	13 games

Most

1.	11.7	1993	11 games
2.	10.8	2001	13 games
3.	10.3	1980	12 games
4.	10.1	1979	11 games
	10.1	1982	11 games
6.	9.9	1995	11 games
7.	9.8	2002	12 games
8.	9.6	1977	11 games
9.	9.5	1975	11 games
10.	9.4	1991	12 games

PASSING FIRST DOWNS ALLOWED

Fewest

1.	56	1979	11 games
2.	70	1984	12 games
3.	73	1975	11 games
4.	74	1977	11 games
5.	76	1982	11 games
6.	77	1976	11 games
7.	79	1978	12 games
8.	89	1997	11 games
9.	91	2003	12 games
10.	92	1998	13 games

Most

1.	164	2014	13 games
2.	142	2001	13 games
3.	139	2005	12 games
4.	138	2008	13 games
5.	136	2013	13 games
6.	133	1990	12 games
	133	1989	12 games
8.	132	2006	13 games
9.	129	2009	13 games
10.	126	2015	13 games

PASSING FIRST DOWNS ALLOWED PER GAME

Fewest

1.	5.1	1979	11 games
2.	5.8	1984	12 games
3.	6.58	1978	12 games
4.	6.64	1975	11 games
5.	6.7	1977	11 games
6.	6.9	1982	11 games
7.	7.0	1976	11 games
8.	7.1	1998	13 games
9.	7.5	1985	13 games
10.	7.6	2003	12 games

Most

1.	12.6	2014	13 games
2.	11.6	2005	12 games
3.	11.1	1990	12 games
	11.1	1989	12 games
5.	10.9	2001	13 games
6.	10.6	2008	13 games

7.	10.5	2013	13 games
8.	10.42	1991	12 games
9.	10.36	1983	11 games
10.	10.3	1992	12 games

PENALTY FIRST DOWNS ALLOWED

Fewest

1.	8	1992	11 games
2.	10	1997	12 games
3.	12	1986	11 games
4.	14	1982	11 games
	14	1987	11 games
	14	2000	11 games
7.	15	1984	12 games
8.	16	1978	11 games
	16	1994	12 games
10.	17	1979	13 games
	17	1995	14 games
	17	1993	15 games
	17	1990	16 games

Most

1.	31	2014	13 games
2.	29	2003	13 games
	29	1996	12 games
4.	27	2013	13 games
	27	2008	13 games
6.	26	2005	12 games
7.	25	1998	12 games
	25	1999	13 games
	25	2011	13 games
	25	2004	13 games

INTERCEPTION RETURN YARDS

Most

1.	394	1987	12 games
2.	319	1989	12 games
	319	1996	14 games
4.	289	1999	11 games
5.	273	1988	12 games
6.	270	2001	13 games
7.	253	1990	12 games
8.	252	2004	11 games
9.	249	2014	13 games
10.	246	1980	12 games

Most since 2000

1.	270	2001	13 games
2.	252	2004	11 games
3.	249	2014	13 games
4.	245	2009	13 games
5.	231	2015	13 games
6.	198	2006	13 games
	198	2011	13 games
8.	189	2007	13 games
	189	2010	13 games

INTERCEPTIONS

Most

1.	28	1987	12 games
2.	25	1980	12 games
3.	24	1988	12 games
	24	1967	10 games
4.	23	1985	13 games
5.	22	1990	12 games
	22	1976	11 games
7.	21	1979	11 games
	21	1989	12 games
9.	20	2001	13 games
10.	19	1981	12 games
	19	1996	14 games
	19	1977	11 games
	19	1971	11 games
	19	1962	10 games

Most since 2000

1.	20	2001	13 games
2.	18	2006	13 games
	18	2002	12 games
4.	16	2007	13 games
	16	2010	13 games
6.	15	2015	13 games
7.	14	2014	13 games
	14	2009	13 games
	14	2003	12 games
10.	13	2004	11 games
	13	2011	13 games
	13	2013	13 games

Fewest

1.	4	1997	11 games
2.	5	1993	11 games
3.	7	2000	12 games
4.	9	2005	12 games
	9	2008	13 games
	9	1992	12 games
	9	1994	12 games
8.	12	2012	13 games
9.	13	2011	13 games
	13	2013	13 games
	13	2004	11 games
	13	1991	12 games
	13	1998	13 games
	13	1978	12 games

SACKS

Most

1.	42	1986	12 games
2.	40	2015	13 games
3.	36	1990	12 games
4.	35	1987	12 games
	35	1988	12 games
	35	1999	11 games



	35	1998	13 games
	35	1992	12 games
9.	34	1989	12 games
	34	2004	11 games
	34	2012	13 games

Most since 2000

1.	40	2015	13 games
2.	34	2004	11 games
	34	2012	13 games
4.	32	2007	13 games
5.	29	2000	12 games
6.	27	2014	13 games
7.	25	2001	13 games
	25	2009	13 games
	25	2003	12 games
10.	24	2006	13 games
	24	2010	13 games
	24	2011	13 games
	24	2013	13 games

SACKS YARDS

Most

1.	330	1986	12 games
2.	279	1988	12 games
3.	253	1987	12 games
4.	245	1999	11 games
	245	2004	11 games
6.	244	1996	14 games
7.	242	1990	12 games
8.	239	2015	13 games
9.	229	1998	13 games
10.	228	2007	13 games

Most since 2000

1.	245	2004	11 games
2.	239	2015	13 games
3.	228	2007	13 games
4.	200	2000	12 games
5.	183	2012	13 games
6.	182	2010	13 games
7.	179	2001	13 games
8.	177	2008	13 games
9.	175	2006	13 games
10.	173	2013	13 games
	171	2009	13 games
	171	2011	13 games

OPPONENT RUSHING YARDS ALLOWED

Fewest

1.	1,014	1986	12 games
2.	1,128	1999	11 games
3.	1,130	2012	13 games
4.	1,171	2007	13 games
5.	1,186	1998	13 games
6.	1,396	1990	12 games

7.	1,430	1983	11 games
8.	1,432	2009	13 games
9.	1,456	2011	13 games
10.	1,457	1994	12 games

Most

1.	2,667	2001	13 games
2.	2,505	1993	11 games
3.	2,133	2002	12 games
4.	2,079	2013	13 games
5.	2,010	1975	11 games
6.	1,942	1984	12 games
7.	1,921	1980	12 games
8.	1,870	2015	13 games
9.	1,861	1982	11 games
10.	1,856	1978	12 games

OPPONENT RUSHING ATTEMPTS

Fewest

1.	389	1999	11 games
2.	405	2011	13 games
3.	408	2006	13 games
4.	412	2012	13 games
5.	422	2009	13 games
6.	429	2007	13 games
7.	432	1983	11 games
8.	437	1986	12 games
9.	440	2004	11 games
10.	444	1998	13 games

Most

1.	808	2005	12 games
2.	671	1995	11 games
3.	599	1980	12 games
4.	581	1978	12 games
5.	563	1979	11 games
6.	561	1977	11 games
7.	560	1984	12 games
8.	538	2013	13 games
9.	536	1991	12 games
	536	1976	11 games
	536	1975	11 games

OPPONENT AVERAGE YARDS/RUSH

Fewest

1.	2.12	1967	10 games
2.	2.19	2005	12 games
3.	2.32	1986	12 games
4.	2.60	1995	11 games
5.	2.66	1969	10 games
6.	2.67	1998	13 games
7.	2.73	2007	13 games
8.	2.74	2012	13 games
9.	2.75	1966	10 games
10.	2.89	1999	11 games
11.	2.90	1968	10 games

12.	3.03	1979	11 games
13.	3.05	1985	13 games
14.	3.11	1994	12 games
15.	3.12	1990	13 games

Most

1.	5.25	1993	11 games
2.	5.04	2001	13 games
3.	4.12	2002	12 games
4.	4.04	2006	13 games
5.	3.9	2010	13 games
6.	3.86	2013	13 games
7.	3.85	1997	11 games
8.	3.83	2008	13 games
9.	3.75	1975	11 games
10.	3.73	2004	11 games

OPPONENT RUSHING YARDS/GAME

Fewest

1.	84.5	1986	12 games
2.	86.9	2012	13 games
3.	90.1	2007	13 games
4.	91.2	1998	13 games
5.	102.5	1999	11 games
6.	110.2	2009	13 games
7.	112.0	2011	13 games
8.	116.3	1990	12 games
9.	118.5	1985	13 games
10.	121.4	1994	12 games

Most

1.	227.7	1993	11 games
2.	205.2	2001	13 games
3.	182.7	1975	11 games
4.	177.8	2002	12 games
5.	169.2	1982	11 games
6.	164.4	1997	11 games
7.	161.8	1984	12 games
8.	160.8	1977	11 games
9.	160.1	1980	12 games
10.	159.9	2013	13 games

OPPONENT RUSH TOUCHDOWNS ALLOWED

Fewest

1.	5	2012	13 games
2.	6	1985	13 games
3.	8	1977	11 games
4.	9	1999	11 games
	9	1978	12 games
	9	1984	12 games
7.	10	2006	13 games
	10	1979	11 games
9.	11	1986	12 games
	11	1996	14 games
	11	1987	12 games
	11	2013	13 games

Most

1.	29	2002	12 games
2.	25	2001	13 games
3.	22	2015	13 games
4.	21	1992	12 games
	21	1989	12 games
	21	1993	11 games
7.	20	2000	12 games
8.	19	2014	13 games
	19	2004	11 games
10.	18	1983	11 games
	18	2008	13 games
	18	2005	12 games

PASSING YARDS ALLOWED

Fewest

1.	1,349	1979	11 games
2.	1,638	1975	11 games
3.	1,734	1982	11 games
4.	1,846	1976	11 games
5.	1,901	1977	11 games
6.	1,914	1984	12 games
7.	1,941	1978	12 games
8.	2,114	2003	12 games
9.	2,130	1997	11 games
10.	2,195	1980	12 games

Most

1.	3,506	2014	13 games
2.	3,456	2001	13 games
3.	3,295	1991	12 games
4.	3,275	1990	12 games
5.	3,232	2005	12 games
6.	3,203	1989	12 games
7.	3,146	1994	12 games
8.	2,846	2013	13 games
9.	2,846	2009	13 games
10.	2,803	2008	13 games

PASSING YARDS ALLOWED PER GAME

Fewest

1.	122.6	1979	11 games
2.	148.9	1975	11 games
3.	157.6	1982	11 games
4.	159.5	1984	12 games
5.	161.8	1978	12 games
6.	167.8	1976	11 games
7.	172.8	1977	11 games
8.	173.3	1985	13 games
9.	176.2	2003	12 games
10.	179.2	2012	13 games

Most

1.	274.6	1991	12 games
2.	272.9	1990	12 games



3.	269.7	2014	13 games
4.	269.3	2005	12 games
5.	266.9	1989	12 games
6.	265.8	2001	13 games
7.	262.2	1994	12 games
8.	248	1993	11 games
9.	245.7	1983	11 games
10.	231.1	1992	12 games

OPPONENT PASSING ATTEMPTS

Fewest Since 1975

1.	215	1975	11 games
2.	272	1997	11 games
3.	280	1976	11 games
4.	293	1979	11 games
5.	295	1982	11 games
6.	314	1984	12 games
7.	320	2003	12 games
8.	325	1978	12 games
9.	327	1977	11 games
10.	330	2000	12 games

Fewest Pre-1975

1.	107	1958	10 games
2.	124	1959	10 games
3.	126	1961	10 games
4.	132	1960	10 games
5.	140	1962	10 games
6.	158	1963	10 games
7.	181	1964	10 games
8.	207	1965	10 games
9.	262	1968	10 games
10.	268	1970	11 games

Most

1.	549	2014	13 games
2.	499	1990	12 games
3.	490	2013	13 games
4.	468	2001	13 games
5.	449	2009	13 games
6.	448	2007	13 games
7.	445	2006	13 games
8.	433	1992	12 games
9.	432	2011	13 games
10.	424	1996	14 games

PASSING YARDS ALLOWED PER ATTEMPT

Fewest

1.	4.60	1979	11 games
2.	5.46	1980	12 games
3.	5.50	1985	13 games
4.	5.808	2013	13 games
5.	5.813	1977	11 games
6.	5.88	1982	11 games
7.	5.97	1978	12 games
8.	5.99	2006	13 games

9.	6.05	2011	13 games
10.	6.08	1988	12 games

Most

1.	8.43	1994	12 games
2.	8.28	1991	12 games
3.	8.11	2000	12 games
4.	8.05	1989	12 games
5.	8.05	1993	11 games
6.	7.86	2005	12 games
7.	7.83	1997	11 games
8.	7.62	1975	11 games
9.	7.38	2001	13 games
10.	7.00	1983	11 games

OPPONENT COMPLETIONS ALLOWED

Fewest

1.	99	1975	11 games
2.	122	1976	11 games
3.	125	1979	11 games
4.	138	1997	11 games
5.	139	1982	11 games
6.	141	1984	12 games
7.	144	1977	11 games
8.	147	1978	12 games
9.	166	1988	12 games
10.	168	2003	12 games

Most

1.	318	2014	13 games
2.	279	2013	13 games
3.	263	1990	12 games
4.	262	2009	13 games
5.	259	2005	12 games
6.	257	2007	13 games
7.	252	2001	13 games
8.	250	2008	13 games
	250	2011	13 games
10.	245	2006	13 games

COMPLETION PERCENTAGE ALLOWED

Lowest Since 1975

1.	42.66%	1979	11 games
2.	43.57%	1976	11 games
3.	44.04%	1977	11 games
4.	44.50%	1988	12 games
5.	44.90%	1984	12 games
6.	45.23%	1978	12 games
7.	46.05%	1975	11 games
8.	47.12%	1982	11 games
9.	47.18%	1998	13 games
10.	48.29%	1985	13 games

Highest

1.	63.02%	2005	12 games
2.	61.12%	2008	13 games

3.	58.70%	1995	11 games
4.	58.35%	2009	13 games
5.	58.18%	2000	12 games
6.	57.92%	2014	13 games
7.	57.87%	2011	13 games
8.	57.77%	1983	11 games
9.	57.37%	2007	13 games
10.	56.94%	2013	13 games

PASSING TOUCHDOWNS ALLOWED

Fewest

1.	6	1979	11 games
2.	7	1984	12 games
3.	8	1985	13 games
4.	8	1982	11 games
5.	9	1976	11 games
6.	9	2002	12 games
7.	9	1975	11 games
8.	9	1978	12 games
9.	10	1980	12 games
10.	10	1977	11 games

Most

1.	26	1993	11 games
2.	25	2005	12 games
3.	25	2014	13 games
4.	24	1994	12 games
5.	24	1991	12 games
6.	23	2001	13 games
7.	20	2010	13 games
8.	19	2013	13 games
9.	19	1987	12 games
10.	18	2009	13 games
11.	18	1989	12 games

PASS EFFICIENCY

Lowest

1.	73.33	1979	11 games
2.	88.91	1980	12 games
3.	91.83	1982	11 games
4.	92.26	1985	13 games
5.	92.30	1977	11 games
6.	94.19	1988	12 games
7.	95.45	1978	12 games
8.	99.64	1996	14 games
9.	101.13	2006	13 games
10.	101.27	1976	11 games

Highest

1.	160.01	1986	12 games
2.	153.68	2000	12 games
3.	150.34	1997	11 games
4.	146.83	2005	12 games
5.	143.33	1994	12 games
6.	136.63	1993	11 games
7.	131.94	1991	12 games

8.	128.19	2008	13 games
9.	126.82	1989	12 games
10.	124.14	2004	11 games

OPPONENT TOTAL OFFENSIVE PLAYS

Fewest

1.	696	1975	11 games
2.	729	1999	11 games
3.	742	1997	11 games
4.	787	1986	12 games
5.	790	2012	13 games
6.	792	2000	12 games
7.	805	2004	11 games
8.	814	1982	11 games
9.	816	1976	11 games
10.	816	1993	11 games

Most

1.	1,219	2005	12 games
2.	1,032	2014	13 games
3.	1,028	2013	13 games
4.	1,010	1995	11 games
5.	1,001	1980	12 games
6.	997	2001	13 games
7.	947	1990	12 games
8.	939	1996	14 games
9.	934	1991	12 games
10.	922	1989	12 games

TOTAL OFFENSIVE YARDS ALLOWED

Fewest

1.	3,055	1979	11 games
2.	3,282	1986	12 games
3.	3,386	1999	11 games
4.	3,459	2012	13 games
5.	3,537	1976	11 games
6.	3,561	1998	13 games
7.	3,595	1982	11 games
8.	3,648	1975	11 games
9.	3,670	1977	11 games
10.	3,687	2003	12 games

Most

1.	6,123	2001	13 games
2.	5,233	1993	11 games
3.	5,090	2014	13 games
4.	5,049	1991	12 games
5.	5,005	2005	12 games
6.	4,925	2013	13 games
7.	4,855	1989	12 games
8.	4,671	1990	12 games
9.	4,616	2002	12 games
10.	4,615	2008	13 games



TOTAL OFFENSIVE YARDS ALLOWED/GAME

Fewest

1.	266.1	2012	13 games
2.	273.5	1986	12 games
3.	273.9	1998	13 games
4.	277.7	1979	11 games
5.	291.8	1985	13 games
6.	300.5	2007	13 games
7.	307.3	2003	12 games
8.	307.8	1999	11 games
9.	312.9	2011	13 games
10.	316.3	1996	14 games

Most

1.	475.7	1993	11 games
2.	471.0	2001	13 games
3.	420.8	1991	12 games
4.	417.1	2005	12 games
5.	404.6	1989	12 games
6.	391.5	2014	13 games
7.	389.3	1990	12 games
8.	384.7	2002	12 games
9.	383.6	1994	12 games
10.	378.8	2013	13 games

AVERAGE YARDS PER ATTEMPT

Fewest

1.	3.56	1979	11 games
2.	4.10	1980	12 games
3.	4.1377	1985	13 games
4.	4.1383	1978	12 games
5.	4.16	1977	11 games
6.	4.19	1986	12 games
7.	4.25	1998	13 games
8.	4.306	1976	11 games
9.	4.309	1988	12 games
10.	4.36	2012	13 games

Most

1.	8.1	1975	11 games
2.	6.4	1993	11 games
3.	6.2	2001	13 games
4.	5.5	2005	12 games
	5.5	1994	12 games
6.	5.4	1991	12 games
7.	5.3	2000	12 games
8.	5.2	2008	13 games
9.	5.2	1997	11 games
10.	5.2	1989	12 games
	5.2	2004	11 games

TURNOVERS FORCED

Most

1.	55	1977	11 games
2.	49	1987	12 games
3.	47	1980	12 games

4.	42	1976	11 games
5.	41	1978	12 games
6.	40	1985	13 games
7.	39	1979	11 games
8.	36	1996	14 games
9.	34	1988	12 games
	34	1981	12 games

Fewest

1.	11	1997	11 games
2.	18	1993	11 games
3.	19	1992	12 games
	19	1998	13 games
5.	20	2000	12 games
	20	2004	11 games
7.	21	2007	13 games
	21	1986	12 games
9.	22	2005	12 games
	22	1994	12 games
	22	2015	13 games
	22	2012	13 games

FUMBLES RECOVERED

Most

1.	36	1977	11 games
2.	28	1978	12 games
3.	23	1980	12 games
4.	22	1987	12 games
5.	21	2008	13 games
6.	19	1976	11 games
7.	18	1985	13 games
	18	1979	11 games
9.	17	1996	14 games
	17	1975	11 games

SPECIAL TEAMS

PUNTS

Most

1.	86	1969	10 games
2.	85	2013	13 games
3.	81	2003	12 games
4.	80	1968	10 games
5.	79	1978	12 games
6.	76	1970	11 games
7.	72	1987	12 games
	72	1998	13 games
9.	70	1967	10 games
10.	69	1997	11 games
	69	2014	13 games

Fewest

1.	24	1983	11 games
2.	40	1982	11 games
3.	41	2008	13 games
4.	42	2009	13 games

5.	44	1996	14 games
6.	45	1989	12 games
7.	46	1990	12 games
8.	47	1995	11 games
	47	2011	13 games
10.	49	1988	12 games
	49	1975	11 games

PUNTS PER GAME

Most

1.	8.6	1969	10 games
2.	8.0	1968	10 games
3.	7.0	1967	10 games
4.	6.91	1970	11 games
5.	6.75	2003	12 games
6.	6.58	1978	12 games
7.	6.54	2013	13 games
8.	6.27	1997	11 games
9.	6.00	1987	12 games
10.	5.91	1976	11 games

Fewest

1.	2.18	1983	11 games
2.	3.14	1996	14 games
3.	3.15	2008	13 games
4.	3.23	2009	13 games
5.	3.62	2011	13 games
6.	3.64	1982	11 games
7.	3.75	1989	12 games
8.	3.83	1990	12 games
9.	4.00	2006	13 games
10.	4.08	2010	13 games

PUNT YARDS

Most

1.	3,589	1968	10 games
2.	3,437	2003	12 games
3.	3,376	2013	13 games
4.	3,345	1969	10 games
5.	3,106	2014	13 games
6.	3,083	1987	12 games
7.	3,041	1978	12 games
8.	3,009	1967	10 games
9.	2,898	2000	12 games
10.	2,883	1970	11 games

Fewest

1.	1,215	1983	11 games
2.	1,654	1975	11 games
3.	1,712	2008	13 games
4.	1,725	2006	13 games
5.	1,733	2009	13 games
6.	1,825	1982	11 games
7.	1,867	1980	12 games
8.	1,875	1989	12 games
9.	1,909	2005	12 games
10.	1,920	1996	14 games

PUNT YARDS PER GAME

Most

1.	286.4	2003	12 games
2.	259.7	2013	13 games
3.	256.9	1987	12 games
4.	256.5	2004	11 games
5.	253.4	1978	12 games
6.	248.1	1997	11 games
7.	241.5	2000	12 games
8.	238.9	2014	13 games
9.	236.5	1979	11 games
10.	226.4	1976	11 games

Fewest

1.	110.5	1983	11 games
2.	131.7	2008	13 games
3.	132.7	2006	13 games
4.	133.3	2009	13 games
5.	137.1	1996	14 games
6.	150.4	1975	11 games
7.	152.7	2011	13 games
8.	155.6	1980	12 games
9.	156.3	1989	12 games
10.	159.1	2005	12 games

AVERAGE YARDS PER PUNT

Most

1.	49.94	1993	11 games
2.	47.30	2002	12 games
3.	46.64	2012	13 games
4.	45.81	1982	11 games
5.	44.86	1968	10 games
6.	44.66	2014	13 games
7.	44.61	2004	11 games
8.	44.31	1988	12 games
9.	43.74	1959	10 games
10.	43.61	2000	12 games

Fewest

1.	33.99	1977	11 games
2.	35.98	1990	12 games
3.	36.01	1980	12 games
4.	36.43	2005	12 games
5.	36.63	2001	13 games
6.	37.17	1992	12 games
7.	37.23	2009	13 games
8.	37.87	2006	13 games
9.	38.10	2010	13 games
10.	38.15	1998	13 games

PUNT RETURNS

Most

1.	60	1985	13 games
2.	55	1979	11 games
3.	52	1984	12 games
4.	51	1968	10 games



5.	50	1986	12 games
6.	49	1978	12 games
7.	44	1967	10 games
	44	1969	10 games
9.	43	1981	12 games
10.	40	1992	12 games
	40	1990	12 games

Fewest

1.	19	1982	11 games
2.	20	2004	11 games
3.	21	2008	13 games
4.	23	1993	11 games
5.	24	1996	14 games
6.	25	2010	13 games
	25	2011	13 games
	25	2015	13 games
	25	2002	12 games
10.	26	2007	13 games
	26	1995	11 games
	26	1983	11 games

PUNT RETURN YARDS

Most

1.	630	1969	10 games
2.	517	1967	10 games
3.	489	1984	12 games
4.	484	1968	10 games
5.	482	1985	13 games
6.	452	1995	11 games
7.	420	1971	11 games
8.	418	1979	11 games
9.	414	1986	12 games
10.	410	1996	14 games

Fewest

1.	120	2008	13 games
2.	136	1977	11 games
3.	142	1975	11 games
4.	152	1983	11 games
5.	157	2007	13 games
	162	1962	10 games
6.	166	2004	11 games
7.	174	2009	13 games
8.	176	1993	11 games
9.	181	1999	11 games
10.	189	2005	12 games

PUNT RETURN YARDS PER GAME

Most

1.	41.1	1995	11 games
2.	40.8	1984	12 games
3.	38.0	1979	11 games
4.	37.1	1985	13 games
5.	34.5	1986	12 games
6.	33.6	1978	12 games
7.	31.1	1981	12 games

8.	30.7	2006	13 games
9.	29.3	1996	14 games
10.	28.1	1992	12 games

Fewest

1.	9.2	2008	13 games
2.	12.1	2007	13 games
3.	12.4	1977	11 games
4.	12.9	1975	11 games
5.	13.4	2009	13 games
6.	13.8	1983	11 games
7.	15.1	2004	11 games
8.	15.8	2005	12 games
9.	16.0	1993	11 games
10.	16.1	1994	12 games

KICKOFF RETURNS

Most

1.	55	1993	11 games
2.	53	2008	13 games
3.	50	2001	13 games
	50	1988	12 games
5.	49	1991	12 games
	49	2014	13 games
7.	47	1989	12 games
	47	2011	13 games
	47	2007	13 games
10.	44	1997	11 games
	44	2013	13 games
	44	2010	13 games

Fewest

1.	15	1982	11 games
2.	17	1999	11 games
3.	18	1981	12 games
	18	1985	13 games
5.	20	1983	11 games
6.	22	1979	11 games
7.	24	1977	11 games
8.	25	1995	11 games
9.	26	2012	13 games
	26	1978	12 games

KICKOFF RETURN YARDS

Most

1.	1,312	1993	11 games
2.	1,304	2008	13 games
3.	1,279	1979	11 games
4.	1,106	1988	12 games
5.	1,094	2001	13 games
	1,094	2007	13 games
7.	1,088	2013	13 games
8.	1,071	2011	13 games
9.	1,068	1989	12 games
10.	984	2010	13 games

Fewest

1.	247	1981	12 games
----	-----	------	----------

2.	266	1982	11 games
3.	382	1999	11 games
4.	391	1985	13 games
5.	402	1983	11 games
6.	472	1995	11 games
7.	481	1978	12 games
8.	492	1977	11 games
9.	550	1984	12 games
10.	571	2006	13 games

KICKOFF RETURN YARD AVERAGE

Highest

1.	58.1	1979	11 games
2.	26.8	1996	14 games
3.	24.7	2013	13 games
4.	24.6	2008	13 games
5.	24.37	1969	10 games
6.	24.3	1998	13 games
7.	24.2	2012	13 games
8.	24.06	1960	10 games
9.	23.39	1961	10 games
10.	23.11	1964	10 games

Lowest

1.	13.7	1981	12 games
2.	16.2	1991	12 games
3.	17.2	2005	12 games
4.	17.7	1982	11 games
5.	18.5	1978	12 games
6.	18.8	1990	12 games
7.	18.9	1995	11 games
8.	19.1	1987	12 games
9.	19.3	1994	12 games
10.	19.4	1992	12 games

KICKOFF RETURN YARDS PER GAME

Most

1.	119.3	1993	11 games
2.	116.3	1979	11 games
3.	100.3	2008	13 games
4.	92.2	1988	12 games
5.	89.0	1989	12 games
6.	84.2	2007	13 games
	84.2	2001	13 games
8.	83.7	2013	13 games
9.	82.4	2011	13 games
10.	77.8	1997	11 games

Fewest

1.	20.6	1981	12 games
2.	24.2	1982	11 games
3.	30.1	1985	13 games
4.	34.7	1999	11 games
5.	36.5	1983	11 games
6.	40.1	1978	12 games
7.	42.9	1995	11 games
8.	43.9	2006	13 games
9.	44.7	1977	11 games
10.	45.8	1984	12 games



TEAM GAME

Season records may not include seasons prior to 1975. The amount and availability of archived statistics is less and less in the earlier seasons.

Bowl statistics were counted as part of season statistics starting in the 2002 season.

OFFENSE

POINTS SCORED

Most

1.	83	UTEP	1980
2.	70	Wagner	2015
	70	Tulsa	2001
	70	Utah	1989
	70	Utah State	1980
6.	68	UTEP	1977
7.	67	San Jose State	1967
8.	66	New Mexico	1983
9.	65	New Mexico	1988
	65	UTEP	1981
	65	Utah State	1977

Fewest

1.	0	UTEP	1978
	0	Arizona State	1975
	0	Utah	2003
	0	Michigan	2015
5.	3	UNLV	2002
	3	Fresno State	2000
	3	Kansas State	1976
	3	UTEP	1997
	3	San Diego State	1986
	3	Boston College	2005
	3	TCU	2010
	3	Oregon State	1972

TOTAL OFFENSIVE PLAYS

Most

1.	115	Houston	2013
2.	105	Hawaii	2001
3.	102	Nevada	2014
4.	101	Utah State	1976
	101	UCLA	1995
6.	100	Utah State	2002
	100	Utah	1967
7.	99	Texas	2013
9.	97	Boise State	1977
	97	Washington	2013
11.	96	Houston	2014

96	UNLV	2004
96	Hawaii	2002

Fewest

1.	21	Bowling Green	1975
2.	30	Wyoming	2006
3.	45	Rice	1997
4.	46	Utah	2003
	46	Nebraska	2015
6.	50	Michigan	2015
	50	Air Force	1989
8.	51	Southern Miss	1975
	51	Florida State	1991
10.	52	UTEP	1997
	52	UTEP	1984

TOTAL OFFENSIVE YARDS

Most

1.	777	New Mexico	1983
2.	767	San Diego State	1991
3.	750	Utah	1989
4.	741	Wagner	2015
5.	736	UTEP	1980
6.	734	Tulane	2001
7.	732	Utah State	1990
8.	715	Air Force	1983
9.	713	Southern Miss	1976
10.	710	Utah State	1980
	707	Weber State	1979

Fewest

1.	105	Michigan	2015
2.	108	Wyoming	1976
3.	147	TCU	2010
4.	156	Utah	2003
5.	158	Penn State	1991
6.	167	San Diego State	1986
7.	177	Colorado State	2000
8.	180	San Diego State	1978
9.	188	New Mexico	2002
10.	191	Florida State	2010

AVERAGE YARDS PER ATTEMPT

Most

1.	15.43	Bowling Green	1975
2.	15.13	Wyoming	2006
3.	11.11	Nebraska	2015
4.	10.71	Utah	1989
5.	10.70	Wagner	2015
6.	10.34	San Diego State	1990
7.	10.22	New Mexico	1983
8.	9.64	Colorado State	2001
9.	9.49	Utah State	1993
10.	9.47	Utah State	1980

Fewest

1.	1.57	Wyoming	1976
----	------	---------	------

2.	2.10	Michigan	2015
3.	2.47	San Diego State	1978
4.	2.50	San Jose State	2015
5.	2.58	TCU	2010
6.	2.69	San Diego State	1986
7.	2.70	Wyoming	1988
8.	2.73	Florida State	2010
9.	2.74	UNLV	2007
10.	2.82	San Diego State	1976

TURNOVERS

1.	9	Utah	1968
2.	8	Utah	1988
	8	UNLV	1981
	8	Arizona State	1977
5.	7	Hawaii	2001
	7	UTEP	1987
	7	Utah	2011
	7	Stanford	2004
	7	Wyoming	1988
10.	6	13 others:	
		last Utah	2008

FUMBLES

1.	9	Hawaii	2001
2.	7	Hawaii	1978
	7	Colorado State	1988
	7	New Mexico	1989
5.	6	New Mexico	1981
	6	UTEP	1989
	6	UNLV	2001
	6	Utah	2011
	6	UNLV	2004
	6	Fresno State	1998
	6	UTEP	1978

FUMBLES LOST

1.	6	Hawaii	2001
	6	Utah	2011
	6	New Mexico	1981
4.	5	Arizona State	1977
	5	UTEP	1975
6.	4	10 others:	
		last Middle Tenn.	2013

SACKS GIVEN UP

Most

1.	11	UCLA	1993
2.	10	Washington	1986
	10	Hawaii	1989
4.	9	Wyoming	1988
5.	8	San Diego State	1986
	8	Houston	2013
	8	San Diego State	1988
	8	Washington	1996
	8	Boise State	2004



8 Florida State 2010

1 UCLA 2007

Fewest

FIRST DOWNS

Most

1.	49	Utah	1993
2.	41	Houston	2013
3.	39	Air Force	2005
	39	Air Force	1983
5.	38	San Diego State	1983
	38	Hawaii	2001
	38	Nevada	2014
8.	37	Utah State	1977
	37	San Diego State	1991
	37	Washington	1999

Fewest

1.	7	Wyoming	2006
2.	8	Michigan	2015
	8	UTEP	1997
4.	9	Utah	2003
	9	Penn State	1991
	9	Colorado State	2000
7.	10	San Diego State	1986
	10	TCU	2010
	10	New Mexico	2002
10.	11	USC	2004
	11	Colorado State	2002
	11	Washington	1998
	11	Rice	1997
	11	Southern Miss	1975
	11	Utah	1982

RUSH FIRST DOWNS

Most

1.	27	Utah	1993
	27	Utah	1986
3.	24	Texas	2013
4.	22	San Diego State	2007
5.	20	Air Force	1994
	20	Colorado State	2001
	20	Fresno State	1992
	20	UConn	2015
	20	Hawaii	2012
	20	Air Force	1988

Fewest

1.	0	Oregon	1990
2.	1	USC	2004
	1	Texas A&M	1979
	1	Utah	2002
	1	FSU	2000
	1	Washington	1996
	1	Washington	1986
	1	Syracuse	2000
	1	Utah	2011
	1	Hawaii	1989
	1	Texas A&M	1996

PASSING FIRST DOWNS

Most

1.	30	Colorado State	1981
2.	27	New Mexico	1985
3.	26	Utah State	1990
	26	Wyoming	1979
5.	25	Nevada	2014
	25	Tulsa	2007
	25	Washington State	1989
8.	24	San Diego State	1983
	24	UTEP	1980
	24	San Diego State	1991
	24	Hawaii	2001

Fewest

1.	1	Wyoming	2006
	1	Utah	2003
	1	Utah	1997
	1	Stanford	2003
5.	2	Michigan	2015
	2	San Diego State	1986
	2	Nevada	2013
8.	3	Colorado State	1975
9.	4	Wyoming	1977
	4	Hawaii	1997
	4	Utah	1969
	4	San Diego State	1976
	4	Wyoming	2010
	4	UNLV	2000

MOST PENALTY FIRST DOWNS

1.	8	Mississippi State	2000
2.	7	UTEP	1981
3.	6	Hawaii	2001
	6	Colorado State	1989
	6	Florida State	2000
6.	5	13 other games	

RUSHING

RUSHING YARDS

Most

1.	550	Texas	2013
2.	460	Fresno State	1958
3.	454	Utah	1986
4.	437	Tulsa	2001
5.	421	Idaho State	2013
6.	410	Colorado State	2001
7.	398	Wyoming	1975
8.	396	Hawaii	2012
9.	394	Nevada	2013
10.	393	Wyoming	1971

1.	-96	New Mexico	1970
2.	-86	Pittsburgh	1987
3.	-55	Hawaii	1989
4.	-47	Oregon	1990
5.	-45	Washington	1986
6.	-35	Air Force	1985
7.	-29	Air Force	1995
8.	-21	Air Force	2002
9.	-16	San Diego State	1995
10.	-5	San Diego State	1978
	-5	Stan	2003
12.	-2	Utah	2002
	-2	FSU	2000
13.	0	UTEP	1997
	0	Penn State	1991

RUSHING ATTEMPTS

Most

1.	77	Utah	1986
2.	74	Wyoming	1975
3.	73	Colorado State	1959
4.	72	Texas	2013
5.	71	Houston	2013
6.	67	Utah State	1970
7.	65	Utah	1975
8.	63	Utah	1996
	63	UCLA	1995
	63	Wyoming	1971
	63	Arizona	1959
	63	Utah	1958

Fewest

1.	15	Mizzou	2015
2.	16	Boston College	2005
	16	Notre Dame	1992
	16	Colorado State	2000
5.	17	Utah	1995
6.	18	Air Force	2002
	18	UGA	1982
8.	19	Oregon	1990
	19	FSU	1991
	19	San Diego State	2005
	19	Utah	1982
	19	FSU	2009

RUSHING YARDS PER ATTEMPT

Most

1.	11.35	UTEP	1984
2.	11.0	GWU	1962
3.	9.15	ISU	2013
4.	9.11	Colorado State	2001
5.	8.92	Tulane	2001
6.	8.76	Nevada	2013
7.	8.02	Utah	1989
8.	7.86	Wagner	2015



9. 7.8	Fresno State	1958
10. 7.64	Texas	2013
Fewest		
1. -2.97	Pitt	1987
2. -2.47	Oregon	1990
3. -2.20	Hawaii	1989
4. -1.88	Washington	1986
5. -1.67	Air Force	1985
6. -1.21	Air Force	1995
7. -1.17	Air Force	2002
8. -0.62	San Diego State	1995
9. -0.20	Stan	2003
10. -0.12	San Diego State	1978
11. -0.09	Utah	2002
12. -0.08	FSU	2000
13. 0.00	UTEP	1997
0.00	Penn State	1991
0.00	UNLV	2007
16. 0.08	Washington	1997

RUSHING TOUCHDOWNS

1. 7	Colorado State	2001
7	Tulane	2001
3. 6	Wagner	2015
6	Utah	1989
6	San Diego State	1990
6	UNLV	2009
6	Utah State	1987
6	San Diego State	1982
9. 5	17 times:	
	last time vs. Texas	2014

PASSING

PASSING YARDS

Most		
1. 619	Utah State	1993
2. 599	San Diego State	1991
3. 598	Utah State	1990
4. 585	New Mexico	1985
5. 583	Utah	1977
6. 575	New Mexico	1990
7. 566	Texas Western	1966
8. 565	Utah	1981
9. 545	Utah State	1980
10. 542	UTEP	1980
542	Colorado State	1980
12. 538	Colorado State	1981
13. 537	Tulsa	2007
537	Washington State	1989
15. 536	A&M	1996
16. 517	TCU	2005
17. 515	Southern Miss	1976
515	Hawaii	2001

19. 514	San Diego State	1990
20. 509	Utah State	1976
21. 508	Boston College	1985
22. 507	New Mexico	1983
23. 501	Washington	1999

Fewest

1. 41	Utah	2003
2. 55	Michigan	2015
3. 61	Boise State	2012
4. 67	Utah	1969
5. 70	Utah	1997
70	Utah	1996
7. 73	San Diego State	1986
8. 80	San Diego State	1976
80	Colorado State	1975
10. 81	Wyoming	
2010		

PASSING ATTEMPTS

Most

1. 68	UNLV	2004
2. 65	Colorado State	1981
65	Hawaii	2001
4. 63	Nevada	2014
5. 61	New Mexico	1985
6. 60	BC	2006
60	Hawaii	1980
60	Boston College	2005
60	TCU	1987
10. 59	Washington	1999
59	UTEP	1988
59	Boise State	2003

Fewest

1. 12	Utah	1996
2. 14	Utah	2003
3. 15	Utah	1986
15	Rice	1996
5. 16	Utah	1969
16	Utah	1997
7. 17	USM	1975
8. 17	San Diego State	1998
17	Air Force	1988
10. 18	Wyoming	2010
18	Nevada	2013
18	Colorado State	2005

PASSING YARDS/ATTEMPT

Most

1. 15.22	Wagner	2015
2. 14.60	Rice	1996
3. 14.59	Utah State	1979
4. 14.52	Utah	1989
5. 14.50	UTEP	1989
6. 14.18	Wyoming	2009
7. 14.07	Utah State	1993

8. 13.9	North Texas St.	1961
9. 13.70	New Mexico	1983
10. 13.63	Utah State	1980
13.53	San Diego State	1990

Fewest

1. 1.964	Michigan	2015
2. 2.920	San Diego State	1986
3. 2.927	Colorado State	2000
4. 2.929	Utah	2003
5. 2.938	New Mexico	2002
6. 3.033	TCU	2010
7. 3.200	San Diego State	1976
8. 3.211	Boise State	2012
9. 3.286	FSU	2010
10. 3.333	Colorado State	1975

COMPLETIONS

Most

1. 44	Colorado State	1985
2. 44	Colorado State	1981
3. 42	New Mexico	1985
4. 41	Boston college	2005
5. 40	North Texas State	1980
6. 40	Hawaii	2001
7. 39	Air Force	1983
8. 39	Washington	1999
9. 39	Nevada	2014
10. 38	Utah State	1977
38	Miami	1990
38	Boston College	2006

Fewest

1. 4	Utah	2003
2. 5	Utah	1969
3. 7	Utah	1996
7	Arizona State	1998
5. 8	Boise State	2012
8	San Diego State	1986
8	Penn State	1991
8	Utah	1968
9. 9	Wyoming	1975
9	Hawaii	1986
9	Rice	1997
9	Texas	2013

COMPLETION PERCENTAGE

Highest

1. 91.2%	FSU	1995
2. 90.9%	Wyoming	2009
3. 86.2%	Utah	1983
4. 85.2%	Wagner	2015
5. 83.8%	New Mexico	1983
6. 83.3%	San Diego St.	2008
7. 82.9%	UNI	2008
8. 81.8%	TU	2001
9. 81.5%	New Mexico	1977



10.81.0%	UVA	2000
Lowest		
1. 22.9%	Utah	1968
2. 27.0%	OSU	1986
3. 28.6%	Utah	2003
4. 30.8%	Penn State	1991
5. 31.3%	Utah	1969
6. 32.0%	San Diego St.	1986
7. 32.5%	UVa	2013
8. 33.3%	ASU	1998
33.3%	Texas	2013
10. 34.4%	New Mexico	2002

INTERCEPTIONS THROWN

1. 6	UGA	1982
6	Wyoming	1977
6	Utah	1968
6	Arizona	1971
6	New Mexico	1970
4. 5	Utah State	1990
5	Utah	1993
5	Oregon	1990
5	Utah	1988
5	Mia	1988
5	Utah	2008
5	Colorado State	1965
5	North Texas State	1970
5	Wyoming	1966

PASSING TDS

1. 7	Utah State	1980
7	UTEP	1980
7	Colorado State	1977
7	UCLA	2008
7	Colorado State	1981
7	Utah State	1977
7. 6	San Diego State	1991
6	New Mexico	1983
6	A&M	1996
6	BGU	1983
6	New Mexico	1979
6	Utah	1983
6	NMSU	2012
6	BU	1984

PASS EFFICIENCY

Highest		
1. 295.81	New Mexico	1986
2. 270.04	Wyoming	2009
3. 261.94	Wagner	2015
4. 255.31	Rice	1996
5. 246.99	New Mexico	1983
6. 246.77	Utah	1989

7. 245.85	San Diego St.	2006
8. 242.83	Utah	1983
9. 242.64	Colorado State	2010
10. 239.28	Savannah State	2014

Lowest

1. 24.5	San Diego St.	1986
2. 24.6	Utah	2003
3. 35.2	Utah	1968
4. 36.0	Wyoming	1977
5. 37.5	Boise State	2012
6. 46.6	New Mexico	2002
7. 50.9	San Diego S.	1976
8. 51.5	Boise State	2003
9. 58.4	Colorado State	1975
10. 58.8	TCU	2010

DEFENSE

INT RETURN YARDS

Most

1. 228	Arkansas State	1996
2. 176	Colorado State	1987
3. 138	UTEP	1977
4. 125	Colorado State	1999
5. 123	Tulsa	1971
6. 104	UNLV	1981
7. 102	Wyoming	1971
8. 99	San Diego State	2001
9. 98	Western Michigan	1968
10. 97	New Mexico	1989
11. 96	Washington State	1989
12. 91	Texas	1988
13. 88	Fresno State	2015

Most since 2000

1. 99	San Diego State	2001
2. 88	Fresno State	2015
3. 86	Wyoming	2004
4. 80	Utah	2010
80	New Mexico	2002
6. 77	Eastern Wash.	2007
7. 76	Boise State	2015
8. 75	Utah	2004
9. 72	New Mexico State	2011
10. 69	Utah State	2001

INTERCEPTIONS

Most

1. 5	Utah	1991
5	Utah State	1990
5	Colorado State	1990
5	UTEP	1987
5	Utah State	1985
5	Utah	1983
5	Colorado State	1980

5	San Diego State	1979
5	Weber State	1979
5	UTEP	1977

Most since 2000

1. 4	Wyoming	2004
4	Wyoming	2000
4	UNLV	2006
4	Hawaii	2002
5. 3	21 times:	
	last Fresno State	2015

SACKS

Most

1. 9	Colorado State	1987
2. 8	San Diego State	1986
8	Cincinnati	2015
8	UCLA	1983
5. 7	Hawaii	1987
7	New Mexico	1999
7	Utah State	1988
7	Air Force	1999
7	UNLV	1996
10 6	11 times:	
	last Weber State	2012

Most since 2000

1. 8	Cincinnati	2015
2. 6	Weber State	2012
6	Idaho State	2011
6	San Diego State	2003
6	Boise State	2004
6. 5	New Mexico St.	2012
5	UNLV	2010
5	San Diego State	2002
5	Utah State	2008
5	Cal	2001
5	New Mexico	2009
5	Colorado State	2006
5	UNLV	2005

POINTS ALLOWED

Fewest

21 shutouts	
Last: SSU	2014
LAST FBS:	Hawaii 2012

Most

1. 72	Hawaii	2001
2. 68	UCLA	1993
3. 59	Hawaii	1990
4. 58	Colorado State	2003
58	Utah State	1993
6. 57	Utah	1988
7. 56	Hawaii	1989
8. 55	Memphis	2014

55	Boise State	2014
55	Tulsa	2007

FIRST DOWNS ALLOWED

Fewest

1.	5	UNLV	1998
2.	6	Savannah State	2014
	6	Utah State	1986
	6	Wagner	2015
5.	7	Colorado State	2006
	7	Hawaii	1997
	7	Weber State	1979
	7	Oregon State	1978
	7	Kansas State	1976
10.	8	Colorado State	1988
	8	Kansas State	1977
	8	Long Beach State	1981
	8	Rice	1996

Most

1.	46	Utah	1993
2.	35	Virginia	2014
3.	34	Cal	2014
4.	32	UNLV	1981
	32	New Mexico	1994
6.	31	Hawaii	2001
7.	30	San Diego State	1991
	30	Colorado State	1981
	30	UTEP	1977
10.	29	TCU	2006
	29	UNLV	1980
	29	TCU	2008
	29	Colorado State	2001

MOST RUSHING TOUCHDOWNS ALLOWED

1.	7	Air Force	2002
2.	5	Hawaii	1990
	5	Utah	1998
	5	Alabama	2004

RUSHING YARDS ALLOWED

Fewest

1.	-26	Colorado State	1988
2.	-14	New Mexico	1987
3.	-12	UTEP	2010
4.	-10	New Mexico	1999
5.	-5	Hawaii	1986
	-5	Washington State	2012
7.	-1	Oregon State	1986
8.	2	UNLV	2005
9.	8	Utah State	1988
10.	9	Wyoming	2007
	9	UCLA	2008
	9	Houston	2014

Most

1.	504	TCU	1987
2.	454	Hawaii	1993
3.	440	Colorado State	2001
4.	424	Wyoming	1976
5.	409	Air Force	2010
6.	394	Air Force	1995
7.	386	Air Force	2002
8.	384	Rice	1997
9.	354	Utah	2004
10.	350	Wyoming	1981

OPPONENT RUSHING ATTEMPTS

Fewest

1.	12	San Diego State	2010
2.	13	Houston	2014
3.	14	Utah	1986
4.	15	San Diego State	1985
5.	16	Hawaii	2011
	16	San Diego State	2009
	16	Washington State	2012
	16	UCLA	2008
9.	17	UNLV	1982
10.	17	Colorado State	1999

Most

1.	79	Air Force	2002
2.	74	Rice	1997
3.	73	Wyoming	1976
4.	72	UTEP	1984
5.	71	Air Force	1989
	71	Georgia	1982
7.	69	UTEP	1977
8.	68	Arizona State	1977
9.	67	Penn State	1991
10.	66	Southern Miss	1975
	66	Colorado State	1977

PASSING YARDS ALLOWED

Fewest

1.	0	Rice	1996
2.	18	Kansas State	1976
3.	19	Colorado State	1979
4.	21	Air Force	1990
	21	UNLV	1998
6.	25	Air Force	1987
7.	31	Utah State	1986
8.	32	TCU	1987
9.	34	Utah	1969
10.	36	Georgia	1982

Most

1.	568	San Diego State	1991
2.	543	Hawaii	2001
3.	490	Tulsa	2007
4.	489	Oregon	1989



5.	473 UNLV	1981
	473 Wyoming	1991
7.	472 Utah State	1993
8.	467 Notre Dame	2005
9.	462 Utah	1993
10.	456 FSU	1993

OPPONENT PASSING ATTEMPTS

Fewest

1.	3	Rice	1997
2.	5	Rice	1996
3.	6	Air Force	1990
4.	7	Wyoming	1976
	7	Air Force	1987
	7	Kanas State	1976
7.	8	TCU	1987
8.	9	Air Force	2002
	9	UTEP	1976
	9	Arizona	1976

Most

1.	62	San Diego State	1990
2.	60	Cal	2014
	60	Idaho State	2011
4.	58	Virginia	2014
5.	57	UNLV	1981
	57	Utah State	2002
	57	Utah State	1993
	57	Utah State	1992
	57	Idaho State	2013
10.	56	Utah	1992

COMPLETIONS ALLOWED

Fewest

1.	0	Rice	1996
2.	1	Air Force	1990
	2	Rice	1997
	2	Air Force	1987
5.	3	Wyoming	1976
	3	Kansas State	1976
	3	TCU	1987
	3	Arizona	1976
	3	Colorado State	1979
10.	4	9 others: last vs. GT	2012

Most

1.	38	Cal	2014
2.	35	Virginia	2014
3.	34	Wyoming	1992
	34	Idaho State	2011
5.	33	Bowling Green	1983
	33	San Diego State	2007
	33	San Diego State	1990
8.	32	Notre Dame	2005
	32	Florida State	2000
10.	318	teams: Last was Houston in	2014

COMPLETION PERCENTAGE ALLOWED

Lowest

1.	0.00%	Rice	1996
2.	16.7%	Air Force	1990
3.	22.7%	Air Force	2009
4.	25.0%	Utah	1969
	25.0%	UNLV	1998
	25.0%	Colorado State	1979
7.	26.3%	Weber State	1979
8.	26.7%	Oregon State	1978
	26.7%	UNLV	1978
	26.7%	Georgia	1982

Highest

1.	100.0%	UNLV	1999
2.	83.8%	Utah	2008
3.	83.3%	Syracuse	2000
4.	80.0%	Wyoming	2005
5.	79.2%	Washington	1997
6.	78.6%	Florida State	2009
	78.6%	Arizona State	1995
	78.6%	Wyoming	1984
9.	78.0%	Notre Dame	2005
10.	77.4%	Boise State	2014

SPECIAL TEAMS

KICKOFF RETURNS

1.	11	Utah State	1993
2.	10	UCLA	1993
	10	Tulsa	2007
	10	Hawaii	1990
5.	9	Hawaii	1989
	9	Utah	2011
7.	8	Notre Dame	2003
	8	Boise State	2014
	8	Colorado State	2002
	8	Washington	1986
	8	Utah	1988
	8	Utah	2008
	8	West Texas A&M	1961

KICKOFF RETURN YARDS

			#RET
1.	270	Utah State	1993
	11		
2.	259	Tulsa	2007
	10		
3.	226	Utah	2008
	8		
4.	215	UCLA	1993
	10		
5.	207	Air Force	1989
	5		
6.	197	Wyoming	1960
7.	194	Washington	1986
	8		
8.	189	Hawaii	1990
	10		
9.	180	Oregon	1989
	7		
	180	Utah State	1997
	6		



PUNTS

1.	12	Oregon State	1978
	12	UNLV	2006
3.	11	Michigan	2015
	11	Texas	1987
	11	Virginia	2013
6.	10	New Mexico	2007
	10	UCF	2014
	10	San Diego St.	1986
	10	New Mexico	2003
	10	Washington	1998
	10	Pittsburgh	1987
	10	New Mexico	1980
	10	New Mexico	1998
	10	Nevada	2001

FEWEST PUNTS

0 10 games w/o punting since 1975
last time: Wagner 2015

PUNT YARDS

Most

			#punts
1.	475	Michigan	2015 11
2.	462	New Mexico	2007 10
3.	460	Texas	1987 11
4.	456	Utah State	1984 9
5.	452	Stanford	2003 9
6.	450	Colorado State	1979 9
7.	435	UCF	2014 10
8.	433	San Diego St.	1986 10
9.	430	Texas A&M	1979 9
10.	421	Notre Dame	2004 9

PUNT RETURN YARDS

Most

			#RET
1.	172	UTEP	1969
2.	158	UTEP	1978 8
3.	155	Hawaii	1997 6
4.	152	Utah	1971
5.	148	Pacific	1966
6.	144	New Mexico	1969
7.	137	San Jose St.	1967
8.	134	Tulane	2001 7
9.	132	North Texas St.	1970
10.	117	UTEP	1991 7
	117	Arizona State	1965
12.	109	Wyoming	1995 4
	109	San Diego St.	1995 3
14.	108	Wyoming	2006 4
	108	Utah State	1969
16.	107	Middle Tenn.	2013 6

17.	100	Tulsa	1984 5
18.	99	UTEP	1985 5

PUNT RETURNS

1.	9	Arizona	1969
2.	8	Utah	1979
	8	San Diego State	1984
	8	Utah	1992
	8	Wyoming	1978
	8	Weber State	1979
	8	Colorado State	1988
	8	UTEP	1978
	8	New Mexico	1985
	8	Utah	1971
	8	Wyoming	1969
	8	Colorado State	1963
13.	7	Happened 11 times: Last vs. Tulane in 2001	



MEDIA SERVICES



The 2016 BYU Football Almanac has been designed to provide local, regional and national media with useful information about the BYU football program, its history and tradition. Additional information, including video and feature content and bios on all players, is available online at byucougars.com. Should you require additional information, such as photographs, video or additional media guides, please contact the BYU Athletic Communications office at (801) 422-8948. We appreciate your coverage of BYU football and look forward to working with you this season.

CREDENTIAL REQUESTS

All requests for credentials to cover BYU football should be sent from the editor or sports director via official company communication to Brett Pyne in the Athletic Communications office (brett_pyne@byu.edu; BYU Athletic Communications, 30 SFH, Provo, UT 84602; Fax 801-422-0633). Credentials shall be issued only to accredited newsgathering media outlets. Fan-based websites will not be issued media access and credentials but are invited to utilize resources provided online at BYUCougars.com to obtain notes, quotes, statistics and other information about BYU football.

All single-game credential requests should be received no later than one

week prior to the date of the game to ensure consideration. Credentials for working media are restricted in accordance with BYU and NCAA rules and guidelines. Non-working persons, including spouses, dates and children, will not be credentialed and are not allowed in the working media areas during the game as dictated by NCAA guidelines. It is our intention to ensure proper, professional use is made of the space available for credentialed media.

PHOTOGRAPHY

Sideline credentials will be issued only to accredited photographers and television reporters/camera operators on a specific newsgathering assignment. Television organizations shall be restricted to one camera operator and one reporter on the field at all times, except by prior approval from the BYU Athletic Communications office. Freelance and amateur photographers, not on assignment from a credentialed media outlet, are not eligible for credentials.

Credentials must be displayed prominently. All NCAA rules will be enforced regarding media representatives on the sidelines. Photographers are not permitted to shoot between the 25-yard lines. Individuals or organizations violating sideline policies may be required to surrender their credentials

and be removed from the stadium. For additional questions regarding photography guidelines, please contact University photographer Jaren Wilkey at (801) 422-7322.

MEDIA SERVICES

The working media area is located on the third floor of the press box, situated on the west side of LaVell Edwards Stadium. Access to the press loge may be obtained via either the north or south elevators with media credentials.

The BYU Athletic Communications staff will provide working media with game notes, season stats, depth charts, flip cards, programs, game stats, postgame notes and quotes and media guides for both teams.

With four minutes remaining on the game clock, media are invited to take the south elevator to ground level in preparation for the postgame press conference. BYU head coach Bronco Mendenhall and selected players will be available in the interview room following the mandatory 10-minute cooling-off period. The BYU locker room is closed to the media.

The BYU press box is also equipped with wireless internet access. Wireless passwords will be provided with other game materials to media working in the press box.



MEDIA SERVICES

PARKING

LaVell Edwards Stadium is located on the northwest corner of the BYU campus, just off Canyon Road (200 East) and University Parkway (1650 North) in Provo. Media parking is in Lot No. 2, immediately west of the stadium. Parking passes are required and must be obtained in advance.

INTERVIEWS

All interview and information requests regarding all players, coaches and Athletic Department personnel must be arranged in advance through the Athletic Communications office at (801) 422-8948. BYU provides regular media availability each week. Local media members are responsible for

attending after-practice media availability to conduct interviews. Opponent and national media can arrange telephone interviews through the Athletic Communications office. The Athletic Communications office will send an advisory each week detailing the weekly availability opportunities. Any other interview requests must be made at least 24 hours in advance. Interviews with players are not permitted after Wednesday each game week. Player interviews will not be conducted during regular class hours.

Please contact the Athletic Communications office for specific times and other details if requesting access opportunities.

DISCLAIMER

The Brigham Young University Athletic Media Communications department reserves the right to revoke or deny working media credentials and/or access to any individual or organization at any time for any reason. All credentials are the property of Brigham Young University and must be surrendered upon request.

(AREA CODE – 801)

MEDIA RELATIONS

Duff Tittle-Associate AD/Communications.	422-4910
Brett Pyne-Assistant Media Rel. Dir.	422-4912
Kyle Chilton-Assistant Media Rel. Dir.	422-4909
Norma Collett-Assistant Media Rel. Dir.	422-4908
Ralph Zobell-Web/Programs Coord.	422-9769
Jenny Wheeler-Office Manager.	422-8948
Kenny Cox-Assistant/FTB.	422-8999
Kimber Haner-Assistant/FTB.	422-8999
Royce Hinton-Assistant	422-8999

Address: 30 SFH, Provo, Utah 84602

Website: www.byucougars.com

Edwards Stadium Pressbox: 801-422-2609



BRETT PYNE

Football Media Relations Director
801-422-4912
801-367-1631 (c)
brett_pyne@byu.edu



KENNY COX

Asst. Football Media Relations
801-422-8999
435-229-3176 (c)
footballpr@byu.edu



KIMBER HANER

Asst. Football Media Relations
801-422-8999
503-758-9698 (c)
cougarpr@byu.edu





TELEVISION PARTNERS

TELEVISION PARTNERS

On Sept. 1, 2010, Brigham Young University announced a new 8-year deal with ESPN to televise Cougar football on the sports leader's family of networks. BYU is the first program to sign an exclusive deal with ESPN.

ESPN has agreed that any BYU home games it doesn't select may be televised live on BYUtv.

Since 2011, every BYU home football game has been televised to a live national audience on the ESPN family of networks or BYUtv. Additionally, BYU's national fan base is able to view same-day rebroadcasts on BYUtv of every



home game and any away game to which ESPN has rights through

conference agreements with the host team.

"We've long sought broad, nationwide access to our games for our fans and increased visibility among those who may be less familiar with our university and athletic programs," said then BYU President Cecil O. Samuelson. "We've also been looking for ways to take better advantage of our own unique broadcasting resources."

Founded in 2001, BYUtv has grown from a relatively unknown cable channel on a single satellite TV provider to coverage in more than 55 million households on Dish



Network, DirecTV, and over 800 cable systems in the United States. The network's state-of-the-art production building allows it to televise every game in HD, along with its HD truck with the capability of broadcasting while on the road.

ESPN and ESPN2 are both available in almost 99 million homes, while the 24-hour college sports network ESPN2 is distributed to over 73 million homes. ESPN also produces college football games that are broadcast on ABC.

Each year, a minimum of three games will be carried on ESPN, ESPN2, or ABC and one on ESPNU. At least one game each season will be carried live on BYUtv.

Over the past five seasons, BYU has had 39 broadcasts on a major national television channel (ESPN, ESPN2, ABC, NBC, CBS, FOX). In all, BYU has had 44 games on an ESPN broadcast network the five seasons (ESPN, ESPN2, ESPNU, ESPNNews).

ESPN has televised many of the great games in Cougar football history, beginning with the network's first live college football telecast. In that 1984 game, the Cougars defeated No. 3 Pitt at the beginning of BYU's national championship season.

ESPN also carried BYU's defeat of top-ranked Miami in 1990, a contest long rated among the top regular-season college football game on ESPN since that year. BYU's season-opening win over No. 3 Oklahoma was ESPN's ninth-highest rated game of the 2009 regular season.

"BYU is nationally recognized as an outstanding university and for the history and tradition of its premier athletic programs," said Burke Magnus, ESPN senior vice president,

college sports programming. "Once BYU decided to chart an independent course for football, we both recognized it is a good opportunity to build and grow our strong 30-year relationship. With this agreement, college football fans around the country will see the quality and pageantry of BYU as well as the passion and enthusiasm of its supporters."

RADIO

BYU football games are heard exclusively on the Nu Skin BYU Sports Network, including flagship radio station KSL Newsradio (102.7 FM/1160 AM) and BYU Radio (SiriusXM 143).

The "Voice of the Cougars" is Greg Wrubell, entering his 16th season as play-by-play commentator. A BYU graduate, Wrubell is in his 25th season on the football broadcast crew, having served as sideline reporter before stepping into the booth.

Wrubell's broadcast partner is former BYU quarterback Marc Lyons, who will be providing analysis and commentary for a 36th season in 2016. Former Cougar receiver and kick returner Nate Meikle returns to the broadcast team in his ninth season reporting from the sidelines.

BYU football broadcasts are heard over-the-air via network affiliates in Utah, Idaho and Nevada. Game coverage is also available online at BYUCougars.com



and on the BYU Cougars mobile app, with the audio stream and archives made available to a worldwide listening audience.

COACH'S SHOWS

In addition to comprehensive game-day coverage, the Nu Skin BYU Sports Network produces "BYU Football with Head Coach Kalani Sitake," an hour-long broadcast heard on KSL Newsradio and BYUCougars.com, Tuesday nights at 7 p.m. MT throughout the season. A live audience will join Coach Sitake, a weekly player guest and host Greg Wrubell at LaVell Edwards Stadium. Coach Sitake will also appear on additional weekly programming.

Assistant coaches Ed Lamb, Ty Detmer and Ilaisa Tuiaki will be featured guests on the "Coordinators' Corner" radio show, Mondays from 12:00-1:00 p.m. on ESPN 960 AM. The live broadcast will originate from JCW's in Provo, with fans invited to attend.

CollegePressBox.com

Collegepressbox.com is the official media website for BYU football and all FBS schools. Users may access and download weekly game notes, quotes, statistics, media guides, headshots, logos and more for BYU and other FBS schools. Login information will be distributed to accredited media or you can apply for a password by sending an email to password@collegepressbox.com.