

MIDDLE TENNESSEE

► 2013 Armed Forces Bowl ► 2011 GoDaddy.com Bowl ► 2009 New Orleans Bowl Champions ► 2006 Motor City Bowl



INSIDE THE MATCH-UP

MIDDLE TENNESSEE BLUE RAIDERS

2014 Record: 5-3 (4-1 in C-USA)
2014 Rank: nr/nr
Last Game: W, 34-22 vs UAB

BYU COUGARS

2014 Record: 4-4
2014 Rank: nr/nr
Last Game: L, 55-30 at Boise State

SERIES INFORMATION

Overall Record: BYU leads 1-0
Games in Murfreesboro: 0-0
Games in Provo: BYU leads 1-0

HEAD COACHES

Middle Tennessee
Rick Stockstill (Florida State '79)
Record at Middle Tennessee: 56-52 (9th Year)
Overall Record: 56-52 (9th Year)
Record vs. BYU: 0-1

BYU

Bronco Mendenhall (Oregon State '88)
Record at BYU: 86-38 (10th Year)
Overall Record: 86-38 (10th Year)
Record vs. Middle Tennessee: 1-0

BROADCAST INFORMATION

Television

CBS Sports Network
Play by Play: Rich Waltz
Analyst: Jay Feely
Sideline: Cassie Gallo

Local Radio

Network: Blue Raider Network with Chip Walters (pxp) and former MT linebacker Dennis Burke (analyst)

MEDIA INFORMATION

Middle Tennessee
Mark Owens (Twitter: @markowens5)
Office: 615-898-5057 | Cell: 615-631-9520
owens@goblueraiders.com
Tony Stinnett
Office: 615-898-5272 | Cell: 615-631-9521
stinnett@goblueraiders.com
Live Stats: GoBlueRaiders.com

SOCIAL MEDIA

Game Hashtag: #TRUEGrit
Twitter: @MTAthletics
Facebook.com/BlueRaiderAthletics
Instagram: MTAthletics

Middle Tennessee (5-3; 4-1) vs BYU (4-4)

Game 9 • Saturday, Nov. 1, 2014 • Floyd Stadium (30,778) • Murfreesboro, TN

QUICK HITTERS

- 2014 is the **100th** season of football at MT.
- In their last 21 conference games, MT has a mark of 16-5.
- MT has won seven straight games at home.
- The Blue Raiders are 31-for-34 in the redzone this season and started the year 20-for-20.
- MT ranks **3rd** nationally in blocked kicks this season with four.
- Kevin Byard is **3rd** among NCAA's active players in interceptions per game at **0.42**. He also ranks **tied for 1st** in total interceptions with 14.
- Leighton Gasque is second all-time at MT with **21.0** sacks. That figure also ranks **T2nd** on the NCAA's active players list.
- PK Cody Clark has hit **17** of his last **19** field goals and he has **21** three-pointers for his career to rank ninth all-time.
- Over the last **21** games, the Blue Raider defense has forced 50 turnovers. MT ranked **5th** nationally last year with 33 forced turnovers but only have **17** in **2014**.
- RB **Shane Tucker** has scored at least one touchdown in nine of his last 11 regular season games.
- Over the last 26 games, the Blue Raider defense has come up with **35** interceptions. The team had 15 picks in 2013 by eight different players and own **11** this year.
- Kevin Byard has **327** career interception return yards to own the MT record and rank first on the NCAA active list. The NCAA all-time record is **501** by FSU's Terrell Buckley.
- 2014 is the **16th** season of FBS (1-A) football for MT as its first season was 1999.



PLAYER TO WATCH

#38 T.T. Barber

T.T. Barber, who leads the team in tackles with 56, is coming off an 8-tackle game that included a sack, 1.5 TFLs, and an interception returned for 24 yards. For his career, the junior has 218 total stops.

- Consecutive Starts Leaders: Isaiah Anderson **33**, Kevin Byard **33** and Darius Johnson **33**.

MT-BYU SERIES NOTES

- Saturday's game will mark the second meeting all-time between the two schools. The Blue Raiders traveled to Provo last year and fell to the Cougars, 37-10.

A30		SAVANNAH STATE MURFREESBORO, TN/FLOYD STADIUM (30,788)/MT leads 3-0	NONE	W, 61-7
S6		MINNESOTA MINNEAPOLIS, MN/TCF BANK STADIUM (50,805)/UM leads 2-0	BTN	L, 24-35
S13		WKU (BLACKOUT GAME) MURFREESBORO, TN/FLOYD STADIUM (30,788)/MT LEADS 34-29-1	My30	W, 50-47
S20		MEMPHIS MEMPHIS, TN/LIBERTY BOWL STADIUM (61,000)/MT LEADS 17-9-1	ESPN3	L, 17-36
S26		OLD DOMINION NORFOLK, VA/S.B. BALLARD STADIUM (20,118)/MT LEADS 1-0	FS1	W, 41-28
O4		SOUTHERN MISS MURFREESBORO, TN/FLOYD STADIUM (30,788)/MT LEADS 3-0	ASN	W, 37-31
O11		MARSHALL HUNTINGTON, WV/JOAN EDWARDS STADIUM (38,224)/MARSHALL LEADS 3-1	FSN	L, 24-49
O18		UAB MURFREESBORO, TN/FLOYD STADIUM (30,788)/MT LEADS 3-2	FCS	W, 34-22
N1		BYU MURFREESBORO, TN/FLOYD STADIUM (30,788)/BYU LEADS 1-0	CBS SN	2:30 PM
N15		FIU MIAMI, FL/ALFONSO FIELD (20,000)/MT LEADS 6-3	ASN	2:30 PM
N22		FLORIDA ATLANTIC MURFREESBORO, TN/FLOYD STADIUM (30,788)/MT LEADS 7-3	ASN	6:00 PM
N29		UTEP EL PASO, TX/SUN BOWL STADIUM (51,500)/MT LEADS 1-0	ASN	6:00 PM

THIS'N'THAT

- Under Rick Stockstill, the Blue Raiders have been involved in **15** games that were decided in the final minute of regulation or overtime.
- Head Coach Rick Stockstill is third on the school's all-time wins list with **56** victories.
- MT has scored a touchdown on its opening drive of the game **26** times under Stockstill.
- In **108** games under Rick Stockstill, the Blue Raiders are **+33** in turnover margin.
- MT was **+10** in turnover margin in 2012 and finished **+12** in 2013 to rank **12th** nationally. The Blue Raiders are **+3** in 2014 to rank **42nd**.
- Marcus Henry's 93-yard touchdown catch at UAB went down as the fourth longest scoring pass in school history and was the **10th** longest in the NCAA in 2013.
- The longest offensive drive in the Rick Stockstill era was 9:33 at North Texas in 2006. It resulted in a TD.
- Middle Tennessee has scored 30 or more points **45** times under Rick Stockstill. The most 30-point games in a season under Stockstill is nine (2009).
- MT's **33** turnovers forced in 2013 ranked tied for the most under Stockstill. In 2009 they also forced 33 and in 2007 the Raiders forced 30.
- MT's **15** interceptions gained in 2013 was the most since 2009 and third most under Stockstill.

BLUE RAIDERS AT FLOYD STADIUM

- Since Floyd Stadium opened in 1933, the Blue Raiders have compiled an overall mark of 275-115-13 (.698), including a record 31-game win streak from 1987-94.
- Under Rick Stockstill, the Blue Raiders are 28-17 overall at Floyd Stadium and 19-12 in conference games (4-1 vs C-USA).
- Since 2007, MT has had home games against Virginia, Maryland, Mississippi State, Minnesota, and Georgia Tech and hosts BYU in 2014, Vandy in 2015, 2017 and Duke in 2019.

GOOD IN NOVEMBER

- Under Rick Stockstill, the Blue Raiders have enjoyed success down the final stretch of the season in November. Over its last 22 games in the month of November, the Blue Raiders are **16-6** and have won **seven** straight. Overall under Stockstill MT carries a 19-10 mark in November.

OFFENSIVE NOTES

- The Blue Raiders rank **26th** nationally in scoring at 36.0 per game. Also, the 36.0 per game clip ranks as the highest in the Rick Stockstill era besting the 2009 team's 32.0 points per contest.
- MT is averaging **218.3** yards on the ground to rank **29th** nationally.
- MT is currently on pace to finish with **2,918** passing yards on the season which would rank fourth all-time. The record is **3,064** yards by the 2009 team.
- MT already has four games of **500** or more yards of offense this season which is a new high under Rick Stockstill.

WHO'S UP? WHO'S DOWN?

Press Box

David Bibee, Safeties
Tommy West, Defensive Line
Rick Mallory, Offensive Tackles/Tight Ends
Buster Faulkner, Offensive Coordinator/Quarterbacks

Sidelines

Rick Stockstill, Head Coach
Steve Ellis, Co-Defensive Coordinator/Cornerbacks
Tyrone Nix, Co-Defensive Coordinator/Linebackers
Geep Wade, Offensive Line
Justin Watts, Wide Receivers
Mike Polly, Running Backs

The unit had a season-best 583 yards vs USM.

- The unit is **31-for-34** in the red zone with 23 touchdowns and eight field goals.
- MT's 323 rushing yards against WKU went down as the third highest rushing total under Rick Stockstill and the sixth time the Raiders have topped the 300-yard mark.
- The offense has **41** regulation scoring drives this season and **22** have been fewer than two minutes in duration.
- QB **Austin Grammer** is the first quarterback under Rick Stockstill to throw for over 200 yards in each of his first seven games.
- WR **Ed Marques Batties** has been targeted 39 times this season and hauled in 29 receptions. Sixteen of his 29 receptions have gone for first downs.
- The offense has amassed over **400** yards of total offense in **10** of its last **13** regular season games.
- The 2014 offense is well ahead of last year's near record pace in total yards and points scored. The 2013 unit posted **5,298** total yards which ranked as the second most in school history and was just **185** yards shy of breaking the school record set in 2009. The offense also scored **377** points to rank as the fifth highest total and was **40** points from a new school mark.
- Middle Tennessee is averaging **461.5** yards per game and that figure would rank as the third highest in school history if season ended today. The all-time mark is **481.4** yards set by the 2001 team that finished 8-3.
- Middle Tennessee's rushing attack ranked **3rd** in C-USA and **31st** nationally at **199.3** yards per game last season. However, in conference action MT averaged a league-best **236.2** yards rushing compared to **148.8** in non-conference play. The Raiders topped 200 yards rushing in five straight games and seven for the season, while going over 300 yards twice.
- In **44** scoring drives this season, **13** have been 70 or more yards. Middle Tennessee had **31** scoring drives of 70 or more yards in 2013 which ranked as the most in the Rick Stockstill era.
- WR **Demetrius Frazier** enjoyed a career game at Memphis. Frazier set career highs in receptions with seven and yards with 96. The sophomore entered the UM game with seven career grabs.

DEFENSIVE NOTES

- The 41 rushing yards given up by MT against ODU was its fewest allowed in a game since hold ULM to -4 yards rushing in 2010 - a span of 48 games.



2014 C-USASTANDINGS

East Division	C-USA	Overall
Marshall	4-0	8-0
Middle Tennessee	4-1	5-3
UAB	2-2	4-4
FAU	2-2	3-5
FIU	2-2	3-5
WKU	1-3	3-4
Old Dominion	1-4	3-5

West Division	C-USA	Overall
LA Tech	4-0	5-3
Rice	2-1	4-3
UTEP	2-1	4-3
Southern Miss	1-3	3-5
UTSA	1-3	2-6
North Texas	0-4	2-6

C-USASCHEDULE

SATURDAY, NOVEMBER 1

Rice at FIU	11:00a
BYU at Middle Tennessee	2:30p
UAB at Florida Atlantic	6:00p
Southern Miss at UTEP	7:00p
WKU at Louisiana Tech	TBA
Old Dominion at Vanderbilt	TBA

SATURDAY, NOVEMBER 8

Louisiana Tech at UAB	11:00a
FIU at Old Dominion	2:30p
Florida Atlantic at North Texas	6:00p
Marshall at Southern Miss	6:00p
UTSA at Rice	TBA
UTEP at WKU	TBA

THURSDAY, NOVEMBER 13

Southern Miss at UTSA	7:00p
-----------------------	-------

SATURDAY, NOVEMBER 15

Army at WKU	11:00a
-------------	--------

2014 HONORS

T.T. Barber: Voted Preseason First Team All-C-USA , Named to Lombardi Watch List
Kevin Byard: Voted Preseason First Team All-C-USA, Named to Jim Thorpe Award Watch List, Voted C-USA Special Teams Player of the Week on Sept. 29, Named TSWA Defensive Player of the Week on Sept. 30, Built Ford Tough Player of Game vs ODU
Cody Clark: Voted a Lou Groza Star of the Week on Sept. 15, Named C-USA Special Teams Player of the Week on Sept. 15
Leighton Gasque: Finalist for Lowe's Senior Class Award, Semifinalist for William V. Campbell Trophy
Austin Grammer: Built Ford Tough Player of Game vs SSU, WKU, and ODU, Named TSWA Player of Week on Sept. 2 and Sept. 16, Voted Athlon C-USA Player of the Week on Sept. 14, Selected a Manning Award Star of the Week on Sept. 29
Shane Tucker: Built Ford Tough Player of Game vs Minnesota & USM

THIS WEEK: RAIDERFOOTBALL

MT vs BYU

Monday, Oct. 27 Press Conference (10:30 AM)	Tuesday, Oct. 28 Team Practice (2:30 PM) Interviews after practice	Wednesday, Oct. 29 Team Practice (3:30 PM) Interviews after practice	Thursday, Oct. 30 Team Practice (3:30 PM) No Interviews	Friday, Oct. 31 Team Practice (4 PM) No Interviews	Saturday, Nov. 1 Kickoff vs BYU (2:30 PM)	Sunday, Nov. 2 Practice No Interviews
---	---	---	--	---	--	--

- The defense came up with a **season-high six sacks** in win at ODU and matched that against UAB. The six sacks equaled the seventh most in a game at MT.
- Senior **Shubert Bastien** recorded a personal-best **2.5** sacks in win over ODU and that figure tied for the fifth most in a single-game at MT.
- Over the last 13 games, the defense has allowed under 300 yards three times and recorded the first shutout since 2006.
- The 229 yards allowed in the opener against Savannah was the fewest given up by MT since holding Arkansas State to 220 yards in 2009 - a span of 53 games.
- The Blue Raider defense forced **33** turnovers in 2013 that led to **85** points, including **65** in league play. More importantly, the unit scored **five** touchdowns (4 INT, 1 FR) which is the **most** in the FBS era (since 1999). The defense has opened 2014 with **17** turnovers and one score.
- Overall, the Blue Raiders have **35** interceptions over their last 26 games. Middle Tennessee ranked **36th nationally** in total interceptions with 15 in 2013 and all 15 picks were by eight different players. MT is **11th** this season with 11 picks.
- Late in the third quarter against WKU, the Blue Raider defense came up with a big goal line stand when WKU had it 1st and Goal from the 6-yard line. On second down, WKU's Leon Allen was ruled as scoring a touchdown but after a review it was ruled he fell short at the 1-yard line. MT then held on the next two plays to regain possession. LB Trey Wafford made the stop on 4th down.

SPECIAL TEAMS NOTES

- Through seven games of 2014, Middle Tennessee's special teams units have enjoyed a productive season. During that span, the unit has returned two punts for touchdowns, blocked two field goals, a punt and an extra point, and missed just two kick attempts.
- **PK Cody Clark**, who hit a career-best three field goals and scored 14 points against WKU, has connected on 17

of his last 19 field goals.

- **PK Cody Clark** has hit 21 career field goals which ranks ninth on MT's all-time list. He needs one more to tie Archie Arrington for eighth place (22).
- **DL Raynard Felton** came up with his first career blocked kick when he rejected an SSU field goal in the opener.
- **FB Chase Pennycuff** came away with his first career block at Minnesota when he tipped a punt in the second half.
- **DL Shubert Bastien** came up with his second career blocked field goal when he tipped one against WKU in MT's 30T win. Both blocks have come against WKU.
- **Kevin Byard** registered his first career blocked kick when he rejected an extra point against USM.
- Under Rick Stockstill, the Blue Raiders have blocked **32** kicks in 108 games (16 FGs, 12 punts, 4 PATs).
- Against Savannah, **Ed'Marques Batties** returned his first career punt 61 yards for a touchdown. Later in the year at ODU, **Kevin Byard** had his first crack at a punt return and he went 76 yards for the score.

INEXPERIENCE UNDER CENTER

- Middle Tennessee entered the 2014 season with three scholarship quarterbacks in Austin Grammer, AJ Erdely and Brent Stockstill. The three had combined for just 10 games played and zero starts. The 10 games played ranks

COLLEGEPRESSBOX.COM

CollegePressBox.com is the official media website for Conference USA football. Access and download weekly game notes, opponent notes, quotes, depth charts, complete final game books, media guides, head shots, and more for the conference and each of its 13-member schools.

The site also has a complete list of conference beat writers, radio broadcasters, and much more.

Login information will be distributed to accredited media or you can apply for a password by sending an e-mail to password@collegepressbox.com.

FOR THE MEDIA

MIDDLE TENNESSEE PRACTICE POLICIES: On a Saturday game week, Middle Tennessee practices are open to the media on Monday, Tuesday, and Wednesday. Interviews with coaches and players will take place after practice just outside the practice facility. However, players will not be available for any interviews after Wednesday's practice. They will not be available again until postgame. Please adjust the calendar for mid-week games.

RICK STOCKSTILL INTERVIEW OPPORTUNITIES
Monday Press Conference: On Mondays at 10:30 AM, in the Kennon Sports Hall of Fame building, two players and Coach Stockstill meet with the media individually for a press conference. Conferences are weekly and will be held every Monday before a game. Media can park in the area located between the practice field and the weight room on campus. The Athletic Communications Office will transcribe quotes that will be put on GoBlueRaiders.com and also emailed to the Blue Raiders' primary and football lists. A video feed of Stockstill, along with the players, is available on GoBlueRaiders.tv
Post Practice: Coach Stockstill is available following each practice, but please let Mark Owens know if you intend to be at practice and would like an interview in advance.

By Phone: If you need to speak with Coach Stockstill by phone, please contact Mark Owens at owens@goblueraiders.com well in advance of the time you need him.

STUDENT-ATHLETE INTERVIEW OPPORTUNITIES

Press Conference: Two Middle Tennessee players selected by the football staff will usually be made available at the podium following head coach Rick Stockstill's comments. If you request a player who is not scheduled for the conference, he can be made available following practice. A light snack will be served following the interview session.

Post Practice In Person: Middle Tennessee players and assistant coaches are available for in-person interviews Monday, Tuesday, and Wednesday of a normal game week.

By Phone Or In Person Via Appointment: Players are available by phone or in person for feature articles or visiting team media Monday and Tuesday of a normal game week. Interviews will be conducted after practice. All phone requests MUST be made a day in advance. Please contact Mark Owens for these requests.

LAST MINUTE PLAYS IN THE RICK STOCKSTILL ERA

Games decided by one play in the final minute of regulation

Opponent	Result	Play	Time of Play
USM, 2014	W, 37-31	MT recovers onside kick	0:27
WKU, 2014	W, 50-47 (30T)	WKU hits 24-yard field goal	0:20
UAB, 2013	W, 24-21	18 FG by Cody Clark	0:03
Marshall, 2013	W, 51-49	9-yard pass to Tavarres Jefferson from Logan Kilgore	0:00
FIU, 2012	W, 34-30	Reggie Whatley 7 TD run	0:36
WKU, 2011	L, 36-33 (20T)	Shubert Bastien Blocked 46 FG to end regulation	0:00
Memphis, 2011	W, 38-31	33-yard pass to Anthony Amos from Logan Kilgore	0:11
Purdue, 2011	L, 27-24	47 FG by Alan Gendreau blocked	0:00
Maryland, 2009	W, 32-31	19 FG by Alan Gendreau	0:00
Kentucky, 2008	L, 20-14	Hail Mary to Eldred King came up 1-yard short	0:00
FAU, 2008	W, 14-13	Hail Mary to Malcolm Beyah (32-yd TD Catch)	0:00
ULM, 2007	W, 43-40	Bradley Robinson 89-yd kickoff return for TD	0:45
Virginia, 2007	L, 23-21	UVA hit 34-yard field goal	0:08
WKU, 2007	L, 20-17	Matt King misses 34-yard field goal	0:00
Troy, 2006	L, 21-20	Troy 3-yard TD pass	0:14

2014 TURNOVER BREAKDOWN

Opponent	MT TOs	Opp. Pts.	Opp. TOs	MT Pts.	Margin
Savannah	3	7	3	14	0
Minnesota	3	14	1	0	-2
WKU	0	0	1	7	+1
Memphis	3	7	1	7	-2
Old Dominion	2	7	4	7	+2
Southern Miss	1	0	2	7	+1
Marshall	2	7	2	14	0
UAB	0	0	3	14	+3
BYU	0	0	0	0	0
FIU	0	0	0	0	0
Florida Atlantic	0	0	0	0	0
UTEP	0	0	0	0	0
Total	14	42	17	70	+3

in a tie for 16th nationally for the fewest in college football this season. Here is a list of the Top 25 entering the year:

School	GP	S
1. New Mexico State	0	0
2. Troy	4	0
3. UTSA	5	0
SMU	5	2
5. Louisville	6	0
6. Ball State	7	0
Colorado	7	6
Idaho	7	7
9. Virginia Tech	8	0
Texas State	8	7
11. UCF	9	0
LSU	9	1
Eastern Michigan	9	4
Louisiana Tech	9	6
Purdue	9	7
16. Middle Tennessee	10	0
Minnesota	10	4
Texas Tech	10	6
Nebraska	10	8
20. Southern Miss	11	6
21. Memphis	12	12
22. Syracuse	13	10
Houston	13	11
24. Georgia Tech	14	0
Missouri	14	4

BACK-TO-BACK

■ Middle Tennessee is coming off back-to-back eight-win seasons for the first time since 1992. The 2013 campaign marked just the fourth time in the FBS era (since 1999) MT has won eight or more games in a year. In 99 total seasons of football, the Blue Raiders have collected eight or more wins 23 times. The last time MT had three straight eight-win seasons was also 1992 as that year marked four straight.

BOWL ELIGIBLE

■ In eight full years under Rick Stockstill, Middle Tennessee has reached bowl eligibility five times and four times in the last five years. The Blue Raiders have been bowl eligible under Rick Stockstill in 2006, 2009, 2010, 2012, and 2013.

WATCH LISTS

■ Middle Tennessee has players represented on two promi-

QUICKFACTS

General

Location	Murfreesboro, TN 37132
Founded	1911
Enrollment	22,729
Nickname	Blue Raiders
Colors	Royal Blue and White
Conference	Conference USA
President	Dr. Sidney A. McPhee (13th year)
Alma Mater	Prairie View, 1976
Director of Athletics	Chris Massaro (10th year)
Alma Mater	Northern Colorado, 1983
Stadium	Floyd/Horace Jones Field
Surface	Synthetic
Capacity	30,788
Basic Offense	Multiple
Basic Defense	4-3

History

First Year of Football	1911
Number of Seasons	100th
All-Time Record	549-404-28
All-Time W-L at Floyd Stadium	278-114-13
FBS Bowl Appearances	4 (1-3)
First Year in C-USA	2013

2013 Recap

2013 Record	8-5
2013 Bowl	Bell Helicopter Armed Forces
2013 Conference Record	6-2
2013 Conference Finish	T2nd in East Division

Coaching Staff

Head Coach	Rick Stockstill
Alma Mater	Florida State, 1982
Record at Middle Tennessee	56-52 (9th season)
Record Overall	Same
Safeties	David Bibee
Running Backs/Special Teams Coordinator	Mike Polly
Co-Defensive Coordinator/Linebackers	Tyrone Nix
Co-Defensive Coordinator/Cornerbacks	Steve Ellis
Defensive Line	Tommy West
Offensive Coordinator/Quarterbacks	Buster Faulkner
Offensive Tackles/Tight Ends	Rick Mallory
Offensive Line	Geep Wade
Wide Receivers/Recruiting Coordinator	Justin Watts
Graduate Assistant	Craig Allen
Graduate Assistant	Omar McLendon
Graduate Assistant	Casey Brockman
Graduate Assistant	Cory Cronin
Strength and Conditioning	Jason Spray
Sports Medicine	Keith Bunch
Director of Player Development	Brent Brock
Director of Operations	Chris Matussek
Director of Player Personnel	Brandon Lawson
Equipment Manager	Kortne Gosha
Video Coordinator	Erik Bartlett
Team Security	John Albertson, Matt Perry, Sanders Watson
Secretary	Jan Worley

Athletic Communications

Football Contact (Associate AD)	Mark Owens
E-Mail	owens@goblueraiders.com
Office	615.898.5057
Cell	615.631.9520
Secondary Football Contact	Tony Stinnett
E-Mail	stinnett@goblueraiders.com
Office	615.898.5270
Cell	615.900.7837
Assistant	Olivia Walter
Social Media Coordinator	Brent Beerends
Media Specialist	Nathan Wallach
Website	GoBlueRaiders.com
Facebook	Facebook.com/blueraidersathletics
Twitter	Twitter.com/mtathletics
Ticket Office	1-888-YES-MTSU

MIDDLE TENNESSEE'S BLOCKED KICKS IN FBS ERA

Totals: 52 in 187 games (23 FGs, 18 punts, 11 PATs)

Totals under Stockstill: 32 in 108 games (16 FGs, 12 punts, 4 PATs)

2000 (1 punt, 0 PAT, 0 FG)

Louisiana Tech – Punt (Michael Woods) hW

Vanderbilt – FG (Jeremiah Weaver) aW

ASU – Punt (Sean Mosley) hW

Troy – Punt (Sean Mosley) aW

Troy – FG (Jamari Lattimore) hL

ASU – PAT (Dwight Smith) aL

WKU – PAT (Jamari Lattimore) aW

WKU – FG (Jarrett Crittenton) aW

Miami, OH – FG (Derek Upshaw) nL

2001 (1 punt, 1 PAT, 1 FG)

ULM – PAT (Kareem Bland) aW

ASU – Punt (Chris Johnson) hW

Connecticut – FG (Kareem Bland) hW

2006 (0 punt, 0 PAT, 1 FG)

Troy – FG (Justin Rainey) hL

2011 (3 punt, 0 PAT, 2 FG)

Troy – Punt (Reginald Farmer) aL

WKU – FG (Darin Davis) hL

WKU – FG (Shubert Bastien) hL

FAU – Punt (Terrence Coleman) aW

ASU – Punt (Leighton Gasque) hL

2002 (2 punt, 2 PAT, 1 FG)

Tennessee – FG (Jerry Vanderpool) aL

ULM – Punt (Joey Montalbano) hW

North Texas – Punt (Thomas Johnson) hL

North Texas – PAT (Kareem Bland) hL

North Texas – PAT (Kareem Bland) hL

2007 (2 punt, 0 PAT, 0 FG)

FAU – Punt (Jeremy Kelleem) aL

North Texas – Punt (Michael Cannon) aW

2008 (1 punt, 1 PAT, 1 FG)

UK – FG (Alex Suber) aL

ULM – Punt (Jeremy Kelleem) hW

ULM – PAT (Emmanuel Perez) hW

2012 (0 punt, 0 PAT, 1 FG)

FIU – FG (Stephen Roberts) aW

2003 (0 punt, 3 PAT, 0 FG)

Clemson – PAT (Pierre Ingram) aL

Missouri – PAT (Pierre Ingram) aL

Troy – PAT (Thomas Johnson) hW

2009 (3 punt, 0 PAT, 5 FG)

Maryland – FG (Chris McCoy) aW

North Texas – FG (Rod Issac) aW

FAU – Punt (SaCoby Carter) aW

FAU – FG (Marcus Udell) aW

FAU – Punt (Jeremy Kelleem) aW

FIU – Punt (Jeremy Kelleem) hW

FIU – FG (Dwight Smith) hW

Louisiana – FG (Pierre Ingram) aL

ASU – FG (Brandon Perry) hW

2013 (2 punts, 0 PAT, 0 FG)

FAU – Punt (Kenneth Gilstrap) aW

Marshall – Punt (Chris Brown) hW

2014 (1 punts, 1 PAT, 2 FG)

Savannah State – FG (Raynard Felton) hW

Minnesota – Punt (Chase Pennykuff) aL

WKU – FG (Shubert Bastien) hW

USM – PAT (Kevin Byard) hW

2005 (2 punt, 0 PAT, 2 FG)

North Texas – FG (Jeff Littlejohn) hL

2010 (0 punt, 2 PAT, 4 FG)

Louisiana – FG (Derrek Upshaw) aW

TOPCROWDSATFLOYD

1.	30,502	Georgia Tech	9/10/11	L	49-21
2.	28,105	Memphis	9/12/09	W	31-14
3.	28,010	Troy	10/5/10	L	42-13
4.	27,568	Tennessee State	9/5/98	W	28-27
5.	27,519	Southeast Missouri	9/28/02	L	24-14
6.	25,908	Minnesota	9/2/10	L	24-17
7.	25,766	Florida Atlantic	9/30/08	W	14-13
8.	24,911	WKU	9/13/14	W	50-47
9.	23,992	Memphis	9/14/13	W	17-15
10.	23,882	Mississippi State	10/17/09	L	6-27

ment national watch lists for 2014. Linebacker T.T. Barber is on the Lombardi Watch List, while safety Kevin Byard is on the Jim Thorpe Award list. Byard is on the Thorpe list for the second straight year.

STOCK LEADING C-USA

■ Middle Tennessee Head Coach Rick Stockstill is in his ninth season leading the Blue Raiders. His nine seasons make him the longest tenured head coach in C-USA. Rice's David Bailiff is second as he is in his eighth season and ODU's Bobby Wilder is third (6th season). Stockstill is also ranked 16th nationally for most years at his current school.

99 at ULM (2007)
98 vs Troy (2012)
98 at UNT (2009)
97 vs McNeese (2012)
97 vs USA (2012)
96 vs FIU (2011)
96 vs Memphis (2009)
96 vs APSU (2010)
95 vs SSU (2014)
95 at Purdue (2011)
95 at Troy (2011)
94 vs Memphis (2011)
93 vs USM (2014)
93 vs UAB (2013)
92 vs Memphis (2013)
91 at ULM (2007)
91 at UoFL (2008)
91 vs ASU (2009)

90-YARD DRIVES

■ The Blue Raiders have put together **18** scoring drives of 90 or more yards under Rick Stockstill. MT had four in 2011, and three each in 2012 and 2009. The Raiders have two so far in 2014 with a long of 95 yards set in the season opener against Savannah. The longest drive was a 99 yarder in a 2007 win at Louisiana-Monroe.

FIVE FOR 100

■ For the first time in Middle Tennessee's FBS era (since 1999), the Blue Raiders had five different players top the 100-yard rushing mark in the same season. Jordan Parker, Reggie Whatley, Austin Grammer, Shane Tucker, and Jeremiah Bryson all recorded at least one 100-yard game in 2013. In fact, the fivesome totaled 10 games of 100 or more yards in 2013 which was also a new FBS record for MT.

DEFENSIVE SCORES UNDER STOCK

■ Under Rick Stockstill, the Blue Raider defense has scored **20** defensive touchdowns and 15 have come since 2009. Of the 20 scores, 12 have been interceptions and eight have come by way of fumble returns. In 2013, MT had six defensive scores and already one this season.

LOOKING FOR 100

■ During its history, Middle Tennessee owns an impressive **154-53-1** (.741) record when a back gains 100 or more yards rushing. Under Rick Stockstill, a Blue Raider has reached the 100-yard mark **38** times and the team has a **32-6** mark in those games.

30 IS MAGIC

■ Under Rick Stockstill, the Blue Raiders are **42-3** when scoring 30 points or more. The three losses came at Louisville in 2007 when the Raiders fell, 58-42, at Troy in 2011, 38-35, and at home against WKU in 2011, 36-33 (2OT).

OVERTIME GAMES

■ Middle Tennessee has competed in seven overtime games as an FBS member (since 1999) and carries a mark of **4-3**. Here is a list of the overtime games:

Overtime

2014: MT 50, WKU 47 (9/13) (3OT)
2013: MT 42, FAU 35 (9/21) (OT)
2011: WKU 36, MT 33 (10/6) (2 OT)
2003: UL-Lafayette 57, MT 51 (11/15) (4 OT)
2003: MT 28, Idaho 21 (10/18) (OT)
2003: Missouri 41, MT 40 (9/20) (OT)
2000: MT 41, UL-Lafayette 38 (11/18) (2 OT)

200-YARD RUSHING GAMES

■ Under Rick Stockstill, the Blue Raiders have rushed for 200 or more yards **38** times and **30** have come since 2009. Here is a list of the 200-yard games:

■ vs FIU (11/7/09).....	385
■ vs Austin Peay (9/11/10)	353
■ vs WKU (9/13/14)	323
■ vs Marshall (10/24/13)	308
■ vs UTEP (11/30/13).....	304
■ vs FAU (9/8/12).....	302
■ vs FAU (9/21/13).....	296
■ vs FAU (11/27/10).....	287
■ vs UL (11/14/09).....	287
■ vs ODU (9/26/14).....	280
■ vs FAU (11/4/06).....	271
■ vs WCU (8/29/13)	270

RECORDBYDECADE

Decade	Overall	Conference	Bowls
2010-	29-29	22-15	2
2000-09	58-60	38-25	2
1990-99	68-46	47-20	*4
1980-89	74-40	46-24	*3
1970-79	40-65-4	26-39-2	0
1960-69	59-42-1	43-25	2
1950-59	75-24-6	31-8-2	2

*I-AA Playoff Appearances

■ vs Louisville (9/6/07).....	265
■ vs GT (9/29/12).....	264
■ vs Memphis (10/13/07).....	260
■ vs UAB (11/2/13)	259
■ vs FIU (10/13/12).....	256
■ vs FIU (11/9/13).....	249
■ vs Southern Miss (11/23/13)	246
■ vs ULM (10/23/10)	244
■ vs Southern Miss (12/20/09)	243
■ vs Southern Miss (10/4/14)	239
■ vs FAU (10/31/09).....	239
■ vs North Texas (11/22/08)	237
■ vs ASU (11/2/10)	236
■ vs UAB (10/18/14).....	229
■ vs WKU (10/24/09)	229
■ vs Savannah State (8/30/14)	228
■ vs WKU (11/1/12)	224
■ vs UL (9/25/10).....	217
■ vs ULM (10/21/06)	215
■ vs USA (11/17/12)	212
■ vs North Texas (9/30/06)	212

NCAARANKINGS

TEAM CATEGORY	RANK	STAT
Total Offense	30	461.5
Rushing Offense	29	218.3
Passing Offense	56	243.3
Team Passing Efficiency	32	147.76
Scoring Offense	26	36.0
Total Defense	107	464.0
Rushing Defense	85	179.9
Passing Yards Allowed	112	284.1
Team Passing Efficiency Defense	86	135.52
Scoring Defense	92	31.9
Turnover Margin	T-42	0.38
3rd Down Conversion Pct	55	0.421
4th Down Conversion Pct	T-40	0.583
3rd Down Conversion Pct Defense	T-101	0.444
4th Down Conversion Pct Defense	T-42	0.455
Red Zone Offense	15	0.912
Red Zone Defense	74	0.838
Net Punting	105	35.18
Punt Returns	18	13.87
Kickoff Returns	79	20.09
First Downs Offense	44	174
First Downs Defense	114	197
Fewest Penalties Per Game	100	7.50
Fewest Penalty Yards Per Game	105	69.13
Time of Possession	85	29:00

INDIVIDUAL

	RANK	STAT
Austin Grammer, Comp. Pct.	12	.674
Austin Grammer, Passing Yards	38	1,893
Austin Grammer, Total Offense	38	270.8
Kevin Byard, Interceptions	8	0.6
Cody Clark, FG Percentage	29	.818
Cody Clark, FGM/Game	53	1.13
Khari Burke, Passes Defended	22	1.3

MISCELLANEOUSINFO

Opponent	Captain	Captain	Captain	Coin Toss	Kickoff/Receive	First Poss.	Game Length	Jersey	Pants	Helmet	Result
SSU	M. Henry	C. Henry	J. Sells	Loss	Receive	TD	2:55	Blue	White	Silver	W, 61-7
UM	Whatley	Burke	Kelly	Won	Kickoff	Punt	3:12	White	Blue	Blue	L, 24-35
WKU	Anderson	Byard	Pennycuff	Won	Kickoff	Punt	4:03	Black	Black	Black	W, 50-47
UM	Tucker	McNeil	Singletary	Won	Kickoff	Punt	3:08	White	Blue	White	L, 17-36
ODU	Anderson	Barber	Whatley	Won	Kickoff	Punt	3:37	White	White	White	W, 41-28
USM	Perkins	Luckett	M. Henry	Won	Kickoff	FG	3:32	Blue	Blue	Chrome	W, 37-31
MU	Parker	Huff	C. Henry	Lost	Receive	Punt	3:27	White	White	Blue	L, 24-49
UAB	D. Johnson	Bastien	Gasque	Lost	Receive	Punt	3:26	Blue	White	White	W, 34-22
BYU											
FIU											
FAU											
UTEP											

- vs ASU (11/11/06)211
- vs Miami, OH (1/6/11)208
- vs WKU (10/6/11)206
- vs ASU (10/20/07)205
- vs Memphis (10/1/11)200

1-POINT GAMES

■ Head Coach Rick Stockstill seems to have a little magic going in tight games. Under his direction, the Blue Raiders are an impressive 5-1 in games decided by one point.

2006 MT 7, FIU 6	2009 MT 32, Maryland 31
2006 Troy 21, MT 20	2010 MT 27, WKU 26
2008 MT 14, FAU 13	2010 MT 28, FIU 27

QB AUSTIN GRAMMER

■ Grammer is the first quarterback under Rick Stockstill to throw for over 200 yards in his first seven games as a starter. That is a new FBS record for MT, breaking the mark of six set by Clint Marks in 2004.

■ At **236.6** passing yards per game, Grammer is on pace to set a new single-season mark at MT. The single-season record at MT is 2,789 yards by Dwight Dasher in 2009 and Grammer is on pace for 2,839 yards.

■ Threw for a career-high **332** yards and two scores in win over USM.

■ Enters the BYU game ranked **12th** nationally in completion percentage at **67.4**. That figure would rank as the third-best at MT for a single-season if season ended today.

■ Has completed **67.1** percent of his passes in conference play this season (94-140) and he has 9 touchdown passes to just one interception.

■ Turned in the best all-around game of his brief career in 30T win over WKU with 343 yards of total offense and was responsible for four touchdowns (3 r, 1 p).

■ Threw for 259 yards in win over ODU on a personal-best 25 completions. Also added 67 yards on the ground.

■ Rushed for a career-best 125 yards and three touchdowns against WKU. It marked the second 100-yard rushing game of his career (106 yards at UNT in 2013).

■ Grammer's two 100-yard rushing games rank third all-time among signal-callers at MT. The all-time record is four, shared by Marvin Collier and Dwight Dasher.

■ Completed 15 of 17 passes in his first collegiate start against Savannah State and his **88.2** percentage equaled

TOPOFFENSIVEGAMES UNDERSTOCK

Total Yards	Opponent	Points
654	Austin Peay (2010)	56
646	WKU (2009)	62
629	UTEP (2013)	48
587	FIU (2009)	48
585	Marshall (2013)	51
583	Southern Miss (2014)	37
582	Troy (2011)	35
556	FIU (2013)	48
555	Louisville (2007)	42
541	WKU (2014)	50
539	ODU (2014)	41
523	FIU (2012)	34
519	SSU (2014)	61
510	Georgia Tech (2012)	49
506	Louisiana (2009)	34
499	ULM (2007)	43
490	Memphis (2007)	21
489	North Texas (2008)	52
488	North Texas (2012)	38
482	WKU (2011)	33
480	FAU (2012)	31

the second-best in school history.

RB JORDAN PARKER

■ Running back Jordan Parker enters the BYU game with **2,039** career yards. The junior needs 211 yards to tie Brigham Lyons for 10th place on the all-time list (2,250).

■ Parker's **10** career 100-yard rushing games rank **7th** most in school history. Eight of his 10 100-yard games have come against conference foes.

■ Parker, who had 156 yards against WCU in 2013, set his new career rushing record with **158** yards in the win over Old Dominion in 2014.

■ Parker has averaged **5.0** yards per carry for his career.

■ Parker set the freshman rushing record at Middle Tennessee with 851 yards in 2012. His yardage came in just six starts after the season-ending injury to current St. Louis Ram Benny Cunningham. His rushing total also ranked seventh most nationally for freshmen.

■ Parker's 98-yard TD run vs Troy (2012) was the longest in MT history.

■ Parker rushed for 117 yards on just 17 attempts in his second collegiate game against FAU. He became the first

true freshman to top 100 yards since Dwight Dasher in 2007.

■ Parker only played 21 total snaps over the last five games of 2013 and still managed to lead team in rushing.

■ Parker notched his first career touchdown reception in 2014 game at Marshall.

RB SHANE TUCKER

■ Has scored at least one touchdown in nine of his last 11 regular season games.

■ In **13** career games played, Tucker has scored **14** touchdowns with 11 on the ground and three through the air.

■ Hauled in a career-high six passes for 78 yards in win over Southern Miss.

■ Caught three receptions at Memphis, including a circus, one-handed grab along the sidelines to keep a drive alive.

■ Had a career long 52-yard reception in win over WKU.

WR MARCUS HENRY

■ Henry saw his streak of **19** straight games with a reception come to an end at Marshall.

■ Of the six longest pass plays this season, two have been to Henry.

■ Henry set his personal-best with six grabs in the 30T win over WKU, including a huge 4th down catch in the first overtime.

■ Henry made a huge jump from his sophomore to junior season by going from nine receptions to a personal-best 38 last season.

■ His 93-yard touchdown reception at UAB last year was the fourth longest in school history.

■ Henry's lone 100-yard receiving game came on the road at UAB last year. He tallied 136 yards on just five catches.

WR ED BATTIES

■ His 25-yard catch in the third overtime against WKU was the game-winner.

■ Has 15 receptions in last three games combined.

■ Turned in a career-high seven receptions for 88 yards against Minnesota and also had seven grabs in win at ODU.

■ Returned a punt 61 yards for a touchdown against Savannah State.

LB LEIGHTON GASQUE

■ Owns **21.0** career sacks to rank **2nd** all-time at MT despite playing mainly on passing situations. He needs **two** more to surpass Erik Walden (22.5) for the all-time record.

■ His **21.0** sacks ranks tied for second on the NCAA's all-time active players list.

■ Had seven sacks as a freshman, four as a sophomore and five last year as a junior. He has a team-leading **5.0** this season.

■ Had career-best **2** sacks against Georgia Tech in 2012 and matched that against USM in 2013 and at ODU in 2014.

COMEBACKS UNDERSTOCK STILL

Last win after trailing after 1st Quarter

11/2/13 vs UAB.....trailed 7-0 Won, 24-21

Last win after trailing after 1st Half

11/2/13 vs UAB.....trailed 7-0 Won, 24-21

Last win after trailing after 3rd Quarter

10/18/14 vs UAB.....trailed 22-21 Won, 34-22

Biggest Comeback Win

17 Points.....Memphis (2011); FIU (2012)trailed 17-0 in 2Q; trailed 20-3 in 2Q....W, 38-31; W, 34-30

Most Points in a Quarter: 28 vs North Texas in 2008 (2nd Q); WKU in 2009 (2nd Q)

Most Points in 1st Half: 47 vs Florida International in 2007

Most Points in 2nd Half: 41 vs Tennessee Tech in 2006

Most Points in Game: 62 vs WKU, 2009; 61 vs Savannah State, 2014

- In 2011, Gasque had 17 tackles and seven were sacks, while collecting 22 stops in 2012 and four were sacks.
- Gasque earned his degree in Aviation Administration and is currently working on his masters. Gasque spent the 2014 summer as an intern at NASA.

S KEVIN BYARD

- In **33** career games played, Byard has forced or gained **19** turnovers (14 INTs, 4 FF, 1 FR).
- His first career punt return went for 76 yards and a touchdown at ODU. It also ranked as the longest punt return in MT's FBS era and ninth longest in school history.
- His **327** interception return yards makes him MT's all-time leader and currently puts him No. 1 on the NCAA active list. The all-time NCAA record is **501** yards set by Florida State's Terrell Buckley.
- Ended the 2013 season with a personal-best **106** total tackles to rank 5th in C-USA.
- Had his **14th** career interception against UAB earlier this season which moved him into a tie for second place on MT's all-time list. His 14 picks also ranks tied for first among active NCAA players.
- Has **four** interception returns for TDs which is a MT career record.
- Earned First Team Freshman All-American honors in 2012 by the FWAA.
- Had a career-best 17 tackles against North Texas.
- Was on the 2013 and 2014 Jim Thorpe Watch List.
- Equaled the school record in 2012 with two interceptions returned for touchdowns (vs Memphis, Troy) and matched that in 2013 (FIU, USM).

RB/KR REGGIE WHATLEY

- Whatley has 333 career touches (rushing, receiving, kick returns) for 3,259 yards which works out to **9.8** yards a touch.

- Ranks first on the team in rushing with 522 yards this season to go with a 6.2 yards per carry average.
- In 2013, he had a career-high **155** yards rushing at UAB and finished with three 100-yard games on the season.
- Whatley currently has **1,600** career kickoff return yards to rank third all-time at MT. He needs 135 more yards to surpass Eric Russell (1,734) for second place.
- Whatley ranked **33rd** nationally in KO return average in 2013 at 24.7 per attempt.
- Whatley ranked **4th** nationally in KO return yards in 2012 with a school record **30.5** yard average.
- Had returns of 96, 85, and 60 yards in 2012.
- Had a 96-yard kickoff return for a TD vs WKU in 2012 and a school record 222 kickoff return yards.
- Whatley's **762** kickoff return yards in 2012 ranked **4th** on the single-season list.
- He rushed for a career-best 657 yards and three touchdowns in 2013 despite playing only six snaps the final three regular season games with an injury.

LB T.T. BARBER

- Barber's **119** total tackles in 2013 went down as the most by a Blue Raider since Roosevelt Colvard had 120 in 1986. Barber enters the BYU game with **218** total tackles and needs **52** more to move into a tie for 10th on the all-time list at MT.
- Registered his **6th** career interception in the win over UAB earlier this season.
- Barber ranked **35th** nationally in total tackles last year (9.2) and **21st** in solo tackles per game (5.6).
- Barber had a personal-best **15** tackles at BYU in 2013.
- Turned in a season-high **14** stops at Minnesota this year.
- Had five double digit tackle games in 2013 and nine or more in a game eight times. Owns **six** double digit tackle games for his career.

- Earned first team all-conference honors and was named Team MVP by the media at the Armed Forces Bowl in 2013.
- Is on the 2014 Lombardi Watch List.

RAIDER ROUNDUP

- The top scoring quarter in the Rick Stockstill era is the **second quarter**. Here is a combined total for each quarter: 1st - 683 points; 2nd - **839** points; 3rd - 579 points; 4th - 755 points, and 33 in overtime.
- Under Rick Stockstill, the Blue Raiders have scored on their opening possession **38** times in 108 games (26 TDs) while the opposition has scored 35 times on its first possession of the game.
- When both teams are held under 20 points, the Blue Raiders are 3-0 under Rick Stockstill.
- As a FBS (I-A) member (187 games), the Blue Raiders have scored 50 or more points 15 times.
- The Blue Raiders are **67-10** in the FBS era when leading at the half and are **73-9** when leading a game entering the 4th quarter during that time.
- When trailing at the half, the Blue Raiders are just 17-80 in the FBS (I-A) era.
- The Blue Raiders have scored in **211** of their last **217** games and broke a string of scoring in 55 straight when they were shutout at Tennessee in 2011. MT has been shutout five other times during the FBS era. The Blue Raiders were shutout 10-0 on the road against UL-Monroe in 1999, 55-0 in 2000 at Florida, 59-0 at Oklahoma in 2006, a 44-0 setback at LSU in 2007, and 45-0 at Arkansas State in 2012. MT has scored in **98** straight home games (last shutout was 9/23/1995 vs Murray State).
- Largest Margin of Victory in the I-A era: 56 points vs UConn 11/4/00 (66-10) ... Largest Margin of Defeat in the I-A era: 59 points vs Oklahoma 9/23/06 (59-0).

RAIDERS IN THE NFL

- MT currently has five players on NFL rosters. Erik Walden (Colts), Benny Cunningham (Rams), Sammy Seamster (Dolphins), Jamari Lattimore (Packers) and Josh Walker (Packers).

ACADEMICS A TOP PRIORITY FOR BLUE RAIDERS

- Academic success at MT has been a high priority for ninth year coach Rick Stockstill. Under his reign, the Blue Raiders have seen **138 of 143 (97%)** student-athletes earn their degree entering the 2014 season. MT, who also owns an impressive APR score of 972, has been publicly recognized by the NCAA for APR success twice in the last four years. Also under Stockstill, the Blue Raiders have taken home six Academic All-District honors and produced an Academic All-American.

TEAM STATS UNDER RICK STOCKSTILL

Category	2013	2012	2011	2010	2009	2008	2007	2006
Rushing Offense	199.3	176.67	146.75	180.77	186.00	106.92	134.75	131.15
Passing Offense	208.2	216.08	254.33	191.15	235.69	241.67	202.08	154.38
Total Offense	407.5	392.75	401.08	371.92	421.69	348.58	336.83	285.54
Scoring Offense	29.0	26.58	22.25	26.46	32.00	22.83	25.67	22.77
Rushing Defense	199.7	188.25	229.50	187.92	136.77	153.50	199.83	120.23
Pass Defense	203.4	252.58	211.58	199.00	218.08	212.83	215.33	204.31
Total Defense	403.1	440.83	441.08	386.92	354.85	366.33	415.17	324.54
Scoring Defense	26.2	28.00	36.75	28.08	23.69	24.92	28.25	23.23
Net Punting	34.9	35.31	35.82	36.54	33.46	32.22	36.17	35.14
Punt Returns	6.8	3.00	10.74	6.44	6.46	6.23	7.21	8.35
Kickoff Returns	21.6	25.66	19.30	25.11	19.63	19.27	20.57	23.07
Turnover Margin	+90	+83	-67	-1.46	+92	+25	+92	+46
Fumbles Recovered	18	16	16	8	14	12	12	13
Passes Intercepted	15	12	4	11	19	11	18	14
Fumbles Lost	13	10	13	14	6	9	10	10
Passes Had Intercepted	15	8	15	24	15	11	9	11
Turnovers Gained	33	28	20	19	33	23	30	27
Turnovers Lost	21	18	28	38	21	20	19	21
Passing Efficiency	121.96	137.12	116.79	108.49	125.67	129.67	136.40	114.12
Pass Efficiency Defense	125.94	147.50	143.65	123.49	112.29	127.32	122.63	125.92
Fewest Penalties	4.15	5.67	4.83	6.15	6.23	5.67	6.50	5.54
Fewest Yards Penalized	42.69	45.75	42.58	55.85	57.31	50.58	55.92	42.46
Sacks	2.07	1.17	1.58	2.62	2.92	2.08	2.42	2.77
Tackles for Loss	5.15	4.50	6.08	7.38	8.62	7.17	6.50	8.08
Sacks Allowed	1.20	.58	.67	1.77	1.46	1.25	2.08	2.15
3rd-Down Conversion Pct.	46.35	42.86	40.10	37.69	35.41	40.44	33.70	40.00
4th-Down Conversion Pct.	37.50	66.67	33.33	58.33	38.10	43.48	62.50	46.20
3rd-Down Defense	47.82	50.58	48.97	38.16	35.71	41.48	42.00	36.50
Time of Possession	28:12	28:27	25:51	25:12	27:30	28:59	30:14	32:11
First Downs	21.84	20.17	21:67	18.62	19.38	18.67	17.33	15.84
Red Zone Offense	.77	.82	.68	.79	.81	.76	.75	.92

HEAD COACH **RICK STOCKSTILL**

Florida State (1982) ■ 56-52 in 9th Season at Middle Tennessee ■ 2-Time Coach of the Year ■ T16th as longest tenured coach in FBS



Stockstill Bio

Wife: Sara
Born: December 23, 1957

Children: Brent and Emily
Education: Florida State, B.S. Physical Ed., 1982

Year	School	W-L	Pct.	Conf.	Note
2006	Middle Tennessee	7-6	.538	6-1	Shared Sun Belt Championship; Motor City Bowl
2007	Middle Tennessee	5-7	.416	4-3	
2008	Middle Tennessee	5-7	.416	3-4	Upset Maryland at home
2009	Middle Tennessee	10-3	.769	7-1	Won New Orleans Bowl; 1st SBC team to win 10 games
2010	Middle Tennessee	6-7	.462	5-3	GoDaddy.com Bowl
2011	Middle Tennessee	2-10	.200	1-7	
2012	Middle Tennessee	8-4	.667	6-2	Upset Georgia Tech on road
2013	Middle Tennessee	8-5	.615	6-2	Bell Helicopter Armed Forces Bowl
2014	Middle Tennessee	5-3	.625	4-1	Longest tenured coach in C-USA
Total		56-52	.519	42-24	

Winning on the field, off the field and having a first-class football program from top to bottom is the goal of any University at the highest level of intercollegiate athletics. That is exactly what Middle Tennessee has as a result of the leadership of Head Coach Rick Stockstill.

In his ninth season at the helm of the Blue Raiders, Stockstill has captured a league title, won the 2009 New Orleans Bowl, made four bowl appearances, been bowl eligible five times, earned two public recognition awards from the NCAA for APR success, appeared on television 71 times, produced six of the top eight crowds in Floyd Stadium history, and had back-to-back eight-win seasons for the first time in 21 years.

Under his watch, the Blue Raiders have also produced five all-American's, including one academic all-American, three defensive players of the year, and two bowl game MVP's. Middle Tennessee also became the first Sun Belt team to win 10 games in a season, and set the Floyd Stadium single-game attendance record. He also has four NFL Draft picks with Erik Walden in 2008, Chris McCoy in 2010, Rod Issac in 2011, and Jimmy Staten in 2014.

Some regard the 2012 season as his best coaching job after leading the Blue Raiders to the nation's biggest win improvement from the previous year. His seventh MT squad went 8-4, won an FBS school record five road games, received votes in the ESPN/USA Today Coaches Poll three straight weeks, and upset ACC Coastal Division Champion Georgia Tech. Along the way, he produced a freshman all-American, eight all-conference players, and a national offensive player of the week.

In 2010, Stockstill's team battled back from a tough start to make back-to-back bowl games for the first time in school history. The coach also had an Academic All-American in Jeremy Kellem, the SBC Defensive Player of the Year in Jamari Lattimore, and a total of nine players who were recognized on the All-Conference team.

The 2009 season was one for the record books as that squad accomplished what few believed possible with an FBS-record 10 wins, a final ranking of 33rd nationally in the ESPN/USA Today Coaches poll, a bowl victory, a seven-game winning streak, the most Sun Belt victories in school history, five road victories, and a second straight undefeated month of November. It all resulted in Stockstill being named Sun Belt Conference Co-Coach

of the Year and 11 players earning All-Conference honors, including co-Defensive Player of the Year Chris McCoy, who was taken in the 7th round of the NFL Draft by the Miami Dolphins. To top things off, quarterback Dwight Dasher earned New Orleans Bowl MVP honors and became just the fourth player in NCAA history to pass for more than 2,500 yards and rush for 1,000 yards in the same season.

Stockstill, who owns upsets over Maryland (2008 and 2009) and Georgia Tech (2012), has also shown a commitment to academics during his tenure. The Blue Raiders have gone from an APR score of 892 to a very impressive 983, the biggest increase of any program in the country. The Blue Raiders were also crowned with the Sun Belt Conference Academic Award on two occasions (2006-07, 2007-08) and earned two public recognition awards from the NCAA for APR success (2011, 2012). For his efforts, Stockstill was inducted as an honorary member into Phi Kappa Phi Honor Society in April 2010.



STOCKSTILL'S RECORD

Overall Record.....	56-52
Playing at Home	30-17
Playing on the Road.....	25-31
Playing at a Neutral Site.....	1-4
In bowl games	1-3
In overtime	2-1
In August	3-2
In September	17-18
In October.....	15-16
In November.....	19-10
In December	2-5
In January.....	0-1
Day games.....	28-21
Night games (after 6 PM).....	28-31
vs Top 25	0-5
Wins vs Big 5 conference members.....	3
Outrushing opponent	42-7
When rushing for 300 yards.....	6-0
Outrushed by opponent.....	14-45
When allowing 300 or more yards rushing	1-9
Outpassing opponent	32-24
When passing for 300 or more yards.....	8-3
Outpassed by opponent.....	24-28
When allowing 300 yards passing.....	8-9

When allowing 400 yards passing.....	2-1
More total offense than opponent	38-10
When having 500+ total offense.....	13-2
When having 600+ total offense.....	3-0
When allowing 500+ total offense.....	5-15
When allowing 600+ total offense.....	2-1
Committing fewer turnovers.....	41-12
Committing more turnovers.....	5-31
0-30:00 time of possession	31-38
30:01-plus of time of possession.....	25-14
Scoring first	39-16
Opponent scores first.....	17-36
When leading at the half	39-5
When leading after third quarter	45-5
Scoring 0-10 points.....	1-14
Scoring 11-20 points.....	3-23
Scoring 21-30 points.....	10-12
Scoring 31-40 points.....	23-2
Scoring 41-plus points	19-1
Individual 100-yard rusher.....	32-6
Individual 200-yard rusher.....	4-0
With two 100-yard rushers	4-0
Opponent has 100-yard rusher	18-27
Games Decided by 1 Point.....	5-1
Games Decided by 3 Points or Less.....	12-6
Games Decided by 7 Points or Less.....	18-12

TOPPLAYS/PERFORMANCESUNDERRICKSTOCKSTILL

Big Plays (60 or more yards)			
Yards	Type	Player	Opponent
*100	FR	Rod Issac	WKU (2010)
*98	R	Jordan Parker	Troy (2012)
*97	KR	Eric Russell	WKU (2010)
*96	KR	Reggie Whately	WKU (2012)
*94	P	Craddock to Grigsby	ULM (2007)
*93	P	Kilgore to Henry	UAB (2013)
*94	KR	Damon Nickson	FAU (2006)
*92	KR	Phillip Tanner	UNT (2008)
*89	KR	Bradley Robinson	ULM (2007)
*88	KR	Damon Nickson	UL (2006)
85	KR	Reggie Whately	McNeese (2012)
*82	P	Kilgore to Whately	Troy (2011)
*80	P	D. Dasher to Kyles	ASU (2009)
*79	R	Phillip Tanner	Louisville (2007)
*78	P	Craddock to McNair	Louisville (2007)
*77	INT	Kevin Byard	Troy (2012)
*76	PR	Kevin Byard	ODU (2014)
76	R	Eugene Gross	FAU (2006)
*75	P	L. Kilgore to M. Henry	GT (2012)
*74	R	Dwight Dasher	FAU (2009)
74	KR	Desmond Gee	WKU (2009)
*73	P	Marks to Gee	USC (2006)
*72	P	Kilgore to Griswold	UNT (2012)
*71	P	Dasher to McNair	FIU (2007)
*70	R	Dwight Dasher	FIU (2009)
*70	INT	Rod Issac	ULM (2010)
69	P	Kilgore to Griswold	UTEP (2013)
*68	INT	Kevin Byard	Memphis (2012)
*68	FR	Chris McCoy	Clemson (2009)
*67	R	Reggie Whately	UAB (2014)
*66	P	Craddock to Gee	ULM (2007)
*66	R	Phillip Tanner	UNT (2008)
*65	P	Grammer to Perkins	UAB (2014)
*65	R	Jordan Parker	WCU (2013)
*64	R	Reggie Whately	USM (2014)
*64	R	Reggie Whately	FAU (2013)
64	INT	Eric Russell	FAU (2011)
*62	P	Kilgore to Beyah	ULL (2010)
*62	P	Craddock to Gee	UK (2008)
*61	PR	Ed Marques Batties	SSU (2014)
*61	R	Dwight Dasher	UM (2007)
61	KR	Phillip Tanner	TTU (2006)
*60	R	Benny Cunningham	GT (2012)
60	KR	Reggie Whately	UNT (2012)

*touchdown

Defensive Touchdowns			
Yards	Type	Player	Opponent
100	FR	Rod Issac	WKU (2010)
77	INT	Kevin Byard	Troy (2012)
70	INT	Rod Issac	ULM (2010)
68	INT	Kevin Byard	Memphis (2012)
68	FR	Chris McCoy	Clemson (2009)
56	INT	Jeremy Kellem	ULM (2009)
51	INT	Kevin Byard	USM (2013)
51	INT	Kevin Byard	FIU (2013)
50	FR	Justin Rainey	FAU (2006)
42	FR	Rod Issac	ASU (2007)
40	INT	Stephen Roberts	UAB (2013)
40	FR	Lonnie Clemons	TTU (2006)
38	INT	Darin Davis	APSU (2010)
28	INT	Damon Nickson	UL (2006)
25	FR	Jared Singletary	UNC (2013)
24	INT	T.T. Barber	USM (2013)
20	FR	Trey Wafford	SSU (2014)
20	INT	Jamari Lattimore	UL (2009)
14	INT	Jeremy Kellem	Louisville (2008)
11	FR	Jeremy Kellem	ASU (2009)

200-Yard Passing Games			
Yards	C-A-1	Player	Opponent
415	28-48-1	Logan Kilgore	Troy (9/24/11)
401	22-29-0	Joe Craddock	ULM (11/3/07)
355	22-35-0	Dwight Dasher	WKU (10/24/09)
352	21-37-1	Joe Craddock	UK (9/13/08)
349	20-30-0	Logan Kilgore	UNT (10/27/12)
332	21-26-0	Austin Grammer	USM (10/4/13)
330	27-45-1	Logan Kilgore	Purdue (9/3/11)
325	19-27-1	Logan Kilgore	UTEP (11/30/13)
324	27-44-2	Dwight Dasher	Maryland (9/19/09)
301	23-36-1	Jeff Murphy	APSU (9/11/10)

290	14-26-2	Joe Craddock	Louisville (9/6/07)
282	23-47-1	Logan Kilgore	WKU (10/6/11)
277	22-40-1	Logan Kilgore	Marshall (10/24/13)
274	26-40-1	Logan Kilgore	Memphis (10/11/11)
269	17-20-0	Logan Kilgore	FIU (11/9/2013)
269	21-43-0	Dwight Dasher	UNT (9/26/09)
268	24-35-0	Joe Craddock	FAU (9/30/08)
268	25-35-1	Joe Craddock	ASU (9/20/08)
267	17-30-0	Logan Kilgore	FIU (10/13/12)
263	15-26-1	Dwight Dasher	ASU (11/21/09)
259	25-30-0	Austin Grammer	ODU (9/26/14)
256	28-40-0	Joe Craddock	Maryland (9/6/08)
255	22-38-3	Austin Grammer	Minnesota (9/6/14)
253	22-30-0	Logan Kilgore	Memphis (9/15/12)
251	19-31-1	Joe Craddock	UNT (11/22/08)
251	25-37-2	Clint Marks	CMU (12/26/06)
250	15-17-0	Austin Grammer	SSU (8/30/14)
246	17-23-1	Logan Kilgore	GT (9/29/12)
245	28-37-2	Logan Kilgore	ECU (10/5/13)
245	24-44-0	Dwight Dasher	Troy (10/6/09)
242	22-28-1	Joe Craddock	UL (12/3/08)
240	27-41-1	Logan Kilgore	McNeese (8/30/12)
240	10-17-0	Dwight Dasher	FIU (9/29/07)
244	14-23-1	Dwight Dasher	FIU (12/4/10)
244	19-26-1	Clint Marks	UL (10/28/06)
239	22-40-2	Logan Kilgore	UL (10/29/11)
238	23-34-1	Logan Kilgore	ULM (10/6/2012)
237	24-35-1	Austin Grammer	Memphis (9/20/14)
235	23-40-0	Joe Craddock	MSU (10/25/08)
234	19-24-1	Clint Marks	ULM (10/21/06)
233	16-29-0	Logan Kilgore	USA (11/17/12)
231	18-26-0	Dwight Dasher	Memphis (9/12/09)
230	16-26-1	Dwight Dasher	Memphis (10/13/07)
224	22-36-1	Logan Kilgore	Memphis (9/14/13)
219	28-48-0	Jeff Murphy	ASU (11/19/11)
219	11-19-1	Dwight Dasher	ULM (10/23/10)
219	16-25-0	Dwight Dasher	UL (11/14/09)
218	17-28-0	Austin Grammer	WKU (9/13/14)
218	19-33-2	Logan Kilgore	Navy (12/30/13)
218	28-39-2	Logan Kilgore	FAU (10/22/11)
216	13-20-0	Joe Craddock	ULM (11/8/08)
216	22-41-1	Clint Marks	Maryland (9/9/06)
212	19-29-0	Joe Craddock	WKU (11/15/08)
211	21-35-3	Logan Kilgore	UNC (9/7/13)
207	21-36-1	Logan Kilgore	UL (9/25/10)
204	20-42-3	Dwight Dasher	Clemson (9/5/09)
201	25-37-1	Austin Grammer	Marshall (10/11/14)
200	20-32-1	Joe Craddock	Troy (8/28/08)

100-Yard Rushing Games			
Yards	Att.	Player	Opponent
230	36	Benny Cunningham	FIU (2012)
217	27	Benny Cunningham	GT (2012)
208	21	Eugene Gross	FAU (2006)
201	26	Dwight Dasher	So. Miss (2009)
180	19	Dwight Dasher	Memphis (2007)
178	18	Dwight Dasher	FIU (2009)
177	20	D.D. Kyles	UL (2009)
159	14	Phillip Tanner	North Texas (2008)
158	31	Jordan Parker	ODU (2014)
156	22	Jordan Parker	WCU (2013)
155	15	Reggie Whately	UAB (2013)
154	10	Reggie Whately	FAU (2013)
154	24	Jordan Parker	USA (2012)
150	15	Phillip Tanner	FAU (2010)
149	32	Jordan Parker	WKU (2012)
144	9	Phillip Tanner	Louisville (2007)
141	19	Jordan Parker	Troy (2012)
140	13	D.D. Kyles	FAU (2009)
127	21	Jordan Parker	Marshall (2013)
127	18	Phillip Tanner	APSU (2010)
125	19	Austin Grammer	WKU (2014)
125	23	William Pratcher	FAU (2011)
120	15	Jeremiah Bryson	UTEP (2013)
117	17	Jordan Parker	FAU (2012)
117	19	Benny Cunningham	Troy (2011)
115	28	Jordan Parker	FAU (2013)
110	22	D.D. Kyles	FIU (2009)
109	22	Jordan Parker	UNC (2013)
108	14	Dwight Dasher	FAU (2009)
106	15	Austin Grammer	UNT (2013)
106	19	William Pratcher	WKU (2011)
105	15	D.D. Kyles	Memphis (2011)

104	16	Reggie Whately	Marshall (2013)
104	14	Drayton Calhoun	FAU (2012)
104	17	Phillip Tanner	UL (2010)
103	19	Shane Tucker	USM (2013)
100	10	Reggie Whately	USM (2014)
100	21	Eugene Gross	ULM (2006)
100	14	Jordan Parker	Marshall (2014)
100	7	Reggie Whately	UAB (2014)

100-Yard Receiving Games			
Yards	Rec.	Player	Opponent
164	11	Eldred King	MSU (2008)
149	6	Chris McClover	WKU (2009)
148	8	Anthony Amos	FIU (2012)
140	3	Kyle Griswold	UNT (2012)
139	4	Desmond Gee	ULM (2007)
136	5	Marcus Henry	UAB (2013)
128	9	Anthony Amos	Memphis (2012)
121	8	Anthony Amos	UNT (2012)
117	5	Malcolm Beyah	UK (2008)
113	6	Harold Turner	WKU (2009)
113	9	Patrick Honeycutt	FAU (2008)
110	7	Chris McClover	MD (2009)
109	6	Desmond Gee	ULM (2006)
109	2	Jonathan Grigsby	ULM (2007)
106	3	Desmond Gee	UK (2008)
106	4	Devin Clarke	USM (2014)
104	4	Kyle Griswold	FIU (2011)
103	6	Taron Henry	UNT (2007)
102	4	Anthony Amos	FAU (2012)
101	5	Kyle Griswold	UTEP (2013)
101	7	Tavarres Jefferson	UNC (2013)
100	7	Anthony Amos	WKU (2011)

Special Teams Touchdowns			
Yards	Type	Player	Opponent
97	KR	Eric Russell	WKU (2010)
96	KR	Reggie Whately	WKU (2012)
94	KR	Damon Nickson	FAU (2006)
92	KR	Phillip Tanner	UNT (2008)
89	KR	Bradley Robinson	ULM (2007)
88	KR	Damon Nickson	UL (2006)
76	PR	Kevin Byard	ODU (2014)
61	PR	Ed Batties	SSU (2014)
57	PR	Kyle Griswold	WCU (2013)
32	PBR	Michael Cannon	FAU (2007)
29	PBR	Sherman Neal	FAU (2009)
3	PBR	Chris Brown	Marshall (2013)



ACADEMICS FIRST

Middle Tennessee has **10** football student-athletes playing the 2014 season with a degree in hand. The players are Isaiah Anderson, Darrell Baptist, Leighton Gasque, Christian Henry, Patrick Hughes, John Kelly, Pat McNeil, Chris Sharpe, Max Ugboaja, and Reggie Whatley.

Under Stockstill **138 of 143** student-athletes who have exhausted their eligibility own degrees. The program has also been publicly recognized by the NCAA for APR success twice in four years.

FEATURE STORY NOTEBOOK

GASQUE INTERNS AT NASA

■ Linebacker Leighton Gasque, who has led the Blue Raiders in sacks the last three years, had a very interesting summer. The senior conducted an internship in California at NASA where he shadowed NASA researchers and even participated in some aviation experimental programs. "I either want to go into the research side of NASA or look into human factors — which is like engineering for humans, looking at how humans deal with automated technology," Gasque said.

FATHER AND SON

■ Middle Tennessee is one of just seven programs this season where the head coach's son is a member of the team. Rick Stockstill and quarterback Brent Stockstill join the following in 2014:

Boston College	Steve Addazio	Louie (TE)
Colorado	Mike MacIntyre	Jay (WR)
Iowa	Kirk Ferentz	Steve (OL)
Iowa State	Paul Rhoads	Jake (WR)
Utah	Kyle Whittingham	Alex (LB)
Wisconsin	Gary Andersen	Chasen (LB)

The Stockstill's are the only head coach/quarterback combination and the first father-son duo at Middle Tennessee since 1968. Assistant coach Joe Black Hayes was on staff when his son, Rodney, played from 1965-68.

HANDY WITH THE GUITAR

■ Offensive lineman Hunter Rogers played at his first honky tonk in Nashville last April and then a week later performed at the Raiders Choice Awards. At the RCA's, Rogers played the guitar and sang solo.

JOHNSON SAVES OLYMPIAN

■ On April 16, 2013 offensive lineman Darius Johnson was helping out with the Special Olympics on campus. Johnson met 10-year old Brittany Eyrich during the

competition then moments later noticed her having a seizure. Eyrich needs to take her medication privately and quickly, so Johnson immediately picked her up and carried her across the field to a suitable location. Johnson did this while in a walking boot following a sprained ankle. Eyrich's mother said he saved her life. "I called (Johnson) and thanked him from the bottom of my heart. He didn't have to do what he did," Theresa Eyrich said. "Those seizures can get bad if she isn't treated, but we couldn't carry her. If he didn't jump in there and help, it could have gotten very bad very quickly."

RHODES GETS WAIVER

■ Sophomore Steven Rhodes joined the MT football program in 2013 following five years of service in the U.S. Marines. Following his enrollment, the NCAA originally said he only had two years of eligibility and would have to sit out the 2013 season since he played recreational football on base for a two-year period. The story went national on August 18 and by 4 PM on August 19 the NCAA issued a statement saying Rhodes could play immediately and had four years of eligibility.

WARRIOR AWARDS

(as selected by the coaches)

Game	Offense	Defense	Special Teams
SSU	Pennycuff	Kelly	C. Brown
UM	Batties	Huff	Pennycuff
WKU	Grammer	Wafford	Clark
UM	Anderson	Barber	Y. Wells
ODU	Parker	Bastien	Byard
USM	Clarke	Lockett	Whatley
MU	Parker	Bastien	Clark
UAB	Bryson	Byard	Eads
BYU			
FIU			
FAU			
UTEP			

UNIFORM COMBOS

PANTS	JERSEY	HELMET	
Blue	White	Silver	13-7
Blue	White	Black	1-0
Blue	White	White	1-1
Blue	Silver	Silver	2-3
Blue	Blue	Silver	4-7
Blue	Silver	Black	1-0
Blue	Black	Black	1-0
Blue	White	Blue	0-1
Blue	Blue	Chrome	1-0
White	White	White	2-1
White	White	Blue	0-1
White	Blue	Silver	16-17
White	White	Silver	4-9
White	Black	Silver	0-1
White	Silver	Silver	1-2
White	Blue	White	2-0
White	Black	Black	1-0
Black	Black	Silver	2-2
Black	Black	Black	3-0
Black	Silver	Silver	1-0
TOTAL			56-52

UPCOMING BIRTHDAYS

Nov. 6, 1993	William Beaird
Nov. 7, 1994	Jevontey Smith
Nov. 7, 1995	DJ Sanders
Nov. 13, 1993	Jamarcus Howard
Nov. 14, 1991	Devin Clarke
Nov. 16, 1993	Chris Hale
Nov. 21, 1991	Ed'Marques Batties

2014 C-USA FOOTBALL CHAMPIONSHIP GAME/C-USA BOWL GAMES



C-USA BOWL OVERVIEW 2014-2019

Conference USA will have 10 bowl affiliations through the 2019 season, securing a minimum of five berths annually and offering fans a number of great destinations between the Atlantic and the Pacific Oceans.

Conference USA has agreements with three new bowls: the Bahamas Bowl, Boca Raton Bowl and Miami Beach Bowl, along with a first-time agreement with the Gildan New Mexico Bowl in Albuquerque. Additionally, C-USA maintains relationships with three ESPN-owned bowls: Beef 'O' Brady's Bowl in St. Petersburg, Fla., Heart of Dallas Bowl, and the Sheraton Hawai'i Bowl in Honolulu, as well as the R+L Carriers New Orleans Bowl.

Conference USA has secondary agreements with two bowls also located right within the league's footprint, giving teams the opportunities to participate in the Lockheed Martin Armed Forces Bowl in Fort Worth, Texas and the Duck Commander Independence Bowl in Shreveport, La.

In these bowls, Conference USA will have the opportunity to face opponents from the American Athletic, Big 12, Big Ten, Mid-American, Mountain West and Sun Belt Conferences.

C-USA BOWL 2014 SYNOPSIS

Conference USA has five primary agreements and one secondary agreement for the 2014 season. The Bahamas, Boca Raton, Gildan New Mexico, Heart of Dallas and Sheraton Hawai'i Bowls are primary agreements. The Duck Commander Independence Bowl is a secondary agreement.

Conference USA's champion will select which bowl it would like to attend and the remainder of the selections will follow after that, with no particular set order.

Conference USA will begin its partnership with the Gildan New Mexico Bowl to begin its bowl season on Saturday, December 20, at 12:20 p.m. MT in Albuquerque, N.M. The league's representative will be matched up against an opponent from the Mountain West Conference. C-USA has previously participated in the New Mexico Bowl one time, as UTEP faced BYU in 2010.

The league will be a part of two brand-new bowls in warm, sunny climates when it faces a Mid-American Conference opponent in both the Boca Raton and Bahamas Bowls. The Boca Raton Bowl will be held at FAU Stadium on the Florida Atlantic campus, with the inaugural game set for Tuesday, December 23 at 6 p.m. EST. The Bahamas Bowl is the only postseason game held outside of the United States and it will take place on December 24 at Noon EST at Thomas A. Robinson National Stadium. Both games will be televised by ESPN.

Later on Wednesday, December 24, C-USA will compete in the Sheraton Hawai'i Bowl in Honolulu for the 10th time in the bowl's 13-year history. The league's representative will face a Mountain West Conference opponent in the

game, which will kick off at 3 p.m. HT (8 p.m. ET) and be televised by ESPN.

C-USA will participate in the Heart of Dallas Bowl at historic Cotton Bowl Stadium on Friday, December 26. The league's representative will face an opponent from the Big Ten Conference in a game that will air on ESPN, beginning at 11 a.m. CST. North Texas is the defending Heart of Dallas Bowl champion.

The league also has a secondary agreement to play in the Duck Commander Independence Bowl in Shreveport, La., should the ACC or SEC not be able to provide a team for the game. The 38th annual game will take place this December on ESPN.

As a member of the College Football Playoff, Conference USA will be a part of one of the College Football Playoff bowls if it has the highest rated champion from among the American, C-USA, Mid-American, Mountain West and Sun Belt Conferences.

COLLEGE FOOTBALL PLAYOFF

Beginning with the 2014-15 season, college football will enter a new era when a postseason playoff will begin. The format is simple: top four teams, two semifinals played in bowl games, and a national championship game played in a different city each year. Each semifinal will be played during the New Year's holiday with the national championship game in prime time on a Monday night at least a week later. It will be the best of all worlds, and the biggest innovation to the sport in decades.

2014 C-USA BOWL TIES



2014 SECONDARY AGREEMENT



2014-15 COLLEGE FOOTBALL BOWL SCHEDULE

Date	Bowl	Matchup	Location	Time	Network
TBA	AutoZone Liberty Bowl	SEC vs. Big 12	Memphis, Tenn.	TBA	TBA
TBA	Birmingham Bowl	SEC vs. American	Birmingham, Ala.	TBA	TBA
TBA	Valley of the Sun Bowl	Big Ten vs. Big 12	Tempe, Ariz.	TBA	TBA
TBA	Duck Commander Independence Bowl	ACC vs. SEC (or C-USA)	Shreveport, La.	TBA	TBA
TBA	Franklin Amer. Mortgage Music City Bowl	SEC vs. ACC/Big Ten	Nashville, Tenn.	TBA	TBA
TBA	Military Bowl	ACC vs. American	Annapolis, Md.	TBA	TBA
TBA	Russell Athletic Bowl	ACC vs. Big 12	Orlando, Fla.	TBA	TBA
Dec. 20	R+L Carriers New Orleans Bowl	Sun Belt vs. Mountain West	New Orleans, La.	11 a.m.	ESPN
Dec. 20	Gildan New Mexico Bowl	Mountain West vs. C-USA	Albuquerque, N.M.	2:20 p.m.	ESPN
Dec. 20	Royal Purple Las Vegas Bowl	Mountain West vs. Pac-12	Las Vegas, Nev.	12:30 p.m.	ABC
Dec. 20	Famous Idaho Potato Bowl	Mountain West vs. MAC	Boise, Idaho	5:30 p.m.	ESPN
Dec. 20	Raycom Media Camellia Bowl	MAC vs. Sun Belt	Montgomery, Ala.	8:15 p.m.	ESPN
Dec. 22	Miami Beach Bowl	American vs. BYU	Miami, Fla.	2 p.m.	ESPN
Dec. 23	Boca Raton Bowl	C-USA vs. MAC	Boca Raton, Fla.	6 p.m.	ESPN
Dec. 23	San Diego Co. Credit Union Poinsettia Bowl	Mountain West vs. Navy	San Diego, Calif.	9:30 p.m.	ESPN
Dec. 24	Bahamas Bowl	C-USA vs. MAC	Nassau, Bahamas	12 p.m.	ESPN
Dec. 24	Sheraton Hawai'i Bowl	C-USA vs. Mountain West	Honolulu, Hawaii	8 p.m.	ESPN
Dec. 26	Heart of Dallas Bowl	C-USA vs. Big Ten	Dallas, Texas	Noon	ESPN
Dec. 26	Detroit Bowl	ACC vs. Big Ten	Detroit, Mich.	TBA	TBA
Dec. 26	Bitcoin St. Petersburg Bowl	ACC vs. American	St. Petersburg, Fla.	8 p.m.	ESPN
Dec. 27	New Era Pinstripe Bowl	Big Ten vs. ACC	New York, N.Y.	TBA	ESPN
Dec. 27	Hyundai Sun Bowl	Pac-12 vs. ACC	El Paso, Texas	2 p.m.	CBS
Dec. 27	National University Holiday Bowl	Pac-12 vs. Big Ten	San Diego, Calif.	10:15 p.m.	ESPN
Dec. 29	AdvoCare Texas Bowl	Big 12 vs. SEC	Houston, Texas	6 p.m.	ESPN
Dec. 30	Belk Bowl	ACC vs. SEC	Charlotte, N.C.	3:20 p.m.	ESPN
Dec. 30	San Francisco Bowl	Pac-12 vs. Big Ten	San Francisco, Calif.	10 p.m.	ESPN
Dec. 31	Orange Bowl	ACC/At-Large vs. At-Large	Miami, Fla.	TBA	ESPN
Dec. 31	Peach Bowl	At-Large vs. At-Large	Atlanta, Ga.	7:30 p.m.	ESPN
Dec. 31	Fiesta Bowl	At-Large vs. At-Large	Glendale, Ariz.	8:30 p.m.	ESPN
Jan. 1	AT&T Cotton Bowl	At-Large vs. At-Large	Arlington, Texas	7:30 p.m.	FOX
Jan. 1	Outback Bowl	Big Ten vs. SEC	Tampa, Fla.	1 p.m.	ESPN2
Jan. 1	Capital One Bowl	SEC vs. Big Ten	Orlando, Fla.	1 p.m.	ESPN
Jan. 1	Rose Bowl Game presented by Vizio	Playoff Semifinal Game	Pasadena, Calif.	5 p.m.	ESPN
Jan. 1	Allstate Sugar Bowl	Playoff Semifinal Game	New Orleans, La.	8:30 p.m.	ESPN
Jan. 2	Lockheed Martin Armed Forces Bowl	American vs. Army	Fort Worth, Texas	12 p.m.	ESPN
Jan. 2	Valero Alamo Bowl	Big 12 vs. Pac-12	San Antonio, Texas	6:45 p.m.	ESPN
Jan. 2	Taxslayer.com Bowl	Big Ten/ACC vs. SEC	Jacksonville, Fla.	TBA	ESPN
Jan. 4	GoDaddy.com Bowl	Sun Belt vs. MAC	Mobile, Ala.	9 p.m.	ESPN
Jan. 12	National Championship Game	Semifinal Winners	Arlington, Texas	8:30 p.m.	ESPN

MIDDLE TENNESSEE DEPTH CHART

Offense

QB	2 Austin Grammer	6-2	204	r-So.
	12 Brent Stockstill	6-0	192	Fr.
	11 A.J. Erdely	6-3	209	r-Fr.
RB	1 Shane Tucker	6-0	220	So.
	25 Reggie Whatley	5-7	179	r-Sr.
	5 Jeremiah Bryson	5-8	194	r-Jr.
	6 Jordan Parker	6-1	218	Jr.
FB	41 Chase Pennycuff	6-0	259	r-Jr.
	45 Jordan Willis	5-10	217	r-Fr.
LT	75 Darius Johnson	6-3	300	r-Jr.
	70 Conner Trent	6-5	305	r-Fr.
LG	64 David Adams	6-3	280	So.
	62 Patrick Hughes	6-4	296	r-Sr.
C	66 Daniel Stephens	6-2	301	So.
	72 Jonah Sells	6-4	289	r-Sr.
RG	63 Josh Chester	6-3	295	r-So.
	54 Jaylen Hunter	6-4	284	r-Jr.
RT	73 Isaiah Anderson	6-4	272	r-Sr.
	65 Hunter Rogers	6-7	302	r-So.
TE	89 Tyler Barron	6-4	236	r-Jr.
	82 William Wilson	6-2	248	r-Jr.
WR (X)	80 Ed'Marques Batties	6-0	195	r-Jr.
	16 Chris Perkins	6-3	223	Sr.
WR (H)	19 Marcus Henry	6-0	195	Sr.
	13 Demetrius Frazier	5-10	200	r-So.
WR (Y)	84 Terry Pettis	6-5	229	r-So.
	81 Christian Collis	6-0	206	r-Jr.
WR (Z)	86 Devin Clarke	5-11	176	Sr.
	85 Shannon Smith	6-2	217	r-Fr.

Special Teams

KR	25 Reggie Whatley	5-7	179	r-Sr.
	80 Ed'Marques Batties	6-0	195	r-Jr.
PR	80 Ed'Marques Batties	6-0	195	r-Jr.
	4 Jared Singletary	5-8	171	r-Jr.
P	44 Zachary Lopez	5-11	202	r-Jr.
	20 Sean O'Kane	6-3	199	Sr.
PK	87 Cody Clark	6-1	178	r-So.
	44 Zachary Lopez	5-11	202	r-Jr.

Defense

LE	55 Shubert Bastien	6-5	252	Sr.
	43 Jahmal Jones	6-3	216	r-Fr.
LT	51 Shaquille Huff	6-1	298	r-So.
	97 Raynard Felton	6-4	282	r-So.
RT	92 Patrick McNeil	6-1	311	r-Sr.
	99 Jimal McBride	6-2	303	So.
RE	17 Alexandro Antoine	6-1	250	r-Jr.
	49 Steven Rhodes	6-3	253	So.
SLB	8 Trey Wafford	5-10	196	Jr.
	31 DJ Sanders	6-0	196	Fr.
MLB	33 Cavellis Lockett	6-0	245	Jr.
	28 Christian Henry	6-0	229	r-Sr.
WLB	38 T.T. Barber	6-1	223	Jr.
	22 Quay Watt	6-0	207	r-Jr.
RC	4 Jared Singletary	5-8	171	r-Jr.
	27 Chris Sharpe	5-11	185	r-Sr.
FS	42 Xavier Walker	6-4	200	Jr.
	23 Chris Brown	6-1	178	r-So.
SS	20 Kevin Byard	5-11	217	r-Jr.
	3 Jordan Frost-Dixon	5-11	198	Jr.
LC	7 Khari Burke	5-8	175	r-Sr.
	37 Shon Akins	5-9	180	r-Fr.
	47 Mike Minter	6-0	179	r-Fr.
KO	87 Cody Clark	6-1	178	r-So.
	44 Zachary Lopez	5-11	202	r-Jr.
LS	53 William Eads	6-0	223	r-So.
	69 Blaine Sidders	6-1	242	r-Jr.
H	2 Austin Grammer	6-2	204	r-So.

Career Games PLAYED

Shubert Bastien, DE	45
Christian Henry, LB	45
Leighton Gasque, LB	45
Reggie Whatley, WR	44
Isaiah Anderson, OL	42
Max Ugboaja, DE	41
Khari Burke, CB	40
Chris Sharpe, CB	34
Kevin Byard, S	33
Darius Johnson, OL	33
James Roberson, LB	33
Patrick McNeil, DT	32
Christian Collis, WR	32
Alexandro Antoine, DE	32
Jordan Parker, RB	31
Ykeem Wells, LB	30
Chase Pennycuff, FB	30
T.T. Barber, LB	30
Jeremiah Bryson, RB	28
Marcus Henry, WR	27
Jared Singletary, CB	27
Blaine Sidders, DS	26
O'Shae Bridges, DL	25
Jonah Sells, OL	22
Cody Clark, PK	22
John Kelly, CB	22
Chris Perkins, WR	21
Chris Brown, S	21
Xavier Walker, S	21
Steven Rhodes, DE	21
Shaquille Huff, DT	21
Hunter Rogers, OL	21
Terry Pettis, WR	21
Devin Clarke, WR	20
Demetrius Frazier, WR	20
Austin Grammer, QB	18
William Eads, LS	18
Derious Bennett, DT	17
William Wilson, TE	17
Daniel Stephens, OL	17
Chris Hale, DT	16
Canon Rooker, PK	13
Shane Tucker, RB	13
Adam Stichel, OL	12
Shon Akins, CB	11
Raynard Felton, DT	11
Zachary Lopez, P	10
Patrick Hughes, OL	9
Jordan Frost-Dixon, S	8
Quay Watt, LB	8
DJ Sanders, LB	8
Tony Rowland, RB	8
Cavellis Lockett, LB	8
Jahmal Jones, DE	8
David Adams, OL	8
Shannon Smith, WR	8
Anfernee Stewart, LB	7
Alex Dale, DB	6
Tyler Barron, TE	6
Jamarcus Howard, CB	4
Jaylen Hunter, OL	4
Mike Minter, DB	4
Jevontey Smith, WR	4
Lucas Hamilton, TE	4
Kamani Thomas, RB	4
AJ Erdely, QB	2
Conner Trent, OL	2
Nolan Genovese, QB	2
Patrick Stewart, DT	1
Matthew Foster, DL	1
Ismael Aurismond, DL	1
Justin Lloyd, DB	1
Darrell Baptist, LB	1
Patrick Martin, LB	1
Brent Stockstill, QB	1
Keemem Berry, DB	1
Sean O'Kane, P	1

Career Games STARTED

Isaiah Anderson, OL	33
Darius Johnson, OL	33
Kevin Byard, S	33
T.T. Barber, LB	27
Patrick McNeil, DT	25
Christian Collis, WR	23
Christian Henry, LB	23
Shubert Bastien, DE	23
Jordan Parker, RB	19
Alexandro Antoine, DE	18
Xavier Walker, S	18
Marcus Henry, WR	16
Jared Singletary, CB	16
Josh Chester, OL	11
Chris Sharpe, CB	10
Khari Burke, CB	10
Shaquille Huff, DT	9
Daniel Stephens, OL	8
Austin Grammer, QB	8
Ed'Marques Batties, WR	8
Devin Clarke, WR	8
Trey Wafford, LB	7
Adam Stichel, OL	6
Reggie Whatley, RB	6
Terry Pettis, WR	6
Shane Tucker, RB	3
Jeremiah Bryson, RB	3
Cavellis Lockett, LB	3
Chase Pennycuff, FB	3
David Adams, OL	3
Steven Rhodes, DE	2
Jimal McBride, DT	2
James Roberson, LB	2
Jonah Sells, OL	2
Leighton Gasque, LB	1
Chris Brown, S	1
Lucas Hamilton, TE	1

PRONUNCIATION GUIDE

Shon Akins	Sean	J'Vonte Herrod	huh-rod
Ismael Aurismond	Ish-Male Or-iss-Mahnd	Jimal McBride	Jah-Meel
Richie Bissacia	Buh-SAH-Chee-uh	Maurquice Shakir	shah-kere
Shubert Bastien	bass-steen	Kamani Thomas	kuh-mah-nee
Ed'Marques Batties	Ed Markus Ba-Tees	Max Ugboaja	YOU-bow-chugh
Robert Behannon	bee-HAN-in		
Khari Burke	CAR-eee		
Kevin Byard	bye-ERD		
A.J. Erdely	Ur-duh-lee		
Leighton Gasque	Lay-Ton GAS-Cue		

2014 ROSTER

NO	NAME	POS	HT	WT	CL	B'DAY	LETTERS	HOMETOWN/HS or JC
1	Shane Tucker	RB	6-0	220	So.	8/17/95	1	Memphis, TN/Memphis University School
1	Keemem Berry	CB	5-9	184	r-Sr.	10/18/91	0	Atlanta, GA/Chamblee HS
2	Austin Grammer	QB	6-2	204	r-So.	2/2/94	1	Tuscaloosa, AL/American Christian Academy
2	Alex Dale	CB	5-10	194	r-So.	1/10/94	0	Memphis, TN/MUS
3	Jordan Frost-Dixon	S	5-11	198	Jr.	8/7/93	0	Plainfield, NJ/Easton Area HS/Scottsdale CC
4	Jared Singletary	CB	5-8	171	r-Jr.	6/16/93	1	Green Cove Springs, FL/Clay HS
5	Jeremiah Bryson	RB	5-8	194	r-Jr.	6/29/92	2	Smyrna, TN/Smyrna HS
6	Jordan Parker	RB	6-1	218	Jr.	8/24/94	2	Lawrenceville, GA/Collins HS
7	Khari Burke	CB	5-8	175	r-Sr.	3/30/92	3	Plantation, FL/South Plantation HS
8	Trey Wafford	LB	5-10	196	Jr.	8/15/93	0	Fayetteville, GA/Whitewater HS/Miss. GCC
9	Darius Liggins	DE	6-4	227	Fr.	4/29/96	0	Oxford, MS/Oxford HS
10	Ty Clemons	WR	5-11	175	Fr.	4/2/95	0	Powder Springs, GA/McEachern HS
10	John Kelly	CB	5-11	185	r-Sr.	10/24/91	1	Memphis, TN/Whitehaven HS
11	A.J. Erdely	QB	6-3	209	r-Fr.	8/23/94	0	Cumming, GA/West Forsyth HS
11	William BeAird	FS	5-11	201	r-Jr.	11/6/92	0	Nashville, TN/Brentwood Academy
12	Brent Stockstill	QB	6-0	192	Fr.	8/5/94	0	Murfreesboro, TN/Siegel HS
13	Demetrius Frazier	WR	5-10	200	r-So.	10/16/93	1	Brunswick, GA/Brunswick HS
15	Canon Rooker	PK	5-11	180	So.	10/25/94	1	Richmond Hill, GA/Richmond Hill HS
16	Chris Perkins	WR	6-3	223	Sr.	10/25/91	1	Hazelhurst, MS/Hazelhurst HS/Pearl River CC
17	Alexandro Antoine	DE	6-1	250	r-Jr.	10/26/92	2	Port a Prince, Haiti/Antioch HS
18	Jevontey Smith	WR	6-3	203	r-Fr.	11/7/94	0	Greensboro, AL/Greensboro HS
19	Marcus Henry	WR	6-0	195	Sr.	12/31/92	2	Courtland, MS/South Panola HS/NW Miss. CC
20	Kevin Byard	S	5-11	217	r-Jr.	8/17/93	2	Lithonia, GA/M.L. King HS
20	Sean O'Kane	P	6-3	199	Sr.	7/3/91	0	Blackburn, Victoria, Australia/Wesley College
21	Jamarus Howard	CB	6-0	185	Jr.	11/13/93	0	Tuscaloosa, AL/Northridge HS/Coffeyville CC
22	Quay Watt	LB	6-0	207	r-Jr.	7/24/93	0	Abbeville, SC/Abbeville HS/Holmes CC
23	Chris Brown	S	6-1	178	r-So.	9/9/93	1	Donalsonville, GA/Seminole County Middle HS
25	Reggie Whatley	RB	5-7	179	r-Sr.	8/19/90	3	Rome, GA/Rome HS
26	Kamani Thomas	RB	5-9	200	r-Fr.	5/10/95	0	Dallas, GA/East Paulding HS
27	Chris Sharpe	CB	5-11	185	r-Sr.	3/3/92	3	Stone Mountain, GA/Stephenson HS
28	Christian Henry	LB	6-0	229	r-Sr.	2/26/92	3	Dania, FL/Hollywood Hills HS
29	Darryl Randolph	CB	5-11	176	Fr.	10/7/95	0	Pensacola, FL/Pensacola HS
30	Darius Harris	LB	6-2	218	Fr.	1/17/96	0	Horn Lake, MS/Horn Lake HS
31	D.J. Sanders	LB	6-0	196	Fr.	11/7/95	0	Sandersville, GA/Washington Co. HS
32	Tony Rowland	RB	5-7	186	r-Sr.	6/13/91	0	Franklin, TN/Ravenwood HS
33	Cavellis Lockett	LB	6-0	245	Jr.	12/6/92	0	McComb, MS/McComb HS/Miss. GCC
33	Nolan Genovese	QB	6-0	224	r-Jr.	8/13/92	0	Nashville, TN/CPA/NE Miss. CC
34	Anfernee Stewart	LB	6-1	218	r-So.	10/17/93	1	Duluth, GA/Duluth HS
35	Patrick Martin	S	6-1	214	r-Jr.	6/16/93	0	Greenville, SC/J.L. Mann HS/Highland CC
36	Richie Bisaccia	S	6-0	186	r-Fr.	7/21/94	0	Tampa, FL/Freedom HS
37	Shon Akins	CB	5-9	180	r-Fr.	9/24/94	0	Hampton, VA/Norcross (GA) HS
38	T.T. Barber	LB	6-1	223	Jr.	6/1/94	2	Colquitt, GA/Miller County HS
38	Tristan Walker	WR	5-9	172	r-Fr.	5/11/94	0	Raleigh, NC/Hargrave Military Academy
39	James Roberson	LB	6-0	218	r-Jr.	4/12/93	2	Atlanta, GA/South Atlanta HS
40	Leighton Gasque	LB	6-2	202	r-Sr.	1/17/92	3	Hiram, GA/Hiram HS
41	Chase Penny cuff	FB	6-0	259	r-Jr.	3/19/92	2	Murfreesboro, TN/Siegel HS
42	Xavier Walker	S	6-4	200	Jr.	4/22/93	1	Duluth, GA/Duluth HS/Itawamba CC
43	Jahmal Jones	DE	6-3	216	r-Fr.	8/15/95	0	Dallas, TX/Norcross (GA) HS
44	J'Vonte Herrod	RB	5-11	215	Fr.	2/11/96	0	Kennesaw, GA/North Cobb HS
44	Zachary Lopez	P	5-11	202	r-Jr.	8/21/92	0	Fayetteville, GA/Sandy Creek HS
45	Jordan Willis	FB	5-10	217	r-Fr.	6/12/95	0	Lenoir City, TN/Lenoir City HS
45	Todney Evans	DE	6-3	228	r-Fr.	10/21/93	0	Delray Beach, FL/Atlantic Community HS
46	Max Ugboaja	DE	6-4	255	r-Sr.	4/4/92	3	Nashville, TN/Hillwood HS
47	Michael Minter	CB	6-0	179	r-Fr.	9/12/94	0	Atlanta, GA/McNair Senior HS
48	Max Linder	TE	6-3	237	Fr.	11/30/95	0	Ocala, FL/Trinity Catholic HS
49	Steven Rhodes	DE	6-3	253	So.	11/22/88	1	Antioch, TN/Antioch HS
50	Jesse Moffitt	OL	6-2	287	Fr.	5/15/95	0	Pleasant View, TN/Goodpasture HS
51	Shaquille Huff	DT	6-1	298	r-So.	1/19/93	1	Covington, GA/Eastside HS

Conference Champions: 1956, 1957, 1958, 1959, 1964, 1965, 1985, 1989, 1990, 1992, 2001, 2006

52	Ykeem Wells	LB	6-0	240	r-Jr.	1/31/92	2	Buena Vista, GA/Marion County HS
53	William Eads	LS	6-0	223	r-So.	1/3/94	1	Hoover, AL/Hoover HS
54	Jaylen Hunter	OL	6-4	284	r-Jr.	8/10/93	0	Jacksonville, FL/Nease HS/Arizona Western
55	Shubert Bastien	DE	6-5	252	Sr.	8/20/93	3	Riviera Beach, FL/William T. Dwyer HS
56	Maurquice Shakir	OL	6-3	322	Jr.	10/14/93	0	Los Angeles, CA/Palisades HS/Santa Monica CC
57	Darrell Baptist	LB	6-3	236	r-Sr.	5/15/92	0	Memphis, TN/Whitehaven HS
58	Carlos Johnson	OL	6-3	301	Fr.	7/2/96	0	Nashville, TN/Pearl Cohn HS
59	Chris Hale	DE	6-4	260	r-So.	11/16/93	1	Atlanta, GA/Dunwoody HS
61	Greg Rein	DS	5-10	251	r-Sr.	8/25/92	0	New Port Richey, FL/Clearwater Central Catholic
62	Patrick Hughes	OL	6-4	296	r-Sr.	6/17/92	0	Chicago, IL/Morgan Park HS/Butte CC
63	Josh Chester	OL	6-3	295	r-So.	8/24/93	1	Warner Robins, GA/Northside HS
64	David Adams	OL	6-3	280	r-So.	10/17/93	0	Rolling Fork, MS/So. Delta HS/Copiah-Lincoln CC
65	Hunter Rogers	OL	6-7	302	r-So.	2/15/94	1	Safford, AL/John T. Morgan Academy
66	Daniel Stephens	OL	6-2	301	So.	5/5/95	1	Duluth, GA/Peachtree Ridge HS
69	Blaine Sidders	DS	6-1	242	r-Jr.	4/19/93	2	Delafield, WI/Kettle Moraine HS
70	Conner Trent	OL	6-5	305	r-Fr.	3/29/95	0	Church Hill, TN/Volunteer HS
72	Jonah Sells	OL	6-4	289	r-Sr.	3/5/92	1	Winchester, TN/Franklin County HS
73	Isaiah Anderson	OL	6-4	272	r-Sr.	5/15/92	3	Franklin, TN/Franklin HS
74	Robert Behanan	OL	6-3	289	Fr.	5/13/96	0	Fairfield, OH/Fairfield HS
75	Darius Johnson	OL	6-3	300	r-Jr.	12/3/92	2	Orlando, FL/Dr. Phillips HS
78	Adam Stickle	OL	6-5	308	r-So.	4/19/94	1	Kissimmee, FL/Osceola HS
80	Ed'Marques Batties	WR	6-0	195	r-Jr.	11/21/91	0	Fresno, TX/Hightower HS/Kilgore College
81	Christian Collis	WR	6-0	206	r-Jr.	8/28/93	2	Opelika, AL/Beauregard HS
82	William Wilson	FB	6-2	248	r-Jr.	9/5/93	1	Memphis, TN/Kirby HS
83	Sean Smith	TE	6-7	235	Fr.	4/26/96	0	Summerville, SC/Summerville HS
84	Terry Pettis	WR	6-5	229	r-So.	10/26/93	1	Fairburn, GA/Langston Hughes HS
85	Shannon Smith	WR	6-2	217	r-Fr.	1/2/94	0	Macon, GA/Westside HS
86	Devin Clarke	WR	5-11	176	Sr.	11/14/91	1	Sebring, FL/Sebring HS/Butler CC
87	Cody Clark	PK	6-1	178	r-So.	3/2/94	1	Watkinsville, GA/North Oconee HS
87	Richie James	WR	5-9	170	Fr.	9/5/95	0	Sarasota, FL/Riverview HS
88	Lucas Hamilton	TE	6-5	263	r-Fr.	3/10/95	0	Lenoir City, TN/Lenoir City HS
89	Tyler Barron	TE	6-4	236	r-Jr.	5/28/93	0	Port Orange, FL/So. Delta HS/Co-Lin CC
90	Patrick Stewart	DT	6-2	268	Fr.	4/12/96	0	Monroe, GA/George Walton HS
91	Justin Akins	DL	6-4	277	r-Fr.	4/11/95	0	Jenkinsburg, GA/Jackson HS
92	Patrick McNeil	DT	6-1	311	r-Sr.	6/8/92	2	Mobile, AL/Davidson HS
94	O'Shae Bridges	DT	6-2	239	r-Jr.	5/28/93	1	Norcross, GA/Norcross HS
95	Matthew Foster	DE	6-3	248	r-Fr.	9/7/94	0	Sparks, GA/Cook County HS
96	Ismael Aurismond	DE	6-3	240	r-Fr.	8/14/95	0	Miami, FL/Hialeah HS
97	Raynard Felton	DT	6-4	282	r-So.	1/24/94	0	Jacksonville, FL/Ribault HS
98	Derious Bennett	DT	6-1	307	r-So.	9/30/93	1	Columbus, GA/Carver HS
99	Jimal McBride	DT	6-2	303	So.	11/30/94	1	Waycross, GA/Ware County HS
	Wade Arrington	OL	6-2	265	Fr.	12/28/94	0	Madison, TN/Goodpasture HS
	Acesa Brewer	FB	6-0	238	r-Fr.	4/26/95	0	Springfield, TN/Springfield HS
	Jim Cardwell	WR	5-9	170	Fr.	2/24/96	0	Chattanooga, TN/Boyd-Buchanan HS
	Joe Defatta	PK	5-7	165	Fr.	8/11/95	0	Franklin, TN/Franklin HS
	Austin Herink	QB	6-2	205	Fr.	8/16/95	0	Cleveland, TN/Cleveland HS
	Michael Kee	P	5-11	174	r-Jr.	8/9/92	0	Naples, FL/Naples HS
	Justin Lloyd	S	5-11	177	r-Fr.	10/13/94	0	Murfreesboro, TN/Ensworth HS
	Phillip Patrick	LB	6-0	255	r-So.	3/22/94	0	Chattanooga, TN/Tyner Academy
	Corey White	TE	6-4	235	r-Jr.	7/27/93	0	Altamonte Springs, FL/Lake Brantley HS
	Arol Zague	CB	6-0	180	r-Fr.	2/24/95	0	Memphis, TN/Wooddale HS

TEAM SUMMARIES/STARTERS

GAME-BY-GAME SUMMARIES

GAME	FINAL SCORE	BY QUARTERS				FIRST DOWNS				RUSHING			PASSING			TOT. OFF.		PUNTING	FUMBLES	PENALTY	THIRD	AVG.	TOTAL
		1	2	3	4	RU	PA	PN	TOT	ATT	YDS	TD	C-A-I	YDS	TD	ATT	YDS	NO-AVG	NO-LOST	NO-YDS	DOWN	F.POS	TOP
MT	61	20	14	20	7	13	8	1	22	46	228	6	17-20-1	291	1	66	519	1-51.0	3-2	9-70	9-10	M32	27:09
SSU	7	0	0	0	7	8	4	1	13	35	145	1	15-31-1	84	0	66	229	7-41.6	2-2	10-73	4-14	S29	32:51
MT	24	0	0	17	7	7	15	1	23	43	190	2	22-38-3	255	1	81	445	3-43.3	0-0	9-80	7-15	M28	30:40
UM	35	7	21	7	0	14	3	1	18	50	284	3	5-11-1	67	1	61	351	6-35.3	1-0	3-24	5-12	UM35	29:20
MT	50 (30T)	14	10	0	10 (16)	16	11	1	28	61	323	5	17-28-0	218	1	89	541	6-43.5	1-0	7-82	7-18	M24	29:14
WKU	47	3	21	0	10 (13)	9	22	2	33	36	125	1	43-66-1	593	4	102	718	3-31.0	0-0	10-92	12-21	W25	30:46
MT	17	7	0	3	7	5	12	0	17	34	88	2	24-35-1	237	0	69	325	7-42.9	3-2	4-36	4-15	MT23	26:29
Memphis	36	9	10	3	14	11	14	1	26	51	261	1	21-35-1	219	2	86	480	5-30.0	1-0	6-35	6-17	M37	33:31
MT	41	0	24	7	10	18	11	0	29	57	280	2	25-30-0	259	2	87	539	9-37.3	3-2	9-85	9-16	M36	38:14
ODU	28	0	7	14	7	5	16	3	24	19	41	0	29-44-3	362	4	63	403	5-44.6	2-1	2-25	3-8	O20	21:46
MT	37	10	14	0	13	9	13	0	22	39	239	3	22-27-0	344	2	66	583	2-26.0	1-1	6-49	6-12	M31	27:46
USM	31	3	9	0	19	7	23	0	30	34	111	1	36-55-1	426	3	89	537	3-27.3	3-1	6-48	12-19	U32	32:14
MT	24	7	10	0	7	10	8	2	20	37	169	1	25-37-1	201	2	74	370	7-38.0	2-1	8-101	3-14	V25	27:00
MU	49	14	14	14	7	12	12	4	28	52	252	4	17-33-1	337	3	85	589	3-47.3	2-1	8-101	7-17	M37	33:00
MT	34	14	7	0	13	8	3	2	13	41	229	3	6-19-0	141	2	60	370	9-35.7	1-0	8-70	3-14	M32	25:35
UAB	22	6	9	7	0	13	10	2	25	60	220	1	19-30-2	185	1	90	405	5-42.8	1-1	10-90	7-18	U29	34:25
MT																							
BYU																							
MT																							
FIU																							
MT																							
FAU																							
MT																							
UTEP																							

GAME-BY-GAME OFFENSIVE STARTERS

OPPONENT	QB	TB	WR	WR	WR	WR	LT	LG	C	RG	RT
Savannah	Grammer	Parker	Batties	Pettis	Clarke	Pennycuff (fb)	Johnson	Stickel	Stephens	Chester	Anderson
Minnesota	Grammer	Parker	Batties	Pettis	Clarke	Henry	Johnson	Stickel	Stephens	Chester	Anderson
WKU	Grammer	Parker	Batties	Hamilton (te)	Clarke	Henry	Johnson	Stickel	Stephens	Chester	Anderson
Memphis	Grammer	Parker	Batties	Pettis	Clarke	Henry	Johnson	Stickel	Stephens	Chester	Anderson
ODU	Grammer	Parker	Batties	Pettis	Clarke	Pennycuff (fb)	Johnson	Adams	Stephens	Chester	Anderson
USM	Grammer	Parker	Batties	Pettis	Clarke	Henry	Johnson	Stickel	Sells	Chester	Anderson
Marshall	Grammer	Parker	Batties	Collis	Clarke	Pennycuff (fb)	Johnson	Adams	Sells	Chester	Anderson
UAB	Grammer	Whatley	Batties	Pettis	Clarke	Henry	Johnson	Adams	Stephens	Chester	Anderson
BYU											
FIU											
FAU											
UTEP											
Bowl											

GAME-BY-GAME DEFENSIVE STARTERS

OPPONENT	LE	T	T	RE	SAM	MIKE	WILL	LC	SS	FS	RC
Savannah	Rhodes	McBride	Huff	Bastien	Wafford	Henry	Barber	Burke	Byard	Walker	Singletary
Minnesota	Bastien	McNeil	Huff	Rhodes	Wafford	Henry	Barber	Burke	Byard	Walker	Singletary
WKU	Bastien	McNeil	Huff	Antoine	Wafford	Henry	Barber	Burke	Byard	Walker	Singletary
Memphis	Bastien	McNeil	Huff	Antoine	Wafford	Lockett	Barber	Burke	Byard	Walker	Singletary
ODU	Bastien	McNeil	Huff	Antoine	Roberson	Lockett	Barber	Singletary	Byard	Walker	Akins
USM	Bastien	McNeil	Huff	Antoine	Wafford	Lockett	Barber	Howard	Byard	Walker	Singletary
Marshall	Antoine	McNeil	Huff	Bastien	Wafford	Henry	Barber	Burke	Byard	Walker	Singletary
UAB	Antoine	McNeil	Huff	Bastien	Wafford	Henry	Barber	Burke	Byard	Walker	Singletary
BYU											
FIU											
FAU											
UTEP											
Bowl											

GAME-BY-GAME STATISTICS

GAME-BY-GAME PASSING

#2 GRAMMER, Austin	Att	Comp	Int	Pct	Yards	TD	Long	Sack	Yds	Effic
Savannah State	17	15	0	88.2	250	1	50	0	0	231.2
Minnesota	38	22	3	57.9	255	1	39	2	14	107.2
WKU	28	17	0	60.7	218	1	52	2	21	137.9
Memphis	35	24	1	68.6	237	0	32	5	27	119.7
Old Dominion	30	25	0	83.3	259	2	53	1	6	177.9
USM	26	21	0	80.8	332	2	59	1	1	213.4
MARSHALL	37	25	1	67.6	201	2	34	1	10	125.6
UAB	19	6	0	31.6	141	2	65	4	29	128.7
TOTALS	230	155	5	67.4	1893	11	65	16	108	148.0

#12 STOCKSTILL, B.	Att	Comp	Int	Pct	Yards	TD	Long	Sack	Yds	Effic
Savannah State	3	2	1	66.7	41	0	33	0	0	114.8
TOTALS	3	2	1	66.7	41	0	33	0	0	114.8

GAME-BY-GAME RUSHING

PLAYER	No-Yds/TD	SSU	UM	WKU	UM	ODU	USM	MU	UAB	BYU	FIU	FAU	UTEP	Bowl
WHATLEY, Reggie	75-522/4	9-65/0	14-84/2	15-74/0	8-41/0	8-39/0	10-100/1	4-19/0	7-100/1					
PARKER, Jordan	98-443/2	10-31/1	13-67/0	8-26/1	7-21/0	31-158/0	14-40/0	14-100/0	1-0/0					
TUCKER, Shane	53-285/6	2-18/1	4-23/0	13-67/1	7-23/2	5-19/0	5-60/2	5-19/0	12-56/0					
GRAMMER, Austin	80-273/5	4-26/0	9-7/0	19-125/3	11-2/0	11-67/2	7-35/0	7-2/0	12-9/0					
BRYSON, J.	31-165/5	4-24/2	2-8/0	5-34/0	1-1/0	1--1/0	2-6/0	7-29/1	9-64/2					
ROWLAND, Tony	8-63/1	8-63/1	-	-	-	-	-	-	-					
ERDELY, A.J.	4-11/1	3-10/1	1-1/0	DNP	DNP	DNP	DNP	DNP	DNP					
THOMAS, Kamani	3-1/0	3-1/0	-	DNP	DNP	DNP	DNP	-	-					
STOCKSTILL, B.	2--4/0	2--4/0	DNP	DNP	DNP	DNP	DNP	DNP	DNP					
TEAM	4--13/0	1--6/0	DNP	1--3/0	-	1--2/0	1--2/0	DNP	-					

GAME-BY-GAME RECEIVING

PLAYER	No-Yds/TD	SSU	UM	WKU	UM	ODU	USM	MU	UAB	BYU	FIU	FAU	UTEP	Bowl
HENRY, Marcus	26-360/3	3-84/0	5-58/1	6-54/0	5-34/0	4-83/1	1-11/0	-	2-36/1					
BATTIES, E.	29-307/1	4-42/0	7-88/0	2-38/1	1-3/0	7-48/0	5-38/0	3-50/0	-					
TUCKER, Shane	19-269/3	2-11/1	2-24/0	1-52/0	3-42/0	1-27/1	6-78/0	3-29/1	1-6/0					
CLARKE, Devin	18-256/1	3-54/0	1-10/0	1-11/0	1-6/0	4-19/0	4-106/1	3-20/0	1-30/0					
PETTIS, Terry	11-186/1	1-5/0	-	-	2-21/0	2-36/0	2-77/1	4-47/0	-					
FRAZIER, D.	10-143/0	2-37/0	-	-	7-96/0	1-10/0	-	-	-					
PARKER, Jordan	10-102/1	1-50/0	3-22/0	-	2-12/0	2-7/0	-	2-11/1	-					
PERKINS, Chris	5-95/1	-	2-17/0	-	-	-	2-13/0	-	1-65/1					
COLLIS, C.	10-69/0	DNP	1-11/0	4-36/0	1-11/0	2-9/0	-	2-2/0	-					
SMITH, Shannon	7-64/0	1-8/0	1-25/0	-	1-6/0	1-11/0	1-9/0	2-5/0	-					
BRYSON, J.	10-60/0	-	-	3-27/0	1-6/0	-	-	5-23/0	1-4/0					
BARRON, Tyler	1-14/0	-	-	DNP	DNP	-	-	1-14/0	-					
GRAMMER, Austin	1-12/0	-	-	-	-	-	1-12/0	-	-					
PENNYCUFF, C.	1-9/0	-	-	-	-	1-9/0	-	-	-					

GAME-BY-GAME STATISTICS

GAME-BY-GAME TACKLES

TOTAL TACKLES	UA-A	TOT	SSU	UM	WKU	UM	ODU	USM	MU	UAB	BYU	FIU	FAU	UTEP	BOWL
BARBER, T.T.	38-18	56	4-0	6-8	7-2	6-3	2-1	6-0	0-3	7-1					
HENRY, C.	28-16	44	1-1	2-5	7-1	0-2	2-1	9-1	1-4	6-1					
WAFFORD, Trey	32-12	44	3-0	3-2	8-1	4-2	1-0	6-1	2-4	5-2					
BYARD, Kevin	29-14	43	1-0	3-4	8-1	4-1	2-3	5-0	1-3	5-2					
WALKER, Xavier	28-12	40	-	1-3	3-0	6-3	2-0	9-0	0-5	7-1					
SINGLETARY, J.	28-11	39	-	5-2	4-1	7-3	0-3	7-0	1-2	4-0					
LUCKETT, C.	28-6	34	5-0	-	1-1	5-0	4-2	6-1	3-2	4-0					
BASTIEN, S.	19-10	29	2-0	2-1	-	2-3	2-1	1-1	7-4	3-0					
WATT, Quay	19-8	27	6-1	1-1	3-0	1-0	0-2	-	1-4	7-0					
BURKE, Khari	18-8	26	5-0	1-5	5-3	3-0	DNP	DNP	3-0	1-0					
ROBERSON, James	12-10	22	2-1	1-0	3-1	4-4	0-1	1-0	1-2	0-1					
BROWN, Chris	14-6	20	2-0	-	4-1	1-0	4-3	-	1-2	2-0					
HUFF, Shaquille	11-6	17	1-0	3-2	1-1	3-1	-	1-0	0-2	2-0					
MCBRIDE, Jimal	12-4	16	-	1-0	4-0	2-1	-	2-1	0-1	3-1					
AKINS, Shon	12-3	15	0-1	-	-	5-0	2-2	3-0	1-0	1-0					
SANDERS, DJ	11-2	13	4-1	1-0	2-0	1-0	-	1-0	1-1	1-0					
ANTOINE, A.	7-5	12	1-0	-	3-1	-	0-1	-	2-3	1-0					
FELTON, Raynard	7-4	11	0-1	1-0	-	2-1	1-0	1-0	0-2	2-0					
MCNEIL, Patrick	6-4	10	DNP	0-1	1-0	1-1	-	1-1	0-1	3-0					
HALE, Chris	4-6	10	DNP	1-2	1-1	-	0-1	-	0-1	2-1					
KELLY, John	2-7	9	1-1	-	-	-	0-5	1-0	0-1	-					
JONES, Jahmal	4-4	8	2-0	-	-	0-3	0-1	-	2-0	-					
GASQUE, L.	7-1	8	2-0	-	1-0	-	2-1	1-0	-	1-0					
RHODES, Steven	3-4	7	-	0-2	-	0-1	-	-	2-0	1-1					
ROWLAND, Tony	5-2	7	-	1-1	1-0	-	1-1	2-0	-	-					
FROST-DIXON, J.	4-2	6	3-0	-	-	-	-	-	1-2	-					
BENNETT, D.	2-2	4	DNP	DNP	1-0	-	-	-	0-1	1-1					
WELLS, Ykeem	3-1	4	-	DNP	DNP	2-0	1-1	-	-	DNP					
PENNYCUFF, C.	1-2	3	0-1	0-1	-	-	-	-	-	1-0					
HOWARD, J.	2-1	3	DNP	DNP	-	0-1	2-0	-	DNP	DNP					
MARTIN, Patrick	2-0	2	2-0	DNP	DNP	DNP	DNP	DNP	DNP	DNP					
CLARK, Cody	1-1	2	-	-	-	0-1	-	-	1-0	-					
BRIDGES, O'Shae	1-1	2	-	-	-	-	-	1-0	0-1	DNP					
TUCKER, Shane	2-0	2	1-0	-	-	1-0	-	-	-	-					
RANDOLPH, D.	2-0	2	DNP	DNP	1-0	DNP	DNP	DNP	DNP	1-0					
BATTIES, E.	1-1	2	-	1-0	0-1	-	-	-	-	-					
STEPHENS, D.	1-0	1	-	-	-	-	-	DNP	1-0	-					
MINTER, Michael	0-1	1	DNP	DNP	DNP	DNP	-	-	0-1	-					
HENRY, Marcus	1-0	1	-	-	-	-	-	-	-	1-0					
STEWART, P.	1-0	1	1-0	DNP	DNP	DNP	DNP	DNP	DNP	-					
UGBOAJA, Max	1-0	1	1-0	-	-	DNP	DNP	DNP	DNP	-					
SHARPE, Chris	1-0	1	DNP	DNP	1-0	DNP	-	DNP	DNP	DNP					
HAMILTON, Lucas	1-0	1	-	-	1-0	-	DNP	DNP	DNP	-					
BAPTIST, D.	1-0	1	1-0	DNP	DNP	DNP	DNP	DNP	DNP	DNP					
SELLS, Jonah	0-1	1	-	-	-	0-1	-	-	-	-					
SMITH, Shannon	1-0	1	-	1-0	-	-	-	-	-	-					
PERKINS, Chris	1-0	1	1-0	-	-	-	-	-	-	-					

GAME-BY-GAME SACKS

PLAYER	TOTAL	SSU	UM	WKU	UM	ODU	USM	MU	UAB	BYU	FIU	FAU	UTEP	BOWL
GASQUE, L.	5.0	1.0-2	-	1.0-10	-	2.0-9	-	-	1.0-5					
BASTIEN, S.	4.5	-	-	-	-	2.5-21	-	1.0-5	1.0-2					
MCBRIDE, Jimal	2.5	-	-	1.0-4	-	-	0.5-1	-	1.0-3					
HUFF, Shaquille	2.0	1.0-21	-	-	-	-	-	-	1.0-9					
HALE, Chris	1.0	DNP	-	-	-	-	-	-	1.0-9					
BARBER, T.T.	1.0	-	-	-	-	-	-	-	1.0-2					
MCNEIL, Patrick	1.0	DNP	-	-	-	-	1.0-7	-	-					
LUCKETT, C.	1.0	-	-	-	-	1.0-15	-	-	-					
RHODES, Steven	1.0	-	-	-	-	-	-	1.0-6	-					
ANTOINE, A.	0.5	-	-	-	-	0.5-4	-	-	-					
HENRY, C.	0.5	-	-	-	-	-	0.5-1	-	-					

SCORING DRIVES

MIDDLE TENNESSEE SCORING DRIVES

OPPONENT	NO OF PLAYS	TOTAL YARDS	DRIVE TIME	SCORE TYPE	SCORE TIME/QTR	DRIVE START	SCORING PLAY
SSU	10	75	3:36	TD	11:24/1st	25	Tucker 13 run
SSU	5	71	1:40	TD	7:51/1st	29	Tucker 5 rec
SSU	8	69	2:58	TD	3:12/1st	31	Erdely 3 run
SSU	7	60	2:38	TD	12:15/2nd	40	Bryson 3 run
SSU	13	80	5:26	TD	1:33/2nd	20	Bryson 7 run
SSU				TD	13:50/3rd		Wafford 20 PR
SSU				TD	11:01/3rd		Batties 61 PR
SSU	4	43	1:26	TD	8:04/3rd	+43	Parker 1 run
SSU	9	95	4:00	TD	4:43/4th	5	Rowland 3 run
UM	3	75	1:03	TD	13:57/3rd	25	Whatley 44 run
UM	8	69	1:53	FG	8:12/3rd	27	Clark 21 FG
UM	1	12	:05	TD	2:09/3rd	+12	Whatley 12 run
UM	14	80	3:50	TD	:45/4th	20	Henry 3 rec
WKU	2	67	:33	TD	7:20/1st	33	Grammer 59 run
WKU	4	65	1:00	TD	1:23/1st	35	Parker 7 run
WKU	13	64	3:53	FG	1:58/2nd	17	Clark 37 FG
WKU	7	54	1:27	TD	:13/2nd	46	Grammer 11 run
WKU	8	80	2:36	TD	11:37/4th	20	Tucker 2 run
WKU	17	68	6:56	FG	2:29/4th	20	Clark 29 FG
WKU (OT)	7	25	0:00	TD	15:00/10T	+25	Grammer 1 run
WKU (20T)	4	0	0:00	FG	15:00/20T	+25	Clark 42 FG
WKU (30T)	1	25	0:00	TD	15:00/30T	+25	Batties 25 rec
Memphis	5	44	1:40	TD	2:33/1st	+44	Tucker 1 run
Memphis	10	56	3:36	FG	3:33/3rd	25	Clark 36 FG
Memphis	7	87	1:46	TD	2:17/4th	13	Tucker 3 run
ODU	13	66	5:39	FG	13:30/2nd	28	Clark 23 FG
ODU				TD	11:52/2nd		Byard 76 PR
ODU	2	27	:12	TD	11:21/2nd	+27	Tucker 27 rec
ODU	8	53	3:23	TD	7:01/2nd	47	Grammer 7 run
ODU	7	63	1:58	TD	4:55/3rd	37	Grammer 10 run
ODU	5	61	2:12	TD	10:48/4th	39	Henry 53 rec
ODU	7	37	3:31	FG	5:18/4th	+49	Clark 29 FG
USM	4	4	1:43	FG	11:36/1st	+27	Clark 40 FG
USM	4	36	:55	TD	2:43/1st	+36	Tucker 1 run
USM	1	59	:19	TD	14:03/2nd	41	Pettis 59 rec
USM	4	86	1:31	TD	5:12/2nd	14	Tucker 44 run
USM	13	93	6:05	TD	12:26/4th	7	Clarke 33 rec
USM	3	75	1:26	TD	8:41/4th	25	Whatley 64 run
Marshall	7	63	3:22	TD	2:23/1st	37	Parker 6 rec
Marshall	6	34	1:29	FG	6:49/2nd	49	Clark 34 FG
Marshall	5	41	:46	TD	:25/2nd	+41	Tucker 4 rec
Marshall	14	80	4:22	TD	4:29/4th	20	Bryson 1 run
UAB	3	35	1:03	TD	12:37/1st	+35	Bryson 1 run
UAB	2	80	:46	TD	:25/1st	20	Perkins 65 rec
UAB	6	59	2:15	TD	3:50/2nd	41	Bryson 2 run
UAB	2	70	:31	TD	11:00/4th	30	Whatley 67 run
UAB	7	47	3:31	TD	2:08/4th	+47	Henry 30 rec

OPPONENT SCORING DRIVES

OPPONENT	NO OF PLAYS	TOTAL YARDS	DRIVE TIME	SCORE TYPE	SCORE TIME/QTR	DRIVE START	SCORING PLAY
SSU	9	50	3:23	TD	12:12/4th	50	Criswell 4 run
UM	10	69	4:55	TD	5:18/1st	31	Kirkwood 1 run
UM				TD	14:52/2nd		Myrick 31 INT
UM	1	27	:06	TD	13:40/2nd	+27	William 27 rec
UM	5	56	2:07	TD	4:21/2nd	44	Cobb 7 run
UM	8	78	3:55	TD	4:17/3rd	22	Cobb 48 run
WKU	16	84	4:57	FG	2:23/1st	13	Schwettman 20 FG
WKU	6	78	1:52	TD	14:31/2nd	22	Norris 47 rec
WKU	7	76	2:44	TD	10:38/2nd	24	Dangerfield 14 rec
WKU	7	76	3:18	TD	5:51/2nd	24	Allen 2 run
WKU	8	65	2:12	TD	9:25/4th	35	Henry 19 rec
WKU	14	70	2:09	FG	:20/4th	24	Schwettman 24 FG
WKU (OT)	1	25	0:00	TD	15:00/10T	+25	Henry 25 rec
WKU (20T)	4	6	0:00	FG	15:00/20T	+25	Schwettman 36 FG
WKU (30T)	6	15	0:00	FG	15:00/30T	+25	Schwettman 27 FG
Memphis	11	79	3:19	TD	11:41/1st	21	Ross 7 rec
Memphis				Safety			Jakes sack
Memphis	10	37	3:34	FG	9:43/2nd	+47	Elliott 27 FG
Memphis	3	40	:38	TD	7:34/2nd	+40	Dorceus 32 run
Memphis	9	52	2:52	FG	7:09/3rd	36	Elliott 29 FG
Memphis	7	72	3:05	TD	12:51/4th	28	Cross 50 rec
Memphis				TD	11:13/4th		McCain 59 FR
ODU	9	74	4:18	TD	2:37/2nd	26	Vaughn 27 rec
ODU	7	94	1:36	TD	7:01/3rd	6	Vaughn 20 rec
ODU	11	80	3:42	TD	1:08/3rd	20	Vaughn 4 rec
ODU	7	74	1:52	TD	8:50/4th	26	Little 4 rec
USM	6	16	1:48	FG	3:38/1st	+24	Acosta 25 FG
USM	10	72	3:21	TD	14:22/2nd	28	Payne 1 run
USM	10	45	2:49	FG	2:23/2nd	47	Acosta 26 FG
USM	7	92	2:19	TD	10:07/4th	8	Thomas 17 rec
USM	5	74	1:32	TD	7:09/4th	26	Thomas 17 rec
USM	13	66	2:13	TD	:27/4th	34	Ricard 8 rec
Marshall	5	55	1:52	TD	11:40/1st	45	Johnson 13 run
Marshall	6	60	2:19	TD	5:45/1st	40	Johnson 1 run
Marshall	8	78	2:55	TD	14:28/2nd	22	Wilkins 26 rec
Marshall	8	65	3:02	TD	3:47/2nd	35	McManus 29 rec
Marshall	5	59	1:13	TD	13:47/3rd	41	Cato 4 run
Marshall	8	66	3:01	TD	3:14/3rd	34	Johnson 2 run
Marshall	3	14	:56	TD	14:55/4th	+14	Wilkins 6 rec
UAB	12	57	5:21	FG	7:16/1st	35	Long 25 FG
UAB	6	13	2:32	FG	1:11/1st	+37	Long 42 FG
UAB	11	50	3:51	FG	11:34/2nd	35	Long 32 FG
UAB	13	75	4:59	TD	6:05/2nd	25	Howard 1 run
UAB	7	74	2:46	TD	1:31/3rd	26	Staples 43 rec

MISCELLANEOUS STATISTICS

MIDDLE TENNESSEE LONG PLAYS (30 or more yds)

Yards	Type	Player(s)	Opponent
*76	PR	BYARD, Kevin	Old Dominion
*67	Rush	WHATLEY, Reggie	UAB
*65	Pass	PERKINS, Chris from GRAMMER, Austin	UAB
*64	Rush	WHATLEY, Reggie	USM
*61	PR	BATTIES, E.	Savannah State
*59	Pass	PETTIS, Terry from GRAMMER, Austin	USM
59	KR	WHATLEY, Reggie	USM
*59	Rush	GRAMMER, Austin	WKU
*53	Pass	HENRY, Marcus from GRAMMER, Austin	Old Dominion
52	Pass	TUCKER, Shane from GRAMMER, Austin	WKU
50	Pass	PARKER, Jordan from GRAMMER, Austin	Savannah State
47	Pass	HENRY, Marcus from GRAMMER, Austin	Savannah State
*44	Rush	WHATLEY, Reggie	Minnesota
*44	Rush	TUCKER, Shane	USM
40	Rush	PARKER, Jordan	MARSHALL
39	Pass	CLARKE, Devin from GRAMMER, Austin	USM
39	Rush	PARKER, Jordan	Minnesota
39	Pass	HENRY, Marcus from GRAMMER, Austin	Minnesota
35	KR	WHATLEY, Reggie	Old Dominion
35	INT	WALKER, Xavier	Memphis
34	Pass	HENRY, Marcus from GRAMMER, Austin	Savannah State
34	Pass	BATTIES, E. from GRAMMER, Austin	MARSHALL
34	Rush	BRYSON, J.	UAB
33	Pass	CLARKE, Devin from GRAMMER, Austin	USM
33	KR	WHATLEY, Reggie	UAB
*33	Pass	CLARKE, Devin from GRAMMER, Austin	USM
33	Pass	FRAZIER, D. from STOCKSTILL, B.	Savannah State
32	Pass	FRAZIER, D. from GRAMMER, Austin	Memphis
31	Pass	CLARKE, Devin from GRAMMER, Austin	Savannah State
31	Rush	WHATLEY, Reggie	Memphis
*30	Pass	HENRY, Marcus from GRAMMER, Austin	UAB
30	Pass	CLARKE, Devin from GRAMMER, Austin	UAB

* touchdown scored on play

GAME-OPENING DRIVES

OPPONENT	MIDDLE TENNESSEE				OPPONENTS			
	PTS	1ST DNS	YDS	RES	PTS	1ST DNS	YDS	RES
SSU	6	3	75	TD	0	0	8	Punt
UM	0	0	8	Punt	0	1	39	MFG
WKU	0	0	9	Punt	0	2	32	Punt
UM	0	0	9	Punt	7	4	79	TD
ODU	0	1	8	Punt	0	0	0	INT
USM	3	0	4	FG	0	0	-13	Punt
MU	0	0	-1	Punt	7	2	55	TD
UAB	0	0	9	Punt	3	4	57	FG
BYU								
FIU								
FAU								
UTEP								

SECOND HALF-OPENING DRIVES

OPPONENT	MIDDLE TENNESSEE				OPPONENTS			
	PTS	1ST DNS	YDS	RES	PTS	1ST DNS	YDS	RES
SSU	7	1	43	TD	0	1	-5	Fumble
UM	7	2	75	TD	0	0	4	Punt
WKU	0	3	15	Punt	0	1	19	Punt
UM	0	0	-1	Punt	0	1	11	Punt
ODU	0	0	9	Punt	0	0	-8	Punt
USM	0	4	64	Fumble	0	0	6	Punt
MU	0	1	19	Punt	7	3	59	TD
UAB	0	0	-8	Punt	0	0	4	Punt
BYU								
FIU								
FAU								
UTEP								

RED ZONE

Opponent	Score	Times In RZ	Times Scored	Total	TDs	Rush TDs	Pass TDs	FGs Made	Failed to Score Inside RZ					
									FGA	Downs	Int	Fumb	Half	Game
SSU	61-7	7	7	48	7	6	1	0	0	0	0	0	0	0
UM	24-35	3	3	17	2	1	1	1	0	0	0	0	0	0
WKU	50-47	7	7	37	4	4	0	3	0	0	0	0	0	0
UM	17-36	3	3	17	2	2	0	1	0	0	0	0	0	0
ODU	41-28	6	4	20	2	2	0	2	0	0	0	2	0	0
USM	37-31	2	1	7	1	1	0	0	0	0	0	0	0	0
MU	49-24	4	4	24	3	1	2	1	0	0	0	0	0	0
UAB	34-22	2	2	14	2	2	0	0	0	0	0	0	0	0
BYU														
FIU														
FAU														
UTEP														
Totals		34	31	184	23	19	4	8	0	0	0	2	0	0

31 of 34 (91.2%)

2014 SUPERLATIVES

INDIVIDUAL GAME HIGHS

Rushes	31	PARKER, Jordan at Old Dominion (Sep 26, 2014)
Yards Rushing	158	PARKER, Jordan at Old Dominion (Sep 26, 2014)
TD Rushes	3	GRAMMER, Austin vs WKU (Sep 13, 2014)
Long Rush	67	WHATLEY, Reggie vs UAB (Oct 18, 2014)
Pass attempts	38	GRAMMER, Austin at Minnesota (Sep 06, 2014)
Pass completions	25	GRAMMER, Austin at Old Dominion (Sep 26, 2014)
Yards Passing	332	GRAMMER, Austin at MARSHALL (Oct 11, 2014)
TD Passes	2	GRAMMER, Austin vs USM (Oct 4, 2014)
		GRAMMER, Austin at Old Dominion (Sep 26, 2014)
		GRAMMER, Austin vs USM (Oct 4, 2014)
		GRAMMER, Austin at MARSHALL (Oct 11, 2014)
		GRAMMER, Austin vs UAB (Oct 18, 2014)
Long Pass Receptions	65	GRAMMER, Austin vs UAB (Oct 18, 2014)
	7	BATTIES, E. at Minnesota (Sep 06, 2014)
		FRAZIER, D. at Memphis (Sep 20, 2014)
		BATTIES, E. at Old Dominion (Sep 26, 2014)
Yards Receiving	106	CLARKE, Devin vs USM (Oct 4, 2014)
TD Receptions	1	TUCKER, Shane vs Savannah State (Aug 30, 2014)
		HENRY, Marcus at Minnesota (Sep 06, 2014)
		BATTIES, E. vs WKU (Sep 13, 2014)
		HENRY, Marcus at Old Dominion (Sep 26, 2014)
		TUCKER, Shane at Old Dominion (Sep 26, 2014)
		CLARKE, Devin vs USM (Oct 4, 2014)
		PETTIS, Terry vs USM (Oct 4, 2014)
		TUCKER, Shane at MARSHALL (Oct 11, 2014)
		PARKER, Jordan at MARSHALL (Oct 11, 2014)
		PERKINS, Chris vs UAB (Oct 18, 2014)
		HENRY, Marcus vs UAB (Oct 18, 2014)
Long Reception	65	PERKINS, Chris vs UAB (Oct 18, 2014)
Field Goals	3	CLARK, Cody vs WKU (Sep 13, 2014)
Long Field Goal	42	CLARK, Cody vs WKU (Sep 13, 2014)
Punts	7	LOPEZ, Zachary at Memphis (Sep 20, 2014)
		LOPEZ, Zachary at MARSHALL (Oct 11, 2014)
Punting Avg	51.0	LOPEZ, Zachary vs Savannah State (Aug 30, 2014)
Long Punt	55	LOPEZ, Zachary vs UAB (Oct 18, 2014)
Punts inside 20	2	LOPEZ, Zachary vs WKU (Sep 13, 2014)
		LOPEZ, Zachary at MARSHALL (Oct 11, 2014)
Long Punt Return	76	BYARD, Kevin at Old Dominion (Sep 26, 2014)
Long Kickoff Return	59	WHATLEY, Reggie vs USM (Oct 4, 2014)
Tackles	14	BARBER, T.T. at Minnesota (Sep 06, 2014)
Sacks	2.5	BASTIEN, S. at Old Dominion (Sep 26, 2014)
Tackles For Loss	2.5	BASTIEN, S. at Old Dominion (Sep 26, 2014)
		BASTIEN, S. at MARSHALL (Oct 11, 2014)
Interceptions	1	BYARD, Kevin vs Savannah State (Aug 30, 2014)
		BYARD, Kevin at Minnesota (Sep 06, 2014)
		SINGLETERY, J. vs WKU (Sep 13, 2014)
		WALKER, Xavier at Memphis (Sep 20, 2014)
		BYARD, Kevin at Old Dominion (Sep 26, 2014)
		AKINS, Shon at Old Dominion (Sep 26, 2014)
		BARBER, T.T. at Old Dominion (Sep 26, 2014)
		BYARD, Kevin vs USM (Oct 4, 2014)
		SANDERS, DJ at MARSHALL (Oct 11, 2014)
		BYARD, Kevin vs UAB (Oct 18, 2014)
		BARBER, T.T. vs UAB (Oct 18, 2014)

TEAM GAME HIGHS

Rushes	61	vs WKU (Sep 13, 2014)
Yards Rushing	323	vs WKU (Sep 13, 2014)
Yards Per Rush	6.1	vs USM (Oct 4, 2014)
TD Rushes	6	vs Savannah State (Aug 30, 2014)
Pass attempts	38	at Minnesota (Sep 06, 2014)
Pass completions	25	at Old Dominion (Sep 26, 2014)
		at MARSHALL (Oct 11, 2014)
Yards Passing	344	vs USM (Oct 4, 2014)
Yards Per Pass	14.6	vs Savannah State (Aug 30, 2014)
TD Passes	2	at Old Dominion (Sep 26, 2014)
		vs USM (Oct 4, 2014)
		at MARSHALL (Oct 11, 2014)
		vs UAB (Oct 18, 2014)
Total Plays	89	vs WKU (Sep 13, 2014)
Total Offense	583	vs USM (Oct 4, 2014)
Yards Per Play	8.8	vs USM (Oct 4, 2014)
Points	61	vs Savannah State (Aug 30, 2014)
Sacks By	6	at Old Dominion (Sep 26, 2014)
		vs UAB (Oct 18, 2014)
First Downs	29	at Old Dominion (Sep 26, 2014)
Penalties	9	vs Savannah State (Aug 30, 2014)
		at Minnesota (Sep 06, 2014)
		at Old Dominion (Sep 26, 2014)
Penalty Yards	101	at MARSHALL (Oct 11, 2014)
Turnovers	3	vs Savannah State (Aug 30, 2014)
		at Minnesota (Sep 06, 2014)

Interceptions By	3	at Memphis (Sep 20, 2014)
Punts	9	at Old Dominion (Sep 26, 2014)
Punting Avg	51.0	vs Savannah State (Aug 30, 2014)
Long Punt	55	vs UAB (Oct 18, 2014)
Punts inside 20	2	vs WKU (Sep 13, 2014)
		at MARSHALL (Oct 11, 2014)
Long Punt Return	76	at Old Dominion (Sep 26, 2014)

OPPONENT INDIVIDUAL GAME HIGHS

Rushes	32	HOWARD, Jordan, vs UAB (Oct 18, 2014)
Yards Rushing	220	Cobb, David, at Minnesota (Sep 06, 2014)
TD Rushes	3	JOHNSON, Devon, at MARSHALL (Oct 11, 2014)
Long Rush	48	Cobb, David, at Minnesota (Sep 06, 2014)
Pass attempts	66	DOUGHTY, B., vs WKU (Sep 13, 2014)
Pass completions	43	DOUGHTY, B., vs WKU (Sep 13, 2014)
Yards Passing	593	DOUGHTY, B., vs WKU (Sep 13, 2014)
TD Passes	4	DOUGHTY, B., vs WKU (Sep 13, 2014)
		HEINICKE, T., at Old Dominion (Sep 26, 2014)
Long Pass Receptions	67	DOUGHTY, B., vs WKU (Sep 13, 2014)
Yards Receiving	9	THOMAS, Michael, vs USM (Oct 4, 2014)
TD Receptions	174	NORRIS, N., vs WKU (Sep 13, 2014)
Long Reception	3	VAUGHAN, A., at Old Dominion (Sep 26, 2014)
Field Goals	67	NORRIS, N., vs WKU (Sep 13, 2014)
Long Field Goal	4	SCHWETTMAN, G., vs WKU (Sep 13, 2014)
Punts	42	LONG, Ty, vs UAB (Oct 18, 2014)
Punting Avg	7	THOMAS, Jacob, vs Savannah State (Aug 30, 2014)
Long Punt	51.5	HEINICKE, T., at Old Dominion (Sep 26, 2014)
Punts inside 20	61	MULLINS, Hunter, vs UAB (Oct 18, 2014)
Long Punt Return	4	JACOBS, Nick, at Memphis (Sep 20, 2014)
Long Kickoff Return	18	MALONE, Keiwone, at Memphis (Sep 20, 2014)
Tackles	49	CRAIG, Joe, at Memphis (Sep 20, 2014)
	14	Wilson, Damien, at Memphis (Sep 06, 2014)
		HEWITT, Neville, at MARSHALL (Oct 11, 2014)
Sacks	2.0	JAKES, Tank, at Memphis (Sep 20, 2014)
		MILLIGAN, Rolan, vs UAB (Oct 18, 2014)
Tackles For Loss	3.0	JAKES, Tank, at Memphis (Sep 20, 2014)
		MILLIGAN, Rolan, vs UAB (Oct 18, 2014)
Interceptions	1	ANSLEY, Alfred, vs Savannah State (Aug 30, 2014)
		Wilson, Damien, at Minnesota (Sep 06, 2014)
		Myrick, Jalen, at Minnesota (Sep 06, 2014)
		Boddy-Calhoun, B. at Minnesota (Sep 06, 2014)
		JAKES, Tank, at Memphis (Sep 20, 2014)
		LEGGETT, A.J., at MARSHALL (Oct 11, 2014)

OPPONENT TEAM GAME HIGHS

Rushes	60	vs UAB (Oct 18, 2014)
Yards Rushing	284	at Minnesota (Sep 06, 2014)
Yards Per Rush	5.7	at Minnesota (Sep 06, 2014)
TD Rushes	4	at MARSHALL (Oct 11, 2014)
Pass attempts	66	vs WKU (Sep 13, 2014)
Pass completions	43	vs WKU (Sep 13, 2014)
Yards Passing	593	vs WKU (Sep 13, 2014)
Yards Per Pass	10.2	at MARSHALL (Oct 11, 2014)
TD Passes	4	vs WKU (Sep 13, 2014)
		at Old Dominion (Sep 26, 2014)
		vs WKU (Sep 13, 2014)
Total Plays	102	vs WKU (Sep 13, 2014)
Total Offense	718	vs WKU (Sep 13, 2014)
Yards Per Play	7.0	vs WKU (Sep 13, 2014)
Points	49	at MARSHALL (Oct 11, 2014)
Sacks By	5	at Memphis (Sep 20, 2014)
First Downs	33	vs WKU (Sep 13, 2014)
Penalties	10	vs Savannah State (Aug 30, 2014)
		vs WKU (Sep 13, 2014)
		vs UAB (Oct 18, 2014)
Penalty Yards	101	at MARSHALL (Oct 11, 2014)
Turnovers	4	at Old Dominion (Sep 26, 2014)
Interceptions By	3	at Minnesota (Sep 06, 2014)
Punts	7	vs Savannah State (Aug 30, 2014)
Punting Avg	47.3	at MARSHALL (Oct 11, 2014)
Long Punt	61	vs UAB (Oct 18, 2014)
Punts inside 20	4	at Memphis (Sep 20, 2014)
Long Punt Return	18	at Memphis (Sep 20, 2014)

THE LAST TIME

MIDDLE TENNESSEE

SHUT OUT AN OPPONENT: November 9, 2013, vs FIU. Score: 48-0
HAD AN OFFENSIVE DRIVE OF 90 OR MORE YARDS: October 4, 2014 vs Southern Miss (93 yards, TD)
RUSHED FOR MORE THAN 300 YARDS: September 13, 2014, vs WKU (323 yards)
RUSHED FOR MORE THAN 400 YARDS: November 7, 1998, vs Tennessee-Martin (469 yards)
PASSED FOR MORE THAN 300 YARDS: October 4, 2014, vs Southern Miss (344 yards)
HAD MORE THAN 500 YARDS TOTAL OFFENSE: October 4, 2014, vs Southern Miss (583 yards)
HAD MORE THAN 600 YARDS TOTAL OFFENSE: November 30, 2013, vs UTEP (629 yards)
SCORED MORE THAN 50 POINTS: August 30, 2014, vs Savannah State (61 points)
SCORED ON ITS FIRST PLAY FROM SCRIMMAGE: August 29, 2013 vs Western Carolina (Jordan Parker 65-yard run)
FAILED TO HAVE AT LEAST 150 YARDS OF TOTAL OFFENSE: September 15, 2007 vs LSU (90 yards)
FAILED TO RUSH FOR MORE THAN 100 YARDS: September 20, 2014 vs Memphis (34 carries, 88 yards)
FAILED TO PASS FOR MORE THAN 100 YARDS: October 12, 2013 vs North Texas (66 yards)
HELD AN OPPONENT TO LESS THAN 100 YARDS RUSHING: September 26, 2014, vs ODU (41 yards)
HELD AN OPPONENT TO LESS THAN 100 YARDS PASSING: September 6, 2014, vs Minnesota (67 yards)
HELD AN OPPONENT TO LESS THAN 200 YARDS TOTAL OFFENSE: October 20, 2007, vs Arkansas State (138 yards)
HELD AN OPPONENT TO LESS THAN 300 YARDS TOTAL OFFENSE: August 30, 2014 vs Savannah State (229 yards)
RETURNED A KICKOFF FOR A TOUCHDOWN: November 1, 2012 vs WKU (Reggie Whatley - 96 yards)
RETURNED OPENING KICKOFF FOR A TOUCHDOWN: October 6, 2006 vs Louisville (Damon Nickson - 88 yards)
RETURNED A PUNT FOR A TOUCHDOWN: September 26, 2014 vs ODU (Kevin Byard - 76 yards)
RETURNED A BLOCKED PUNT FOR A TOUCHDOWN: October 24, 2013 vs Marshall (Chris Brown - 3 yards)
BLOCKED AN OPPONENT PUNT: September 6, 2014 vs Minnesota (Chase Pennycuff)
BLOCKED A FIELD GOAL: August 30, 2014 vs Savannah State (Raynard Felton)
RETURNED A PASS INTERCEPTION FOR A TOUCHDOWN: November 23, 2013, vs USM (Kevin Byard - 51 yards)
RETURNED A FUMBLE FOR A TOUCHDOWN: August 30, 2014 vs Savannah State (Trey Wafford - 20 yards)
SCORED A SAFETY: November 19, 2011, vs Arkansas State
SCORED A 2-POINT CONVERSION: November 24, 2012 vs Troy (Jacob Corbaley pass from Logan Kilgore)
SCORED ON OFFENSE, DEFENSE AND SPECIAL TEAMS: August 30, 2014 vs Savannah State
SCORED ON GAMES FINAL PLAY FOR WIN: October 24, 2013 vs Marshall (9-yard TD reception by Tavarres Jefferson 0:00 on clock) Final Score: MT 51, Marshall 49
PLAYER RUSHED FOR MORE THAN 100 YARDS: October 18, 2014, UAB (Reggie Whatley - 100)
TWO PLAYERS RUSHED FOR MORE THAN 100 YARDS: October 24, 2013, Marshall (Jordan Parker - 127, Reggie Whatley - 104)
PLAYER RUSHED FOR MORE THAN 200 YARDS: October 13, 2012, vs FIU (Benny Cunningham - 230 yards)
PLAYER HAD 100 OR MORE YARDS RECEIVING: October 4, 2014 vs USM (Devin Clarke - 104 yards)
TWO PLAYERS HAD 100 OR MORE RECEIVING YARDS: October 27, 2012 vs North Texas (Kyle Griswold - 140 yards and Anthony Amos - 121 yards)
PLAYED AN OVERTIME GAME: September 13, 2014 vs WKU (MT 50, WKU 47; 3 OT)

OPPONENT

MIDDLE TENNESSEE WAS SHUT OUT: December 1, 2012 vs Arkansas State. Score: 45-0
RUSHED FOR MORE THAN 250 YARDS: October 11, 2014 by Marshall (252 yards)
RUSHED FOR MORE THAN 400 YARDS: December 3, 2011, by North Texas (464 yards)
PASSED FOR MORE THAN 300 YARDS: October 11, 2014, by Marshall (337 yards)
PASSED FOR MORE THAN 400 YARDS: October 4, 2014, by USM (426 yards)
HAD MORE THAN 500 YARDS TOTAL OFFENSE: October 11, 2014, by Marshall (589 yards)
HAD MORE THAN 600 YARDS TOTAL OFFENSE: September 13, 2014, by WKU (718 yards)
HELD MT TO LESS THAN 100 YARDS OF TOTAL OFFENSE: September 15, 2007 vs LSU (90 yards)
HELD MT TO LESS THAN 50 TOTAL RUSHING YARDS: October 5, 2010, Troy (28 yards)
HELD MT TO LESS THAN 100 TOTAL PASSING YARDS: October 12, 2013 vs North Texas (66 yards)
SCORED 50 POINTS: November 2, 2010 by Arkansas State: Score: 51-24
RETURNED A KICKOFF FOR A TOUCHDOWN: October 6, 2011, by WKU (John Evans - 90 yards)
RETURNED A PUNT FOR A TOUCHDOWN: September 27, 2013, by BYU (JD Falslev - 71 yards)
SCORED ON A KICKOFF AND PUNT RETURN IN SAME GAME: September 5, 2009, by Clemson
RETURNED A BLOCKED PUNT FOR A TOUCHDOWN: December 3, 2011, North Texas (Julian Herron)
BLOCKED A PUNT: September 15, 2012, Memphis (Tyriq Patrick)
BLOCKED A FIELD GOAL: October 12, 2013, by North Texas (Zach Orr)
BLOCKED A PAT: October 6, 2011 by WKU
RETURNED A PASS INTERCEPTION FOR A TOUCHDOWN: September 6, 2014, by Minnesota (Jaylen Myrick - 31 yards)
RETURNED A FUMBLE FOR A TOUCHDOWN: September 20, 2014, vs Memphis (Bobby McCain - 59 yards)
SCORED A SAFETY: September 20, 2014 by Memphis
PLAYER RUSHED FOR 100 YARDS: October 18, 2014, UAB (Jordan Howard - 121 yards)
HAD OVER 130 YARDS IN PUNT RETURNS: September 5, 2009, by Clemson (5-135 yards)

2014 PARTICIPATION

2014 PARTICIPATION CHART

No.	Name	GP/GS	SSU	UM	WKU	UM	ODU	USM	MU	UAB	BYU	FIU	FAU	UTEP	BOWL
64	ADAMS, David	8/3	XXX	XXX	XXX	XXX	START	XXX	START	START					
37	AKINS, Shon	8/1	XXX	XXX	XXX	XXX	START	XXX	XXX	XXX					
73	ANDERSON, I.	8/8	START	START	START	START	START	START	START	START					
17	ANTOINE, A.	8/6	XXX	XXX	START	START	START	START	START	START					
96	AURISMOND, I.	1/-	XXX					
57	BAPTIST, D.	1/-	XXX					
38	BARBER, T.T.	8/8	START	START	START	START	START	START	START	START					
89	BARRON, Tyler	6/-	XXX	XXX	XXX	XXX	XXX	XXX					
55	BASTIEN, S.	8/8	START	START	START	START	START	START	START	START					
80	BATTIES, E.	8/8	START	START	START	START	START	START	START	START					
98	BENNETT, D.	6/-	XXX	XXX	XXX	XXX	XXX	XXX					
1B	BERRY, Keemem	2/-	XXX					
94	BRIDGES, O'Shae	7/-	XXX	XXX	XXX	XXX	XXX	XXX	XXX	...					
23	BROWN, Chris	8/-	XXX	XXX	XXX	XXX	XXX	XXX	XXX	XXX					
5	BRYSON, J.	8/-	XXX	XXX	XXX	XXX	XXX	XXX	XXX	XXX					
7	BURKE, Khari	6/6	START	START	START	START	START	START					
20	BYARD, Kevin	8/8	START	START	START	START	START	START	START	START					
63	CHESTER, Josh	8/8	START	START	START	START	START	START	START	START					
87	CLARK, Cody	8/-	XXX	XXX	XXX	XXX	XXX	XXX	XXX	XXX					
86	CLARKE, Devin	8/8	START	START	START	START	START	START	START	START					
81	COLLIS, C.	7/1	...	XXX	XXX	XXX	XXX	XXX	XXX	START					
2B	DALE, Alex	6/-	XXX	XXX	XXX	XXX	XXX	XXX					
53	EADS, William	8/-	XXX	XXX	XXX	XXX	XXX	XXX	XXX	XXX					
11	ERDELY, A.J.	2/-	XXX	XXX					
97	FELTON, Raynard	8/-	XXX	XXX	XXX	XXX	XXX	XXX	XXX	XXX					
95	FOSTER, Matthew	1/-	XXX					
13	FRAZIER, D.	8/-	XXX	XXX	XXX	XXX	XXX	XXX	XXX	XXX					
3	FROST-DIXON, J.	8/-	XXX	XXX	XXX	XXX	XXX	XXX	XXX	XXX					
40	GASQUE, L.	8/-	XXX	XXX	XXX	XXX	XXX	XXX	XXX	XXX					
2	GRAMMER, Austin	8/8	START	START	START	START	START	START	START	START					
59	HALE, Chris	7/-	...	XXX	XXX	XXX	XXX	XXX	XXX	XXX					
88	HAMILTON, Lucas	5/1	XXX	XXX	START	XXX	XXX					
28	HENRY, C.	8/5	START	START	START	XXX	XXX	XXX	START	START					
19	HENRY, Marcus	8/5	XXX	START	START	START	XXX	START	XXX	START					
21	HOWARD, J.	4/1	XXX	XXX	XXX	START					
51	HUFF, Shaquille	8/8	START	START	START	START	START	START	START	START					
62	HUGHES, Patrick	8/-	XXX	XXX	XXX	XXX	XXX	XXX	XXX	XXX					
54	HUNTER, Jaylen	4/-	XXX	XXX	XXX	XXX					
75	JOHNSON, Darius	8/8	START	START	START	START	START	START	START	START					
43	JONES, Jahmal	8/-	XXX	XXX	XXX	XXX	XXX	XXX	XXX	XXX					
9A	KEE, Michael	1/-	XXX					
10	KELLY, John	8/-	XXX	XXX	XXX	XXX	XXX	XXX	XXX	XXX					
8B	LLOYD, Justin	1/-	XXX					
44	LOPEZ, Zachary	8/-	XXX	XXX	XXX	XXX	XXX	XXX	XXX	XXX					
33	LUCKETT, C.	8/3	XXX	XXX	XXX	START	START	START	XXX	XXX					
35	MARTIN, Patrick	1/-	XXX					
99	MCBRIDE, Jimal	8/1	START	XXX	XXX	XXX	XXX	XXX	XXX	XXX					
92	MCNEIL, Patrick	7/7	...	START	START	START	START	START	START	START					
47	MINTER, Michael	4/-	XXX	XXX	XXX	XXX					
12	O'KANE, Sean	1/-	XXX					
6	PARKER, Jordan	8/7	START	START	START	START	START	START	START	START					
41	PENNYCUFF, C.	8/3	START	XXX	XXX	XXX	START	XXX	START	XXX					
16	PERKINS, Chris	8/-	XXX	XXX	XXX	XXX	XXX	XXX	XXX	XXX					
84	PETTIS, Terry	8/6	START	START	XXX	START	START	START	XXX	START					
29	RANDOLPH, D.	2/-	XXX	XXX					
49	RHODES, Steven	8/2	START	START	XXX	XXX	XXX	XXX	XXX	XXX					
39	ROBERSON, James	8/1	XXX	XXX	XXX	XXX	START	XXX	XXX	XXX					
65	ROGERS, Hunter	8/-	XXX	XXX	XXX	XXX	XXX	XXX	XXX	XXX					
32	ROWLAND, Tony	8/-	XXX	XXX	XXX	XXX	XXX	XXX	XXX	XXX					
31	SANDERS, DJ	8/-	XXX	XXX	XXX	XXX	XXX	XXX	XXX	XXX					
72	SELLS, Jonah	8/2	XXX	XXX	XXX	XXX	XXX	START	START	XXX					
27	SHARPE, Chris	2/-	XXX	...	XXX					
4	SINGLETARY, J.	8/8	START	START	START	START	START	START	START	START					
18	SMITH, Jevontey	4/-	XXX	XXX	XXX	XXX					
85	SMITH, Shannon	8/-	XXX	XXX	XXX	XXX	XXX	XXX	XXX	XXX					
66	STEPHENS, D.	7/6	START	START	START	START	START	...	XXX	START					
90	STEWART, P.	2/-	XXX	XXX					
78	STICKEL, Adam	6/5	START	START	START	START	XXX	START					
12	STOCKSTILL, B.	1/-	XXX					
26	THOMAS, Kamani	4/-	XXX	XXX	XXX	XXX					
70	TRENT, Conner	2/-	XXX	XXX					
1	TUCKER, Shane	8/-	XXX	XXX	XXX	XXX	XXX	XXX	XXX	XXX					
46	UGBOAJA, Max	4/-	XXX	XXX	XXX	XXX					
8	WAFFORD, Trey	8/7	START	START	START	START	XXX	START	START	START					
7A	WALKER, Tristan	1/-	XXX					
42	WALKER, Xavier	8/8	START	START	START	START	START	START	START	START					
22	WATT, Quay	8/-	XXX	XXX	XXX	XXX	XXX	XXX	XXX	XXX					
52	WELLS, Ykeem	5/-	XXX	XXX	XXX	XXX	XXX	...					
25	WHATLEY, Reggie	8/1	XXX	XXX	XXX	XXX	XXX	XXX	XXX	START					
82	WILSON, William	6/-	XXX	XXX	XXX	XXX	XXX	XXX					

GAME HIGHS IN FBS ERA

Category	MT Individual Single-Game Highs	OPPONENT Individual Single-Game Highs
SCORING		
Points	36 Hicks vs La. Tech, 10/7/00; P. Tanner vs UNT, 11/22/08	24 by L. Dunbar, NT, 12/3/11; T. Wash., GT, 2012
Touchdowns	6 Hicks vs La. Tech, 10/7/00; P. Tanner vs UNT, 11/22/08	4 by Lance Dunbar, NT, 12/3/11; T. Wash., GT, 2012
Field Goals	3 by four players (last Cody Clark vs WKU, 2014)	4 by G. Schwettman, WKU, 9/13/14
Extra Points	10 Brian Kelly vs Idaho, 10/6/01	17 by G. Schwettman, WKU, 9/13/14
RUSHING		
Attempts	37 Dwone Hicks vs Vanderbilt, 8/30/01	40 Lance Dunbar, North Texas, 12/3/11
Net Yards	311 Dwone Hicks vs La. Tech, 10/7/00	313 Lance Dunbar, North Texas, 12/3/11
Touchdowns	6 Dwone Hicks vs La. Tech, 10/7/00	4 Lance Dunbar, North Texas, 12/3/11
PASSING		
Completions	35 Clint Marks vs ULL, 9/25/04	49 Brian Lindgren, Idaho, 10/6/01
Attempts	48 Logan Kilgore vs Troy, 9/24/2011	71 Brian Lindgren, Idaho, 10/6/01
Yards	459 Wes Counts vs Idaho, 10/6/01	637 Brian Lindgren, Idaho, 10/6/01
Touchdowns	6 Wes Counts vs Idaho, 10/6/01	5 Brian Lindgren, Idaho, 10/6/01
Interceptions	4 Dwight Dasher, three times	4 E. Jacobs, ASU, 11/20/03; J. Babb, ULL, 10/28/06
TOTAL OFFENSE		
Yards	471 Joe Craddock vs ULM, 11/3/07	657 Brian Lindgren, Idaho, 10/6/01
RECEIVING		
Receptions	12 Kendall Newson, Tyrone Calico	15 Chris Lacy, Idaho, 10/6/01
Yards	187 Kerry Wright vs NMSU, 10/11/03	221 Chris Lacy, Idaho, 10/6/01
Touchdowns	3 Kerry Wright (twice), Tyrone Calico (twice)	3 by three players
DEFENSE		
Tackles	18 Mario Kelso vs Arizona, 9/11/99	16 Jesse Busta, USU, 11/30/02
Sacks	4 Jamari Lattimore vs Louisiana, 9/25/10	3 Aubrey Dorisme, NMSU, 10/11/03
Interceptions	4 Damon Nickson vs ULL, 10/28/06	2 by three players

LONG PLAYS IN THE FBS (I-A) ERA

Category	MIDDLE TENNESSEE Long Plays	OPPONENT Long Plays
RUSH	*98 Jordan Parker vs Troy, 11/24/12	*88 B. Wallace, USC, 11/18/06; V. Anderson, UL 10/18/08
PASS	*94 Joe Craddock vs ULM, 11/3/07	*81 Brian Brohm, UL, 9/6/07
RECEPTION	*94 Jonathan Grigsby vs ULM, 11/3/07	*81 Gary Barnidge, UL, 9/6/07
KICKOFF RETURN	*97 Eric Russell vs WKU, 11/20/10	*96 C.J. Spiller, Clemson, 9/5/2009
PUNT RETURN	*76 Kevin Byard vs ODU, 9/26/14	*80 Dennis Northcutt, Arizona, 11/11/99
INTERCEPTION RETURN	*89 Michael Woods vs NMSU, 10/11/03	*99 Maurice Holman, UNT, 9/10/05
PUNT	79 Colby Smith vs FIU, 8/31/06	79 Jason Ball, North Texas, 10/13/01
FIELD GOAL	55 A. Gendreau vs Louisiana 9/25/10	53 Zach Olen, North Texas, 11/13/10

*Touchdown Plays

INDIVIDUAL CAREER-HIGHS

1 Shane Tucker

Most Rushing Attempts..... 19 vs USM, 2013
 Most Rushing Yards 103 vs USM, 2013
 Most Rushing TDs..... 2 vs FIU USM, 2013
 Longest Run 48 vs FIU, 2013
 Most Receptions..... 6 vs USM, 2014
 Most Receiving Yards..... 78 vs USM, 2014
 Longest Reception 52 vs WKU, 2014

2 Austin Grammer

Most Pass Attempts..... 38 vs Minnesota, 2014
 Most Pass Completions..... 25 vs ODU, MU, 2014
 Most Passing Yards 332 vs USM, 2014
 Most TD Passes 2 vs ODU, USM, 2014
 Longest Completion 65 vs UAB, 2014
 Most Rushing Attempts..... 19 vs WKU, 2014
 Most Rushing Yards 125 vs WKU, 2014
 Most Rushing TDs..... 3 vs WKU, 2014
 Longest Run 59 vs WKU, 2014

4 Jared Singletary

Most Tackles 10 vs Memphis, 2014
 Most Solo Tackles 7 vs Memphis, USM, 2014
 Most Tackles for Loss 2.0 vs Memphis, 2013
 Most QB Sacks 2.0 vs Memphis, 2013
 Most Pass Breakups..... 1 vs ODU, MU, UAB, 2014
 Most Interceptions 1 vs FAU, 2013; vs WKU, 2014
 Forced Fumble 1 vs Memphis, 2014
 Fumble Recoveries 1, three times
 Punt Returns 2, three times
 Long Punt Return 25 vs McNeese

5 Jeremiah Bryson

Most Pass Receptions..... 6 vs USA, 2012
 Most Yards Receiving..... 90 vs USA, 2012
 Longest Reception 49 vs USA, 2012
 Most TD Receptions..... 1 vs USA, 2012
 Most Rushing Attempts..... 20 vs Marshall, 2013
 Most Rushing Yards 120 vs UTEP, 2013
 Most Rushing TDs... 2 vs UTEP, 2013; vs SSU, UAB, 2014
 Longest Run 49 vs UTEP, 2013

6 Jordan Parker

Most Rushing Attempts..... 32 vs WKU, 2012
 Most Rushing Yards 158 vs ODU, 2014
 Most Rushing TDs..... 1, nine times
 Longest Run 98 vs Troy, 2012
 Most Receptions..... 3 vs ECU, 2013; vs UM, 2014
 Most Receiving Yards..... 50 vs SSU, 2014
 Most Receiving TDs 1 vs MU, 2014
 Longest Reception 50 vs SSU, 2014
 Touchdown Receptions 0

7 Khari Burke

Most Tackles 9 vs USA, 2012
 Most Solo Tackles 7 vs FIU, 2012
 Most Tackles for Loss 1.0 vs McNeese, ASU, 2012
 Most Pass Breakups..... 3 vs UAB, 2014
 Most Interceptions 0
 Forced Fumbles 0
 Fumble Recovery..... 1 vs Memphis, GT, 2012

8 Trey Wafford

Most Tackles 9 vs WKU, 2014

Most Solo Tackles 8 vs WKU, 2014
 Most Tackles for Loss 1 vs SSU, 2014
 Most Pass Breakups..... 1 vs MU, 2014
 Most Interceptions 0
 Forced Fumbles 0
 Fumble Recovery..... 1 vs SSU, UAB, 2014

11 AJ Erdely

Most Pass Attempts..... 0
 Most Pass Completions..... 0
 Most Passing Yards 0
 Most TD Passes 0
 Longest Completion 0
 Most Rushing Attempts..... 3 vs SSU, 2014
 Most Rushing Yards 10 vs SSU, 2014
 Most Rushing TDs..... 1 vs SSU, 2014
 Longest Run 4 vs SSU, 2014

12 Brent Stockstill

Most Pass Attempts..... 3 vs SSU, 2014
 Most Pass Completions..... 2 vs SSU, 2014
 Most Passing Yards 41 vs SSU, 2014
 Most TD Passes 0
 Longest Completion 33 vs SSU, 2014
 Most Rushing Attempts..... 2 vs SSU, 2014
 Most Rushing Yards 0
 Most Rushing TDs..... 0
 Longest Run 0

13 Demetrius Frazier

Most Pass Receptions..... 7 vs Memphis, 2014
 Most Yards Receiving..... 96 vs Memphis, 2014
 Longest Reception 33 vs SSU, 2014
 Most TD Receptions..... 0

16 Chris Perkins

Most Pass Receptions..... 5 vs UNT, 2013
 Most Yards Receiving..... 65 vs UAB, 2014
 Longest Reception 65 vs UAB, 2014
 Most TD Receptions..... 1 vs UNC, 2013

17 Alexandro Antoine

Most Tackles 9 vs Navy, 2013
 Most Solo Tackles 3 vs UNC, 2013; vs WKU, 2014
 Most Tackles for Loss 1.0 vs Miss. State, 2012
 Most QB Sacks 1.0 vs FIU, 2013
 Most Interceptions 0
 Forced Fumbles 0
 Fumble Recovery..... 0

18 Jevontey Smith

Most Pass Receptions..... 0
 Most Yards Receiving..... 0
 Longest Reception 0
 Most TD Receptions..... 0

19 Marcus Henry

Most Pass Receptions..... 6 vs WKU, 2014
 Most Yards Receiving..... 136 vs UAB, 2013
 Longest Reception 93 vs UAB, 2013
 Most TD Receptions..... 1, seven times

20 Kevin Byard

Most Tackles 17 vs UNT, 2013
 Most Solo Tackles 10 vs ULM, 2012

Most Tackles for Loss 2.0 vs UNT, 2013
 Most Pass Breakups..... 1, eight times
 Most Interceptions 2 vs Troy, 2012
 Forced Fumbles 1, four times
 Fumble Recovery..... 1 vs ECU, 2013
 Punt Return TD 1 vs ODU, 2014 (76 yards)
 Blocked Kick 1 vs USM, 2014 (PAT)

22 Quay Watt

Most Tackles 7 vs SSU, UAB, 2014
 Most Solo Tackles 7 vs UAB, 2014
 Most Tackles for Loss 1 vs SSU, 2014
 Most Pass Breakups..... 0
 Most Interceptions 0
 Forced Fumbles 0
 Fumble Recovery..... 0

25 Reggie Whitley

Most Pass Receptions 3 vs GT, Memphis, 2011
 Most Yards Receiving..... 82 vs Troy, 2011
 Longest Reception 82 vs Troy, 2011
 Most TD Receptions..... 1 vs Troy, 2011
 Most Rushing Attempts..... 16 vs Marshall, 2013
 Most Rushing Yards 155 vs UAB, 2013
 Rushing TD 3 vs FAU, 2013
 Longest Run 67 vs UAB, 2014
 Kickoff Return Yards 222 vs WKU, 2012
 Longest Kickoff Return 96 vs WKU, 2012 (TD)

27 Chris Sharpe

Most Tackles 6 vs Troy, 2012
 Most Solo Tackles 6 vs Troy, 2012
 Most Tackles for Loss 2.0 vs UNT, 2013
 Most QB Sacks 1.0 vs UNT, 2013
 Most Pass Breakups. 1 vs WKU, 2012; vs Marshall, 2013
 Most Interceptions 1 vs UNT, 2012; vs WCU, 2013
 Forced Fumbles 0
 Fumble Recovery..... 1 vs FAU, 2012

28 Christian Henry

Most Tackles 11 vs McNeese, 2012
 Most Solo Tackles 9 vs USM, 2014
 Most Tackles for Loss 1 vs FIU, 2012; vs WCU, 2013
 Most QB Sacks 1 vs WCU, 2013
 Most Interceptions 0
 Forced Fumbles 1 vs FAU, UNT, 2013
 Fumble Recovery..... 1 vs USM, 2014
 Pass Breakups 1 vs FAU, UNT, 2012; ECU, 2013

33 Cavellis Luckett

Most Tackles 7 vs USM, 2014
 Most Solo Tackles 6 vs USM, 2014
 Most Tackles for Loss 1.0 vs ODU, USM, 2014
 Most Sacks 1.0 vs ODU, 2014
 Most Pass Breakups..... 1 vs Memphis, USM, 2014
 Most Interceptions 0
 Forced Fumbles 1 vs USM, 2014
 Fumble Recovery..... 1 vs MU, 2014

35 Patrick Martin

Most Tackles 2 vs SSU, 2014
 Most Solo Tackles 2 vs SSU, 2014
 Most Tackles for Loss 0
 Most Pass Breakups..... 0
 Most Interceptions 0
 Forced Fumbles 0

Fumble Recovery..... 0

38 T.T. Barber

Most Tackles 15 vs BYU, 2013
 Most Solo Tackles 10 vs GT, 2012; Marshall, 2013
 Most Tackles for Loss 2.0, seven times
 Most QB Sacks 1.0, four times
 Most Pass Breakups..... 1, five times
 Most Interceptions 1, six times
 Forced Fumbles 1, five times
 Fumble Recovery..... 2 vs Navy, 2013

39 James Roberson

Most Tackles 8 vs Memphis, 2014
 Most Solo Tackles 5 vs USM, Navy, 2013
 Most Tackles for Loss 1.0, three times
 Fumble Recovery..... 1 vs FIU, 2012; vs FAU, 2013
 Forced Fumble.... 1 vs Memphis, 2012; ECU, Navy, 2013
 Pass Breakups 1 vs USM, 2013

40 Leighton Gasque

Most Tackles 6 vs UNC, 2013
 Most Solo Tackles 4 vs UNC, 2013
 Most Tackles for Loss 2.0 vs GT, 2012; USM, 2013
 Most QB Sacks 2 vs GT, 2012; USM, 2013; vs ODU, 2014
 Most Pass Breakups..... 1 vs USM, 2014
 Most Interceptions 0
 Forced Fumbles 1, three times
 Fumble Recovery..... 0
 Blocked Kicks 1 vs ASU, 2011

42 Xavier Walker

Most Tackles... 9 vs FAU, 2013; vs Memphis, USM, 2014
 Most Solo Tackles 9 vs USM, 2014
 Most Tackles for Loss 0
 Most Pass Breakups..... 1, four times
 Fumble Recovery..... 1 vs BYU, 2013
 Forced Fumble..... 1 vs ECU, UTEP, 2013; vs USM, 2014
 Most Interceptions .. 1 vs UNT, 2013; vs Memphis, 2014

44 Zachary Lopez

Most Punts 7 vs Memphis, 2014
 Most Punting Yards 300 vs Memphis, 2014
 Best Punting Average..... 43.5 vs WKU, 2014
 Long Punt 55 vs UAB, 2014
 Inside 20 2 vs WKU, MU, 2014

49 Steven Rhodes

Most Tackles 4 vs WCU, 2013
 Most Solo Tackles 2 vs WCU, 2013
 Most Tackles for Loss 1.0 vs MU, 2014
 Quarterback Sacks..... 1.0 vs MU, 2014
 Fumble Recovery..... 0
 Forced Fumble..... 1 vs MU, 2014

51 Shaquille Huff

Most Tackles 6 vs Navy, 2013
 Most Solo Tackles 3, three times
 Most Tackles for Loss 3 vs USM, 2013
 Most Sacks 2 vs USM, 2013
 Forced Fumbles 1 vs SSU, 2014
 Fumble Recovery..... 0

55 Shubert Bastien

Most Tackles 11 vs MU, 2014
 Most Solo Tackles 8 vs ASU, 2011
 Most Tackles for Loss 3.0 vs Miss. State, 2012
 Most QB Sacks 2.5 vs ODU, 2014
 Fumble Recovery..... 1 vs FAU, 2011; GT, 2012
 Forced Fumble..... 2 vs Miss. State, 2012
 Pass Breakup..... 1 vs FIU, 2012

Most Blocks..... 1 vs WKU, 2011; vs WKU, 2014

80 Ed'Marque Batties

Most Pass Receptions 7 vs Minnesota, ODU, 2014
 Most Yards Receiving..... 88 vs Minnesota, 2014
 Longest Reception 27 vs Minnesota, 2014
 Most TD Receptions 1 vs WKU, 2014
 Longest Punt Return 61 vs Savannah, 2014
 Punt Return TD..... 1 vs Savannah, 2014

81 Christian Collis

Most Pass Receptions 4 vs WKU, 2014
 Most Yards Receiving..... 71 vs FIU, 2013
 Longest Reception 37 vs USA, 2012
 Most TD Receptions..... 2 vs Memphis, 2012

84 Terry Pettis

Most Pass Receptions 4 vs MU, 2014
 Most Yards Receiving..... 77 vs USM, 2014
 Longest Reception 59 vs USM, 2014
 Most TD Receptions..... 1 vs USM, 2014

85 Shannon Smith

Most Pass Receptions 2 vs MU, 2014
 Most Yards Receiving..... 25 vs Minnesota, 2014
 Longest Reception 25 vs Minnesota, 2014
 Most TD Receptions..... 0

86 Devin Clarke

Most Pass Receptions . 4 vs ECU, 2013; ODU, USM, 2014
 Most Yards Receiving..... 106 vs USM, 2014
 Longest Reception 42 vs Memphis, USM, 2013
 Most TD Receptions..... 1 vs USM, 2014

87 Cody Clark

Most FGs 3 vs WKU, 2014
 Long FG 43 vs Navy, 2013
 Consecutive FGs 9, 2013-14
 Consecutive PATs 78, 2013-14
 Points..... 14 vs WKU, 2014

92 Pat McNeil

Most Tackles 7 vs ULM, 2012
 Most Solo Tackles 5 vs ULM, 2012
 Most Tackles for Loss 1.0, five times
 Most QB Sacks 1 vs WCU, ECU, 2013; vs USM, 2014
 Fumble Recovery..... 0
 Forced Fumble..... 1 vs ECU, 2013

97 Raynard Felton



Most Tackles 3 vs Memphis, 2014
 Most Solo Tackles 2 vs Memphis, UAB, 2014
 Most Tackles for Loss 0
 Most Pass Breakups..... 0
 Most Interceptions 0
 Forced Fumbles 0
 Fumble Recovery..... 0
 Blocked Kick 1 vs SSU, 2014 (FG)

98 Derious Bennett

Most Tackles 2, several times
 Most Solo Tackles 2, twice
 Most Tackles for Loss 0.5 vs UAB, 2014
 Most QB Sacks 0
 Fumble Recovery..... 0
 Forced Fumble..... 0

99 Jimal McBride

Most Tackles 5 vs Marshall, 2013
 Most Solo Tackles 4, three times
 Most Tackles for Loss 2.0, three times
 Most QB Sacks 1.0, three times
 Fumble Recovery..... 0
 Forced Fumble..... 0

GAME #1				
	Savannah State			7
	Middle Tennessee			61
August 30, 2014 Murfreesboro, TN				
Floyd Stadium 15,605 2:55 77 degrees				

Score by Quarters	1	2	3	4	Score
Savannah State	0	0	0	7	7
Middle Tennessee	20	14	20	7	61

1st 11:24 MT Tucker 13 run (pass failed), 10-75, 3:36
 1st 7:51 MT Tucker 5 pass from Grammer (Clark PAT), 5-71, 1:40
 1st 3:12 MT Erdelyi 3 run (Clark PAT), 8-69, 2:58
 2nd 12:15 MT Bryson 3 run (Clark PAT), 7-60, 2:38
 2nd 1:33 MT Bryson 7 run (Clark PAT), 13-80, 5:26
 3rd 13:50 MT Wafford 20 fumble return (Clark PAT)
 3rd 11:01 MT Batties 61 punt return (run failed)
 3rd 8:04 MT Parker 1 run (Clark PAT), 4-43, 1:56
 4th 12:12 SSU Criswell 4 run (Barron PAT), 9-50, 3:22
 4th 4:43 MT Rowland 3 run (Clark PAT), 9-95, 4:00

	SSU	MT
FIRST DOWNS	13	22
Rushing.....	8	13
Passing.....	4	8
Penalty.....	1	1
NET YARDS RUSHING	145	228
Rushing Attempts.....	35	46
Average Per Rush.....	4.1	5.0
Rushing Touchdowns.....	1	6
Yards Gained Rushing.....	172	242
Yards Lost Rushing.....	27	14
NET YARDS PASSING	84	291
Completions-Attempts-Int.....	15-31-1	17-20-1
Average Per Attempt.....	2.7	14.6
Average Per Completion.....	5.6	17.1
Passing Touchdowns.....	0	1
TOTAL OFFENSE YARDS	229	519
Total offense plays.....	66	66
Average Gain Per Play.....	3.5	7.9
Fumbles: Number-Lost.....	2-2	3-2
Penalties: Number-Yards.....	10-73	9-70
PUNTS-YARDS	7-291	1-51
Average Yards Per Punt.....	41.6	51.0
Net Yards Per Punt.....	29.9	51.0
Inside 20.....	1	0
50+ Yards.....	1	1
Touchbacks.....	1	0
Fair catch.....	2	0
KICKOFFS-YARDS	2-130	10-582
Average Yards Per Kickoff.....	65.0	58.2
Net Yards Per Kickoff.....	40.0	41.0
Touchbacks.....	2	1
Punt returns: Number-Yards-TD.....	0-0-0	2-62-1
Average Per Return.....	0.0	31.0
Kickoff returns: Number-Yds-TD.....	9-147-0	0-0-0
Average Per Return.....	16.3	0.0
Interceptions: Number-Yds-TD.....	1-13-0	1-0-0
Fumble Returns: Number-Yds-TD.....	0-0-0	1-20-1
Miscellaneous Yards.....	0	32
Possession Time.....	32:51	27:09
1st Quarter.....	6:46	8:14
2nd Quarter.....	6:45	8:15
3rd Quarter.....	11:44	3:16
4th Quarter.....	7:36	7:24
Third-Down Conversions.....	4 of 14	9 of 10
Fourth-Down Conversions.....	0 of 2	0 of 0
Red-Zone Scores-Chances.....	0-13	7-7
Touchdowns.....	0-13	7-7
Field goals.....	0-13	0-7
Sacks By: Number-Yards.....	0-0	2-23
PAT Kicks.....	1-1	7-7
Field Goals.....	0-1	0-0
Points off turnovers.....	7	14



RUSHING: Savannah State-CRISWELL, A. 9-46; BERRY, Joshua 6-36; WILLIAMS, R. 6-30; WILSON, Ker-Sean 13-29; BENTLEY, N. 1-4. Middle Tennessee-WHATLEY, Reggie 9-65; ROWLAND, Tony 8-63; PARKER, Jordan 10-31; GRAMMER, Austin 4-26; BRYSON, J. 4-24; TUCKER, Shane 2-18; ERDELYI, A.J. 3-10; THOMAS, Kamani 3-1; STOCKSTILL, B. 2-minus 4; TEAM 1-minus 6.

PASSING: Savannah State-WILSON, Ker-Sean 15-31-1-84. Middle Tennessee-GRAMMER, Austin 15-17-0-250; STOCKSTILL, B. 2-3-1-41.

RECEIVING: Savannah State-WILLIAMS, R. 5-8; LONDON, Dereon 3-22; DRUMMOND, Kris 2-21; JOHNSON, Chris 2-11; MCDONALD, D. 1-17; WALKER, Isaiah 1-3; BERRY, Joshua 1-2. Middle Tennessee-BATTIES, E. 4-42; HENRY, Marcus 3-84; CLARKE, Devin 3-54; FRAZIER, D. 2-37; TUCKER, Shane 2-11; PARKER, Jordan 1-50; SMITH, Shannon 1-8; PETTIS, Terry 1-5.

INTERCEPTIONS: Savannah State-ANSLEY, Alfred 1-13. Middle Tennessee-BYARD, Kevin 1-0.

FUMBLES: Savannah State-WILSON, Ker-Sean 2-2. Middle Tennessee-FRAZIER, D. 1-1; SINGLETARY, J. 1-1; STOCKSTILL, B. 1-0.

GAME #2				
	Minnesota			35
	Middle Tennessee			24
September 6, 2014 Minneapolis, MN				
TCF Bank Stadium 47,223 3:12 73 degrees				

Score by Quarters	1	2	3	4	Score
Middle Tennessee	0	0	17	7	24
Minnesota	7	21	7	0	35

1st 5:18 UM Kirkwood 1 run (Santoso kick), 10-69, 4:55
 2nd 14:52 UM Myrick 31 INT (Santoso kick)
 2nd 13:40 UM William 27 pass from Leidner (Santoso kick) 1-27, :06
 2nd 4:21 UM Cobb 7 run (Santoso kick), 5-56, 2:07
 3rd 13:57 MT Whatley 44 run (Clark kick), 3-75, 1:03
 3rd 8:12 MT Clark 21 FG, 8-69, 1:53
 3rd 4:17 UM Cobb 48 run (Santoso kick), 8-78, 3:55
 3rd 2:09 MT Whatley 12 run (Clark kick), 1-12, :05
 4th :45 MT Henry 3 pass from Grammer (Clark kick), 14-80, 3:50

	MT	UM
FIRST DOWNS	23	18
Rushing.....	7	14
Passing.....	15	3
Penalty.....	1	1
NET YARDS RUSHING	190	284
Rushing Attempts.....	43	50
Average Per Rush.....	4.4	5.7
Rushing Touchdowns.....	2	3
Yards Gained Rushing.....	217	295
Yards Lost Rushing.....	27	11
NET YARDS PASSING	255	67
Completions-Attempts-Int.....	22-38-3	5-11-1
Average Per Attempt.....	6.7	6.1
Average Per Completion.....	11.6	13.4
Passing Touchdowns.....	1	1
TOTAL OFFENSE YARDS	445	351
Total offense plays.....	81	61
Average Gain Per Play.....	5.5	5.8
Fumbles: Number-Lost.....	0-0	1-0
Penalties: Number-Yards.....	9-80	3-24
PUNTS-YARDS	3-191	6-212
Average Yards Per Punt.....	43.3	35.3
Net Yards Per Punt.....	33.7	26.7
Inside 20.....	0	0
50+ Yards.....	1	0
Touchbacks.....	1	1
Fair catch.....	0	1
KICKOFFS-YARDS	4-178	6-390
Average Yards Per Kickoff.....	44.5	65.0
Net Yards Per Kickoff.....	29.8	40.0
Touchbacks.....	0	6
Punt returns: Number-Yards-TD.....	3-32-0	1-9-0
Average Per Return.....	10.7	9.0
Kickoff returns: Number-Yds-TD.....	0-0-0	3-59-0
Average Per Return.....	0.0	19.7
Interceptions: Number-Yds-TD.....	1-0-0	3-32-1
Fumble Returns: Number-Yds-TD.....	0-0-0	0-0-0
Miscellaneous Yards.....	0	0
Possession Time.....	30:40	29:20
1st Quarter.....	6:03	8:57
2nd Quarter.....	10:15	4:45
3rd Quarter.....	5:12	9:48
4th Quarter.....	9:10	5:50
Third-Down Conversions.....	7 of 15	5 of 12
Fourth-Down Conversions.....	0 of 2	0 of 0
Red-Zone Scores-Chances.....	3-3	2-2
Touchdowns.....	2-3	2-2
Field goals.....	1-3	0-2
Sacks By: Number-Yards.....	0-0	2-14
PAT Kicks.....	3-3	5-5
Field Goals.....	1-2	0-1
Points off turnovers.....	0	14



RUSHING: Middle Tennessee-WHATLEY, Reggie 14-84; PARKER, Jordan 13-67; TUCKER, Shane 4-23; BRYSON, J. 2-8; GRAMMER, Austin 9-7; ERDELYI, A.J. 1-1. Minnesota-Cobb, David 29-220; Leidner, Mitch 5-32; Kirkwood, D. 5-23; Edwards, Berkley 6-17; Strevler, Chris 1-2; Maye, KJ 1-1; Team 2-minus 3; Fruechte, Isaac 1-minus 8.

PASSING: Middle Tennessee-GRAMMER, Austin 22-38-3-255. Minnesota-Leidner, Mitch 5-11-1-67.

RECEIVING: Middle Tennessee-BATTIES, E. 7-88; HENRY, Marcus 5-58; PARKER, Jordan 3-22; TUCKER, Shane 2-24; PERKINS, Chris 2-17; SMITH, Shannon 1-25; COLLIS, C. 1-11; CLARKE, Devin 1-10. Minnesota-Jones, Donovan 3-35; Williams, Maxx 1-27; Fruechte, Isaac 1-5.

INTERCEPTIONS: Middle Tennessee-BYARD, Kevin 1-0. Minnesota-Myrick, Jalen 1-31; Wilson, Damien 1-1; Boddy-Calhoun, B. 1-0.

FUMBLES: Middle Tennessee-None. Minnesota-Fruechte, Isaac 1-0.

GAME #3				
	WKU			47
	Middle Tennessee			50
September 13, 2014 Murfreesboro, TN				
Floyd Stadium 24911 4:03 68 degrees				

Score by Quarters	1	2	3	4	OT	OT	OT	Score
WKU	3	21	0	10	7	3	3	47
Middle Tennessee	14	10	0	10	7	3	6	50

1st 7:20 MT Grammer 59 run (Clark PAT), 2-67, :33
 1st 2:23 WK Schwettman 20 FG, 16-84, 4:57
 1st 1:23 MT Parker 7 run (Clark PAT), 4-65, 1:00
 2nd 14:31 WK Norris 47 pass from Doughty (Schwettman PAT), 6-78, 1:52
 2nd 10:38 WK Dangerfield 14 pass from Doughty (Schwettman PAT), 7-76, 2:44
 2nd 5:51 WK Allen 2 run (Schwettman PAT), 7-76, 3:18
 2nd 1:58 MT Clark 37 FG, 13-64, 3:53
 2nd :13 MT Grammer 11 run (Clark PAT), 7-54, 1:27
 4th 11:37 MT Tucker 2 run (Clark PAT), 8-80, 2:36
 4th 9:25 WK Henry 19 pass from Doughty (Schwettman PAT), 8-65, 2:12
 4th 2:29 MT Clark 29 FG, 17-68, 6:56
 4th :20 WK Schwettman 24 FG, 14-70, 2:09
 1OT WK Henry 25 pass from Doughty (Schwettman PAT), 1-25, 0:00
 1OT MT Grammer 1 run (Clark PAT), 7-25, 0:00
 2OT MT Clark 42 FG, 4-0, 0:00
 2OT WK Schwettman 36 FG, 4-6, 0:00
 3OT WK Schwettman 27 FG, 6-15, 0:00
 3OT MT Batties 25 pass from Grammer, 1-25, 0:00

	WKU	MT
FIRST DOWNS	33	28
Rushing.....	9	16
Passing.....	22	11
Penalty.....	2	1
NET YARDS RUSHING	125	323
Rushing Attempts.....	36	61
Average Per Rush.....	3.5	5.3
Rushing Touchdowns.....	1	5
Yards Gained Rushing.....	143	352
Yards Lost Rushing.....	18	29
NET YARDS PASSING	593	218
Completions-Attempts-Int.....	43-66-1	17-28-0
Average Per Attempt.....	9.0	7.8
Average Per Completion.....	13.8	12.8
Passing Touchdowns.....	4	1
TOTAL OFFENSE YARDS	718	541
Total offense plays.....	102	89
Average Gain Per Play.....	7.0	6.1
Fumbles: Number-Lost.....	0-0	1-0
Penalties: Number-Yards.....	10-92	7-62
PUNTS-YARDS	3-93	6-241
Average Yards Per Punt.....	31.0	40.2
Net Yards Per Punt.....	31.0	39.3
Inside 20.....	1	2
50+ Yards.....	0	1
Touchbacks.....	0	0
Fair catch.....	0	3
KICKOFFS-YARDS	7-399	7-436
Average Yards Per Kickoff.....	57.0	62.3
Net Yards Per Kickoff.....	39.1	37.3
Touchbacks.....	1	1
Punt returns: Number-Yards-TD.....	2-5-0	0-0-0
Average Per Return.....	2.5	0.0
Kickoff returns: Number-Yds-TD.....	6-150-0	5-100-0
Average Per Return.....	25.0	20.0
Interceptions: Number-Yds-TD.....	0-0-0	1-0-0
Fumble Returns: Number-Yds-TD.....	0-0-0	0-0-0
Miscellaneous Yards.....	0	0
Possession Time.....	30:46	29:14
1st Quarter.....	11:45	3:15
2nd Quarter.....	7:02	7:58
3rd Quarter.....	6:51	8:09
4th Quarter.....	5:08	9:52
OT Quarter.....	0:00	0:00
Third-Down Conversions.....	12 of 21	7 of 18
Fourth-Down Conversions.....	0 of 1	2 of 2
Red-Zone Scores-Chances.....	7-9	7-7
Touchdowns.....	3-9	4-7
Field goals.....	4-9	3-7
Sacks By: Number-Yards.....	2-21	2-14
PAT Kicks.....	5-5	5-5
Field Goals.....	4-5	3-3
Points off turnovers.....	0	7

RUSHING: WKU-ALLEN, Leon 30-128; WALES, Anthony 3-13; TOWNER, Kylan 1-minus 2; DOUGHTY, B. 2-minus 14. Middle Tennessee-GRAMMER, Austin 19-125; WHATLEY, Reggie 15-74; TUCKER, Shane 13-67; BRYSON, J. 5-34; PARKER, Jordan 8-26; TEAM 1-minus 3.

PASSING: WKU-DOUGHTY, B. 43-66-1-593. Middle Tennessee-GRAMMER, Austin 17-28-0-218.

RECEIVING: WKU-HENRY, Mitchell 7-128; DANGERFIELD, J. 7-107; NORRIS, N. 6-174; GRANT, Antwane 6-73; MCNEAL, Willie 6-31; ALLEN, Leon 4-8; HIGBEE, Tyler 2-48; GERMAN, Joel 2-17; TAYLOR, Taywan 2-4; FANT, Nacarius 1-3. Middle Tennessee-HENRY, Marcus 6-54; COLLIS, C. 4-36; BRYSON, J. 3-27; BATTIES, E. 2-38; TUCKER, Shane 1-52; CLARKE, Devin 1-11.

INTERCEPTIONS: WKU-None. Middle Tennessee-SINGLETARY, J. 1-0.

FUMBLES: WKU-None. Middle Tennessee-TEAM 1-0.

GAME #4	
 Memphis	36
 Middle Tennessee	17
September 20, 2014 Memphis, TN Liberty Bowl Stadium 46378 3:08 87 degrees	

Score by Quarters	1	2	3	4	Score
Middle Tennessee	7	0	3	7	17
Memphis	9	10	3	14	36

1st 11:41 UM Ross 7 pass from Lynch (Elliott PAT), 11-79, 3:19
 1st 6:20 UM Jacks sack in endzone
 1st 2:33 MT Tucker 1 run (Clark PAT), 5-44, 1:40
 2nd 9:43 MT Elliott 27 FG, 10-37, 3:34
 2nd 7:34 UM Dorceus 32 run (Elliott PAT), 3-40, :38
 3rd 7:09 UM Elliott 29 FG, 9-52, 2:52
 3rd 3:33 MT Clark 36 FG, 10-56, 3:36
 4th 12:51 UM Cross 50 pass from Lynch (Elliott PAT), 7-72, 3:05
 4th 11:13 UM McCain 59 fumble return (Elliott PAT)
 4th 2:17 MT Tucker 3 run (Clark PAT), 7-87, 1:46

	MT	UM
FIRST DOWNS	17	26
Rushing.....	5	11
Passing.....	12	14
Penalty.....	0	1
NET YARDS RUSHING	88	261
Rushing Attempts.....	34	51
Average Per Rush.....	2.6	5.1
Rushing Touchdowns.....	2	1
Yards Gained Rushing.....	126	272
Yards Lost Rushing.....	38	11
NET YARDS PASSING	237	219
Completions-Attempts-Int.....	24-35-1	21-35-1
Average Per Attempt.....	6.8	6.3
Average Per Completion.....	9.9	10.4
Passing Touchdowns.....	0	2
TOTAL OFFENSE YARDS	325	480
Total offense plays.....	69	86
Average Gain Per Play.....	4.7	5.6
Fumbles: Number-Lost.....	3-2	1-0
Penalties: Number-Yards.....	4-36	6-35
PUNTS-YARDS	7-300	5-150
Average Yards Per Punt.....	42.9	30.0
Net Yards Per Punt.....	36.9	30.0
Inside 20.....	1	4
50+ Yards.....	1	0
Touchbacks.....	0	0
Fair catch.....	0	2
KICKOFFS-YARDS	4-237	7-454
Average Yards Per Kickoff.....	59.2	64.9
Net Yards Per Kickoff.....	33.0	41.1
Touchbacks.....	0	6
Punt returns: Number-Yards-TD.....	2-0-0	6-42-0
Average Per Return.....	0.0	7.0
Kickoff returns: Number-Yds-TD.....	1-16-0	4-105-0
Average Per Return.....	16.0	26.2
Interceptions: Number-Yds-TD.....	1-35-0	1-0-0
Fumble Returns: Number-Yds-TD.....	0-0-0	1-59-1
Miscellaneous Yards.....	0	0
Possession Time.....	26:29	33:31
1st Quarter.....	4:57	10:03
2nd Quarter.....	7:51	7:09
3rd Quarter.....	7:10	7:50
4th Quarter.....	6:31	8:29
Third-Down Conversions.....	4 of 15	6 of 17
Fourth-Down Conversions.....	1 of 1	0 of 1
Red-Zone Scores-Chances.....	3-3	3-3
Touchdowns.....	2-3	1-3
Field goals.....	1-3	2-3
Sacks By: Number-Yards.....	0-0	5-27
PAT Kicks.....	2-2	4-4
Field Goals.....	1-1	2-3
Points off turnovers.....	7	7



RUSHING: Middle Tennessee-WHATLEY, Reggie 8-41; TUCKER, Shane 7-23; PARKER, Jordan 7-21; GRAMMER, Austin 11-2; BRYSON, J. 1-1. Memphis-HAYES, Brandon 21-99; DORCEUS, D. 15-91; CRAFT, Sam 6-52; LYNCH, Paxton 5-16; FRAZIER, Mose 2-8; TEAM 2-minus 5.

PASSING: Middle Tennessee-GRAMMER, Austin 24-35-1-237. Memphis-LYNCH, Paxton 21-35-1-219.

RECEIVING: Middle Tennessee-FRAZIER, D. 7-96; HENRY, Marcus 5-34; TUCKER, Shane 3-42; PETTIS, Terry 2-21; PARKER, Jordan 2-12; COLLIS, C. 1-11; CLARKE, Devin 1-6; BRYSON, J. 1-6; SMITH, Shannon 1-6; BATTIES, E. 1-3. Memphis-MALONE, Keiwone 6-76; FRAZIER, Mose 4-39; MAYHUE, Phil 3-25; CROSS, Alan 2-57; CRAIG, Joe 2-12; CRAFT, Sam 1-8; PROCTOR, Rod. 1-5; JONES, Tevin 1-1; HAYES, Brandon 1-minus 4.

INTERCEPTIONS: Middle Tennessee-WALKER, Xavier 1-35. Memphis-JAKES, Tank 1-0.

FUMBLES: Middle Tennessee-GRAMMER, Austin 2-1; TEAM 1-1. Memphis-DORCEUS, D. 1-0.

GAME #5	
 Old Dominion	28
 Middle Tennessee	41
September 26, 2014 Norfolk, VA S.B. Ballard Stadium 20118 3:37 67 degrees	

Score by Quarters	1	2	3	4	Score
Middle Tennessee	0	24	7	10	41
Old Dominion	0	7	14	7	28

2nd 13:30 MT Clark 23 FG, 13-66, 5:39
 2nd 11:52 MT Byard 76 punt return (Clark PAT)
 2nd 11:21 MT Tucker 27 pass from Grammer (Clark PAT), 2-27, :12
 2nd 7:01 MT Grammer 7 run (Clark PAT), 8-53, 3:23
 2nd 2:37 OD Vaughn 27 pass from Heinicke (Segers PAT), 9-74, 4:18
 3rd 7:01 OD Vaughn 20 pass from Heinicke (Segers PAT), 7-94, 1:36
 3rd 4:55 MT Grammer 10 run (Clark PAT), 7-63, 1:58
 3rd 1:08 OD Vaughn 4 pass from Heinicke (Segers PAT), 11-80, 3:42
 4th 10:48 MT Henry 53 pass from Grammer (Clark PAT), 5-61, 2:12
 4th 8:50 OD Little 4 pass from Heinicke (Segers PAT), 7-74, 1:52
 4th 5:18 MT Clark 29 FG, 7-37, 3:31

	MT	ODU
FIRST DOWNS	29	24
Rushing.....	18	5
Passing.....	11	16
Penalty.....	0	3
NET YARDS RUSHING	280	41
Rushing Attempts.....	57	19
Average Per Rush.....	4.9	2.2
Rushing Touchdowns.....	2	0
Yards Gained Rushing.....	294	91
Yards Lost Rushing.....	14	50
NET YARDS PASSING	259	362
Completions-Attempts-Int.....	25-30-0	29-44-3
Average Per Attempt.....	8.6	8.2
Average Per Completion.....	10.4	12.5
Passing Touchdowns.....	2	4
TOTAL OFFENSE YARDS	539	403
Total offense plays.....	87	63
Average Gain Per Play.....	6.2	6.4
Fumbles: Number-Lost.....	3-2	2-1
Penalties: Number-Yards.....	9-85	2-25
PUNTS-YARDS	3-112	5-223
Average Yards Per Punt.....	37.3	44.6
Net Yards Per Punt.....	36.7	27.6
Inside 20.....	1	0
50+ Yards.....	0	2
Touchbacks.....	0	0
Fair catch.....	1	1
KICKOFFS-YARDS	8-477	4-245
Average Yards Per Kickoff.....	59.6	61.2
Net Yards Per Kickoff.....	42.4	39.5
Touchbacks.....	1	0
Punt returns: Number-Yards-TD.....	3-85-1	1-2-0
Average Per Return.....	28.3	2.0
Kickoff returns: Number-Yds-TD.....	4-87-0	7-113-0
Average Per Return.....	21.8	16.1
Interceptions: Number-Yds-TD.....	3-2-0	0-0-0
Fumble Returns: Number-Yds-TD.....	0-0-0	0-0-0
Miscellaneous Yards.....	0	0
Possession Time.....	38:14	21:46
1st Quarter.....	12:19	2:41
2nd Quarter.....	7:42	7:18
3rd Quarter.....	8:31	6:29
4th Quarter.....	9:42	5:18
Third-Down Conversions.....	9 of 16	3 of 8
Fourth-Down Conversions.....	1 of 1	0 of 0
Red-Zone Scores-Chances.....	4-6	3-3
Touchdowns.....	2-6	3-3
Field goals.....	2-6	0-3
Sacks By: Number-Yards.....	6-49	1-6
PAT Kicks.....	5-5	4-4
Field Goals.....	2-2	0-0
Points off turnovers.....	7	7



RUSHING: Middle Tennessee-PARKER, Jordan 31-158; GRAMMER, Austin 11-67; WHATLEY, Reggie 8-39; TUCKER, Shane 5-19; BRYSON, J. 1-minus 1; TEAM 1-minus 2. Old Dominion-JOHNSON, Gerard 6-22; HEINICKE, T. 12-16; VAUGHAN, A. 1-3.

PASSING: Middle Tennessee-GRAMMER, Austin 25-30-0-259. Old Dominion-HEINICKE, T. 29-44-3-362.

RECEIVING: Middle Tennessee-BATTIES, E. 7-48; HENRY, Marcus 4-83; CLARKE, Devin 4-19; PETTIS, Terry 2-36; COLLIS, C. 2-9; PARKER, Jordan 2-7; TUCKER, Shane 1-27; SMITH, Shannon 1-11; FRAZIER, D. 1-10; PENNYCUFF, C. 1-9. Old Dominion-PASCAL, Zach 8-110; VAUGHAN, A. 7-105; JOHNSON, Gerard 6-27; WASHINGTON, D. 3-94; LAWRY, Ray 2-13; ENGLAND, Nick 1-12; LITTLE, Marques 1-4; LOWE, Vincent 1-minus 3.

INTERCEPTIONS: Middle Tennessee-AKINS, Shon 1-0; BYARD, Kevin 1-0; BARBER, T.T. 1-minus 2. Old Dominion-None.

FUMBLES: Middle Tennessee-PARKER, Jordan 1-0; TUCKER, Shane 1-1; BRYSON, J. 1-1. Old Dominion-WASHINGTON, D. 1-1; HEINICKE, T. 1-0.

GAME #6	
 Southern Miss	31
 Middle Tennessee	37
October 4, 2014 Murfreesboro, TN Floyd Stadium 14022 3:32 55 degrees	

Score by Quarters	1	2	3	4	Score
Southern Miss	3	9	0	19	31
Middle Tennessee	10	14	0	13	37

1st 11:36 MT Clark 40 FG, 4-4, 1:22
 1st 3:38 USM Acosta 25 FG, 6-16, 1:48
 1st 2:43 MT Tucker 1 run (Clark PAT), 4-36, :55
 2nd 14:22 USM Payne 1 run (Kick Blocked), 10-72, 3:21
 2nd 14:03 MT Pettis 59 pass from Grammer (Clark PAT), 1-59, :19
 2nd 5:12 MT Tucker 44 run (Clark PAT), 4-86, 1:31
 2nd 2:23 USM Acosta 26 FG, 10-45, 2:49
 4th 12:26 MT Clarke 33 pass from Grammer (Clark PAT), 13-93, 6:05
 4th 10:07 USM Thomas 17 pass from Mullens (Pass Failed), 10-92, 2:19
 4th 8:41 MT Whatley 64 run (Pass Failed), 3-75, 1:21
 4th 7:09 USM Thomas 17 pass from Mullens (Pass Failed), 5-74, 1:32
 4th :27 USM Ricard 8 pass from Mullens (Acosta Kick), 13-66, 2:13

	USM	MT
FIRST DOWNS	30	22
Rushing.....	7	9
Passing.....	23	13
Penalty.....	0	0
NET YARDS RUSHING	111	239
Rushing Attempts.....	34	39
Average Per Rush.....	3.3	6.1
Rushing Touchdowns.....	1	3
Yards Gained Rushing.....	124	244
Yards Lost Rushing.....	13	5
NET YARDS PASSING	426	344
Completions-Attempts-Int.....	36-55-1	22-27-0
Average Per Attempt.....	7.7	12.7
Average Per Completion.....	11.8	15.6
Passing Touchdowns.....	3	2
TOTAL OFFENSE YARDS	537	583
Total offense plays.....	89	66
Average Gain Per Play.....	6.0	8.8
Fumbles: Number-Lost.....	3-1	1-1
Penalties: Number-Yards.....	6-48	6-49
PUNTS-YARDS	3-82	2-52
Average Yards Per Punt.....	27.3	26.0
Net Yards Per Punt.....	27.7	16.0
Inside 20.....	1	0
50+ Yards.....	0	0
Touchbacks.....	0	1
Fair catch.....	0	0
KICKOFFS-YARDS	6-368	7-416
Average Yards Per Kickoff.....	61.3	59.4
Net Yards Per Kickoff.....	34.2	34.3
Touchbacks.....	2	0
Punt returns: Number-Yards-TD.....	0-0-0	1-1-0
Average Per Return.....	0.0	1.0
Kickoff returns: Number-Yds-TD.....	7-176-0	4-113-0
Average Per Return.....	25.1	28.2
Interceptions: Number-Yds-TD.....	0-0-0	1-1-0
Fumble Returns: Number-Yds-TD.....	0-0-0	0-0-0
Miscellaneous Yards.....	0	0
Possession Time.....	32:14	27:46
1st Quarter.....	11:05	3:55
2nd Quarter.....	10:47	4:13
3rd Quarter.....	4:18	10:42
4th Quarter.....	6:04	8:56
Third-Down Conversions.....	12 of 19	6 of 12
Fourth-Down Conversions.....	0 of 0	1 of 2
Red-Zone Scores-Chances.....	6-7	1-2
Touchdowns.....	4-7	1-2
Field goals.....	2-7	0-2
Sacks By: Number-Yards.....	1-1	2-9
PAT Kicks.....	1-2	4-4
Field Goals.....	2-2	1-2
Points off turnovers.....	2	7



RUSHING: USM-PAYNE, George 24-89; MULLENS, Nick 5-13; SMITH, Ito 4-9; FOSTER, Kyle 1-0. Middle Tennessee-WHATLEY, Reggie 10-100; TUCKER, Shane 5-60; PARKER, Jordan 14-40; GRAMMER, Austin 7-35; BRYSON, J. 2-6; TEAM 1-minus 2.

PASSING: USM-MULLENS, Nick 36-54-1-426; TEAM 0-1-0-0. Middle Tennessee-GRAMMER, Austin 21-26-0-332; TUCKER, Shane 1-1-0-12.

RECEIVING: USM-THOMAS, Michael 9-114; MARTIN, Casey 8-70; PAYNE, George 3-51; RICARD, M. 3-34; TRIPLETT, M. 3-33; THOMPSON, D.J. 3-28; FOSTER, Kyle 2-44; DAVIS, Daythan 2-25; COX, James 2-24; PARKS, Tez 1-3. Middle Tennessee-TUCKER, Shane 6-78; BATTIES, E. 5-38; CLARKE, Devin 4-106; PETTIS, Terry 2-77; PERKINS, Chris 2-13; GRAMMER, Austin 1-12; HENRY, Marcus 1-11; SMITH, Shannon 1-9.

INTERCEPTIONS: USM-None. Middle Tennessee-BYARD, Kevin 1-1.

FUMBLES: USM-THOMAS, Michael 1-1; PARKS, Tez 1-0; SMITH, Ito 1-0. Middle Tennessee-GRAMMER, Austin 1-1.

GAME #7		
	Marshall	49
	Middle Tennessee	24
October 11, 2014 Huntington, WV		
Joan Edwards Stadium 30210 3:27 51 degrees		

Score by Quarters	1	2	3	4	Score
Middle Tennessee	7	10	0	7	24
Marshall	14	14	14	7	49

1st 11:40 MU Johnson 13 run (Haig PAT), 5-55, 1:52
 1st 5:45 MU Johnson 1 run (Haig PAT), 6-60, 2:19
 1st 2:23 MT Parker 6 pass from Grammer (Clark PAT), 7-63, 3:22
 2nd 14:28 MU Wilkins 26 pass from Cato (Haig PAT), 8-78, 2:55
 2nd 6:49 MT Clark 34 FG, 6-34, 1:29
 2nd 3:47 MU McManus 29 pass from Cato (Haig PAT), 8-65, 3:02
 2nd :25 MT Tucker 4 pass from Grammer (Clark PAT), 5-41, :46
 3rd 13:47 MU Cato 4 run (Haig PAT), 5-59, 1:13
 3rd 3:14 MU Johnson 2 run (Haig PAT), 8-66, 3:01
 4th 14:55 MU Wilkins 6 pass from Cato (Haig PAT), 3-14, :56
 4th 4:29 MT Bryson 1 run (Clark PAT), 14-80, 4:22

	MT	MU
FIRST DOWNS	20	28
Rushing.....	10	12
Passing.....	8	12
Penalty.....	2	4
NET YARDS RUSHING	169	252
Rushing Attempts.....	37	52
Average Per Rush.....	4.6	4.8
Rushing Touchdowns.....	1	4
Yards Gained Rushing.....	189	271
Yards Lost Rushing.....	20	19
NET YARDS PASSING	201	337
Completions-Attempts-Int.....	25-37-1	17-33-1
Average Per Attempt.....	5.4	10.2
Average Per Completion.....	8.0	19.8
Passing Touchdowns.....	2	3
TOTAL OFFENSE YARDS	370	589
Total offense plays.....	74	85
Average Gain Per Play.....	5.0	6.9
Fumbles: Number-Lost.....	2-1	2-1
Penalties: Number-Yards.....	8-101	8-101
PUNTS-YARDS	7-266	3-142
Average Yards Per Punt.....	38.0	47.3
Net Yards Per Punt.....	37.4	40.7
Inside 20.....	2	2
50+ Yards.....	0	2
Touchbacks.....	0	0
Fair catch.....	6	0
KICKOFFS-YARDS	5-244	8-462
Average Yards Per Kickoff.....	48.8	57.8
Net Yards Per Kickoff.....	33.8	39.2
Touchbacks.....	0	2
Punt returns: Number-Yards-TD.....	2-20-0	1-4-0
Average Per Return.....	10.0	4.0
Kickoff returns: Number-Yds-TD.....	6-98-0	3-75-0
Average Per Return.....	16.3	25.0
Interceptions: Number-Yds-TD.....	1-0-0	1-32-0
Fumble Returns: Number-Yds-TD.....	0-0-0	0-0-0
Miscellaneous Yards.....	0	0
Possession Time.....	27:00	33:00
1st Quarter.....	7:09	7:51
2nd Quarter.....	7:35	7:25
3rd Quarter.....	6:10	8:50
4th Quarter.....	6:06	8:54
Third-Down Conversions.....	3 of 14	7 of 17
Fourth-Down Conversions.....	1 of 2	4 of 5
Red-Zone Scores-Chances.....	4-4	5-7
Touchdowns.....	3-4	5-7
Field goals.....	1-4	0-7
Sacks By: Number-Yards.....	2-11	1-10
PAT Kicks.....	3-3	7-7
Field Goals.....	1-1	0-1
Points off turnovers.....	14	7



RUSHING: Middle Tennessee-PARKER, Jordan 14-100; BRYSON, J. 7-29; WHATLEY, Reggie 4-19; TUCKER, Shane 5-19; GRAMMER, Austin 7-2. MARSHALL-JOHNSON, Devon 19-134; WATSON, Remi 16-57; BUTLER, Steward 8-53; CATO, Rakeem 8-5; HOLCOMBE, G. 1-3.

PASSING: Middle Tennessee-GRAMMER, Austin 25-37-1-201. MARSHALL-CATO, Rakeem 17-33-1-337.

RECEIVING: Middle Tennessee-BRYSON, J. 5-23; PETTIS, Terry 4-47; BATTIES, E. 3-50; TUCKER, Shane 3-29; CLARKE, Devin 3-20; PARKER, Jordan 2-11; SMITH, Shannon 2-5; COLLIS, C. 2-2; BARRON, Tyler 1-14. MARSHALL-WILKINS, Craig 5-77; SHULER, Tommy 3-65; MCMANUS, D. 2-68; HUNT, Justin 2-40; FROHNAPFEL, E. 2-28; YURACHEK, Ryan 2-22; JEAN-LOUIS, A. 1-37.

INTERCEPTIONS: Middle Tennessee-SANDERS, DJ 1-0. MARSHALL-LEGGETT, A.J. 1-32.

FUMBLES: Middle Tennessee-WHATLEY, Reggie 2-1. MARSHALL-CATO, Rakeem 2-1.

GAME #8		
	UAB	22
	Middle Tennessee	34
October 18, 2014 Murfreesboro, TN		
Floyd Stadium 18717 3:26 63 degrees		

Score by Quarters	1	2	3	4	Score
UAB	6	9	7	0	22
Middle Tennessee	14	7	0	13	34

1st 12:37 MT Bryson 1 run (Clark PAT), 3-35, 1:03
 1st 7:16 UAB Long 25 FG, 12-57, 5:21
 1st 1:11 UAB Long 42 FG, 6-13, 2:32
 1st :25 MT Perkins 65 pass from Grammer (Clark PAT), 2-80, :46
 2nd 11:34 UAB Long 32 FG, 11-50, 3:51
 2nd 6:05 UAB Howard 1 run (Pass Failed), 12-75, 4:59
 2nd 3:50 MT Bryson 2 run (Clark PAT), 6-59, 2:15
 3rd 1:31 UAB Staples 43 pass from Clements (Long PAT) 7-74, 3:46
 4th 11:00 MT Whatley 67 run (Pass Failed), 2-70, :31
 4th 2:08 MT Henry 30 pass from Grammer (Clark PAT), 7-47, 3:31

	UAB	MT
FIRST DOWNS	25	13
Rushing.....	13	8
Passing.....	10	3
Penalty.....	2	2
NET YARDS RUSHING	220	229
Rushing Attempts.....	60	41
Average Per Rush.....	3.7	5.6
Rushing Touchdowns.....	1	3
Yards Gained Rushing.....	256	265
Yards Lost Rushing.....	36	36
NET YARDS PASSING	185	141
Completions-Attempts-Int.....	19-30-2	6-19-0
Average Per Attempt.....	6.2	7.4
Average Per Completion.....	9.7	23.5
Passing Touchdowns.....	1	2
TOTAL OFFENSE YARDS	405	370
Total offense plays.....	90	60
Average Gain Per Play.....	4.5	6.2
Fumbles: Number-Lost.....	1-1	1-0
Penalties: Number-Yards.....	10-90	8-70
PUNTS-YARDS	5-214	9-321
Average Yards Per Punt.....	42.8	35.7
Net Yards Per Punt.....	40.8	31.9
Inside 20.....	0	1
50+ Yards.....	1	1
Touchbacks.....	0	1
Fair catch.....	2	1
KICKOFFS-YARDS	6-342	6-290
Average Yards Per Kickoff.....	57.0	48.3
Net Yards Per Kickoff.....	35.7	38.7
Touchbacks.....	4	1
Punt returns: Number-Yards-TD.....	5-14-0	2-10-0
Average Per Return.....	2.8	5.0
Kickoff returns: Number-Yds-TD.....	3-33-0	2-28-0
Average Per Return.....	11.0	14.0
Interceptions: Number-Yds-TD.....	0-0-0	2-24-0
Fumble Returns: Number-Yds-TD.....	0-0-0	0-0-0
Miscellaneous Yards.....	0	0
Possession Time.....	34:25	25:35
1st Quarter.....	8:18	6:42
2nd Quarter.....	11:06	3:54
3rd Quarter.....	8:28	6:32
4th Quarter.....	6:33	8:27
Third-Down Conversions.....	7 of 18	3 of 14
Fourth-Down Conversions.....	1 of 2	1 of 2
Red-Zone Scores-Chances.....	4-4	2-2
Touchdowns.....	1-4	2-2
Field goals.....	3-4	0-2
Sacks By: Number-Yards.....	4-29	6-30
PAT Kicks.....	1-1	4-4
Field Goals.....	3-3	0-0
Points off turnovers.....	0	14

RUSHING: UAB-HOWARD, Jordan 32-121; VINSON, D.J. 12-51; CLEMENTS, Cody 13-38; NELSON, JJ 1-12; MAGEE, Josh 1-7; BRISCOE, Jeremi 1-minus 9. Middle Tennessee-WHATLEY, Reggie 7-100; BRYSON, J. 9-64; TUCKER, Shane 12-56; GRAMMER, Austin 12-9; PARKER, Jordan 1-0.

PASSING: UAB-CLEMENTS, Cody 19-29-1-185; LONG, Ty 0-1-1-0; BRISCOE, Jeremi 0-0-0-0. Middle Tennessee-GRAMMER, Austin 6-19-0-141.

RECEIVING: UAB-STAPLES, Jamari 4-83; BACKMAN, Kennar 4-26; VINSON, D.J. 4-22; HUMPHREY, Maudr 3-21; MAGEE, Josh 1-15; HEIGHT, Nyiakki 1-12; HOWARD, Jordan 1-3; NELSON, JJ 1-3. Middle Tennessee-HENRY, Marcus 2-36; PERKINS, Chris 1-65; CLARKE, Devin 1-30; TUCKER, Shane 1-6; BRYSON, J. 1-4.

INTERCEPTIONS: UAB-None. Middle Tennessee-BARBER, T.T. 1-24; BYARD, Kevin 1-0.

FUMBLES: UAB-BROWN, Devon 1-1. Middle Tennessee-GRAMMER, Austin 1-0.

2014 Middle Tennessee Football
Middle Tennessee Overall Team Statistics (as of Oct 26, 2014)
All games

Team Statistics	MT	OPP
SCORING	288	255
Points Per Game	36.0	31.9
Points Off Turnovers	19148	19113
FIRST DOWNS	174	197
Rushing	86	79
Passing	81	104
Penalty	7	14
RUSHING YARDAGE	1746	1439
Yards gained rushing	1929	1624
Yards lost rushing	183	185
Rushing Attempts	358	337
Average Per Rush	4.9	4.3
Average Per Game	218.2	179.9
TDs Rushing	24	12
PASSING YARDAGE	1946	2273
Comp-Att-Int	158-234-6	185-305-11
Average Per Pass	8.3	7.5
Average Per Catch	12.3	12.3
Average Per Game	243.2	284.1
TDs Passing	11	18
TOTAL OFFENSE	3692	3712
Total Plays	592	642
Average Per Play	6.2	5.8
Average Per Game	461.5	464.0
KICK RETURNS: #-Yards	22-442	42-858
PUNT RETURNS: #-Yards	15-208	16-76
INT RETURNS: #-Yards	11-58	6-77
KICK RETURN AVERAGE	20.1	20.4
PUNT RETURN AVERAGE	13.9	4.8
INT RETURN AVERAGE	5.3	12.8
FUMBLES-LOST	14-8	12-6
PENALTIES-Yards	60-553	55-488
Average Per Game	69.1	61.0
PUNTS-Yards	38-1473	37-1407
Average Per Punt	38.8	38.0
Net punt average	35.2	31.3
KICKOFFS-Yards	51-2860	46-2756
Average Per Kick	56.1	59.9
Net kick average	37.3	37.8
TIME OF POSSESSION/Game	29:01	30:59
3RD-DOWN Conversions	48/114	56/126
3rd-Down Pct	42%	44%
4TH-DOWN Conversions	7/12	5/11
4th-Down Pct	58%	45%
SACKS BY-Yards	20-136	16-108
MISC YARDS	32	0
TOUCHDOWNS SCORED	38	32
FIELD GOALS-ATTEMPTS	9-11	11-16
ON-SIDE KICKS	0-2	0-2
RED-ZONE SCORES	(31-34) 91%	(31-37) 84%
RED-ZONE TOUCHDOWNS	(23-34) 68%	(20-37) 54%
PAT-ATTEMPTS	(33-33) 100%	(28-29) 97%
ATTENDANCE	73255	143929
Games/Avg Per Game	4/18314	4/35982
Neutral Site Games		0/0

Score by Quarters	1st	2nd	3rd	4th	OT	Total
Middle Tennessee	72	79	47	74	16	288
Opponents	42	91	45	64	13	255

2014 Middle Tennessee Football
Middle Tennessee Overall Individual Statistics (as of Oct 26, 2014)
All games

<u>Rushing</u>	<u>gp</u>	<u>att</u>	<u>gain</u>	<u>loss</u>	<u>net</u>	<u>avg</u>	<u>td</u>	<u>lg</u>	<u>avg/g</u>
WHATLEY, Reggie	8	75	540	18	522	7.0	4	67	65.2
PARKER, Jordan	8	98	457	14	443	4.5	2	40	55.4
TUCKER, Shane	8	53	288	3	285	5.4	6	44	35.6
GRAMMER, Austin	8	80	396	123	273	3.4	5	59	34.1
BRYSON, J.	8	31	171	6	165	5.3	5	34	20.6
ROWLAND, Tony	8	8	63	0	63	7.9	1	19	7.9
ERDELY, A.J.	2	4	11	0	11	2.8	1	4	5.5
THOMAS, Kamani	4	3	3	2	1	0.3	0	3	0.2
STOCKSTILL, B.	1	2	0	4	-4	-2.0	0	0	-4.0
TEAM	6	4	0	13	-13	-3.2	0	0	-2.2
Total	8	358	1929	183	1746	4.9	24	67	218.2
Opponents	8	337	1624	185	1439	4.3	12	48	179.9

<u>Passing</u>	<u>gp</u>	<u>effic</u>	<u>comp-att-int</u>	<u>pct</u>	<u>yds</u>	<u>td</u>	<u>lg</u>	<u>avg/g</u>
GRAMMER, Austin	8	147.96	155-230-5	67.4	1893	11	65	236.6
STOCKSTILL, B.	1	114.80	2-3-1	66.7	41	0	33	41.0
TUCKER, Shane	8	200.80	1-1-0	100.0	12	0	12	1.5
Total	8	147.76	158-234-6	67.5	1946	11	65	243.2
Opponents	8	135.52	185-305-11	60.7	2273	18	67	284.1

<u>Receiving</u>	<u>gp</u>	<u>no.</u>	<u>yds</u>	<u>avg</u>	<u>td</u>	<u>lg</u>	<u>avg/g</u>
BATTIES, E.	8	29	307	10.6	1	34	38.4
HENRY, Marcus	8	26	360	13.8	3	53	45.0
TUCKER, Shane	8	19	269	14.2	3	52	33.6
CLARKE, Devin	8	18	256	14.2	1	39	32.0
PETTIS, Terry	8	11	186	16.9	1	59	23.2
FRAZIER, D.	8	10	143	14.3	0	33	17.9
PARKER, Jordan	8	10	102	10.2	1	50	12.8
COLLIS, C.	7	10	69	6.9	0	16	9.9
BRYSON, J.	8	10	60	6.0	0	18	7.5
SMITH, Shannon	8	7	64	9.1	0	25	8.0
PERKINS, Chris	8	5	95	19.0	1	65	11.9
BARRON, Tyler	6	1	14	14.0	0	14	2.3
GRAMMER, Austin	8	1	12	12.0	0	12	1.5
PENNYCUFF, C.	8	1	9	9.0	0	9	1.1
Total	8	158	1946	12.3	11	65	243.2
Opponents	8	185	2273	12.3	18	67	284.1

<u>Punt Returns</u>	<u>no.</u>	<u>yds</u>	<u>avg</u>	<u>td</u>	<u>lg</u>
BATTIES, E.	11	106	9.6	1	61
SINGLETARY, J.	1	1	1.0	0	0
PENNYCUFF, C.	1	25	25.0	0	0
BYARD, Kevin	1	76	76.0	1	76
TEAM	1	0	0.0	0	0
Total	15	208	13.9	2	76
Opponents	16	76	4.8	0	18

<u>Interceptions</u>	<u>no.</u>	<u>yds</u>	<u>avg</u>	<u>td</u>	<u>lg</u>
BYARD, Kevin	5	1	0.2	0	1
BARBER, T.T.	2	22	11.0	0	24
SANDERS, DJ	1	0	0.0	0	0
SINGLETARY, J.	1	0	0.0	0	0
WALKER, Xavier	1	35	35.0	0	35
AKINS, Shon	1	0	0.0	0	0
Total	11	58	5.3	0	35
Opponents	6	77	12.8	1	32

<u>Kick Returns</u>	<u>no.</u>	<u>yds</u>	<u>avg</u>	<u>td</u>	<u>lg</u>
WHATLEY, Reggie	16	353	22.1	0	59
BATTIES, E.	3	86	28.7	0	28
BYARD, Kevin	2	8	4.0	0	9
KELLY, John	1	-5	-5.0	0	0
Total	22	442	20.1	0	59
Opponents	42	858	20.4	0	49

<u>Fumble Returns</u>	<u>no.</u>	<u>yds</u>	<u>avg</u>	<u>td</u>	<u>lg</u>
WAFFORD, Trey	1	20	20.0	1	20
Total	1	20	20.0	1	20
Opponents	1	59	59.0	1	59

2014 Middle Tennessee Football
Middle Tennessee Overall Individual Statistics (as of Oct 26, 2014)
All games

Scoring	td	fg	PAT				dpx	saf	pts
			kick	rush	rcv	pass			
CLARK, Cody	-	9-11	33-33	-	-	-	-	-	60
TUCKER, Shane	9	-	-	-	-	-	-	-	54
BRYSON, J.	5	-	-	-	-	-	-	-	30
GRAMMER, Austin	5	-	-	0-1	-	0-2	-	-	30
WHATLEY, Reggie	4	-	-	-	-	-	-	-	24
HENRY, Marcus	3	-	-	-	-	-	-	-	18
PARKER, Jordan	3	-	-	-	-	-	-	-	18
BATTIES, E.	2	-	-	-	-	-	-	-	12
ERDELY, A.J.	1	-	-	-	-	-	-	-	6
ROWLAND, Tony	1	-	-	-	-	-	-	-	6
PETTIS, Terry	1	-	-	-	-	-	-	-	6
PERKINS, Chris	1	-	-	-	-	-	-	-	6
CLARKE, Devin	1	-	-	-	-	-	-	-	6
BYARD, Kevin	1	-	-	-	-	-	-	-	6
WAFFORD, Trey	1	-	-	-	-	-	-	-	6
FRAZIER, D.	-	-	-	-	-	0-1	-	-	0
Total	38	9-11	33-33	0-1	-	0-3	-	-	288
Opponents	32	11-16	28-29	-	-	0-3	-	1	255

Total Offense	g	plays	rush	pass	total	avg/g
GRAMMER, Austin	8	310	273	1893	2166	270.8
WHATLEY, Reggie	8	75	522	0	522	65.2
PARKER, Jordan	8	98	443	0	443	55.4
TUCKER, Shane	8	54	285	12	297	37.1
BRYSON, J.	8	31	165	0	165	20.6
ROWLAND, Tony	8	8	63	0	63	7.9
STOCKSTILL, B.	1	5	-4	41	37	37.0
ERDELY, A.J.	2	4	11	0	11	5.5
THOMAS, Kamani	4	3	1	0	1	0.2
TEAM	6	4	-13	0	-13	-2.2
Total	8	592	1746	1946	3692	461.5
Opponents	8	642	1439	2273	3712	464.0

Field Goals	fg	pct.	01-19	20-29	30-39	40-49	50-99	lg	blk
CLARK, Cody	9-11	81.8	0-0	4-4	3-3	2-4	0-0	42	0

FG Sequence	Middle Tennessee	Opponents
Savannah State	-	35
Minnesota	(21),41	44
WKU	(37),(29),(42)	(20),37,(24),(36),(27)
Memphis	(36)	(27),(29),50
Old Dominion	(23),(29)	-
USM	(40),43	(25),(26)
MARSHALL	(34)	25
UAB	-	(25),(42),(32)

Punting	no.	yds	avg	lg	tb	fc	i20	50+	blk
LOPEZ, Zachary	34	1328	39.1	55	2	11	6	5	0
O'KANE, Sean	4	145	36.2	48	1	0	1	0	0
Total	38	1473	38.8	55	3	11	7	5	0
Opponents	37	1407	38.0	61	2	8	9	6	1

Kickoffs	no.	yds	avg	tb	ob	retn	net	ydln
CLARK, Cody	50	2816	56.3	4	3			
LOPEZ, Zachary	1	44	44.0	0	0			
Total	51	2860	56.1	4	3	20.4	37.3	27
Opponents	46	2756	59.9	23	1	20.1	37.8	27

Numbers in (parentheses) indicate field goal was made.

2014 Middle Tennessee Football
Middle Tennessee Overall Individual Statistics (as of Oct 26, 2014)
All games

<u>All Purpose</u>	<u>g</u>	<u>rush</u>	<u>rcv</u>	<u>pr</u>	<u>kr</u>	<u>ir</u>	<u>total</u>	<u>avg/g</u>
WHATLEY, Reg	8	522	0	0	353	0	875	109.4
TUCKER, Shane	8	285	269	0	0	0	554	69.2
PARKER, Jorda	8	443	102	0	0	0	545	68.1
BATTIES, E.	8	0	307	106	86	0	499	62.4
HENRY, Marcus	8	0	360	0	0	0	360	45.0
GRAMMER, Aus	8	273	12	0	0	0	285	35.6
CLARKE, Devin	8	0	256	0	0	0	256	32.0
BRYSON, J.	8	165	60	0	0	0	225	28.1
PETTIS, Terry	8	0	186	0	0	0	186	23.2
FRAZIER, D.	8	0	143	0	0	0	143	17.9
PERKINS, Chris	8	0	95	0	0	0	95	11.9
BYARD, Kevin	8	0	0	76	8	1	85	10.6
COLLIS, C.	7	0	69	0	0	0	69	9.9
SMITH, Shanno	8	0	64	0	0	0	64	8.0
ROWLAND, Ton	8	63	0	0	0	0	63	7.9
WALKER, Xavie	8	0	0	0	0	35	35	4.4
PENNYCUFF, C	8	0	9	25	0	0	34	4.2
BARBER, T.T.	8	0	0	0	0	22	22	2.8
BARRON, Tyler	6	0	14	0	0	0	14	2.3
ERDELY, A.J.	2	11	0	0	0	0	11	5.5
SINGLETARY, J	8	0	0	1	0	0	1	0.1
THOMAS, Kama	4	1	0	0	0	0	1	0.2
STOCKSTILL, B	1	-4	0	0	0	0	-4	-4.0
KELLY, John	8	0	0	0	-5	0	-5	-0.6
TEAM	6	-13	0	0	0	0	-13	-2.2
Total	8	1746	1946	208	442	58	4400	550.0
Opponents	8	1439	2273	76	858	77	4723	590.4

2014 Middle Tennessee Football
Middle Tennessee Overall Defensive Statistics (as of Oct 26, 2014)
All games

##	Defensive Leaders	gp	Tackles				tfl/yds	Sacks no-yds	Pass defense			Fumbles		blkd	
			ua	a	tot				int-yds	brup	qbh	rcv-yds	ff	kick	saf
38	BARBER, T.T.	8	38	18	56	5.5-15	1.0-2	2-22	.	2	.	1	.	.	
28	HENRY, C.	8	28	16	44	0.5-1	0.5-1	.	.	.	1-0	.	.	.	
8	WAFFORD, Trey	8	32	12	44	1.0-1	.	.	1	1	2-20	.	.	.	
20	BYARD, Kevin	8	29	14	43	2.0-4	.	5-1	3	.	.	1	1	.	
42	WALKER, Xavier	8	28	12	40	1.0-2	.	1-35	3	.	.	1	.	.	
4	SINGLETERY, J.	8	28	11	39	1.0-8	.	1-0	3	1	2-0	1	.	.	
33	LUCKETT, C.	8	28	6	34	2.0-16	1.0-15	.	2	2	1-0	1	.	.	
55	BASTIEN, S.	8	19	10	29	7.0-34	4.5-28	.	.	2	.	.	1	.	
22	WATT, Quay	8	19	8	27	1.0-2	
7	BURKE, Khari	6	18	8	26	.	.	.	8	1	
39	ROBERSON, James	8	12	10	22	1.0-2	
23	BROWN, Chris	8	14	6	20	.	.	.	2	
51	HUFF, Shaquille	8	11	6	17	3.0-32	2.0-30	.	1	2	.	1	.	.	
99	MCBRIDE, Jimal	8	12	4	16	3.5-10	2.5-8	.	1	
37	AKINS, Shon	8	12	3	15	.	.	1-0	2	
31	SANDERS, DJ	8	11	2	13	.	.	1-0	1	
17	ANTOINE, A.	8	7	5	12	1.0-5	0.5-4	.	.	1	
97	FELTON, Raynard	8	7	4	11	1.0-3	1	.	
59	HALE, Chris	7	4	6	10	1.0-9	1.0-9	
92	MCNEIL, Patrick	7	6	4	10	2.0-9	1.0-7	
10	KELLY, John	8	2	7	9	
43	JONES, Jahmal	8	4	4	8	1	
40	GASQUE, L.	8	7	1	8	5.0-26	5.0-26	.	3	2	.	1	.	.	
32	ROWLAND, Tony	8	5	2	7	
49	RHODES, Steven	8	3	4	7	1.0-6	1.0-6	.	.	4	.	1	.	.	
3	FROST-DIXON, J.	8	4	2	6	
98	BENNETT, D.	6	2	2	4	0.5-1	
52	WELLS, Ykeem	5	3	1	4	
21	HOWARD, J.	4	2	1	3	
41	PENNYCUFF, C.	8	1	2	3	1	.	
80	BATTIES, E.	8	1	1	2	
1	TUCKER, Shane	8	2	.	2	
29	RANDOLPH, D.	2	2	.	2	
94	BRIDGES, O'Shae	7	1	1	2	
87	CLARK, Cody	8	1	1	2	
35	MARTIN, Patrick	1	2	.	2	
66	STEPHENS, D.	7	1	.	1	
72	SELLS, Jonah	8	.	1	1	
47	MINTER, Michael	4	.	1	1	.	.	.	1	
57	BAPTIST, D.	1	1	.	1	
27	SHARPE, Chris	2	1	.	1	
95	FOSTER, Matthew	1	1	.	1	
90	STEWART, P.	2	1	.	1	1	
88	HAMILTON, Lucas	5	1	.	1	
1B	BERRY, Keemem	2	1	.	1	
46	UGBOAJA, Max	4	1	.	1	
85	SMITH, Shannon	8	1	.	1	
16	PERKINS, Chris	8	1	.	1	
2	GRAMMER, Austin	8	1	.	1	
19	HENRY, Marcus	8	1	.	1	
TM	TEAM	6	1	.	1	1	
2B	DALE, Alex	6	2	
Total		8	418	196	614	40-186	20-136	11-58	33	21	6-20	8	4	.	
Opponents		8	368	224	592	50-179	16-108	6-77	14	22	8-59	10	.	1	

2014 Middle Tennessee Football
Middle Tennessee Team Game-by-Game (as of Oct 26, 2014)
All games

TEAM STATISTICS

Date	Opponent	Rushing				Receiving				Passing				Kick Returns				Punt Returns				tot off
		no.	yds	td	lg	no.	yds	td	lg	cmp-att-int	yds	td	lg	no.	yds	td	lg	no.	yds	td	lg	
Aug 30	SAVANNAH STATE	46	228	6	21	17	291	1	50	17-20-1	291	1	50	0	0	0	0	2	62	1	61	519
Sep 06	at Minnesota	43	190	2	44	22	255	1	39	22-38-3	255	1	39	0	0	0	0	3	32	0	9	445
Sep 13	WKU	61	323	5	59	17	218	1	52	17-28-0	218	1	52	5	100	0	25	0	0	0	0	541
Sep 20	at Memphis	34	88	2	31	24	237	0	32	24-35-1	237	0	32	1	16	0	16	2	0	0	0	325
Sep 26	at Old Dominion	57	280	2	25	25	259	2	53	25-30-0	259	2	53	4	87	0	35	3	85	1	76	539
Oct 4	USM	39	239	3	64	22	344	2	59	22-27-0	344	2	59	4	113	0	59	1	-1	0	0	583
Oct 11	at MARSHALL	37	169	1	40	25	201	2	34	25-37-1	201	2	34	6	98	0	28	2	20	0	13	370
Oct 18	UAB	41	229	3	67	6	141	2	65	6-19-0	141	2	65	2	28	0	33	2	10	0	10	370
Middle Tennessee		358	1746	24	67	158	1946	11	65	158-234-6	1946	11	65	22	442	0	59	15	208	2	76	3692
		337	1439	12	48	185	2273	18	67	185-305-11	2273	18	67	42	858	0	49	16	76	0	18	3712

Games played: 8
 Avg per rush: 4.9
 Avg per catch: 12.3
 Pass efficiency: 147.76
 Kick ret avg: 20.1
 Punt ret avg: 13.9
 All purpose avg/game: 550.0
 Total offense avg/gm: 461.5

Date	Opponent	Tackles				Sacks	Fumble		Pass Defense			blkd	PAT Attempts			off		
		ua	a	total	tfl-yds	no-yds	ff	fr-yds	int-yds	qbh	brup	kick	kick	rush	rcv	saf	t/o	pts
Aug 30	SAVANNAH STATE	54	8	62	6.0-30	2.0-23	2	2-20	1-0	6	4	1	7-7	0	0	0	28	61
Sep 06	at Minnesota	35	40	75	2.0-10	0.0-0	0	0-0	1-0	0	1	1	3-3	0	0	0	4759	24
Sep 13	WKU	71	16	87	4.0-18	2.0-14	0	0-0	1-0	2	5	1	5-5	0	0	0	14	50
Sep 20	at Memphis	60	32	92	5.0-13	0.0-0	1	0-0	1-35	0	5	0	2-2	0	0	0	4766	17
Sep 26	at Old Dominion	28	30	58	7.0-52	6.0-49	1	1-0	3--2	3	2	0	5-5	0	0	0	4766	41
Oct 4	USM	65	6	71	4.0-13	2.0-9	3	1-0	1-1	6	6	1	4-4	0	0	0	14	37
Oct 11	at MARSHALL	32	52	84	4.0-17	2.0-11	1	1-0	1-0	2	5	0	3-3	0	0	0	4773	24
Oct 18	UAB	73	12	85	8.0-33	6.0-30	0	1-0	2-24	2	5	0	4-4	0	0	0	28	34
Middle Tennessee		418	196	614	40.0-186	20.0-136	8	6-20	11-58	21	33	4	33-33	0	0	0	1914	288
		368	224	592	50.0-179	16.0-108	10	8-59	6-77	22	14	0	28-29	0	0	0	1911	255

Date	Opponent	Punting							Field Goals			Kickoffs						
		no.	yds	avg	long	blkd	tb	fc	50+	i20	md-att	long	blkd	no.	yds	avg	tb	ob
Aug 30	SAVANNAH STATE	1	51	51.0	51	0	0	0	1	0	0-0	0	0	10	582	58.2	1	0
Sep 06	at Minnesota	3	130	43.3	52	0	1	0	1	0	1-2	21	0	4	178	44.5	0	1
Sep 13	WKU	6	241	40.2	54	0	0	3	1	2	3-3	42	0	7	436	62.3	1	0
Sep 20	at Memphis	7	300	42.9	53	0	0	0	1	1	1-1	36	0	4	237	59.2	0	0
Sep 26	at Old Dominion	3	112	37.3	40	0	0	1	0	1	2-2	29	0	8	477	59.6	1	0
Oct 4	USM	2	52	26.0	37	0	1	0	0	0	1-2	40	0	7	416	59.4	0	0
Oct 11	at MARSHALL	7	266	38.0	44	0	0	6	0	2	1-1	34	0	5	244	48.8	0	0
Oct 18	UAB	9	321	35.7	55	0	1	1	1	1	0-0	0	0	6	290	48.3	1	2
Middle Tennessee		38	1473	38.8	55	0	3	11	5	7	9-11	42	0	51	2860	56.1	4	3
		37	1407	38.0	61	1	2	8	6	9	11-16	42	2	46	2756	59.9	23	1

2014 Middle Tennessee Football
Middle Tennessee Opponent Game-by-Game (as of Oct 26, 2014)
All games

OPPONENT STATISTICS

Date	Opponent	Rushing				Receiving				Passing				Kick Returns				Punt Returns				tot off
		no.	yds	td	lg	no.	yds	td	lg	cmp-att-int	yds	td	lg	no.	yds	td	lg	no.	yds	td	lg	
Aug 30	SAVANNAH STATE	35	145	1	19	15	84	0	17	15-31-1	84	0	17	9	147	0	21	0	0	0	0	229
Sep 06	at Minnesota	50	284	3	48	5	67	1	27	5-11-1	67	1	27	3	59	0	26	1	9	0	9	351
Sep 13	WKU	36	125	1	15	43	593	4	67	43-66-1	593	4	67	6	150	0	35	2	5	0	8	718
Sep 20	at Memphis	51	261	1	32	21	219	2	50	21-35-1	219	2	50	4	105	0	49	6	42	0	18	480
Sep 26	at Old Dominion	19	41	0	24	29	362	4	54	29-44-3	362	4	54	7	113	0	20	1	2	0	2	403
Oct 4	USM	34	111	1	15	36	426	3	35	36-55-1	426	3	35	7	176	0	45	0	0	0	0	537
Oct 11	at MARSHALL	52	252	4	30	17	337	3	39	17-33-1	337	3	39	3	75	0	41	1	4	0	4	589
Oct 18	UAB	60	220	1	17	19	185	1	43	19-30-2	185	1	43	3	33	0	21	5	14	0	10	405
Opponents		337	1439	12	48	185	2273	18	67	185-305-11	2273	18	67	42	858	0	49	16	76	0	18	3712
		358	1746	24	67	158	1946	11	65	158-234-6	1946	11	65	22	442	0	59	15	208	2	76	3692

Games played: 8
 Avg per rush: 4.3
 Avg per catch: 12.3
 Pass efficiency: 135.52
 Kick ret avg: 20.4
 Punt ret avg: 4.8
 All purpose avg/game: 590.4
 Total offense avg/gm: 464.0

Date	Opponent	Tackles				Sacks	Fumble		Pass Defense			blkd	PAT Attempts			off		
		ua	a	total	tfl-yds	no-yds	ff	fr-yds	int-yds	qbh	brup	kick	kick	rush	rcv	saf	t/o	pts
Aug 30	SAVANNAH STATE	44	16	60	5.0-5	0.0-0	1	2-0	1-13	1	0	0	1-1	0	0	0	4766	7
Sep 06	at Minnesota	46	30	76	7.0-27	2.0-14	0	0-0	3-32	0	2	0	5-5	0	0	0	28	35
Sep 13	WKU	66	16	82	5.0-26	2.0-21	0	0-0	0-0	2	3	0	5-5	0	0	0	4759	47
Sep 20	at Memphis	43	26	69	9.0-34	5.0-27	3	2-59	1-0	1	2	0	4-4	0	0	1	14	36
Sep 26	at Old Dominion	40	64	104	5.0-15	1.0-6	3	2-0	0-0	5	0	0	4-4	0	0	0	14	28
Oct 4	USM	51	16	67	4.0-5	1.0-1	1	1-0	0-0	4	1	0	1-2	0	0	0	4759	31
Oct 11	at MARSHALL	34	56	90	8.0-30	1.0-10	1	1-0	1-32	7	3	0	7-7	0	0	0	14	49
Oct 18	UAB	44	0	44	7.0-37	4.0-29	1	0-0	0-0	2	3	0	1-1	0	0	0	4759	22
Opponents		368	224	592	50.0-179	16.0-108	10	8-59	6-77	22	14	0	28-29	0	0	1	1911	255
		418	196	614	40.0-186	20.0-136	8	6-20	11-58	21	33	4	33-33	0	0	0	1914	288

Date	Opponent	Punting										Field Goals			Kickoffs				
		no.	yds	avg	long	blkd	tb	fc	50+	i20	md-att	long	blkd	no.	yds	avg	tb	ob	
Aug 30	SAVANNAH STATE	7	291	41.6	53	0	1	2	1	1	0-1	0	1	2	130	65.0	2	0	
Sep 06	at Minnesota	6	212	35.3	49	1	1	1	0	0	0-1	0	0	6	390	65.0	6	0	
Sep 13	WKU	3	93	31.0	46	0	0	0	0	1	4-5	36	1	7	365	52.1	1	1	
Sep 20	at Memphis	5	150	30.0	42	0	0	2	0	4	2-3	29	0	7	454	64.9	6	0	
Sep 26	at Old Dominion	5	223	44.6	55	0	0	1	2	0	0-0	0	0	4	245	61.2	0	0	
Oct 4	USM	3	82	27.3	40	0	0	0	0	1	2-2	26	0	6	368	61.3	2	0	
Oct 11	at MARSHALL	3	142	47.3	54	0	0	0	2	2	0-1	0	0	8	462	57.8	2	0	
Oct 18	UAB	5	214	42.8	61	0	0	2	1	0	3-3	42	0	6	342	57.0	4	0	
Opponents		37	1407	38.0	61	1	2	8	6	9	11-16	42	2	46	2756	59.9	23	1	
		38	1473	38.8	55	0	3	11	5	7	9-11	42	0	51	2860	56.1	4	3	

2014 Middle Tennessee Football
Middle Tennessee Red-Zone Results (as of Oct 26, 2014)
All games

Middle Tennessee Inside Opponent Red-Zone

Date	Opponent	Score	Times In RZ	Times Scored	Total Pts	Rush TDs	Pass TDs	FGs Made	Failed to score inside RZ						
									FGA	Down	Int	Fumb	Half	Game	
Aug 30, 2014	SAVANNAH STATE	W 61-7	7	7	48	7	6	1	0	0	0	0	0	0	0
Sep 06, 2014	at Minnesota	L 24-35	3	3	17	2	1	1	1	0	0	0	0	0	0
Sep 13, 2014	WKU	W 50-47	7	7	37	4	4	0	3	0	0	0	0	0	0
Sep 20, 2014	at Memphis	L 17-36	3	3	17	2	2	0	1	0	0	0	0	0	0
Sep 26, 2014	at Old Dominion	W 41-28	6	4	20	2	2	0	2	0	0	0	2	0	0
Oct 4, 2014	USM	W 37-31	2	1	7	1	1	0	0	0	0	0	1	0	0
Oct 11, 2014	at MARSHALL	L 24-49	4	4	24	3	1	2	1	0	0	0	0	0	0
Oct 18, 2014	UAB	W 34-22	2	2	14	2	2	0	0	0	0	0	0	0	0
Totals			34	31	184	23	19	4	8	0	0	0	3	0	0
31 of 34 (91.2%)															

Opponents Inside Middle Tennessee Red-Zone

Date	Opponent	Score	Times In RZ	Times Scored	Total Pts	Rush TDs	Pass TDs	FGs Made	Failed to score inside RZ						
									FGA	Down	Int	Fumb	Half	Game	
Aug 30, 2014	SAVANNAH STATE	W 61-7	2	1	7	1	1	0	0	1	0	0	0	0	0
Sep 06, 2014	at Minnesota	L 24-35	2	2	14	2	2	0	0	0	0	0	0	0	0
Sep 13, 2014	WKU	W 50-47	9	7	33	3	1	2	4	1	1	0	0	0	0
Sep 20, 2014	at Memphis	L 17-36	3	3	13	1	0	1	2	0	0	0	0	0	0
Sep 26, 2014	at Old Dominion	W 41-28	3	3	21	3	0	3	0	0	0	0	0	0	0
Oct 4, 2014	USM	W 37-31	7	6	31	4	1	3	2	0	0	1	0	0	0
Oct 11, 2014	at MARSHALL	L 24-49	7	5	35	5	4	1	0	1	0	1	0	0	0
Oct 18, 2014	UAB	W 34-22	4	4	15	1	1	0	3	0	0	0	0	0	0
Totals			37	31	169	20	10	10	11	3	1	2	0	0	0
31 of 37 (83.8%)															

2014 Middle Tennessee Football
Middle Tennessee By-Quarter Statistics (as of Oct 26, 2014)
All games

3rd-Down Conversions

Date	Opponent	Score	Overall	1st Qtr	2nd Qtr	3rd Qtr	4th Qtr	Overtime
Aug 30, 2014	SAVANNAH STATE	W 61-7	9-10 90.0	4-4 100.0	4-4 100.0	0-0 0.0	1-2 50.0	
Sep 06, 2014	at Minnesota	L 24-35	7-15 46.7	0-2 0.0	2-6 33.3	0-1 0.0	5-6 83.3	
Sep 13, 2014	WKU	W 50-47	7-18 38.9	1-2 50.0	1-4 25.0	1-4 25.0	3-5 60.0	1-3 33.3
Sep 20, 2014	at Memphis	L 17-36	4-15 26.7	0-2 0.0	1-5 20.0	1-5 20.0	2-3 66.7	
Sep 26, 2014	at Old Dominion	W 41-28	9-16 56.2	5-7 71.4	1-2 50.0	2-3 66.7	1-4 25.0	
Oct 4, 2014	USM	W 37-31	6-12 50.0	0-2 0.0	2-2 100.0	1-4 25.0	3-4 75.0	
Oct 11, 2014	at MARSHALL	L 24-49	3-14 21.4	2-5 40.0	0-3 0.0	1-4 25.0	0-2 0.0	
Oct 18, 2014	UAB	W 34-22	3-14 21.4	1-3 33.3	1-3 33.3	0-4 0.0	1-4 25.0	
	Middle Tennessee		48-114 42.1	13-27 48.1	12-29 41.4	6-25 24.0	16-30 53.3	1-3 33.3
	Opponents		56-126 44.4	11-30 36.7	18-34 52.9	11-31 35.5	16-29 55.2	0-2 0.0

4th-Down Conversions

Date	Opponent	Score	Overall	1st Qtr	2nd Qtr	3rd Qtr	4th Qtr	Overtime
Aug 30, 2014	SAVANNAH STATE	W 61-7	0-0 0.0	0-0 0.0	0-0 0.0	0-0 0.0	0-0 0.0	
Sep 06, 2014	at Minnesota	L 24-35	0-2 0.0	0-0 0.0	0-2 0.0	0-0 0.0	0-0 0.0	
Sep 13, 2014	WKU	W 50-47	2-2 100.0	0-0 0.0	0-0 0.0	0-0 0.0	1-1 100.0	1-1 100.0
Sep 20, 2014	at Memphis	L 17-36	1-1 100.0	0-0 0.0	0-0 0.0	0-0 0.0	1-1 100.0	
Sep 26, 2014	at Old Dominion	W 41-28	1-1 100.0	0-0 0.0	0-0 0.0	0-0 0.0	1-1 100.0	
Oct 4, 2014	USM	W 37-31	1-2 50.0	0-0 0.0	0-0 0.0	1-1 100.0	0-1 0.0	
Oct 11, 2014	at MARSHALL	L 24-49	1-2 50.0	0-0 0.0	0-0 0.0	0-1 0.0	1-1 100.0	
Oct 18, 2014	UAB	W 34-22	1-2 50.0	0-0 0.0	0-1 0.0	0-0 0.0	1-1 100.0	
	Middle Tennessee		7-12 58.3	0-0 0.0	0-3 0.0	1-2 50.0	5-6 83.3	1-1 100.0
	Opponents		5-11 45.5	1-1 100.0	1-3 33.3	2-4 50.0	1-3 33.3	0-0 0.0

Time of Possession

Date	Opponent	Score	Overall	1st Qtr	2nd Qtr	3rd Qtr	4th Qtr	Overtime
Aug 30, 2014	SAVANNAH STATE	W 61-7	27:09	8:14	8:15	3:16	7:24	
Sep 06, 2014	at Minnesota	L 24-35	30:40	6:03	10:15	5:12	9:10	
Sep 13, 2014	WKU	W 50-47	29:14	3:15	7:58	8:09	9:52	0:00
Sep 20, 2014	at Memphis	L 17-36	26:29	4:57	7:51	7:10	6:31	
Sep 26, 2014	at Old Dominion	W 41-28	38:14	12:19	7:42	8:31	9:42	
Oct 4, 2014	USM	W 37-31	27:46	3:55	4:13	10:42	8:56	
Oct 11, 2014	at MARSHALL	L 24-49	27:00	7:09	7:35	6:10	6:06	
Oct 18, 2014	UAB	W 34-22	25:35	6:42	3:54	6:32	8:27	
	Middle Tennessee	Total	232:07	52:34	57:43	55:42	66:08	0:00
		Avg.	29:00	6:34	7:12	6:57	8:16	0:00
	Opponents	Total	247:53	67:26	62:17	64:18	53:52	0:00
		Avg.	30:59	8:25	7:47	8:02	6:44	0:00

2014 Middle Tennessee Football
Middle Tennessee Individual Season/Career Statistics (as of Oct 26, 2014)
All games

	SEASON									CAREER								
Rushing	gp	att	gain	loss	net	avg	td	lg	avg/g	gp	att	gain	loss	net	avg	td	lg	avg/g
WHATLEY, Reggie	8	75	540	18	522	7.0	4	67	65.2	44	243	1484	63	1421	5.8	9	67	32.3
PARKER, Jordan	8	98	457	14	443	4.5	2	40	55.4	31	410	2101	62	2039	5.0	11	98	65.8
TUCKER, Shane	8	53	288	3	285	5.4	6	44	35.6	13	97	537	11	526	5.4	11	48	40.5
GRAMMER, Austin	8	80	396	123	273	3.4	5	59	34.1	18	113	589	147	442	3.9	7	59	24.6
BRYSON, J.	8	31	171	6	165	5.3	5	34	20.6	27	152	737	24	713	4.7	8	49	26.4
ROWLAND, Tony	8	8	63	0	63	7.9	1	19	7.9	8	8	63	0	63	7.9	1	19	7.9
ERDELY, A.J.	2	4	11	0	11	2.8	1	4	5.5	2	4	11	0	11	2.8	1	4	5.5
THOMAS, Kamani	4	3	3	2	1	0.3	0	3	0.2	4	3	3	2	1	0.3	0	3	0.2
STOCKSTILL, B.	1	2	0	4	-4	-2.0	0	0	-4.0	1	2	0	4	-4	-2.0	0	0	-4.0
TEAM	6	4	0	13	-13	-3.2	0	0	-2.2									
Total	8	358	1929	183	1746	4.9	24	67	218.2									
Opponents	8	337	1624	185	1439	4.3	12	48	179.9									
Passing	gp	effic	comp-att-int	pct	yds	td	lg	avg/g	gp	effic	comp-att-int	pct	yds	td	lg	avg/g		
GRAMMER, Austin	8	147.96	155-230-5	67.4	1893	11	65	236.6	18	136.44	176-276-7	63.8	2083	12	65	115.7		
STOCKSTILL, B.	1	114.80	2-3-1	66.7	41	0	33	41.0	1	114.80	2-3-1	66.7	41	0	33	41.0		
TUCKER, Shane	8	200.80	1-1-0	100.0	12	0	12	1.5	13	200.80	1-1-0	100.0	12	0	12	0.9		
Total	8	147.76	158-234-6	67.5	1946	11	65	243.2										
Opponents	8	135.52	185-305-11	60.7	2273	18	67	284.1										
Receiving	gp	no.	yds	avg	td	lg	avg/g	gp	no.	yds	avg	td	lg	avg/g				
BATTIES, E.	8	29	307	10.6	1	34	38.4	8	29	307	10.6	1	34	38.4				
HENRY, Marcus	8	26	360	13.8	3	53	45.0	27	73	1091	14.9	7	93	40.4				
TUCKER, Shane	8	19	269	14.2	3	52	33.6	13	20	273	13.6	3	52	21.0				
CLARKE, Devin	8	18	256	14.2	1	39	32.0	20	36	574	15.9	1	42	28.7				
PETTIS, Terry	8	11	186	16.9	1	59	23.2	20	20	308	15.4	1	59	15.4				
FRAZIER, D.	8	10	143	14.3	0	33	17.9	21	15	217	14.5	0	33	10.3				
PARKER, Jordan	8	10	102	10.2	1	50	12.8	31	34	235	6.9	1	66	7.6				
COLLIS, C.	7	10	69	6.9	0	16	9.9	32	46	503	10.9	3	37	15.7				
BRYSON, J.	8	10	60	6.0	0	18	7.5	27	35	251	7.2	1	49	9.3				
SMITH, Shannon	8	7	64	9.1	0	25	8.0	8	7	64	9.1	0	25	8.0				
PERKINS, Chris	8	5	95	19.0	1	65	11.9	21	18	218	12.1	2	65	10.4				
BARRON, Tyler	6	1	14	14.0	0	14	2.3	6	1	14	14.0	0	14	2.3				
GRAMMER, Austin	8	1	12	12.0	0	12	1.5	18	1	12	12.0	0	12	0.7				
PENNYCUFF, C.	8	1	9	9.0	0	9	1.1	30	1	9	9.0	0	9	0.3				
Total	8	158	1946	12.3	11	65	243.2											
Opponents	8	185	2273	12.3	18	67	284.1											
Total Offense	g	plays	rush	pass	total	avg/g	g	plays	rush	pass	total	avg/g						
GRAMMER, Austin	8	310	273	1893	2166	270.8	18	389	442	2083	2525	140.3						
WHATLEY, Reggie	8	75	522	0	522	65.2	44	243	1421	0	1421	32.3						
PARKER, Jordan	8	98	443	0	443	55.4	31	410	2039	0	2039	65.8						
TUCKER, Shane	8	54	285	12	297	37.1	13	98	526	12	538	41.4						
BRYSON, J.	8	31	165	0	165	20.6	27	152	713	0	713	26.4						
ROWLAND, Tony	8	8	63	0	63	7.9	8	8	63	0	63	7.9						
STOCKSTILL, B.	1	5	-4	41	37	37.0	1	5	-4	41	37	37.0						
ERDELY, A.J.	2	4	11	0	11	5.5	2	4	11	0	11	5.5						
THOMAS, Kamani	4	3	1	0	1	0.2	4	3	1	0	1	0.2						
TEAM	6	4	-13	0	-13	-2.2												
Total	8	592	1746	1946	3692	461.5												
Opponents	8	642	1439	2273	3712	464.0												

2014 Middle Tennessee Football
Middle Tennessee Individual Season/Career Statistics (as of Oct 26, 2014)
All games

Scoring	SEASON						CAREER									
	td	fg	PAT			dpx	saf	pts	td	fg	PAT			dpx	saf	pts
kick	rush	rcv	pass	kick	rush				rcv	pass						
CLARK, Cody	-	9-11	33-33	-	-	-	-	-	-	21-27	79-79	-	-	-	-	142
TUCKER, Shane	9	-	-	-	-	-	-	-	14	-	-	-	-	-	-	84
GRAMMER, Austin	5	-	-	0-1	-	0-2	-	-	7	-	-	0-1	-	0-2	-	42
BRYSON, J.	5	-	-	-	-	-	-	-	9	-	-	-	-	-	-	54
WHATLEY, Reggie	4	-	-	-	-	-	-	-	11	-	-	-	-	-	-	66
PARKER, Jordan	3	-	-	-	-	-	-	-	12	-	-	-	1	-	-	74
HENRY, Marcus	3	-	-	-	-	-	-	-	7	-	-	-	-	-	-	42
BATTIES, E.	2	-	-	-	-	-	-	-	2	-	-	-	-	-	-	12
WAFFORD, Trey	1	-	-	-	-	-	-	-	1	-	-	-	-	-	-	6
ROWLAND, Tony	1	-	-	-	-	-	-	-	1	-	-	-	-	-	-	6
ERDELY, A.J.	1	-	-	-	-	-	-	-	1	-	-	-	-	-	-	6
PERKINS, Chris	1	-	-	-	-	-	-	-	2	-	-	-	-	-	-	12
PETTIS, Terry	1	-	-	-	-	-	-	-	1	-	-	-	-	-	-	6
CLARKE, Devin	1	-	-	-	-	-	-	-	1	-	-	-	-	-	-	6
BYARD, Kevin	1	-	-	-	-	-	-	-	5	-	-	-	-	-	-	30
FRAZIER, D.	-	-	-	-	-	0-1	-	-	-	-	-	-	-	0-1	-	0
Total	38	9-11	33-33	0-1	-	0-3	-	-	288							
Opponents	32	11-16	28-29	-	-	0-3	-	1	255							

Punt Returns	no.	yds	avg	td	lg	no.	yds	avg	td	lg
BATTIES, E.	11	106	9.6	1	61	11	106	9.6	1	61
BYARD, Kevin	1	76	76.0	1	76	1	76	76.0	1	76
PENNYCUFF, C.	1	25	25.0	0	0	1	25	25.0	0	0
TEAM	1	0	0.0	0	0					
SINGLETARY, J.	1	1	1.0	0	0	10	42	4.2	0	25
Total	15	208	13.9	2	76					
Opponents	16	76	4.8	0	18					

Kick Returns	no.	yds	avg	td	lg	no.	yds	avg	td	lg
WHATLEY, Reggie	16	353	22.1	0	59	61	1600	26.2	1	96
BATTIES, E.	3	86	28.7	0	28	3	86	28.7	0	28
BYARD, Kevin	2	8	4.0	0	9	3	17	5.7	0	9
KELLY, John	1	-5	-5.0	0	0	1	-5	-5.0	0	0
Total	22	442	20.1	0	59					
Opponents	42	858	20.4	0	49					

Interceptions	no.	yds	avg	td	lg	no.	yds	avg	td	lg
BYARD, Kevin	5	1	0.2	0	1	14	327	23.4	4	77
BARBER, T.T.	2	22	11.0	0	24	6	77	12.8	1	24
AKINS, Shon	1	0	0.0	0	0	1	0	0.0	0	0
SINGLETARY, J.	1	0	0.0	0	0	2	0	0.0	0	0
WALKER, Xavier	1	35	35.0	0	35	2	35	17.5	0	35
SANDERS, DJ	1	0	0.0	0	0	1	0	0.0	0	0
Total	11	58	5.3	0	35					
Opponents	6	77	12.8	1	32					

Fumble Returns	no.	yds	avg	td	lg	no.	yds	avg	td	lg
WAFFORD, Trey	1	20	20.0	1	20	1	20	20.0	1	20
Total	1	20	20.0	1	20					
Opponents	1	59	59.0	1	59					

2014 Middle Tennessee Football
Middle Tennessee Individual Season/Career Statistics (as of Oct 26, 2014)
All games

All Purpose	SEASON								CAREER							
	g	rush	rcv	pr	kr	ir	total	avg/g	g	rush	rcv	pr	kr	ir	total	avg/g
WHATLEY, Regg	8	522	0	0	353	0	875	109.4	44	1421	238	0	1600	0	3259	74.1
TUCKER, Shane	8	285	269	0	0	0	554	69.2	13	526	273	0	0	0	799	61.5
PARKER, Jordan	8	443	102	0	0	0	545	68.1	31	2039	235	0	0	0	2274	73.4
BATTIES, E.	8	0	307	106	86	0	499	62.4	8	0	307	106	86	0	499	62.4
HENRY, Marcus	8	0	360	0	0	0	360	45.0	27	0	1091	0	0	0	1091	40.4
GRAMMER, Aust	8	273	12	0	0	0	285	35.6	18	442	12	0	0	0	454	25.2
CLARKE, Devin	8	0	256	0	0	0	256	32.0	20	7	574	0	0	0	581	29.0
BRYSON, J.	8	165	60	0	0	0	225	28.1	27	713	251	0	0	0	964	35.7
PETTIS, Terry	8	0	186	0	0	0	186	23.2	20	0	308	0	0	0	308	15.4
FRAZIER, D.	8	0	143	0	0	0	143	17.9	21	0	217	0	0	0	217	10.3
PERKINS, Chris	8	0	95	0	0	0	95	11.9	21	0	218	0	0	0	218	10.4
BYARD, Kevin	8	0	0	76	8	1	85	10.6	33	0	0	76	17	327	420	12.7
COLLIS, C.	7	0	69	0	0	0	69	9.9	32	0	503	0	0	0	503	15.7
SMITH, Shannon	8	0	64	0	0	0	64	8.0	8	0	64	0	0	0	64	8.0
ROWLAND, Ton	8	63	0	0	0	0	63	7.9	8	63	0	0	0	0	63	7.9
WALKER, Xavier	8	0	0	0	0	35	35	4.4	21	0	0	0	0	35	35	1.7
PENNYCUFF, C.	8	0	9	25	0	0	34	4.2	30	3	9	25	12	0	49	1.6
BARBER, T.T.	8	0	0	0	0	22	22	2.8	30	0	0	0	0	77	77	2.6
BARRON, Tyler	6	0	14	0	0	0	14	2.3	6	0	14	0	0	0	14	2.3
ERDELY, A.J.	2	11	0	0	0	0	11	5.5	2	11	0	0	0	0	11	5.5
THOMAS, Kama	4	1	0	0	0	0	1	0.2	4	1	0	0	0	0	1	0.2
SINGLETARY, J.	8	0	0	1	0	0	1	0.1	27	0	0	42	40	0	82	3.0
STOCKSTILL, B.	1	-4	0	0	0	0	-4	-4.0	1	-4	0	0	0	0	-4	-4.0
KELLY, John	8	0	0	0	-5	0	-5	-0.6	23	0	0	0	-5	0	-5	-0.2
TEAM	6	-13	0	0	0	0	-13	-2.2								
Total	8	1746	1946	208	442	58	4400	550.0								
Opponents	8	1439	2273	76	858	77	4723	590.4								

Field Goals	att	good	long	blkd	att	good	long	blkd
CLARK, Cody	11	9	42	0	27	21	43	1
Total	11	9	42	0				
Opponents	16	11	42	2				

Punting	no.	yds	avg	lg	blk	no.	yds	avg	lg	blk
LOPEZ, Zachary	34	1328	39.1	55	0	39	1508	38.7	55	0
O'KANE, Sean	4	145	36.2	48	0	4	145	36.2	48	0
Total	38	1473	38.8	55	0					
Opponents	37	1407	38.0	61	1					

Kickoffs	no.	yds	avg	tb	ob	no.	yds	avg	tb	ob
CLARK, Cody	50	2816	56.3	4	3	50	2816	56.3	4	3
LOPEZ, Zachary	1	44	44.0	0	0	1	44	44.0	0	0
Total	51	2860	56.1	4	3					
Opponents	46	2756	59.9	23	1					

