

# FOOTBALL



**The 2018 BYU Football Almanac provides local and national media a look at BYU's program in preparation for the 2018 football season. For more information visit [BYUCougars.com](http://BYUCougars.com) or contact BYU's football media relations staff at 801-422-8948.**

4.....	Quick Facts
6-7 .....	2018 Preview
8-9 .....	2018 Offense
10-11 .....	2018 Defense and Special Teams
12.....	ESPN and BYUtv
13.....	BYU in the National Statistics
14-15 .....	2017 Starters and 2018 Returning Statistics
16-17 .....	2018 Depth Chart and Returning Lettermen
18-21 .....	Returning Players to Watch
22-24 .....	2018 Rosters
25.....	2018 Recruiting Class and Newcomers
26-39 .....	Returning Player Bios
40-41 .....	Head Coach Kalani Sitake
42-49 .....	BYU Football Staff
50.....	The BYU Family
51.....	BYU Athletic Administration
52-53 .....	Brigham Young University
54.....	Mission Service
55.....	Cougar Club
56-58 .....	LaVell Edwards Stadium
59.....	Facilities
60-67 .....	2018 Schedule and Opponent Outlooks
68-69 .....	2018 Opponent Game-by-Game History
70-71 .....	2017 Season Review
72-84 .....	2017 Game-by-Game
85.....	2017 Award Winners
86-95 .....	2017 Statistics
96-97 .....	BYU's Last 40 Seasons



98-99 .....	1984 National Championship
100-101 .....	LaVell Edwards
102.....	All-American Quarterbacks
103.....	3,000 Club
104-109 .....	Major Award Winners
110.....	Polynesian Pipeline
111.....	Tight End Tradition
112-113 .....	College Football Hall of Fame Inductees
114-116 .....	All-Americans
117.....	Academic All-Americans
118-119 .....	All-Conference Selections
120.....	Conference History
121-122 .....	BYU and the NFL
123.....	Players in the Super Bowl
124-125 .....	NFL Draft
126-133 .....	Year-by-Year Results
134-135 .....	40-Year Results and Rankings
136.....	All-Time Opponent W/L Record
137-150 .....	Bowl History
151-157 .....	Lettermen
158-161 .....	Yearly Leaders
162-176 .....	Individual Records
177-180 .....	NCAA Rankings and Records
181-198 .....	Team Season Records
199-205 .....	Team Game Records
206-207 .....	Media Services
208.....	Media Partners





## UNIVERSITY INFORMATION

Location . . . . . Provo, Utah  
 Founded . . . . . Oct. 15, 1875  
 Elevation . . . . . 4,553 feet  
 Enrollment . . . . . 33,517  
 Nickname . . . . . Cougars  
 Mascot . . . . . Cosmo  
 Colors . . . . . Blue and White  
 Stadium . . . . . LaVell Edwards Stadium (63,470)  
 Surface . . . . . Natural Grass  
 President . . . . . Kevin J Worthen  
 Athletics Director . . . . . Tom Holmoe

## PROGRAM HISTORY

National Championships . . . . . 1 (1984)  
 Conference Championships . . . . . 23 (last 2007)\*  
 Bowl Appearances . . . . . 35  
 Bowl Record . . . . . 14-20-1  
 Last Bowl Appearance . . . . . 2016 Poinsettia Bowl  
 . . . . . W, 24-21 vs. Wyoming  
 Last Bowl Victory . . . . . same  
 First Year of Football . . . . . 1922  
 All-time Record . . . . . 568-415-26 (.578)  
 All-time Home Record . . . . . 311-139-6 (.689)  
 All-time Road Record . . . . . 230-250-19 (.480)  
 All-time Neutral Record . . . . . 28-26-1 (.518)  
 All-time Independent Record . . . . . 56-35 (.615)  
 Stadium Record . . . . . 238-74 (.760)  
 Stadium Record (since 1982 expansion) 169-49 (.775)  
 Stadium Record (since 2000 renaming) 78-26 (.750)

*\*Independent since 2011*

## MEDIA RELATIONS

FB Media Relations Director . . . . . Brett Pyne  
 Office Phone . . . . . 801-422-4912  
 Cell Phone . . . . . 801-367-1631  
 FB Media Relations Asst. Director . . . . . Kenny Cox  
 Office phone . . . . . 801-422-5202  
 Cell Phone . . . . . 801-420-7703  
 Football Graduate Assistant . . . . . Ari Davis  
 Cell Phone . . . . . 801-243-8269  
 Office Number . . . . . 801-422-8999  
 Media Relations Main Office . . . . . 801-422-8948  
 Media Relations Fax . . . . . 801-422-0633  
 Edwards Stadium Press Box . . . . . 801-422-2609  
 Website . . . . . www.byucougars.com  
 Twitter . . . . . @BYUCougars, @BYUFootball  
 Facebook . . . . . BYUFootball  
 Address . . . . . 30 SFH; Provo, UT 84602

## FOOTBALL STAFF

Head Coach . . . . . Kalani Sitake (BYU '00)  
 Seasons . . . . . Entering third year  
 Career Record . . . . . 13-13  
 Record at BYU . . . . . same  
 Asst. HC/Sp. Tms Coord./LB . . . . . Ed Lamb (BYU '96)  
 Offensive Coordinator . . . . . Jeff Grimes (UTEP '91)  
 Defensive Coordinator/DL . . . . . 'Ilaisa Tuiaki (SUU '06)  
 Pass Game Coord./QB . . . . . Aaron Roderick (BYU '98)  
 Offensive Line . . . . . Ryan Pugh (Auburn '12)  
 Running Backs . . . . . AJ Steward (Kansas '12)  
 Receivers . . . . . Fesi Sitake (SUU '11)  
 Tight Ends . . . . . Steve Clark (BYU '92)  
 Cornerbacks . . . . . Jernaro Gilford (BYU '04)  
 Safeties . . . . . Preston Hadley (BYU '13)  
 Head FB Strength & Cond. . . . . Nu'u Tafisi (Cal '06)  
 Strength & Conditioning Asst. . . . . Justin McClure  
 Strength & Conditioning Asst. . . . . AJ Middleton  
 Football Analyst . . . . . JD Falslev  
 Football Analyst . . . . . Michael Smith  
 Defensive Graduate Assistant . . . . . Manase Tonga  
 Defensive Graduate Assistant . . . . . Vince Feula  
 Offensive Graduate Assistant . . . . . Dallas Reynolds  
 Offensive Graduate Assistant . . . . . Harvey Unga  
 Director of Operations . . . . . Jon Swift  
 Community Relations Coordinator . . . . . Jack Damuni  
 Support Services Coordinator . . . . . Jasen Ah You  
 Player Dev./On-Campus Rec. Coord. . . . . Tasha Bell  
 Player Personnel Coordinator . . . . . Alema Fitisemanu  
 Football Equipment Manager . . . . . Mick Hill  
 Video and Technology Coordinator . . . . . Errol Seaver  
 Head Football Trainer . . . . . Steve Pincock  
 Sports Medicine Rehab Coordinator Brett Mortensen  
 Director, Student Academic Center . . . . . Trevor Wilson  
 Football Academic Advisor . . . . . Jim Hamblin

## TEAM INFORMATION

Defense . . . . . 4-3  
 Offense . . . . . Multiple  
 2017 Record . . . . . 4-9  
 Affiliation . . . . . FBS Independent  
 Total lettermen RETURNING (R)/LOST (L) . . . . . 58/25  
 Offensive lettermen R/L . . . . . 25/10  
 Defensive lettermen R/L . . . . . 29/13  
 Specialist lettermen R/L . . . . . 4/2  
 Starters R/L . . . . . 14/8  
 Offensive starters R/L . . . . . 7/4  
 Defensive starters R/L . . . . . 7/4





**1984 NATIONAL CHAMPIONS**

**75 ALL-AMERICANS**

**36 ACADEMIC  
ALL-AMERICA CITATIONS**

**35 BOWL GAMES**

**23 CONFERENCE CHAMPIONSHIPS**

**13 CONSENSUS ALL-AMERICANS**

**7 COLLEGE FOOTBALL  
HALL OF FAME MEMBERS**

**7 SAMMY BAUGH WINNERS**

**4 DAVEY O'BRIEN WINNERS**

**2 OUTLAND TROPHIES**

**1 HEISMAN TROPHY**

**1 DOAK WALKER AWARD**

**1 MAXWELL AWARD**



# 2018 SEASON PREVIEW

## NEW FACES LIGHT THE SPARK FOR NEW SEASON

The 2017 season was a year of adversity for the Cougars. A combination of youth and inexperience along with 25 members of the two-deep missing time due to injuries contributed to a 4-9 season not often experienced by the program. With last year in the rear-view mirror and a goal to get back to winning, BYU football is working hard to prepare for the 2018 season.

The 2018 season will feature another loaded schedule, with matchups against eight teams that played in a bowl game in 2017. The schedule is highlighted by a Pac-12 heavy lineup of four teams including Arizona, Cal, Washington and Utah. In addition to the Pac-12 slate, BYU will face top-10 Wisconsin of the Big Ten in Madison. The Cougars also take on teams from the Mountain West, including in-state foe Utah State, regional rival Boise State and Hawai'i. Fellow independents UMass and New Mexico State are also on the schedule along with a matchup against the Mid-American Conference's Northern Illinois and FCS power McNeese State.

The season opens against Arizona on the road Sept. 1. Last season the Wildcats finished 7-6 and third in the Pac-12 conference. Arizona hired Kevin Sumlin as its new head coach, bringing with him a successful track record of high-powered offenses from his days at Houston and Texas A&M. Sumlin has also produced some of the country's top quarterbacks in the nation, including Case Keenum at Houston and Heisman winner Johnny Manziel at Texas A&M. Sumlin will have another good one at Arizona with dual-threat quarterback Khalil Tate. Tate averaged 272.9 yards of total offense per game last season.

The Cougars return to LaVell Edwards Stadium to face Cal in the home opener the next week. They defeated Cal in the last matchup in a shootout 42-35 in 2014.

BYU then hits the road again for a date with top-10 power Wisconsin. The Badgers finished last season 13-1 and No. 7 in final rankings. Wisconsin handled the Cougars in Provo last season so BYU will look to answer in Madison this year.

A first-time matchup with McNeese State at home on Sept. 22 comes before another Pac-12 contest at Washington the following week. The Huskies won 10 games last season and finished at No. 15 in the coaches poll. It will be the Cougars' first trip to Seattle since defeating Jake Locker and the Huskies 28-27 in 2008.



Following the Washington game, BYU gets three straight at home. The stretch begins with a Friday night contest with Utah State, before an old rival, Hawai'i, comes to Provo looking to avenge a loss to the Cougars in Honolulu last year. After a bye week, the Huskies of Northern Illinois will make their first trip to LaVell Edwards Stadium.

After the three-game homestand, the Cougars will visit the blue turf in another regional matchup against Boise State. The Broncos finished in the top 25 again last season and defeated BYU in Provo 24-7.

The Cougars make their longest trip of the year the following week with a game against UMass at Gillette Stadium, home of the New England Patriots on Nov. 10.

BYU's last home game of the year will be on Nov. 17 against New Mexico State. The Aggies have seen a resurgence recently, making a bowl game for the first time since the 1960s last season.

An old tradition returns to conclude the 2018 season, with the Deseret First Duel against Utah resuming its place as the final regular season game on Nov. 24. BYU will visit Rice-Eccles Stadium to try and break the streak of seven straight losses to the Utes.

All eyes will be fixated on the Cougars' new offense, designed by new offensive coordinator Jeff Grimes. Grimes, BYU's offensive line coach from 2004-06, returned to BYU after successful runs at Colorado, Virginia Tech, Auburn and most recently, LSU. The seasoned coaching veteran has more than 25 years of experience with some of the most talented offensive minds in the game.

Grimes assembled a new offensive staff that includes three former offensive coordinators in Aaron Roderick (passing game coordinator, quarterbacks), Fesi Sitake (wide receivers) and returning tight ends coach Steve Clark. Rounding out the new staff is Ryan Pugh (offensive line), a Grimes protege that spent time with him at Auburn and LSU, and AJ Steward (running backs) out of Rice.

The cupboard has plenty of options for Grimes and Co. to get things going while the defensive unit returns plenty of talent as well. Both sides of the ball experimented in spring with some position changes in hopes to get the best 11 players on the field.

Defensively, Ilaisa Tuiaki added one new face to his staff in former Cougar defensive back Preston Hadley with the departure of longtime coach Steve Kaufusi. Hadley will coach the safeties now as Ed Lamb moved over to coach the linebackers and Tuiaki will continue to coach the defensive line. Jernaro Gilford continues his work with the cornerbacks while Kalani Sitake will also take a more active role on the defensive side of the ball this season.

Lamb will also remain the special teams coordinator, an area where BYU has been stout the past two seasons, ranking in the top 10 each year in punt or kick coverage units.

Check out pages 8-11 for position and personnel breakdowns for the 2018 squad.







## OFFENSE

**Coordinator: Jeff Grimes**

The offense returns a lot of experience and talent for new coordinator Jeff Grimes. In the spring, Coach Grimes instilled a workman-like attitude with accountability and a focus on details and effort. The BYU offense will feature a multiple look with varying formations from under center and shotgun to maximize the team's current talent and build a successful system for years to come based on the Cougar program's strengths.

## QUARTERBACK

**Coach: Aaron Roderick (Passing game coordinator)**

The quarterback position is has talent and experience. Senior Tanner Mangum is back and despite being limited in spring as he fully recovers from a 2017 injury, the 21-game starter for BYU is the most experienced signal caller in the mix. Junior Beau Hoge and sophomore Joe Critchlow both started games last season and have impressed in the spring. Leading the newcomers is Zach Wilson, the Corner Canyon High School star who enrolled early to participate in spring football. In addition to Wilson, freshmen Stacy Conner and Baylor Romney enrolled in January and also took reps in spring and add depth in the quarterback room. Another new face is Hayden Griffiths, the twin brother of fullback Kyle Griffiths, while Jaren Hall, joins the team in the summer after returning home from a mission. A talented dual-threat player, Hall is the brother of running back KJ Hall and son of former Cougar Kalin Hall.

### QUARTERBACKS

Tanner Mangum	6-3	215	SR	Eagle, Idaho / Eagle HS
Beau Hoge	6-1	215	R-JR.	Fort Thomas, Kentucky / Highlands HS
Joe Critchlow	6-4	210	SO.	Franklin, Tenn. / Franklin HS
Hayden Griffiths	6-2	195	SO.	Windermere, FL / West Orange HS
Zach Wilson	6-3	200	FR.	Draper, Utah / Corner Canyon HS
Stacy Conner	6-5	185	FR.	Wylie, Texas / Wylie HS
Baylor Romney	6-2	190	FR.	El Paso, Texas / Franklin HS
Jaren Hall	6-1	205	FR.	Spanish Fork, UT / Maple Mountain HS

**2017 QBs LOST:** Koy Detmer Jr. (transfer), Kody Wilstead (transfer)

## RUNNING BACK

**Coach: AJ Steward**

There are plenty of options at running back for new coach AJ Steward. Squally Canada and several other talented backs return for 2018. The California native ran 120 times last season for 710 yards and six touchdowns. After leading the scout team in 2017, redshirt freshman Zach Katoa showcased his skillset during spring and is expected to be a factor in the fall. Riley Burt, a junior, also made strides in spring and proved to be a powerful and speedy option. Working his way back from injury is KJ Hall, a versatile junior with 390 career rushing yards and 189 receiving yards. Kavika Fonua is another back that adds depth but is also recovering from a spring injury. The fullbacks both return with Brayden El-Bakri heading into his senior year as the primary blocker with sophomore Kyle Griffiths getting some action as well.

### RUNNING BACKS

Squally Canada	5-11	210	R-SR.	East Palo Alto, Calif. / Washington State
KJ Hall	5-10	180	R-JR.	Mapleton, Utah / Maple Mountain HS
Riley Burt	6-1	210	R-JR.	Mantua, Utah / Box Elder HS
Kavika Fonua	6-0	212	R-JR.	Syracuse, Utah / Syracuse HS
Zach Katoa	6-1	205	R-FR.	American Fork, Utah / American Fork HS
Sione Finau	5-11	175	FR.	Kearns, Utah / Kearns HS
Brayden El-Bakri (FB)	6-0	240	R-SR.	Salt Lake City, Utah / Brighton HS
Kyle Griffiths (FB)	6-3	230	R-SO.	Windermere, Florida / West Orange HS
Johnny Tapusoa (FB)	5-10	225	JR.	Laie, Hawaii / Kahuku HS

**2017 RBs LOST:** Austin Kafentzis (moved to defensive back), Ula Toluta'u



# WIDE RECEIVER

## Coach: Fesi Sitake

The wide receiver group will look to take another step forward in 2018 and have a few playmakers emerge. Junior Micah Simon took on the leadership role in spring and is one of the top targets returning. He picked up 386 yards, three touchdowns and 27 receptions in 2017. Aleva Hifo, after producing, the top marks from the 2017 crew with 37 receptions, 437 yards and two touchdowns, is back for his junior season. Talented junior Talon Shumway returns along with Akile Davis with an eye toward earning a spot in the rotation. Sophomore Neil Pau'u is back after seeing action last season. Trey Dye, who spent last season with the running backs, is also returning to the receiver group for his senior season. A familiar face, Dylan Collie, returns to BYU after his career at Hawai'i as a graduate transfer to bolster the receivers. Newcomers such as Gunner Romney and Brayden Cosper are also expected to compete in fall.

### WIDE RECEIVER

Trey Dye	5-9	190	R-SR.	Abilene, Texas / Cooper HS
Dylan Collie	5-10	175	R-SR.	El Dorado Hills, Calif. / Hawai'i
Micah Simon	6-1	192	R-JR.	Dallas, Texas / Bishop Dunne HS
Aleva Hifo	5-10	187	JR.	Menifee, Calif. / Heritage HS
Talon Shumway	6-3	205	R-JR.	South Jordan, Utah / Lone Peak HS
Akile Davis	6-2	200	R-JR.	DeSoto, Texas / DeSoto HS
Neil Pau'u	6-4	215	SO.	Santa Ana, Calif. / Servite HS
Gunner Romney	6-3	200	FR.	Chandler, Arizona / Chandler HS
Brayden Cosper	6-3	195	FR.	South Jordan, Utah / Bingham HS

**2017 WRs LOST:** Jonah Trinnaman, Rickey Shumway, Beau Tanner, Tariq Buchanan

# TIGHT END

## Coach: Steve Clark

Another position of strength has to be the tight ends. The headliner is sophomore Matt Bushman, returning after his All-American freshman season where he led all FBS freshman tight ends with 49 receptions, 520 yards and three touchdowns. Of all the 2017 tight ends in college football, Bushman is the top returning statistical leader. Bushman will have some more running mates this season with the emergence of senior JJ Nwigwe in spring football and Moroni Laulu-Pututau in good health. Redshirt freshman Nate Heaps had a solid spring and could contribute while freshman Tanner Leishman impressed in his first year of football after being a top high school basketball player. Hank Tuipulotu and Dallin Holker also join the group in the fall.

### TIGHT END

JJ Nwigwe	6-5	260	SR.	Rockwall, Texas / Rockwall-Heath HS
Moroni Laulu-Pututau	6-4	240	R-JR.	Hyrum, Utah / Mountain Crest HS
Matt Bushman	6-5	240	SO.	Tucson, Arizona / Sabino HS
Nate Heaps	6-4	239	R-FR.	American Fork, Utah / American Fork HS
Tanner Leishman	6-6	225	FR.	Las Vegas, Nevada / Desert Hills HS
Hank Tuipulotu	6-3	225	FR.	Fort Mill, South Carolina / Nation Ford HS
Dallin Holker	6-5	225	FR.	Lehi, Utah / Lehi HS

**2017 TEs LOST:** Tanner Balderree, Hunter Marshall, Nate Sampson (moved to defense), Joe Tukuafu

# OFFENSIVE LINE

## Coach: Ryan Pugh

Despite losing experience on the interior of the line, a young group of talented linemen are ready to fill the void left by three starters in the middle. Redshirt freshman James Empey trained at the center duties after backing up Tejan Koroma last season while Notre Dame transfer Tristen Hoge should man one of the guard positions. With former freshman All-American Thomas Shoaf having a handle on the tackle position, he cross trained at guard in spring. On the outside, senior Austin Hoyt returns after starting every game at right tackle last season while redshirt freshman Brady Christensen looks promising at the left tackle spot if Shoaf moves inside. Sophomores Kieffer Longson and Austin Chambers also have experience and will be in the mix, along with junior Jacob Jimenez back to compete at center after missing last season with an injury. Talented sophomore Chandon Herring has game experience along with Addison Pulsipher. Senior Ului Lapuaho participated in spring and is still getting back up to speed after missing most of the last two seasons with injuries. If the senior with 18 starts can get healthy he would bolster an already deep group. Harris LaChance, a 6-foot-8 recruit had a good spring and could also be a factor in the fall while newcomers Clark Barrington, JT Gentry and Jacob Smith are also expected to be with the team in fall.

### OFFENSIVE LINEMAN

Austin Hoyt	6-8	305	R-SR.	Ione, California / Argonaut HS
Ului Lapuaho	6-7	340	R-SR.	West Valley City, Utah / Hunter HS
Thomas Shoaf	6-5	290	R-JR.	Columbus, Indiana / Columbus North HS
Jacob Jimenez	6-5	300	R-JR.	Pflugerville, Texas / Pflugerville HS
Addison Pulsipher	6-5	285	R-JR.	Temecula, California / Temecula Valley HS
Tristen Hoge	6-5	305	R-SO.	Pocatello, Idaho / Notre Dame
Chandon Herring	6-7	295	R-SO.	Gilbert, Arizona / Perry HS
Austin Chambers	6-5	307	R-SO.	Shawnee Mission, Kansas / Shawnee Mission West HS
Kieffer Longson	6-5	305	R-SO.	San Ramon, California / Dougherty Valley HS
James Empey	6-4	290	R-FR.	American Fork, Utah / American Fork HS
Brady Christensen	6-5	285	R-FR.	Bountiful, Utah / Bountiful HS
Harris LaChance	6-8	300	FR.	Herriman, Utah / Herriman HS
Ethan Atagi	6-5	300	FR.	Ogden, Utah / Bonneville HS
Clark Barrington	6-6	275	FR.	Spokane Valley, Washington / University HS
JT Gentry	6-5	285	FR.	Littleton, Colorado / Columbine HS
Jacob Smith	6-6	305	FR.	Farmington, Minnesota / Rosemount HS

**2017 OLs LOST:** Tejan Koroma, Keyan Norman, Tunii Kanuch

## DEFENSE

### Coordinator: 'Ilaisa Tuiaki

The defense returns a lot of talent for 2018. Up front, the defensive line returns Corbin Kaufusi and Khyiris Tonga and could have more than a dozen capable linemen in the rotation. The leader of the defense is senior Butch Pau'u in the middle while speed rush specialist Sione Takitaki returns to his natural position at linebacker. Coaches used spring football as an opportunity to move some positions and experiment with ways to get the best 11 players on the field. As a result, starting safety Zayne Anderson was asked to put on weight and move up to flash linebacker to help fill the void left by third-round NFL draft pick Fred Warner. Dayan Ghanwoloku also moved over from starting corner to one of the safety spots.

## DEFENSIVE LINE

### Coach: 'Ilaisa Tuiaki (Defensive coordinator)

The Cougars look to have a lot of bodies to use up front with an influx of younger players now ready to contribute. On the edges, Corbin Kaufusi returns along with Trajan Pili. Uriah Leiataua was productive in spring along with the newest Kaufusi, Devin, the youngest in a long line of Kaufusi brothers. Langi Tuifua also returns as a sophomore after having a role as a freshman. In the middle, Khyiris Tonga, Merrill Taliauli and Tevita Mo'unga have power and experience to clog the gaps. Lorenzo Fautea was granted a medical hardship for last year's campaign while Keanu Saleapaga looks to finally make an impact after redshirting last season. Additional members of the incoming recruiting class and returned missionaries will add more depth in camp.

#### DEFENSIVE LINE

Corbin Kaufusi	6-9	280	R-SR.	Provo, Utah / Timpview HS
Merrill Taliauli	6-2	305	SR.	Salt Lake City, Utah / East HS
David Low	6-2	240	SR.	Philadelphia, Pennsylvania / Southern Utah
Tevita Mo'unga	6-3	340	R-JR.	Murrieta, California / Vista Murrieta HS
Trajan Pili	6-2	247	R-JR.	Las Vegas, Nevada / Centennial HS
Bracken El-Bakri	6-3	274	JR.	Cottonwood Heights, Utah / Brighton HS
Uriah Leiataua	6-4	263	R-SO.	Compton, California / Dominguez HS
Wayne Tei-Kirby	6-3	310	R-SO.	Pocatello, Idaho / Oregon
Khyiris Tonga	6-4	332	SO.	West Valley, Utah / Granger HS
Langi Tuifua	6-3	227	SO.	South Jordan, Utah / Bingham HS
Zac Dawe	6-4	270	SO.	Pleasant Grove, Utah / Pleasant Grove HS
Jeddy Tuiloma	6-1	281	SO.	Topeka, Kansas / Butler Community College
Keanu Saleapaga	6-6	292	R-FR.	Lakewood, California / La Mirada HS
Lorenzo Fautea	6-4	300	R-FR.	West Valley, Utah / Hunter HS
Earl Tuoti-Mariner	6-4	270	R-FR.	Topeka Kansas / Washburn Rural HS
Alden Tofa	6-4	271	R-FR.	West Jordan, Utah / West Jordan HS
Motekiaki Langi	6-7	396	R-FR.	Matangiaki, Tonga / Liahona HS
Michael Bruno	6-5	235	FR.	Grand Anse, Grenada / Wesley College
David Lui	6-4	250	FR.	Pittsburg, California / Pittsburg HS
Devin Kaufusi	6-7	250	FR.	Provo, Utah / Timpview HS
Chinonso Opara	6-8	270	FR.	Draper, Utah / Juan Diego HS
Darius McFarland	6-3	250	FR.	Brigham City, Utah / Box Elder HS
Atunaisa Mahe	6-1	295	FR.	West Jordan, Utah / West Jordan HS

**2017 DLs LOST:** Handsome Tanielu, Kesni Tausinga, Kainoa Fuiava, Kamalani Kaluhiokalani, Solomone Wolfgramm

## LINEBACKERS

### Coach: Ed Lamb (Assistant head coach/Special teams coordinator)

Filling the shoes of Fred Warner will be no easy task in 2018. Matt Hadley returns after being granted an extra year after a medical hardship. The redshirt-senior can play any of the linebacker spots. Zayne Anderson has the speed and the frame to add some weight so the former starting safety and looks to be the heir apparent after spending spring there to get settled. Morgan Unga, Riggs Powell and Isaiah Kaufusi should provide additional depth at the flash spot. In the middle, Butch Pau'u is healthy and ready to put his final stamp on the linebacker spot for 2018 while Christian Folau looks to be a star in the making in the middle. Sione Takitaki is back at linebacker, his natural fit, to provide a pass rush and athleticism to the group while AJ Lolohea impressed in spring along with Hirkley Latu. Adam Pulsipher is a savvy veteran with loads of experience that can play every linebacker spot.

#### LINEBACKER

Matt Hadley	6-0	215	R-SR.	Connell, Washington / Connell HS
Butch Pau'u	6-0	225	R-SR.	Anaheim, California / Servite HS
Riggs Powell	6-2	215	R-SR.	Aptos, California / Aptos HS
Morgan Unga	6-5	220	R-SR.	Ogden, Utah / Bonneville HS
Adam Pulsipher	6-1	220	R-SR.	Temecula, California / Temecula Valley HS
Nate Sampson	6-2	236	R-SR.	Pleasant Grove, Utah / Pleasant Grove HS
Rhett Sandlin	6-3	235	R-SR.	Draper, Utah / Alta HS
Sione Takitaki	6-2	231	R-SR.	Fontana, California / Heritage HS
Zayne Anderson	6-2	205	SR.	Stansbury Park, Utah / Stansbury Park HS
Isaiah Kaufusi	6-2	215	R-SO.	Cottonwood Heights, Utah / Brighton HS
Grayson Magelby	6-4	210	SO.	Provo, Utah / Provo HS
Colin Thompson	6-3	230	SO.	Crystal, New Mexico / Navajo Pine HS
AJ Lolohea	6-3	235	R-FR.	Glendale, Utah / West HS
Christian Folau	6-1	237	R-FR.	Salt Lake City, Utah / East HS
Jeremiah Jeremiah	6-1	250	FR.	Hurricane, Utah / Hurricane HS
Hirkley Latu	6-3	230	FR.	Kahuku, Hawaii / Kahuku HS
Max Tooley	6-2	200	FR.	Bountiful, Utah / Bountiful HS

**2017 LBs LOST:** Chaz Ah You, Phillip Amon, Garrett England, Rylee Gautavai, Grant Jones, Va'a Niumatalolo, Will Sedgwick, Johnny Tapusoa (moved positions), Fred Warner



# CORNERBACKS

**Coach: Jernaro Gilford**

The corner position features several talented athletes that are back with more experience in 2018. With starters Dayan Ghanwoloku and Troy Warner both likely moving to safety, four players have emerged in the competition for a starting position. Chris Wilcox and Michael Shelton look to secure one of the spots. In addition Keenan Ellis made a strong case for time on the field during spring football while Trevion Greene also impressed. The Cougars also expect Austin McChesney back in the fall after an injury. A pair of new corners in Malik Moore and Isaiah Herron are also expected in fall.

## CORNERBACK

Michael Shelton	5-8	175	R-SR.	Raleigh, North Carolina / Wakefield HS
Austin McChesney	6-1	180	R-JR.	Highland, Utah / Lone Peak HS
Chris Wilcox	6-2	190	JR.	Fontana, California / Eleanor Roosevelt HS
Trevion Greene	6-3	190	JR.	East Palo Alto, California / Chabot College
Troy Warner	6-1	199	JR.	San Marcos, California / Mission Hills HS
Jared Kipisi	6-0	190	R-SO.	Pukalani, Hawaii / Maui HS
Austin Whetzel	5-11	175	SO.	Lehi, Utah / Lehi HS
Keenan Ellis	6-0	175	R-FR.	San Diego, California / Bonita Vista HS
Malik Moore	6-1	180	FR.	San Diego, California / Point Loma HS
Isaiah Herron	6-1	175	FR.	Las Vegas, Nevada / Arbor View HS

**2017 CBs LOST:** Cody Stewart, Hiva Lee

# SAFETIES

**Coach: Preston Hadley**

New coach Preston Hadley will work with the safeties to find replacements for Micah Hannemann and likely Zayne Anderson, who moved to linebacker in the spring. Dayan Ghanwoloku shifted over from corner pretty seamlessly in spring while Austin Lee took command of the other safety spot. Isaiah Armstrong also moved from corner after redshirting last year and Tanner Jacobson has plenty of game experience. Gavin Fowler is another returning veteran while the defense also snagged a play-making athlete from the offense when running back Austin Kafentzis moved to safety during spring. Working back from injury, Troy Warner is expected to compete for a safety role as well after starting at corner the last two years.

## SAFETY

Gavin Fowler	6-0	191	R-SR.	Kaysville, Utah / Davis HS
Sawyer Powell	6-1	187	R-SR.	West Richland, Washington / Richland HS
Tanner Jacobson	5-10	185	SR.	Southlake, Texas / Texas Tech
Dayan Ghanwoloku	5-11	190	R-JR.	Layton, Utah / Northridge HS
Isaiah Armstrong	6-2	195	R-JR.	Redlands, California / Riverside City College
Austin Lee	6-0	202	R-JR.	Draper, Utah / Salt Lake Community College
Austin Kafentzis	6-1	195	R-JR.	Sandy, Utah / Arizona Western College
Matthew Criddle	6-1	195	R-FR.	Highland, Utah / Snow College
Drew Jensen	6-2	195	FR.	Sandy, Utah / Brighton HS

**2017 Safs LOST:** Kamel Greene, Micah Hannemann, Sam Baldwin

# SPECIAL TEAMS

**Coach: Ed Lamb**

The kicking game brings back veterans Rhett Almond and Andrew Mikkelsen. Almond took the bulk of the work last season while Mikkelsen was more of a kickoff specialist, though both can placekick. Almond was also the backup punter last year and looks to compete for the punting duties in 2018. Both long snappers, Mitch Harris and Matt Foley, return while newcomers. The fall will bring in Australian rules football player Danny Jones into the punter competition and four-star high school prospect Skyler Southam to the placekicking group.

## SPECIALIST HT.

Rhett Almond (P, PK)	6-4	200	R-SR.	Valencia, California / Hart HS
Andrew Mikkelsen (PK)	6-0	200	R-SR.	Canby, Oregon / Oregon State
Matt Foley (LS)	6-1	210	SR.	Temecula, California / Temecula Valley HS
Mitch Harris (LS)	6-4	215	SR.	Gilbert, Arizona / Perry HS
Skyler Southam (PK)	6-0	185	FR.	Heber City, Utah / Wasatch HS
Danny Jones (P)	6-4	223	FR.	Essendon, Australia / La Trobe University

**2017 SPECS LOST:** Jonny Linehan (P), Corey Edwards (PK)

In 2018 BYU enters its eighth season of independence as the only school with an exclusive television partnership with ESPN. After making the announcement on Sept. 1, 2010, BYU started competing as an independent in 2011 while also beginning a new partnership with ESPN to televise Cougar football home games on the sports leader's family of networks.

## **No. 17** **FOR MOST NATIONAL** **TV GAMES SINCE 2011**

**73 PERCENT** of BYU's games have been featured on national television since 2011

**68 GAMES** in past seven seasons on an ESPN network

**9 GAMES** in 2017 on one of the ESPN networks

"BYU is nationally recognized as an outstanding university and for the history and tradition of its premier athletic programs," said Burke Magnus, ESPN executive vice president, programming and scheduling. "Once BYU decided to chart an independent course for football, we both recognized it is a good opportunity to build and grow our strong 30-year relationship. With this agreement, college football fans around the country will see the quality and pageantry of BYU as well as the passion and enthusiasm of its supporters."

One of the most important goals in becoming an independent was the opportunity for more national exposure for the university and football program. As an independent, BYU has had 68 games over the past seven seasons on one of the ESPN networks. Last season BYU had nine games on one of the ESPN networks, including three games featured on both ESPN and ESPN2, one on ABC and two carried on ESPN3 as well as BYUtv.

Overall, BYU is tied for 17th in the country for the most national TV games since going independent in 2011. In that span, 73 percent of BYU's games have been featured on a national TV channel (70+ million households).

BYU has also sought better access for the Cougars' national fan base and the opportunity to schedule high-profile opponents. Since 2011, BYU has played teams from the SEC, Big 12, Big Ten, Pac-12, ACC, American, Conference USA, Mid-American, Mountain West, Western Athletic Conference, and fellow independents Notre Dame and UMass and boasts upcoming games scheduled with Power 5 programs such

as Tennessee, Missouri, Michigan State, Wisconsin, Minnesota, Baylor, Virginia, Virginia Tech, NC State, USC, Oregon, Stanford, Cal, Washington, Washington State, Arizona, Arizona State and Utah among others.

Every BYU home football game will be televised to a live national audience on the ESPN family of networks or BYUtv. Each year, a minimum of three home games will be carried on ESPN, ESPN2, or ABC while additional games can also be televised on those networks or on ESPNU. At least one game each season will be carried live on BYUtv. Additionally, BYU fans are able to view same-day rebroadcasts on BYUtv of every home game and any away game to which ESPN has the rights through conference agreements with the host team.

### **ADDITIONAL BYU FOOTBALL PROGRAMMING ON BYUtv**

BYU is the only school in the country with nationally televised live 60-minute pregame and 30-60-minute postgame shows before and after every game—home or away. BYUtv also produces daily and weekly BYU-centric sports shows, including the Kalani Sitake Coach's Show, as well as additional BYU football specials throughout the year to highlight events such as National Letter of Intent Day, BYU spring football, BYU Pro Day and the annual BYU Football National Media Day in late June, which also includes live programming on ESPN3.

BYUtv and BYU Radio/Sirius XM 143 simulcast a daily news show—BYU Sports Nation—that airs live each weekday from noon-1 p.m. ET/10-11 a.m. MT from Studio B at the BYU Broadcasting Building in Provo with an additional airing the same day at 6 p.m. ET/4 p.m. MT. The latest news and information about BYU sports are discussed each day by hosts Jarom Jordan and Spencer Linton. During the football season BYUtv also features a weekly one-hour show—After Further Review—where host Dave McCann and a panel of experts provide in-depth analysis of the tactics, plays, and touchdowns of every BYU football game.

BYUtv is available in 60 million North American homes and is growing every month. It's on the basic tier of both Dish and DirectTV and is carried by more than 800 cable systems. The network constructed its own state-of-the-art production building that will allow it to televise every game in HD, along with its HD truck with the capability of broadcasting while on the road.



**2017**

#1 blocked kicks allowed  
# 4 tackles for loss allowed  
#11 net punting  
#11 punt return defense  
#15 fewest penalty yards per game

#18 fewest penalties per game  
#19 fewest penalty yards  
#21 fewest penalties  
#22 kickoff return defense

**2016**

# 2 turnovers gained  
# 3 red zone offense  
#4 interceptions  
#6 punt return defense  
#7 turnover margin

#8 defensive touchdowns  
#9 rushing defense  
#10 red zone defense  
#12 third-down %  
#13 blocked kicks

#14 scoring defense  
#14 fourth-down %  
#18 time of possession  
#24 first downs defense  
#25 TFL allowed

**2015**

#1 blocked kicks  
#2 blocked punts  
#4 red zone offense  
#6 team sacks

#9 team tackles for loss  
#19 team pass efficiency defense  
#21 passing offense

#23 total defense  
#23 interceptions  
#23 red zone defense  
#25 defensive TDs

**2014**

#1 blocked kicks allowed  
#1 blocked punts allowed  
#10 net punting  
#14 scoring offense

#15 first-down offense  
#16 blocked punts  
#17 fourth-down conversion %  
#18 kick return defense

#19 blocked kicks  
#20 rushing defense

**2013**

#14 total offense  
#10 rushing offense  
#16 pass efficiency defense  
#22 scoring defense

#14 fourth-down defense  
#11 kickoff returns  
#17 first-down offense  
#10 blocked kicks

**2012**

#1 third-down defense  
#2 red zone defense  
#3 rush defense  
#3 scoring defense

#3 total defense  
#4 first downs defense  
#5 kicks/punts blocked  
#6 punting average

#7 fourth-down conversion %  
#10 passing defense  
#11 pass breakups  
#16 time of possession

**2011**

#5 third-down conversion %  
#8 red zone defense  
#11 pass breakups  
#13 total defense

#14 kickoff average  
#15 pass efficiency defense  
#19 rushing defense  
#19 first downs per game

#22 scoring defense  
#24 time of possession  
#25 punt return average

**2010**

#15 red zone efficiency  
#17 punt return defense  
#21 third-down conversion %  
#22 first-down defense

#23 pass defense  
#24 total defense

**2009**

#1 third-down conversion %  
#3 passing efficiency  
#8 tackles for loss allowed  
#11 scoring offense

#15 first down offense  
#16 red zone efficiency  
#17 passing offense  
#21 total offense

#21 rushing defense

**2008**

#2 third-down conversion %  
#2 fumbles recovered  
#4 tackles for loss allowed  
#5 fourth-down conversion %

#6 passing offense  
#9 kickoff returns  
#10 first downs offense  
#13 passing efficiency

#15 turnovers gained  
#16 total offense  
#20 scoring offense





# RETURNING-STARTERS

## 2017 OFFENSIVE STARTERS (bold=expected to return for 2018)

GAME	QB	RB	RB/WR/TE	WR/TE	WR/TE	WR/TE	LT	LG	C	RG	RT
PORTLAND ST	<b>MANGUM</b>	<b>CANADA</b>	<b>A. HIFO</b>	<b>BUSHMAN</b>	<b>T. SHUMWAY</b>	TRINNAMAN	<b>SHOAF</b>	NORMAN	KOROMA	KANUCH	<b>HOYT</b>
LSU	<b>MANGUM</b>	<b>CANADA</b>	<b>EL-BAKRI</b>	<b>NWIGWE</b>	<b>T. SHUMWAY</b>	B. TANNER	<b>SHOAF</b>	NORMAN	KOROMA	KANUCH	<b>HOYT</b>
UTAH	<b>MANGUM</b>	<b>FONUUA</b>	BALDERREE	<b>BUSHMAN</b>	<b>B. TANNER</b>	TRINNAMAN	<b>SHOAF</b>	NORMAN	KOROMA	KANUCH	<b>HOYT</b>
WISCONSIN	<b>HOGUE</b>	TOLUTA'U	<b>SIMON</b>	<b>NWIGWE</b>	<b>T. SHUMWAY</b>	TRINNAMAN	<b>SHOAF</b>	NORMAN	KOROMA	KANUCH	<b>HOYT</b>
UTAH STATE	<b>HOGUE</b>	TOLUTA'U	<b>EL-BAKRI</b>	<b>NWIGWE</b>	<b>T. SHUMWAY</b>	TRINNAMAN	<b>SHOAF</b>	NORMAN	KOROMA	KANUCH	<b>HOYT</b>
BOISE ST	<b>MANGUM</b>	<b>DYE</b>	BALDERREE	<b>BUSHMAN</b>	<b>T. SHUMWAY</b>	TRINNAMAN	<b>SHOAF</b>	NORMAN	KOROMA	KANUCH	<b>HOYT</b>
MISSISSIPPI ST	<b>MANGUM</b>	TOLUTA'U	<b>EL-BAKRI</b>	<b>BUSHMAN</b>	<b>SIMON</b>	TRINNAMAN	<b>SHOAF</b>	NORMAN	KOROMA	KANUCH	<b>HOYT</b>
EAST CAROLINA	<b>MANGUM</b>	TOLUTA'U	<b>EL-BAKRI</b>	<b>BUSHMAN</b>	<b>SIMON</b>	TRINNAMAN	<b>SHOAF</b>	NORMAN	KOROMA	KANUCH	<b>HOYT</b>
SAN JOSE ST	<b>MANGUM</b>	<b>HALL</b>	<b>A. HIFO</b>	<b>BUSHMAN</b>	<b>SIMON</b>	TRINNAMAN	<b>SHOAF</b>	NORMAN	KOROMA	KANUCH	<b>HOYT</b>
FRESNO ST	<b>MANGUM</b>	<b>EL-BAKRI</b>	BALDERREE	<b>NWIGWE</b>	<b>T. SHUMWAY</b>	TRINNAMAN	<b>SHOAF</b>	NORMAN	KOROMA	KANUCH	<b>HOYT</b>
UNLV	<b>CRITCHLOW</b>	<b>KAFENTZIS</b>	<b>EL-BAKRI</b>	BALDERREE	<b>T. SHUMWAY</b>	TRINNAMAN	<b>SHOAF</b>	NORMAN	KOROMA	KANUCH	<b>HOYT</b>
UMASS	<b>CRITCHLOW</b>	<b>EI-BAKRI</b>	<b>A. HIFO</b>	<b>BUSHMAN</b>	<b>T. SHUMWAY</b>	TRINNAMAN	<b>SHOAF</b>	NORMAN	KOROMA	KANUCH	<b>HOYT</b>
HAWAII	<b>CRITCHLOW</b>	<b>CANADA</b>	BALDERREE	<b>BUSHMAN</b>	<b>T. SHUMWAY</b>	TRINNAMAN	<b>SHOAF</b>	NORMAN	KOROMA	KANUCH	<b>HOYT</b>

## 2017 DEFENSIVE STARTERS (bold=expected to return for 2018)

GAME	E	N	T	OE	FLB	MLB/NICKEL	BLB	LC	FS	SS	RC
PORTLAND ST	<b>C. KAUFUSI</b>	TAUSINGA	TANIELU	<b>TAKITAKI</b>	F. WARNER	<b>TAPUSOA</b>	<b>HADLEY</b>	<b>T. WARNER</b>	<b>ANDERSON</b>	<b>JACOBSON</b>	GHANWOLOKU
LSU	<b>C. KAUFUSI</b>	TAUSINGA	<b>MO'UNGA</b>	<b>TAKITAKI</b>	F. WARNER	<b>B. PAU'U</b>	<b>HADLEY</b>	<b>T. WARNER</b>	<b>ANDERSON</b>	HANNEMANN	GHANWOLOKU
UTAH	<b>C. KAUFUSI</b>	TANIELU	<b>MO'UNGA</b>	<b>TAKITAKI</b>	F. WARNER	<b>B. PAU'U</b>	<b>HADLEY</b>	<b>T. WARNER</b>	<b>ANDERSON</b>	<b>JACOBSON</b>	GHANWOLOKU
WISCONSIN	<b>C. KAUFUSI</b>	TANIELU	<b>TONGA</b>	<b>TAKITAKI</b>	F. WARNER	<b>B. PAU'U</b>	<b>HADLEY</b>	<b>T. WARNER</b>	M. HIFO	HANNEMANN	GHANWOLOKU
UTAH STATE	<b>C. KAUFUSI</b>	TAUSINGA	TANIELU	<b>TAKITAKI</b>	F. WARNER	<b>B. PAU'U</b>	<b>HADLEY</b>	<b>T. WARNER</b>	<b>ANDERSON</b>	HANNEMANN	GHANWOLOKU
BOISE ST	<b>C. KAUFUSI</b>	TANIELU	<b>TONGA</b>	<b>TAKITAKI</b>	F. WARNER	<b>TAPUSOA</b>	JONES	<b>T. WARNER</b>	<b>ANDERSON</b>	HANNEMANN	GHANWOLOKU
MISSISSIPPI ST	<b>C. KAUFUSI</b>	TANIELU	TAUSINGA	<b>TAKITAKI</b>	F. WARNER	<b>B. PAU'U</b>	JONES	<b>T. WARNER</b>	<b>ANDERSON</b>	HANNEMANN	GHANWOLOKU
EAST CAROLINA	<b>C. KAUFUSI</b>	TANIELU	TAUSINGA	<b>TAKITAKI</b>	F. WARNER	<b>B. PAU'U</b>	A. PULSIPHER	<b>T. WARNER</b>	<b>ANDERSON</b>	HANNEMANN	GHANWOLOKU
SAN JOSE ST	<b>C. KAUFUSI</b>	TANIELU	TAUSINGA	<b>TAKITAKI</b>	F. WARNER	<b>B. PAU'U</b>	A. PULSIPHER	<b>WILCOX</b>	<b>ANDERSON</b>	HANNEMANN	GHANWOLOKU
FRESNO ST	<b>C. KAUFUSI</b>	TANIELU	<b>TALIAULI</b>	<b>TAKITAKI</b>	F. WARNER	<b>B. PAU'U</b>	A. PULSIPHER	<b>WILCOX</b>	<b>ANDERSON</b>	HANNEMANN	GHANWOLOKU
UNLV	<b>C. KAUFUSI</b>	TAUSINGA	<b>TALIAULI</b>	<b>TAKITAKI</b>	F. WARNER	<b>B. PAU'U</b>	A. PULSIPHER	<b>WILCOX</b>	<b>ANDERSON</b>	HANNEMANN	GHANWOLOKU
UMASS	<b>C. KAUFUSI</b>	TANIELU	TAUSINGA	<b>TAKITAKI</b>	F. WARNER	<b>SHELTON</b>	<b>UNGA</b>	<b>WILCOX</b>	<b>ANDERSON</b>	HANNEMANN	GHANWOLOKU
HAWAII	<b>C. KAUFUSI</b>	TANIELU	TAUSINGA	<b>PILI</b>	F. WARNER	<b>B. PAU'U</b>	A. PULSIPHER	<b>WILCOX</b>	<b>ANDERSON</b>	<b>A. LEE</b>	GHANWOLOKU

## 2018 COMBINED RETURNING CAREER STARTS

OFFENSIVE LINE: 57

QUARTERBACKS: 26

WIDE RECEIVERS: 17

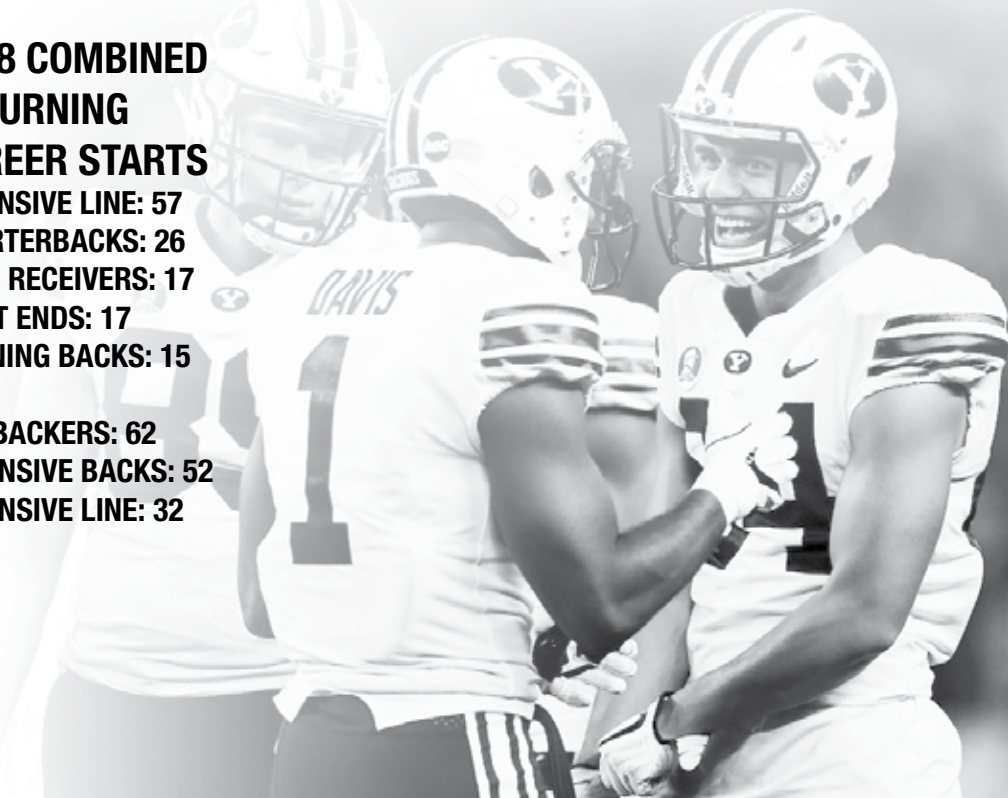
TIGHT ENDS: 17

RUNNING BACKS: 15

LINEBACKERS: 62

DEFENSIVE BACKS: 52

DEFENSIVE LINE: 32





## RUSHING

NAME	GP	ATT	YDS	Y/A	LNG	TD
CANADA, Squally	11	120	710	5.9	54	6
KAFENTZIS, Austin	10	41	227	5.5	34	1
HALL, KJ	5	30	209	6.9	75	1
BURT, Riley	8	23	104	4.5	21	1

### RETURNING %

ATTEMPTS: 81.4%  
YARDS: 81.6%  
TOUCHDOWNS: 83.3%

## RECEIVING

NAME	GP	REC	YDS	Y/R	LNG	TD
BUSHMAN, Matt	13	49	520	10.6	37	3
HIFO, Aleva	13	37	437	11.8	46	2
SIMON, Micah	13	27	386	14.3	50	3
SHUMWAY, Talon	11	25	257	10.3	33	0
PAU'U, Neil	11	14	139	9.9	28	2

### RETURNING %

RECEPTIONS: 82.4%  
YARDS: 81.1%  
TOUCHDOWNS: 92.3%

## PASSING

NAME	GP	EFFIC	COMP	ATT	YDS	Y/A	PCT	LNG	INT	TD
MANGUM, Tanner	8	110.80	147	257	1540	5.99	57.2	46	9	8
CRITCHLOW, Joe	6	109.73	55	101	642	6.36	54.2	40	4	3
HOGUE, Beau	3	105.61	19	39	257	6.59	48.7	50	3	2

### RETURNING %

ATTEMPTS: 95.2  
COMPLETIONS: 96.9%  
YARDS: 96.4%  
TOUCHDOWNS: 100.0%

## DEFENSE

NAME	GP	SOLO	AST	TOT	TFL/YDS	SACK	YDS	INT	YDS	TD	FF	FR	FRYDS	QBH	PBU	BLK
TAKITAKI, Sione	13	43	36	79	12.5/62	5.0	36	0	0	0	0	0	0	4	2	0
PAU'U, Butch	11	37	37	74	3.0/10	0	0	0	0	0	0	0	0	1	2	0
KAUFUSI, Corbin	13	36	31	67	7.5/47	6.0	42	0	0	0	2	0	0	1	1	1
ANDERSON, Zayne	12	41	20	61	0/0	0	0	2	27	0	3	1	0	0	2	1
GHANWOLOKU, Dayan	13	37	21	58	1.0/1	0	0	2	105	0	0	0	0	0	6	0

### RETURNING %

SOLO TACKLES: 74.3%  
ASSISTED TACKLES: 71.3%  
TOTAL TACKLES: 73.0%  
TACKLES FOR LOSS: 70.9%  
SACKS: 88.2%

INTERCEPTIONS: 62.5%  
PASS BREAKUPS: 78.0%  
QB HURRIES: 90.9%  
FUMBLE RECOVERIES: 88.9%  
FORCED FUMBLES: 81.8%  
BLOCKS: 100.0%

## SCORING

NAME	TD	FG	PAT				PTS
			K	RSH	RCV	PA	
ALMOND, Rhett	-	13-19	22-23	-	-	-	61
CANADA, Squally	6	-	-	-	-	-	36
SIMON, Micah	3	-	-	-	-	-	18
BUSHMAN, Matt	3	-	-	-	-	-	18
Four tied	2	-	-	-	-	-	12

### RETURNING %

POINTS: 89.1%  
TOUCHDOWNS: 84.6%  
FIELD GOALS: 100.0%

## TOTAL RETURNING %

RUSHING YARDS: 81.6%  
PASSING YARDS: 96.4%  
RECEIVING YARDS: 82.4%  
TOTAL OFFENSE: 90.5%  
ALL-PURPOSE: 79.2%  
SCORING: 89.1%  
PR RETURN YARDS: 100.0%  
KR RETURN YARDS: 48.0%  
PUNTING YARDS: 0.0%  
TOTAL TACKLES: 73.0%  
TACKLES FOR LOSS: 70.9%  
SACKS: 88.2%  
INTERCEPTIONS: 62.5%



## OFFENSE

<b>QB</b>	12	Tanner Mangum	6-3	215	Sr.
-or-	7	Beau Hoge	6-1	215	R-Jr.
-or-	10	Joe Critchlow	6-4	215	So.
-or-	11	Zach Wilson	6-3	200	Fr.
<b>RB</b>	22	Squally Canada	5-11	210	R-Sr.
-or-	32	Zach Katoa	6-1	205	R-Fr.
-or-	34	Riley Burt	6-1	215	R-Jr.
-or-	44	Kavika Fonua	6-0	212	R-Jr.
<b>FB</b>	35	Brayden El-Bakri	6-0	240	R-Sr.
	43	Kyle Griffiths	6-3	240	R-So.
-or-	42	Johnny Tapusoa	5-10	225	Jr.
<b>WRX</b>	13	Micah Simon	6-1	190	R-Jr.
-or-	21	Talon Shumway	6-3	215	R-Jr.
<b>WRZ</b>	1	Akile Davis	6-2	200	R-Jr.
-or-	84	Neil Pau'u	6-4	213	So.
<b>SLOT</b>	15	Aleva Hifo	5-11	187	Jr.
-or-		Dylan Collie	5-10	175	R-Sr.
<b>TE</b>	89	Matt Bushman	6-5	240	So.
	88	JJ Nwigwe	6-5	260	Sr.
	17	Moroni Lauulu-Pututau	6-4	240	R-Jr.
		Dallin Holker	6-5	225	Fr.
<b>LT</b>	59	Thomas Shoaf	6-5	290	R-Jr.
	67	Brady Christensen	6-6	285	R-Fr.
<b>LG</b>	77	Chandon Herring	6-7	295	R-So.
-or-	74	Kieffer Longson	6-7	305	R-So.
-or-	73	Ului Lapuaho	6-7	340	R-Sr.
<b>C</b>	70	Jacob Jimenez	6-5	300	R-Jr.
-or-	66	James Empey	6-4	290	R-Fr.
<b>RG</b>	69	Tristen Hoge	6-5	305	R-So.
-or-	72	Addison Pulsipher	6-5	285	R-Jr.
-or-	58	Austin Chambers	6-5	305	R-So.
<b>RT</b>	71	Austin Hoyt	6-8	305	R-Sr.
	76	Harris LaChance	6-8	300	Fr.
<b>PK</b>	26	Rhett Almond	6-4	201	R-Sr.
-or-	29	Jared Kاپisi	6-0	190	R-So.
-or-	83	Andrew Mikkelsen	6-0	200	R-Sr.
-or-		Skyler Southam	6-0	185	Fr.
<b>H</b>	16	Gavin Fowler	6-0	195	R-Sr.
	25	Tanner Jacobson	5-10	185	Sr.
<b>LS</b>	98	Mitch Harris	6-4	215	Sr.
	64	Matt Foley	6-0	210	Sr.
<b>P</b>	26	Rhett Almond	6-4	201	R-Sr.
-or-		Danny Jones	6-4	223	Fr.
	29	Jared Kاپisi	6-0	190	R-So.

## DEFENSE

<b>E</b>	90	Corbin Kaufusi	6-9	280	R-Sr.
	58	Uriah Leiataua	6-4	270	R-So.
	59	Alden Tofa	6-4	274	R-Fr.
	99	Zac Dawe	6-4	270	R-So.
<b>N</b>	95	Khyiris Tonga	6-4	332	So.
	55	Lorenzo Fauatea	6-4	300	R-Fr.
	75	Wayne Tel-Kirby	6-3	310	R-So.
<b>T</b>	54	Merrill Taliauli	6-2	308	Sr.
	97	Keanu Saleapaga	6-6	300	R-Fr.
	50	Tevita Mo'unga	6-3	345	R-Jr.
<b>OE</b>	52	Trajan Pili	6-2	250	R-Jr.
	92	Devin Kaufusi	6-7	260	Fr.
	49	Langi Tuifua	6-3	230	So.
	93	Bracken El-Bakri	6-3	275	Jr.
<b>FLB</b>	23	Zayne Anderson	6-2	210	Sr.
-or-	2	Matt Hadley	6-0	215	R-Sr.
	44	Riggs Powell	6-2	220	Sr.
<b>MLB</b>	38	Butch Pau'u	6-0	225	R-Sr.
-or-	2	Matt Hadley	6-0	215	R-Sr.
	41	Adam Pulsipher	6-1	220	R-Sr.
	31	Christian Folau	6-1	237	R-Fr.
<b>WLB</b>	16	Sione Takitaki	6-3	231	R-Sr.
-or-	2	Matt Hadley	6-0	215	R-Sr.
	53	Isaiah Kaufusi	6-2	215	R-Jr.
<b>LC</b>	1	Troy Warner	6-1	199	Jr.
-or-	30	Keenan Ellis	6-0	180	R-Fr.
-or-	12	Trevion Greene	6-3	195	Jr.
<b>FS</b>	11	Austin Lee	6-1	200	R-Jr.
-or-	1	Troy Warner	6-1	199	Jr.
	3	Isaiah Armstrong	6-2	195	R-Jr.
<b>SS</b>	5	Dayan Ghanwoloku	5-11	195	R-Jr.
-or-	1	Troy Warner	6-1	199	Jr.
	25	Tanner Jacobson	5-10	185	Sr.
<b>RC</b>	32	Chris Wilcox	6-2	190	Jr.
-or-	18	Michael Shelton	5-9	180	R-Sr.
	27	Austin McChesney	6-1	180	Jr.

## SPECIALISTS

<b>RET</b>	13	Micah Simon	6-1	192	R-Jr.
-or-	15	Aleva Hifo	5-10	198	Jr.
-or-	5	Dayan Ghanwoloku	5-11	190	R-Jr.
-or-	4	Trey Dye	5-9	182	R-Sr.
-or-	18	Michael Shelton	5-8	180	R-Sr.
-or-	2	Matt Hadley	6-0	215	R-Sr.
-or-		Dylan Collie	5-10	175	R-Sr.



## OFFENSE

## RETURNING (25)

*\*starting exp in any year**^played another position previously*

## QUARTERBACKS (3)

Tanner Mangum\*  
 Beau Hoge\*  
 Joe Critchlow\*

## RUNNING BACKS (7)

Squally Canada\*  
 Kavika Fonua  
 Kyle Griffiths  
 KJ Hall\*  
 Riley Burt  
 Brayden El-Bakri\*  
 Johnny Tapusoa\*^

## WIDE RECEIVERS (6)

Akile Davis  
 Trey Dye\*^  
 Alea Hifo\*  
 Talon Shumway\*  
 Micah Simon\*  
 Neil Pau'u

## TIGHT ENDS (3)

Matt Bushman\*  
 JJ Nwigwe\*  
 Moroni Lauulu-Pututau\*

## OFFENSIVE LINEMEN (6)

Ului Lapuahoa\*  
 Thomas Shoaf\*  
 Jacob Jimenez  
 Austin Hoyt\*  
 Austin Chambers  
 Chandon Herring

## LOST (10)

## QUARTERBACKS (1)

Koy Detmer Jr.

## RUNNING BACKS (1)

Ula Tolutau\*

## WIDE RECEIVERS (3)

Jonah Trinnaman\*  
 Beau Tanner  
 Rickey Shumway

## TIGHT ENDS (2)

Tanner Balderree\*  
 Hunter Marshall

## OFFENSIVE LINEMEN (3)

Tejan Koroma\*  
 Tuni Kanuch\*  
 Keyan Norman\*

## DEFENSE

## RETURNING (29)

*\*starting exp in any year**^played another position previously*

## DEFENSIVE LINEMEN (8)

Bracken El-Bakri^  
 Corbin Kaufusi\*  
 Tevita Mo'unga\*  
 Trajan Pili\*  
 Merrill Taliauli\*  
 Uriah Leiataua  
 Khayiris Tonga\*  
 Langi Tuifua\*

## LINEBACKERS (10)

Zayne Anderson\*^  
 Matt Hadley\*  
 Isaiah Kaufusi  
 Butch Pau'u\*  
 Riggs Powell  
 Adam Pulsipher\*  
 Nate Sampson^  
 Rhett Sandlin^  
 Sione Takitaki\*^  
 Morgan Unga\*

## CORNERBACKS (4)

Trevion Greene  
 Austin McChesney  
 Michael Shelton\*  
 Chris Wilcox\*

## SAFETIES (7)

Isaiah Armstrong^  
 Dayan Ghanwoloku\*^  
 Gavin Fowler  
 Austin Lee  
 Tanner Jacobson  
 Austin Kafentzis\*^  
 Troy Warner\*^

## LOST (13)

## DEFENSIVE LINEMEN (3)

Kesni Tausinga\*  
 Handsome Tanielu\*  
 Solomone Wolfgramm

## LINEBACKERS (5)

Chaz Ah You (mission)  
 Phillip Amone  
 Grant Jones\*  
 Va'a Niumatalolo  
 Fred Warner\*

## CORNERBACKS (2)

Cody Stewart  
 Hiva Lee

## SAFETIES (3)

Sam Baldwin  
 Kamel Greene  
 Micah Hannemann\*

## TOTAL BREAKDOWN

Total lettermen RETURNING (R)/LOST (L) . 58/25  
 Offensive lettermen R/L . . . . . 25/10  
 Defensive lettermen R/L . . . . . 29/13  
 Specialist lettermen R/L . . . . . 4/2  
 Starters R/L . . . . . 14/8  
 Offensive starters R/L . . . . . 7/4  
 Defensive starters R/L . . . . . 7/4

## SPECIALISTS

## RETURNING (4)

Rhett Almond (P/K)\*  
 Mitch Harris (LS)\*  
 Matt Foley (LS)\*  
 Andrew Mikkelsen (K)

## LOST (2)

Johnny Linehan (P)  
 Corey Edwards (K)



# MATT BUSHMAN

SOPHOMORE • TIGHT END • 6-5 • 240

TUCSON, AZ • SABINO HS

# 89

- Named Freshman All-American by FWAA, USA Today and 247Sports
- BYU's leading 2017 receiver with 49 catches, 520 yards and three TDs
- No. 1 freshman tight end in the FBS with the most receptions and yards
- The most production by a BYU tight end since Dennis Pitta in 2009

YEAR	GP	REC	YDS	Y/R	LNG	TD
2017	13	49	520	10.61	37	3
<b>TOTALS</b>	<b>13</b>	<b>49</b>	<b>520</b>	<b>10.61</b>	<b>37</b>	<b>3</b>

# 13

# MICAH SIMON

JUNIOR • WIDE RECEIVER • 6-1 • 192

DALLAS, TX • BISHOP DUNNE HS



- Recorded 27 catches for 386 yards, third-best on the team in 2017
- Played in 13 games and started four after redshirting the 2016 season
- Averaged 14.3 yards per catch
- Had multiple receptions in eight games

YEAR	GP	REC	YDS	Y/R	LNG	TD
2015	2	0	0	0	0	0
2017	13	27	386	14.30	50	3
<b>TOTALS</b>	<b>15</b>	<b>27</b>	<b>386</b>	<b>14.30</b>	<b>50</b>	<b>3</b>

# ALEVA HIFO

JUNIOR • WIDE RECEIVER • 5-10 • 187

MENIFEE, CA • HERITAGE HS

# 15



- Has played in 26 career games
- Second on the 2017 team with 437 receiving yards on 37 receptions
- Had career-high 148 receiving yards against East Carolina in 2017
- Kick returner in 2016 with 440 return yards on 21 kick returns

YEAR	GP	REC	YDS	Y/R	LNG	TD	KR	YDS	AVG	LNG	TD
2016	13	11	58	5.27	13	0	21	440	20.95	50	0
2017	13	37	437	11.81	46	2	1	23	23.00	23	0
<b>TOTALS</b>	<b>26</b>	<b>48</b>	<b>495</b>	<b>10.31</b>	<b>46</b>	<b>2</b>	<b>22</b>	<b>463</b>	<b>21.05</b>	<b>50</b>	<b>0</b>

22

**SQUALLY CANADA****SENIOR • RUNNING BACK • 5-11 • 210****MILPITAS, CA • WASHINGTON STATE**

- Has played in 25 career games
- BYU's leading rusher in 2017 with 120 carries, 710 yards and six TDs
- 213 yards at UNLV – No. 10 among all BYU rushers in a single game
- Averages 5.26 yards per carry in career with more than 1,000 career yards



YEAR	GP	REC	YDS	Y/R	LNG	TD	ATT	YDS	Y/A	LNG	TD
2015	1	0	0	0	0	0	1	1	1.00	1	0
2016	13	3	7	2.33	5	0	74	315	4.26	21	2
2017	11	3	9	3.00	6	0	120	710	5.92	54	6
<b>TOTALS</b>	<b>25</b>	<b>6</b>	<b>16</b>	<b>2.67</b>	<b>6</b>	<b>0</b>	<b>195</b>	<b>1026</b>	<b>5.26</b>	<b>54</b>	<b>8</b>

**BRAYDEN EL-BAKRI****SENIOR • RUNNING BACK • 6-0 • 240****SALT LAKE CITY, UT • BRIGHTON HS**

35

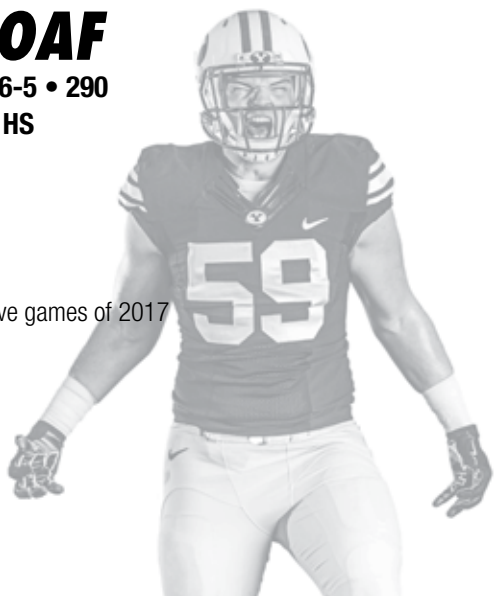
- Has played in 29 games as BYU's primary fullback
- 67 career rushing yards with two touchdowns
- A threat in the pass game with 14 career receptions for 168 yards and one TD
- Also a special teams leader in coverage units

YEAR	GP	REC	YDS	Y/R	LNG	TD	ATT	YDS	Y/A	LNG	TD
2015	4	0	0	0	0	0	0	0	0	0	0
2016	12	5	88	17.60	27	0	2	2	1.00	1	1
2017	13	9	80	8.89	26	1	17	67	3.94	15	1
<b>TOTALS</b>	<b>29</b>	<b>14</b>	<b>168</b>	<b>12.00</b>	<b>27</b>	<b>1</b>	<b>19</b>	<b>69</b>	<b>3.63</b>	<b>15</b>	<b>2</b>

59

**THOMAS SHOAF****JUNIOR • OFFENSIVE LINE • 6-5 • 290****COLUMBUS, IN • COLUMBUS HS**

- Has started 22 of 25 games played
- Started all 13 games in 2017
- Named a Freshman All-American by FWAA in 2016
- Helped BYU average almost 200 rushing yards in final five games of 2017



16

**SIONE TAKITAKI****SENIOR • LINEBACKER • 6-2 • 231****FONTANA, CA • HERITAGE HS**

- Played in 30 games, starting 14
- In 2017, ranked second on the team in tackles with 79
- Led the team with 12.5 TFL for 62 yards
- Posted five sacks for 36 yards



YEAR	GP	SOLO	AST	TOT	TFL/YDS	NO	YDS	INT	YDS	TD	FF	FR	FRYDS	QBH	PBU	BLK
2014	11	15	4	19	4 / 27	3	25	0	0	0	1	1	0	3	0	0
2015	6	11	10	21	7 / 29	3.5	23	0	0	0	0	1	0	2	0	0
2017	13	43	36	79	12.5 / 62	5	36	0	0	0	0	0	0	4	2	0
<b>TOTALS</b>	<b>30</b>	<b>69</b>	<b>50</b>	<b>119</b>	<b>23.5 / 118</b>	<b>11.5</b>	<b>84</b>	<b>0</b>	<b>0</b>	<b>0</b>	<b>1</b>	<b>2</b>	<b>0</b>	<b>9</b>	<b>2</b>	<b>0</b>

38

**BUTCH PAU'U****SENIOR • LINEBACKER • 6-0 • 225****ANAHEIM, CA • SERVITE HS**

- Has played in 29 games with 18 starts at middle linebacker
- Posted 74 tackles last season
- Tied a BYU record with 19 tackles against UCLA in 2016
- Known as BYU's hardest hitter



YEAR	GP	SOLO	AST	TOT	TFL/YDS	NO	YDS	INT	YDS	TD	FF	FR	FRYDS	QBH	PBU	BLK
2015	8	5	3	8	0 / 0	0	0	0	0	0	0	0	0	0	0	0
2016	10	45	38	83	7 / 18	1.5	11	1	20	0	1	0	0	1	0	0
2017	11	37	37	74	3 / 10	0	0	0	0	0	0	0	0	1	2	0
<b>TOTALS</b>	<b>29</b>	<b>87</b>	<b>78</b>	<b>165</b>	<b>10 / 28</b>	<b>1.5</b>	<b>11</b>	<b>1</b>	<b>20</b>	<b>0</b>	<b>1</b>	<b>0</b>	<b>0</b>	<b>2</b>	<b>2</b>	<b>0</b>

**CORBIN KAUFUSI****SENIOR • DEFENSIVE LINE • 6-9 • 280****PROVO, UT • TIMPVIEV HS**

90



- Has played in 26 games with 18 starts at defensive end
- Recorded 67 tackles last season
- Led the team in 2017 with six sacks
- Also played three years on the BYU basketball team

YEAR	GP	SOLO	AST	TOT	TFL/YDS	NO	YDS	INT	YDS	TD	FF	FR	FRYDS	QBH	PBU	BLK
2016	13	18	13	31	2.5 / 17	2.5	17	0	0	0	0	0	0	2	1	2
2017	13	36	31	67	7.5 / 47	6	42	0	0	0	2	0	0	1	1	1
<b>TOTALS</b>	<b>26</b>	<b>54</b>	<b>44</b>	<b>98</b>	<b>10 / 64</b>	<b>8.5</b>	<b>59</b>	<b>0</b>	<b>0</b>	<b>0</b>	<b>2</b>	<b>0</b>	<b>0</b>	<b>3</b>	<b>2</b>	<b>3</b>

32

**CHRIS WILCOX****JUNIOR • DEFENSIVE BACK • 6-2 • 190**  
**FONTANA, CA • ELEANOR ROOSEVELT HS**

- Has played in 22 career games with seven starts
- Posted 32 total tackles in 2017, including 23 solo
- Had five pass breakups last season
- Also added one tackle for loss in 2017

YEAR	GP	SOLO	AST	TOT	TFL/YDS	NO	YDS	INT	YDS	TD	FF	FR	FRYDS	QBH	PBU	BLK
2016	10	8	1	9	0 / 0	0	0	0	0	0	0	0	0	0	0	0
2017	12	23	9	32	1 / 1	0	0	0	0	0	0	0	0	0	5	0
<b>TOTALS:</b>	<b>22</b>	<b>31</b>	<b>10</b>	<b>41</b>	<b>1 / 1</b>	<b>0</b>	<b>0</b>	<b>0</b>	<b>0</b>	<b>0</b>	<b>0</b>	<b>0</b>	<b>0</b>	<b>0</b>	<b>5</b>	<b>0</b>


**DAYAN GHANWOLOKU****JUNIOR • DEFENSIVE BACK • 5-11 • 190**  
**LAYTON, UT • NORTHRIDGE HS**

5

- Has played in 26 games, starting 21 at cornerback
- Trained at safety during spring
- Posted 58 total tackles in 2017
- Has five career interceptions with 218 return yards, including one pick-six

YEAR	GP	SOLO	AST	TOT	TFL/YDS	NO	YDS	INT	YDS	TD	FF	FR	FRYDS	QBH	PBU	BLK
2016	13	33	15	48	2 / 5	0	0	3	113	1	1	1	0	1	4	0
2017	13	37	21	58	1 / 1	0	0	2	105	0	0	0	0	0	6	0
<b>TOTALS:</b>	<b>26</b>	<b>70</b>	<b>36</b>	<b>106</b>	<b>3 / 6</b>	<b>0</b>	<b>0</b>	<b>5</b>	<b>218</b>	<b>1</b>	<b>1</b>	<b>1</b>	<b>0</b>	<b>1</b>	<b>10</b>	<b>0</b>

23

**ZAYNE ANDERSON****SENIOR • LINEBACKER • 6-2 • 210**  
**STANSBURY PARK, UT • STANSBURY PARK HS**

- Started 12 games in 2017 at safety
- Totaled 61 tackles with 41 solo tackles
- Recorded two interceptions in 2017
- Forced three fumbles, recovered one and added two pass breakups

YEAR	GP	SOLO	AST	TOT	TFL/YDS	NO	YDS	INT	YDS	TD	FF	FR	FRYDS	QBH	PBU	BLK
2015	8	3	0	3	0 / 0	0	0	0	0	0	0	0	0	0	0	0
2016	13	6	5	11	0 / 0	0	0	0	0	0	0	1	0	0	0	0
2017	12	41	20	61	0 / 0	0	0	2	27	0	3	1	0	0	2	0
<b>TOTALS:</b>	<b>33</b>	<b>50</b>	<b>25</b>	<b>75</b>	<b>0 / 0</b>	<b>0</b>	<b>0</b>	<b>2</b>	<b>27</b>	<b>0</b>	<b>3</b>	<b>2</b>	<b>0</b>	<b>0</b>	<b>2</b>	<b>0</b>



NO.	PLAYER	POS.	HT.	WT.	YR.	HOMETOWN/LAST SCHOOL
1	Davis, Akile	WR	6-2	200	R-Jr.	DeSoto, TX / DeSoto HS
1	Warner, Troy	DB	6-1	199	Jr.	San Marcos, CA / Mission Hills HS
2	Hadley, Matthew	LB	6-0	215	R-Sr.	Connell, WA / Connell HS
2	Kafentzis, Austin	DB	6-1	195	R-Jr.	Sandy, UT / Arizona Western College
3	Armstrong, Isaiah	DB	6-2	195	Jr.	Redlands, CA / Riverside City College
4	Dye, Trey	WR	5-9	180	R-Sr.	Abilene, TX / Cooper HS
5	Ghanwoloku, Dayan	DB	5-11	190	R-Jr.	Layton, UT / Northridge HS
7	Hoge, Beau	QB	6-1	215	R-Jr.	Fort Thomas, KY / Highlands HS
10	Critchlow, Joe	QB	6-4	210	So.	Franklin, TN / Franklin HS
11	Lee, Austin	DB	6-0	202	R-Jr.	Sandy, UT / Utah/SLCC
11	Wilson, Zach	QB	6-3	200	Fr.	Draper, UT / Corner Canyon HS
12	Greene, Trevion	DB	6-3	190	Jr.	East Palo Alto, CA / Chabot College
12	Mangum, Tanner	QB	6-3	215	Sr.	Eagle, ID / Eagle HS
13	Romney, Baylor	QB	6-2	190	Fr.	El Paso, TX / Franklin HS
13	Simon, Micah	WR	6-1	192	R-Jr.	Dallas, TX / Bishop Dunne HS
15	Griffitts, Hayden	QB	6-2	205	So.	Windermere, FL / West Orange HS
15	Hifo, Aleva	WR	5-10	187	Jr.	Menifee, CA / Heritage HS
16	Fowler, Gavin	DB	6-0	191	R-Sr.	Kaysville, UT / Davis HS
16	Takitaki, Sione	LB	6-2	231	R-Sr.	Fontana, CA / Heritage HS
17	Conner, Stacy	QB	6-5	186	Fr.	Wylie, TX / Wylie HS
17	Laulu-Pututau, Moroni	TE	6-4	240	R-Jr.	Hyrum, UT / Mountain Crest HS
18	Shelton, Michael	DB	5-8	175	R-Sr.	Raleigh, NC / Wakefield HS
19	Criddle, Matthew	DB	6-1	195	R-Fr.	Highland, UT / Snow College
21	Latu, Hirkley	LB	6-3	230	Fr.	Kahuku, HI / Kahuku HS
21	Shumway, Talon	WR	6-3	205	R-Jr.	South Jordan, UT / Lone Peak HS
22	Canada, Squally	RB	5-11	210	R-Sr.	Milpitas, CA / Washington State
23	Anderson, Zayne	LB	6-2	210	Sr.	Stansbury Park, UT / Stansbury HS
24	Hall, KJ	RB	5-9	182	R-Jr.	Spanish Fork, UT / Maple Mountain HS
25	Jacobson, Tanner	DB	5-10	185	Sr.	Southlake, TX / Texas Tech
26	Almond, Rhett	P/K	6-4	200	R-Sr.	Valencia, CA / Hart HS
27	McChesney, Austin	DB	6-1	180	Jr.	Highland, UT / Lone Peak HS
28	Powell, Sawyer	DB	6-1	187	R-Sr.	West Richland, WA / Richland HS
29	Kapisi, Jared	DB	6-0	190	R-So.	Pukalani, HI / Maui HS
83	Mikkelsen, Andrew	K	6-0	200	Sr.	Canby, OR / Oregon State
30	Ellis, Keenan	DB	6-0	175	R-Fr.	Chula Vista, CA / Bonita Vista HS
31	Folau, Christian	LB	6-1	237	R-Fr.	Salt Lake City, UT / East HS
32	Katoa, Zach	RB	6-1	205	R-Fr.	American Fork, UT / American Fork HS
32	Wilcox, Chris	DB	6-2	190	Jr.	Fontana, CA / Eleanor Roosevelt HS
33	Magleby, Grayson	DB	6-4	210	Jr.	Provo, UT / Provo HS
34	Burt, Riley	RB	6-1	215	R-Jr.	Mantua, UT / Box Elder HS
35	El-Bakri, Brayden	RB	6-0	240	R-Sr.	Salt Lake City, UT / Brighton HS
35	Sampson, Nate	LB	6-2	236	R-Sr.	Pleasant Grove, UT / Pleasant Grove HS
36	Tompson, Colin	LB	6-3	230	R-So.	Crystal, NM / Navajo Pine HS
37	Whetzel, Austin	DB	5-11	175	R-So.	Lehi, UT / Lehi HS
38	Pau'u, Butch	LB	6-0	225	R-Sr.	Anaheim, CA / Servite HS
41	Pulsipher, Adam	LB	6-1	220	R-Sr.	Temecula, CA / Temecula Valley HS
42	Tapusoa, Johnny	RB	5-10	225	Jr.	Laie, HI / Kahuku HS
43	Griffitts, Kyle	RB	6-3	230	R-So.	Windermere, FL / West Orange HS
43	Lolohea, AJ	LB	6-3	235	R-Fr.	Salt Lake City, UT / West HS
44	Fonua, Kavika	RB	6-0	212	R-Jr.	Syracuse, UT / Syracuse HS
44	Powell, Riggs	LB	6-2	215	R-Sr.	Aptos, CA / Cabrillo College
46	Sandlin, Rhett	LB	6-3	235	R-Sr.	Draper, UT / Alta HS
48	Ieremia, Jeremiah	LB	6-1	250	Fr.	Hurricane, UT / Hurricane HS
49	Tuifua, Langi	DL	6-3	227	So.	South Jordan, UT / Bingham HS
50	Mo'unga, Tevita	DL	6-3	340	R-Jr.	Murrieta, CA / Vista Murrieta HS
51	Unga, Morgan	LB	6-5	220	R-Sr.	Ogden, UT / Bonneville HS

NO.	PLAYER	POS.	HT.	WT.	YR.	HOMETOWN/LAST SCHOOL
52	Pili, Trajan	DL	6-2	247	R-Jr.	Las Vegas, NV / Centennial HS
53	Kaufusi, Isaiah	LB	6-2	215	R-So.	Cottonwood Heights, UT / Brighton HS
54	Taliauli, Merrill	DL	6-2	305	Sr.	Salt Lake City, UT / East HS
55	Fauatea, Lorenzo	DL	6-4	300	R-Fr.	West Valley, Utah / Hunter HS
57	Lui, David	DL	6-4	250	Fr.	Pittsburg, CA / Pittsburg HS
58	Chambers, Austin	OL	6-5	307	R-So.	Shawnee Mission, KS / Shawnee Mission West HS
58	Leiataua, Uriah	DL	6-4	263	R-So.	Compton, CA / Dominguez HS
59	Shoaf, Thomas	OL	6-5	288	R-Jr.	Columbus, IN / Columbus HS
59	Tofa, Alden	DL	6-4	271	R-Fr.	West Jordan, UT / West Jordan HS
60	Langi, Motekiaia	DL	6-7	397	R-Fr.	Matangiake, Tonga / Tonga HS
61	Low, David	DL	6-2	240	Sr.	Philadelphia, PA / Southern Utah
64	Foley, Matt	LS	6-1	205	Sr.	Temecula, CA / Temecula Valley HS
65	Atagi, Ethan	OL	6-5	300	Fr.	Ogden, UT / Bonneville HS
66	Empey, James	OL	6-4	290	R-Fr.	American Fork, UT / American Fork HS
67	Christensen, Brady	OL	6-5	285	R-Fr.	Bountiful, UT / Bountiful HS
69	Hoge, Tristen	OL	6-5	305	R-So.	Pocatello, Idaho / Notre Dame
70	Jimenez, Jacob	OL	6-5	300	R-Jr.	Pflugerville, TX / Pflugerville HS
71	Hoyt, Austin	OL	6-8	305	R-Sr.	Ione, CA / Argonaut HS
72	Pulsipher, Addison	OL	6-5	285	R-Jr.	Temecula, CA / Temecula Valley HS
73	Lapuaho, Ului	OL	6-7	340	R-Sr.	West Valley, UT / Hunter HS
74	Longson, Kieffer	OL	6-7	305	R-So.	San Ramon, CA / Dougherty Valley HS
75	Tei-Kirby, Wayne	DL	6-3	310	R-So.	Pocatello, Idaho / Oregon
76	LaChance, Harris	OL	6-8	295	Fr.	Herriman, UT / Herriman HS
77	Herring, Chandon	OL	6-7	294	R-So.	Gilbert, AZ / Perry HS
80	Heaps, Nate	TE	6-4	239	R-Fr.	American Fork, UT / American Fork HS
83	Lotulelei, Inoke	WR	5-9	190	Jr.	Midvale, UT / Cottonwood HS
84	Pau'u, Neil	WR	6-4	213	So.	Anaheim, CA / Servite HS
88	Nwigwe, JJ	TE	6-5	260	Sr.	Rockwall, TX / Rockwall-Heath HS
89	Bushman, Matt	TE	6-5	240	So.	Tucson, AZ / Sabino HS
90	Kaufusi, Corbin	DL	6-9	280	R-Sr.	Provo, UT / Timpview
91	Tuioti-Mariner, Earl	DL	6-4	270	R-Fr.	Topeka, KS / Washburn HS
92	Kaufusi, Devin	DL	6-7	255	Fr.	Provo, UT / Timpview HS
93	El-Bakri, Bracken	DL	6-3	275	Jr.	Salt Lake City, UT / Brighton HS
94	Tuiloma, Jeddy	DL	6-1	281	So.	Topeka, KS / Butler Community College
95	Tonga, Khyiris	DL	6-4	332	So.	West Valley, Utah / Granger HS
96	Leishman, Tanner	TE	6-6	225	Fr.	Las Vegas, NV / Desert Hills HS
97	Saleapaga, Keanu	DL	6-6	292	R-Fr.	Lakewood, California / La Mirada HS
98	Bruno, Michael	DL	6-5	235	Fr.	Grand Anse, Grenada / Wesley College Secondary
98	Harris, Mitch	LS	6-4	215	Sr.	Gilbert, AZ / Perry HS
99	Dawe, Zac	DL	6-4	270	R-So.	Pleasant Grove, UT / Pleasant Grove HS

\*\*See page 25 for recruiting class and other additions to 2018 roster



#	NAME	POS.	YR
26	Almond, Rhett	P/K	R-Sr.
23	Anderson, Zayne	LB	Sr.
3	Armstrong, Isaiah	DB	Jr.
65	Atagi, Ethan	OL	Fr.
98	Bruno, Michael	DL	Fr.
34	Burt, Riley	RB	R-Jr.
89	Bushman, Matt	TE	So.
22	Canada, Squally	RB	R-Sr.
58	Chambers, Austin	OL	R-So.
67	Christensen, Brady	OL	R-Fr.
17	Conner, Stacy	QB	Fr.
19	Cridle, Matthew	DB	R-Fr.
10	Critchlow, Joe	QB	So.
1	Davis, Akile	WR	R-Jr.
99	Dawe, Zac	DL	R-So.
4	Dye, Trey	WR	R-Sr.
93	El-Bakri, Bracken	DL	Jr.
35	El-Bakri, Brayden	RB	R-Sr.
30	Ellis, Keenan	DB	R-Fr.
66	Empey, James	OL	R-Fr.
55	Fauatea, Lorenzo	DL	R-Fr.
31	Folau, Christian	LB	R-Fr.
64	Foley, Matt	LS	Sr.
44	Fonua, Kavika	RB	R-Jr.
16	Fowler, Gavin	DB	R-Sr.
5	Ghanwoloku, Dayan	DB	R-Jr.
12	Greene, Trevion	DB	Jr.
15	Griffitts, Hayden	QB	So.
43	Griffitts, Kyle	RB	R-So.
2	Hadley, Matthew	LB	R-Sr.
24	Hall, KJ	RB	R-Jr.
98	Harris, Mitch	LS	Sr.
80	Heaps, Nate	TE	R-Fr.
77	Herring, Chandon	OL	R-So.
15	Hifo, Aleva	WR	Jr.
7	Hoge, Beau	QB	R-Jr.
69	Hoge, Tristen	OL	R-So.
71	Hoyt, Austin	OL	R-Sr.
48	Ieremia, Jeremiah	LB	Fr.
25	Jacobson, Tanner	DB	Sr.
70	Jimenez, Jacob	OL	R-Jr.
2	Kafentzis, Austin	DB	R-Jr.
29	Kapisi, Jared	DB	R-So.
32	Katoa, Zachary	RB	R-Fr.
90	Kaufusi, Corbin	DL	R-Sr.
92	Kaufusi, Devin	DL	Fr.
53	Kaufusi, Isaiah	LB	R-So.
76	LaChance, Harris	OL	Fr.
60	Langi, Motekiai	DL	R-Fr.
73	Lapuaho, Ului	OL	R-Sr.
21	Latu, Hirkley	LB	Fr.
17	Laulu-Pututau, Moroni	TE	R-Jr.
11	Lee, Austin	DB	R-Jr.
58	Leiataua, Uriah	DL	R-So.
96	Leishman, Tanner	TE	Fr.
43	Lolohea, AJ	LB	R-Fr.
74	Longson, Kieffer	OL	R-So.
83	Lotulelei, Inoke	WR	Jr.

#	NAME	POS.	YR
61	Low, David	DL	Sr.
57	Lui, David	DL	Fr.
33	Magleby, Grayson	DB	Jr.
12	Mangum, Tanner	QB	Sr.
27	McChesney, Austin	DB	Jr.
83	Mikkelsen, Andrew	K	Sr.
50	Mo'unga, Tevita	DL	R-Jr.
88	Nwigwe, JJ	TE	Sr.
84	Pau'u, Neil	WR	So.
38	Pau'u, Butch	LB	R-Sr.
52	Pili, Trajan	DL	R-Jr.
44	Powell, Riggs	LB	R-Sr.
28	Powell, Sawyer	DB	R-Sr.
41	Pulsipher, Adam	LB	R-Sr.
72	Pulsipher, Addison	OL	R-Jr.
13	Romney, Baylor	QB	Fr.
97	Saleapaga, Keanu	DL	R-Fr.
35	Sampson, Nate	LB	R-Sr.
46	Sandlin, Rhett	LB	R-Sr.
18	Shelton, Michael	DB	R-Sr.
59	Shoaf, Thomas	OL	R-Jr.
21	Shumway, Talon	WR	R-Jr.
13	Simon, Micah	WR	R-Jr.
16	Takitaki, Sione	LB	R-Sr.
54	Taliauli, Merrill	DL	Sr.
42	Tapusoa, Johnny	RB	Jr.
75	Tei-Kirby, Wayne	DL	R-So.
59	Tofa, Alden	DL	R-Fr.
36	Tompson, Colin	LB	R-So.
95	Tonga, Khyiris	DL	So.
49	Tuifua, Langi	DL	So.
94	Tuiloma, Jeddy	DL	So.
91	Tuioti-Mariner, Earl	DL	R-Fr.
51	Unga, Morgan	LB	R-Sr.
1	Warner, Troy	DB	Jr.
37	Whetzel, Austin	DB	R-So.
32	Wilcox, Chris	DB	Jr.
11	Wilson, Zach	QB	Fr.

## PRONUNCIATION GUIDE

Squally Canada	squall-ee
Akile Davis	ah-KEE-lay
Trey Dye	tray die
Brayden/Bracken	
El-Bakri	el-BACK-ree
Keenan Ellis	Kee-nan Ellis
James Empey	Emp-ee
Lorenzo Fauatea	Lo-Ren-zo Fow-uh-tay-uh
Kavika Fonua	ka-VEE-kah fo-NOO-ah
Christian Folau	Fo-LAUW
Dayan Ghanwoloku	Die-an GAH-WOH-lo-koo
Trevion Greene	TRAY-vee-on
Chandon Herring	CHAN-don Hair-ing
Aleva Hifo	Uh-leh-vuh Hee-fo
Beau/Tristen Hoge	Hawj
Jeremiah Ieremia	EER-uh-MEE-uh
Jacob Jimenez	Him-EN-ez
Austin Kafentzis	Kuh-FENT-zis
Jared Kapisi	Kah-pee-see
Zachary Katoa	Kah-TOH-uh
Kaufusi	Kah-FOO-see
Motekiai Langi	Moh-teh-kee-ah-ee
	Long-ee
Ului Lapuaho	oo-L00-ee
	lah-poo-ah-ho
Hirkley Latu	Herk-lee LAW-too
Moroni	
Laulu-Pututau	more-OH-nigh la-oo-loo
	Poo-too-tau
Uriah Leiataua	Ur-eye-uh
	Lay-ah-Ta-00-ah
Tanner Leishman	Leesh-man
AJ Lolohea	Lo-lo-Hay-uh
Inoke Lotulelei	in-oh-keh lo-too-leh-lay
David Lui	L00-ee
Tanner Mangum	Maingum
Tevita Mo'unga	Teh-VEE-tah
	mo-OONG-gah
JJ Nwigwe	No-WIG-wee
Pau'u	Pauw-oo
Trajan Pili	Tray-jun Pee-lee
Keanu Saleapaga	Kee-AH-noo
	Saw-lay-uh-pah-gah
Sione Takitaki	See-OH-nay
	TOCK-ee-TOCK-ee
Merrill Taliauli	tall-ee-Ah-oo-lee
Johnny Tapusoa	Tap-oo-So-ah
Kesni Tausinga	kez-nee tau-Sing-ah
Wayne Tei-Kirby	Tay-Kirby
Alden Tofa	All-den TOH-fah
Khyiris Tonga	Kye-riss Tonga
	(like the country)
Langi Tuifua	Long-ee Too-ee-foo-ah
Jeddy Tuiloma	Too-ee-loh-mah
Earl Tuioti-Mariner	Too-ee-oh-tee Mare-in-er
Morgan Unga	Oong-gah

NAME	POS.	HT.	WT.	HOMETOWN	LAST SCHOOL
Talan Alfrey	DB	6-3	185	Auburn, WA	Auburn Mountainview High School
Campbell Barrington	OL	6-6	280	Spokane, WA	University High School
Stacy Conner*	QB	6-5	185	Wylie, TX	Wylie High School
Brayden Cosper	WR	6-3	195	South Jordan, UT	Bingham High School
Brach Davis	DB	6-1	170	Salt Lake City, UT	Olympus High School
Amone Finau	RB	6-2	205	Kearns, UT	Kearns High School
Isaiah Herron	DB	6-1	175	Las Vegas, NV	Arbor View High School
Dallin Holker	TE	6-5	222	Lehi, UT	Lehi High School
Danny Jones	P	6-4	223	Essendon, Australia	La Trobe University
Harris LaChance*	OL	6-8	300	Herriman, UT	Herriman High School
Tysen Lewis	OL	6-5	270	Ogden, UT	Weber High School
Isaac Matua	LB	6-3	205	Kearns, UT	Kearns High School
Alex Miskela	LB	6-1	220	Los Alamitos, CA	Los Alamitos High School
Malik Moore	DB	6-1	180	San Diego, CA	Point Loma High School
Oliver Nasilai	LB	6-2	245	Jessieville, AR	Jessieville High School
Chinonso Opara	DL	6-8	270	Draper, UT	Juan Diego Catholic High School
Connor Pay	OL	6-6	295	Highland, UT	Lone Peak High School
Gunner Romney	WR	6-3	200	Chandler, AZ	Chandler High School
Jacob Smith	OL	6-6	305	Farmington, MN	Rosemount High School
Viliami Tausinga	LB	6-2	220	Salt Lake City, UT	East High School
Ben Tuipulotu	TE	6-4	200	Fort Mill, SC	Nation Ford High School
Zach Wilson*	QB	6-3	195	Draper, UT	Corner Canyon High School
Dylan Collie^	WR	5-10	175	El Dorado Hills, CA	University of Hawai'i
^graduate transfer					

## RETURNED MISSIONARIES (MIDYEAR)

Jeremiah Ieremia*	LB	6-1	250	Hurricane, UT	Hurricane HS
Devin Kaufusi*	DL	6-7	250	Provo, UT	Timpview HS
Hirkley Latu*	LB	6-3	230	Kahuku, HI	Kahuku HS
David Lui*	DL	6-4	250	Pittsburg, CA	Pittsburg HS

## EXPECTED RETURNED MISSIONARIES (FALL)

Clark Barrington	OL	6-6	275	Spokane Valley, WA	University HS
Sione Finau	RB	5-11	175	Kearns, UT	Kearns HS
J.T. Gentry	OL	6-5	285	Littleton, CO	Columbine HS
Jaren Hall	QB	6-1	195	Spanish Fork, UT	Maple Mountain HS
Drew Jensen	DB	6-2	195	Sandy, UT	Brighton HS
Atunaisa Mahe	DL	6-1	295	West Jordan, UT	West Jordan HS
Darius McFarland	DL	6-3	250	Brigham City, UT	Box Elder HS
Skyler Southam	K	6-0	185	Heber City, UT	Wasatch HS
Max Tooley	DB	6-2	195	Bountiful, UT	Bountiful HS
Hank Tuipulotu	TE	6-3	225	Fort Mill, SC	Nation Ford HS

\* participated in spring football

**26 RHETT ALMOND**

SR • P/K • 6-4 • 200 • VALENCIA, CA • HART HS

**PERSONAL/BEFORE BYU**

- Second of six children
- Also played volleyball in high school
- Wife is Hannah
- Served LDS mission to Long Beach, CA

**2017 (JUNIOR)**

- Kicked in 12 games as BYU's primary placekicker
- Earned letterman honors as a junior
- Made 13 of 19 field goals
- Kicked a career-best 46-yard field goal at Fresno State
- Made 95.65 percent of his PATs (22 of 23)

**2016 (SOPHOMORE)**

- No. 4 at BYU in single-season FG percentage
- Made his first career field goal against Arizona
- Kicked 19-yard game-winner vs. Toledo in 55-53 win
- Made six consecutive field goals over a three-game span (West Virginia, Toledo, Michigan State)
- Career-best 37-yard field goal at Boise State
- Three field goals against both SUU and UMass

**2015 (FRESHMAN)**

- Saw action in 9 games as a holder and punter
- Had one punt for 48 yards against No. 10 UCLA

YEAR	GP	FGM	FGA	PCT	LNG	XPM	XPA	PCT	PTS
2015	9	0	0	N/A	0	0	0	N/A	0
2016	13	17	21	81.0	37	39	40	97.5	90
2017	12	13	19	68.42	46	22	23	95.65	61
<b>TOTALS</b>	<b>34</b>	<b>30</b>	<b>40</b>	<b>75.00</b>	<b>46</b>	<b>61</b>	<b>63</b>	<b>96.83</b>	<b>151</b>

**23 ZAYNE ANDERSON**

SR • LB • 6-2 • 210 • STANSBURY PARK • STANSBURY PARK HS

**PERSONAL/BEFORE BYU**

- Parents are Robert and Angie
- SLTrib and DesNews All-State Second Team
- Totaled 147 tackles, six interceptions and also rushed 59 times for 442 yards and nine touchdowns

**2017 (JUNIOR)**

- Played in 12 games, starting all 12 at safety
- Totaled 61 tackles, including 41 solo stops
- Had two interceptions (Portland State, at UNLV)
- Forced three fumbles and recovered one
- Added two pass breakups
- Had a season-high nine tackles three times

**2016 (SOPHOMORE)**

- Played in all 13 games
- Posted 11 tackles, including six solo, mostly on special teams cover units
- First career fumble recovery at Boise State

**2015 (FRESHMAN)**

- Played in eight games
- Recorded three tackles

YEAR	GP	SOLO	AST	TOT	TFL	SACK	YDS	INT	YDS	TD	FF	FR	YDS	QBH	PBU
2015	8	3	0	3	0/0	0/0	0	0	0	0	0	0	0	0	0
2016	13	6	5	11	0	0	0	0	0	0	0	1	0	0	0
2017	12	41	20	61	0/0	0	0	2	27	0	3	1	0	0	2
<b>TOTALS</b>	<b>33</b>	<b>50</b>	<b>25</b>	<b>75</b>	<b>0/0</b>	<b>0</b>	<b>0</b>	<b>2</b>	<b>27</b>	<b>0</b>	<b>3</b>	<b>2</b>	<b>0</b>	<b>0</b>	<b>2</b>

**3 ISAIAH ARMSTRONG**

R-JR • DB • 6-2 • 195 • REDLANDS, CA • RIVERSIDE CITY

**PERSONAL/BEFORE BYU**

- Parents are Robert Armstrong and Naomi Rodriguez-Cornelius
- Has two brothers and one sister
- His brother Josh played at Sacramento State
- Appeared in eight games at Riverside City
- Had 19 tackles, five PBU, one fumble recovery and three picks

**2017 (REDSHIRT)**

- Member of the scout team

**2016 (SOPHOMORE)**

- Played in six games
- Interception against UMass
- One tackle against West Virginia

**34 RILEY BURT**

R-JR • RB • 6-1 • 215 • MANTUA, UT • BOX ELDER HS

**PERSONAL/BEFORE BYU**

- Parents are Nate and Lisa
- Had 1,109 rushing yards and 11 touchdowns as a senior at Box Elder
- 4A all-state selection by Deseret News
- Ran a 10.95 100-meter in track

**2017 (SOPHOMORE)**

- Played in eight games
- Had 23 carries for 104 yards and one touchdown
- Ran 13 times for 75 yards and a score at Hawaii
- Averaged 4.52 yards per carry
- Also played on special teams

**2016 (REDSHIRT)**

- A member of the scout team
- Scout team player of the week (Poinsettia Bowl)

**2015 (FRESHMAN)**

- Played in eight games
- Had 14 rushes for 86 yards
- Posted a 41-yard run against Cincinnati

YEAR	GP	ATT	YDS	Y/A	LNG	TD	REC	YDS	Y/R	LNG	TD
2015	8	14	86	6.14	41	0	0	0	0	0	0
2017	8	23	104	4.52	21	1	1	3	3.00	3	0
<b>TOTALS</b>	<b>16</b>	<b>37</b>	<b>190</b>	<b>5.14</b>	<b>41</b>	<b>1</b>	<b>1</b>	<b>3</b>	<b>3.00</b>	<b>3</b>	<b>0</b>



LB ZAYNE ANDERSON





## 89 MATT BUSHMAN

SO • TE • 6-5 • 240 • TUCSON, AZ • SABINO HS



### PERSONAL/BEFORE BYU

- Parents are Shannon and Ben
- Brother, Riley, played football at BYU
- Two-time all-state selection
- Honorable mention Semper Fi All-American and Parade All-American
- Led the nation in receiving yards among tight ends as a senior in HS with 1,583 yards and 26 touchdowns

- Was also an all-state baseball player in HS
- Majoring in economics
- Also played baseball at BYU in 2017

### 2017 (FRESHMAN)

- Named Freshman All-American by FWAA, USA Today Sports, 247Sports and Chat Sports
- Played in all 13 games, starting eight
- The most production (receptions and yards) by a BYU tight end since Dennis Pitta in 2009
- No. 3 among freshman receivers in BYU history in receptions and No. 5 in receiving yards
- No. 1 freshman tight end in the FBS with the most receptions and yards
- Caught at least one pass in every game
- Had at least 50 receiving yards in six games

YEAR	GP	REC	YDS	Y/R	LNG	TD
2017	13	49	520	10.61	37	3
<b>TOTALS</b>	<b>13</b>	<b>49</b>	<b>520</b>	<b>10.61</b>	<b>37</b>	<b>3</b>

## 22 SQUALLY CANADA

R-SR • RB • 5-11 • 205 • MILPITAS, CA • WASHINGTON STATE



### PERSONAL/BEFORE BYU

- Parents are Stacy and Byron
- Transfer from Washington State
- Averaged 8.8 yards per carry and had 1,916 yards at Milpitas HS his senior year
- All-San Jose Mercury News First Team
- Ran for 3,367 yards and 37 touchdowns in HS

### 2017 (JUNIOR)

- Played in 11 games, starting three
- BYU's leading rusher with 120 carries, and 710 yards
- Rushed for 213 yards at UNLV – No. 10 among all BYU rushers in a single game

### 2016 (SOPHOMORE)

- Played in all 13 games with two starts
- 74 carries, 315 yards and two touchdowns
- Averaged 4.3 yards per carry
- Rushed 21 times for 88 yards at Boise State
- Had 50 yards on only six carries at Michigan State
- Touchdowns against Toledo and Cincinnati

### 2015 (FRESHMAN)

- Sat out the regular season due to transfer rules
- Played in the Las Vegas Bowl after becoming eligible

YEAR	GP	ATT	YDS	Y/A	LNG	TD	REC	YDS	Y/R	LNG	TD
2015	1	1	1	1.00	1	0	0	0	0	0	0
2016	13	74	315	4.3	21	2	3	7	2.33	5	0
2017	11	120	710	5.92	54	6	3	9	3.00	6	0
<b>TOTALS</b>	<b>25</b>	<b>195</b>	<b>1026</b>	<b>5.26</b>	<b>54</b>	<b>8</b>	<b>6</b>	<b>16</b>	<b>2.67</b>	<b>6</b>	<b>0</b>



TE MATT BUSHMAN

## 58 AUSTIN CHAMBERS

R-SO • OL • 6-5 • 310 • SHAWNEE MISSION, KS • SHAWNEE MISSION WEST



### PERSONAL/BEFORE BYU

- Parents are Keith and Bobbi
- LDS mission to Las Vegas
- All-state, league and metro honoree
- All-Sunflower League selection
- VarsityKansas.com 6A All-State honorable mention
- Helped Shawnee Mission West to the 6A state championship in 2012

### 2017 (FRESHMAN)

- Played in seven games as a reserve guard
- Helped BYU offense run for nearly 200 yards per game over the final three games (197.3)
- Played both right and left guard

### 2016 (REDSHIRT)

- Member of the scout team
- Scout team offensive player of the week (SUU)

## 67 BRADY CHRISTENSEN

R-FR • OL • 6-5 • 285 • BOUNTIFUL, UT • BOUNTIFUL HS



### PERSONAL/BEFORE BYU

- Parents are Shauna and Doug
- Has three siblings
- Majoring in accounting
- LDS mission to Hamilton, New Zealand
- Was an all-state selection in 2015 and an all-region choice as well

### 2017 (REDSHIRT)

- Member of the scout team

## 3 DYLAN COLLIE

R-SR • WR • 5-10 • 175 • EL DORADO HILLS, CA • HAWAII



### PERSONAL/BEFORE BYU

- Parents are Scott and Nicole
- Older brothers Zac and Austin both played WR at BYU, along with father Scott
- Started college career at BYU in 2012 before transferring to Hawai'i
- Returned to BYU as a graduate transfer
- LDS mission to Richmond, Virginia
- Wife is Savannah

### 2015-17 (at HAWAII')

- Posted 118 receptions, 1,300 receiving yards and nine touchdowns in his Warrior career
- Played in every game for three seasons (39 games)
- Led Hawai'i in 2017 with 56 receptions
- Had 636 yards and four touchdowns in 2017

### 2012 (at BYU – REDSHIRT)

- Member of the scout team

**10 JOE CRITCHLOW****SO • QB • 6-4 • 210 • FRANKLIN, TN • FRANKLIN HS****PERSONAL/BEFORE BYU**

- Parents are Sarah and David
- Has one sister and three brothers
- Majoring in finance
- LDS mission to Montreal, Canada (French speaking)
- He set school records for career completions and attempts (415 of 683), passing yards (5,703) and touchdowns (68)
- Received the Admiral William P. Lawrence Awards, which is given to the top high school football scholar-athlete
- Served as secretary in the National Honor Society

**2017 (FRESHMAN)**

- Played in six games, starting the final three
- Became the third true freshman to win his first start (31-21 at UNLV) and the first to do so on the road
- One of six true freshman quarterbacks to start at BYU
- Went 2-1 as a starter (W's over UNLV and Hawaii, L to UMass)

YEAR	GP	EFF	COMP	ATT	YDS	Y/A	PCT	LNG	INT	TD	ATT	YDS	Y/A	LNG	TD
2017	6	109.7	55	101	642	6.36	0.54	40	4	3	15	-49	-3.27	7	0
<b>TOTALS</b>	<b>6</b>	<b>109.7</b>	<b>55</b>	<b>101</b>	<b>642</b>	<b>6.36</b>	<b>0.54</b>	<b>40</b>	<b>4</b>	<b>3</b>	<b>15</b>	<b>-49</b>	<b>-3.27</b>	<b>7</b>	<b>0</b>

**1 AKILE DAVIS****R-JR • WR • 6-2 • 200 • DESOTO, TX • DESOTO HS****PERSONAL/BEFORE BYU**

- Parents are Tammy Gordon and Adar Davis
- Texas All-District 7 5A second-team as a junior
- Led DeSoto to No. 4 ranking in Texas and No. 22 nationally

**2017 (SOPHOMORE)**

- Played in 12 games, mostly on special teams
- Recovered a fumble against Mississippi State

**2016 (REDSHIRT)**

- Member of the scout team
- Scout team offensive player of the week (Utah State)

**2015 (FRESHMAN)**

- Played in four games
- Caught a 9-yard pass against Wagner
- Also played on special teams

**99 ZAC DAWE****R-SO • DL • 6-4 • 275 • PLEASANT GROVE, UT • PLEASANT GROVE HS****PERSONAL/BEFORE BYU**

- Parents are Ian and Marlo
- Older brother, Parker, played offensive line at BYU
- LDS mission to Houston, Texas
- Deseret News, Salt Lake Tribune and USA Today 5A All-State First Team as a senior in 2013
- Two-time All-American heavyweight wrestler
- Earned all-state honors as a senior at both left tackle on offense and nose guard on defense
- Named Wendy's Heisman Award for state of Utah, selected for excellence in athletics, academics and community service
- Recorded 7 sacks, 41 tackles and 32 solo tackles as a senior despite playing more snaps on offense in 2013

**4 TREY DYE****R-SR • WR • 5-9 • 186 • ABILENE, TX • COOPER HS****PERSONAL/BEFORE BYU**

- Parents are James and Carolyn
- Dad was a receiver and returner at BYU
- Texas 5A all-state honorable mention and 5A all-district selection from the Associated Press

**2017 (JUNIOR)**

- Played in seven games, starting one
- Had 113 yards of total offense, including nine receptions for 77 yards and one touchdown

**2016 (REDSHIRT)**

- A member of the scout team
- Scout offensive player of the week (Michigan State)

**2015 (SOPHOMORE)**

- Played in 12 games
- Recorded a season-long kickoff of 46 yards at SJSU
- Had four receptions for 67 yards
- Recovered a blocked punt against East Carolina

**2014 (FRESHMAN)**

- Played in six games and had three receptions

YEAR	GP	REC	YDS	Y/R	LNG	TD
2014	6	3	8	2.67	4	0
2015	12	4	67	16.75	47	0
2017	7	9	77	8.56	18	1
<b>TOTALS</b>	<b>25</b>	<b>16</b>	<b>152</b>	<b>9.50</b>	<b>47</b>	<b>1</b>

**93 BRACKEN EL-BAKRI****JR • DL • 6-3 • 275 • SALT LAKE CITY, UT • BRIGHTON HS****PERSONAL/BEFORE BYU**

- LDS mission to Dallas Texas
- Younger brother of current fullback, Brayden El-Bakri

**2017 (SOPHOMORE)**

- Played in seven games at fullback and on special teams

**2014 (FRESHMAN)**

- A member of the scout team

**35 BRAYDEN EL-BAKRI****R-SR • RB • 6-0 • 240 • SALT LAKE CITY, UT • BRIGHTON HS****PERSONAL/BEFORE BYU**

- LDS mission to Montevideo, Uruguay
- Wife is EsDee
- Deseret News 5A all-state second team as a defensive back as a junior and linebacker as a senior

**2017 (JUNIOR)**

- Played in all 13 games, starting seven at fullback
- Caught a 26-yard touchdown pass against Utah State
- Career-best 23 yards rushing against Fresno State

**2016 (SOPHOMORE)**

- Played in 12 games at fullback
- Scored first career TD vs. Arizona in season opener
- Career-best 69 yards receiving vs. SUU

**2015 (FRESHMAN)**

- Played in four games

**2012 (REDSHIRT)**

- Member of the scout team

YEAR	GP	ATT	YDS	Y/A	LNG	TD	REC	YDS	Y/R	LNG	TD
2015	4	0	0	0	0	0	0	0	0	0	0
2016	12	2	2	1.00	1	1	5	88	17.60	27	0
2017	13	17	67	3.94	15	1	9	80	8.89	26	1
<b>TOTALS</b>	<b>29</b>	<b>19</b>	<b>69</b>	<b>3.63</b>	<b>15</b>	<b>2</b>	<b>14</b>	<b>168</b>	<b>12.00</b>	<b>27</b>	<b>1</b>



## 30 KEENAN ELLIS

R-FR • DB • 6-0 • 175 • SAN DIEGO, CA • BONITA VISTA HS



### PERSONAL/BEFORE BYU

- Parents are Saadia and Keenan
- Majoring in computer science
- Helped Bonita Vista to a CIF Championship and runner-up to the state championship
- Was an all-league performer
- Posted 972 receiving yards as a senior to go along with nine touchdowns

### 2017 (REDSHIRT)

- A member of the scout team

## 66 JAMES EMPEY

R-FR • OL • 6-4 • 295 • AMERICAN FORK, UT • AMERICAN FORK HS



### PERSONAL/BEFORE BYU

- Parents are Stephanie and Mike Empey
- Mike also played OL and coached at BYU
- Served LDS mission to Lisbon, Portugal
- Deseret News and Salt Lake Tribune 5A all-state
- On defense, totaled 62 tackles and 3.5 sacks in 2014

### 2017 (REDSHIRT)

- A member of the scout team

## 55 LORENZO FAUATEA

R-FR • DL • 6-4 • 300 • WEST VALLEY, UT • HUNTER HS



### PERSONAL/BEFORE BYU

- Parents are Matthew and Kika
- Named Region MVP at Hunter HS
- 5A first-team all-state selection

### 2017 (MEDICAL REDSHIRT)

- Played in three games before injury
- Posted four total tackles

## 31 CHRISTIAN FOLAU

R-FR • LB • 6-1 • 237 • SALT LAKE CITY, UT • EAST HS



### PERSONAL/BEFORE BYU

- Parents are Melsihna and Oulono
- Has three sisters
- LDS mission to San Jose, California
- 2015 Semper Fi All-American
- Two-time 4A all-state selection
- Also served as student body president

### 2017 (REDSHIRT)

- A member of the scout team

## 64 MATT FOLEY

SR • LS • 6-1 • 210 • TEMECULA, CA • TEMECULA VALLEY HS



### PERSONAL/BEFORE BYU

- Parents are Ken and Suzanne
- A three-year starter at Temecula Valley HS
- Three-time NCS camp champion
- Lettered twice in wrestling and one in track and field

### 2017 (JUNIOR)

- Played in four games
- Snapped for punts, field goals and PATs

### 2016 (SOPHOMORE)

- Played in all 13 games as primary long snapper
- Had one tackle on special teams

### 2015 (FRESHMAN)

- Played in all 13 games as primary long snapper

## 44 KAVIKA FONUA

R-JR • RB • 6-0 • 215 • SYRACUSE, UT • SYRACUSE HS



### PERSONAL/BEFORE BYU

- Parents are Dean and Stacy
- LDS mission to Vancouver, Canada
- Two-time Deseret News 5A All-State First Team
- 2012 SL Tribune All-State First Team

### 2017 (REDSHIRT)

- Played in four games, starting one before season-ending injury
- Rushed for 87 yards

### 2016 (SOPHOMORE)

- Played in all 13 games
- Played linebacker and on special teams
- Totaled 24 tackles

### 2014 (FRESHMAN)

- Played in 11 games
- Made 14 tackles, including one TFL

## 16 GAVIN FOWLER

R-SR • DB/H • 6-0 • 195 • KAYSVILLE, UT • DAVIS HS



### PERSONAL/BEFORE BYU

- Parents are Blaine and Brenda
- Grandfather, father, brothers played football at BYU
- Played quarterback in HS for three years
- Named to all-region team
- Also lettered in track and field

### 2017 (JUNIOR)

- Played in 12 games as BYU's primary holder

### 2016 (MEDICAL REDSHIRT)

- Injured in fall camp

### 2015 (SOPHOMORE)

- Member of the scout team

### 2014 (FRESHMAN)

- Member of the scout team
- 2011 (REDSHIRT)
- Member of the scout team

## 5 DAYAN GHANWOLOKU

R-JR • DB • 5-11 • 190 • LAYTON, UT • NORTHBRIDGE HS



### PERSONAL/BEFORE BYU

- Parents are Robert and Jenny
- Born in Liberia
- Deseret News 5A All-State First Team
- Region 1 All-Region 1 Co-Offensive MVP

### 2017 (SOPHOMORE)

- Started all 13 games at corner
- Totaled 58 tackles and 37 solo stops
- Had two INTs and 105 return yards

### 2016 (FRESHMAN)

- Played in all 13 games, starting eight
- No. 14 nationally with 113 INT return yards
- Had three picks on the season, including a 50-yard interception return for a TD at Boise State
- Posted 48 tackles, including 33 solo stops
- Also had four breakups and 2.0 tackles for loss

### 2015 (REDSHIRT)

- A member of the scout team

YEAR	GP	SOLO	AST	TOT	TFL	SACK	YDS	INT	YDS	TD	FF	FR	YDS	QBH	PBU
2016	13	33	15	48	2/5	0.0	0	3	113	1	1	0	1	4	
2017	13	37	21	58	1/1	0	0	2	105	0	0	0	0	6	
TOTALS	26	70	36	106	3/6	0	0	5	218	1	1	0	1	10	

**12 TREVION GREENE**

JR • DB • 6-3 • 190 • EAST PALO ALTO, CA • CHABOT COLLEGE

**PERSONAL/BEFORE BYU**

- Parents are Dniefia Butler and Lonnell Greene
- Played HS ball with Squally Canada
- Also ran track at Chabot College

**2017 (SOPHOMORE)**

- Played in 10 games
- Had nine total tackles, including eight solo stops

**43 KYLE GRIFFITTS**

R-SO • FB • 6-3 • 240 • WINDERMERE, FL • WEST ORANGE HS

**PERSONAL/BEFORE BYU**

- Parents are Erin and Bob
- LDS mission to Comodoro Rivadavia, Argentina

**2017 (FRESHMAN)**

- Played in eight games, mostly on special teams

**2016 (REDSHIRT)**

- A member of the scout team

**2 MATT HADLEY**

R-SR • LB • 6-0 • 215 • CONNELL, WA • CONNELL HS

**PERSONAL/BEFORE BYU**

- Parents are Alan and Kathryn
- Brother is former BYU LB Spencer Hadley
- Wife is Chloe
- LDS mission to Salvador, Brazil
- Finished HS career with 6,881 rushing yards and a state record 746 points

**2017 (MEDICAL REDSHIRT)**

- Played in five games before season-ending injury

**2016 (JUNIOR)**

- Played in all 13 games at defensive back, special teams cover units and returned kicks
- Posted 25 tackles
- Had seven kick returns for 195 yards, leading the team with 27.9 yards per kick return

**2015 (SOPHOMORE)**

- Played in 11 games, starting two
- Totaled 17 tackles, two TFL and two pass breakups

**2012 (FRESHMAN)**

- Played in seven games
- Had seven tackles, including 0.5 for a loss

YEAR	GP	SOLO	AST	TOT	TFL	SACK	YDS	INT	YDS	TD	FF	FR	YDS	QBH	PBU
2012	7	5	2	7	0.5/2	0.0	0	0	0	0	0	0	0	0	0
2015	11	9	8	17	2/2	0.0	0	0	0	0	0	0	0	0	2
2016	13	15	10	25	0	0.0	0	0	0	0	0	0	0	0	0
2017	5	13	10	23	1.5/4	0	0	0	0	0	0	0	0	0	0
<b>TOTALS</b>	<b>36</b>	<b>42</b>	<b>30</b>	<b>72</b>	<b>4.0/8</b>	<b>0.0</b>	<b>0</b>	<b>0</b>	<b>0</b>	<b>0</b>	<b>0</b>	<b>0</b>	<b>0</b>	<b>0</b>	<b>2</b>



LB MATT HADLEY

**24 KJ HALL**

R-JR • RB • 5-9 • 182 • SPANISH FORK, UT • MAPLE MOUNTAIN HS

**PERSONAL/BEFORE BYU**

- Parents are Kalin and Hollie
- Father, Kalin, played football at BYU
- Wife's name is Kinsley
- LDS mission to Mexico City, Mexico

**2017 (SOPHOMORE)**

- Played in five games, starting one
- Had 30 carries for 206 yards and one touchdown
- Posted a 75-yard run against SJSU
- Added 10 receptions for 111 yards

**2016 (FRESHMAN)**

- Played in six games
- Posted 184 rushing yards, two touchdowns and 78 receiving yards
- 101 rushing yards vs. UMass
- 127 all-purpose yards vs. Southern Utah

**2015 (REDSHIRT)**

- Member of the scout team

YEAR	GP	ATT	YDS	Y/A	LNG	TD	REC	YDS	Y/R	LNG	TD
2015	0	0	0	0	0	0	0	0	0	0	0
2016	6	35	184	5.3	22	2	5	78	15.6	32	0
2017	5	30	206	6.87	75	1	10	111	11.10	26	0
<b>TOTALS</b>	<b>11</b>	<b>65</b>	<b>390</b>	<b>6.00</b>	<b>75</b>	<b>3</b>	<b>15</b>	<b>189</b>	<b>12.60</b>	<b>32</b>	<b>0</b>

**98 MITCH HARRIS**

SR • LS • 6-4 • 218 • GILBERT, AZ • PERRY HS

**PERSONAL/BEFORE BYU**

- Parents are Bret and Candance
- LDS mission to Guatemala City, Guatemala
- Lettered for two years at Perry HS
- Team captain
- Also played volleyball

**2017 (JUNIOR)**

- Played in 11 games as the primary long snapper

**2016 (SOPHOMORE)**

- Played against Southern Utah
- Backup long snapper

**2015 (FRESHMAN)**

- Joined team in spring

**80 NATE HEAPS**

R-FR • TE • 6-4 • 239 • AMERICAN FORK, UT • AMERICAN FORK HS

**PERSONAL/BEFORE BYU**

- Parents are Shirley and Joe
- Has two brothers
- Majoring in business
- LDS mission to Santiago, Chile
- A three-time all-region selection and all-state honoree as a senior

**2017 (REDSHIRT)**

- A member of the scout team



## 77 CHANDON HERRING

R-SO • OL • 6-7 • 295 • GILBERT, AZ • PERRY HS



### PERSONAL/BEFORE BYU

- Parents are Mike and Kimberly
- LDS mission to Washington, DC
- Played both offense and defense in HS
- Totaled 30 tackles and played offensive tackle
- Also was a track and field thrower

### 2017 (FRESHMAN)

- Played in 12 games, mostly on special teams

### 2016 (REDSHIRT)

- Member of the scout team
- Scout offensive player of the week (Southern Utah)

## 15 ALEVA HIFO

JR • WR • 5-10 • 188 • MENIFEE, CA • HERITAGE HS



### PERSONAL/BEFORE BYU

- Parents are Lesieli and Petelo
- Cousin of BYU defensive end Sione Takitaki
- Helped Heritage to CIF Central Division championship
- Had 488 rushing yards, 548 receiving yards and 18 total touchdowns as a senior
- Also played baseball

### 2017 (SOPHOMORE)

- Played in all 13 games, starting three
- Second on the team with 37 receptions, 437 yards and two touchdowns
- Had a career-best 148 receiving yards at ECU

### 2016 (FRESHMAN)

- Played in all 13 games with two starts in the slot
- Posted 440 yards on 21 kick returns
- Averaged 21.0 yards per kick return
- Had 162 all-purpose yards against Toledo
- Season-best 50-yard return against West Virginia
- Had 11 receptions for 58 yards

YEAR	GP	REC	YDS	Y/R	LNG	TD	KR	YDS	AVG	LNG	TD
2016	13	11	58	5.3	13	0	21	440	21.0	50	0
2017	13	37	437	11.81	46	2	1	23	23.00	23	0
<b>TOTALS</b>	<b>26</b>	<b>48</b>	<b>495</b>	<b>10.31</b>	<b>46</b>	<b>2</b>	<b>22</b>	<b>463</b>	<b>21.05</b>	<b>50</b>	<b>0</b>

## 7 BEAU HOGE

JR • QB • 6-1 • 225 • FORT THOMAS, KY • HIGHLANDS HS



### PERSONAL/BEFORE BYU

- Father, Merrill, is a former NFL running back and current analyst for ESPN
- Led Highlands to 13-2 record and 4A state championship while being named MVP
- Passed for 3,459 yards, 35 touchdowns and rushed for 865 yards and 26 touchdowns

### 2017 (SOPHOMORE)

- Played in three games, starting two
- Started against Wisconsin and Utah State
- Had 257 passing yards and two scores

### 2016 (REDSHIRT)

- Split scout team quarterback duties
- Scout offensive player of the week (Toledo, MS)

### 2015 (FRESHMAN)

- Played in three games
- Completed 10 of 17 passes for 137 yards and one TD
- Rushed 16 times for 49 yards and two TD

YEAR	GP	EFF	COMP	ATT	YDS	Y/A	PCT	LNG	INT	TD	ATT	YDS	Y/A	LNG	TD
2015	3	134.16	10	17	137		0.59	47	1	1	16	49	3.06	16	2
2017	3	105.61	19	39	257		0.49	50	3	2	12	26	2.17	10	0
<b>TOTALS</b>	<b>6</b>	<b>114.28</b>	<b>29</b>	<b>56</b>	<b>394</b>	<b>7.04</b>	<b>0.52</b>	<b>50</b>	<b>4</b>	<b>3</b>	<b>28</b>	<b>75</b>	<b>2.68</b>	<b>16</b>	<b>2</b>

## 69 TRISTEN HOGE

R-SO • OL • 6-5 • 305 • POCATELLO, ID • NOTRE DAME



### PERSONAL/BEFORE BYU

- Parents are Cindy and Marty
- Cousin of Beau Hoge, nephew of Merrill Hoge
- Transferred from Notre Dame
- Prepped at Highland High School
- Parade All-American, All-USA Today team

### 2017 (REDSHIRT)

- A member of the scout team

### 2016 (FRESHMAN - UND)

- Played in six games for Fighting Irish

## 71 AUSTIN HOYT

SR • OL • 6-8 • 305 • IONE, CA • ARGONAUT HS



### PERSONAL/BEFORE BYU

- Parents are Seth and Cathryn
- Wife's name is Kristine
- Earned Eagle Scout award
- LDS mission to Denver, Colorado
- Named 2011 league MVP in HS
- Also an all-league performer in basketball
- Student body president as a senior

### 2017 (JUNIOR)

- Started all 13 games at right tackle
- Helped BYU offense run for nearly 200 yards per game over final three contests

### 2016 (SOPHOMORE)

- Played in all 13 games, starting two
- Helped BYU to season-best 338 rushing yards vs. Toledo
- Blocked for ground game averaging over 200 rushing yards per contest

### 2015 (FRESHMAN)

- Played in nine games, starting two

### 2012 (REDSHIRT)

- A member of the scout team

## 25 TANNER JACOBSON

SR • DB • 5-10 • 185 • SOUTHLAKE, TX • TEXAS TECH



### PERSONAL/BEFORE BYU

- Parents are Evan and Hally
- Brother of former BYU wideout McKay Jacobson
- LDS mission to Cochabamba, Bolivia
- Transfer from Texas Tech
- Named District 4-5A Defensive MVP in HS

### 2017 (JUNIOR)

- Played in all 13 games
- Had 28 tackles
- Returned kicks and punts
- Started two games (Portland State and Utah)

### 2016 (SOPHOMORE)

- Played in all 13 games
- Had eight tackles
- Pass breakup vs. West Virginia

### 2013 (FRESHMAN - TEXAS TECH)

- Played in all 13 games with four starts
- Posted 47 tackles, two forced fumbles, one fumble recovery, one pass breakup and one TFL
- Named to the ESPN Big 12 All-Bowl Team





**70 JACOB JIMENEZ**

R-JR • OL • 6-5 • 300 • PFLUGERVILLE, TX • PFLUGERVILLE

**PERSONAL/BEFORE BYU**

- Parents are Laura and Joe
- 2013 All-District 16-5A Second Team
- All-district for three years
- Was also the team's long snapper

**2017 (REDSHIRT)**

- Missed season due to injury

**2016 (SOPHOMORE)**

- Played in three games
- Helped BYU offense vs. SUU, UMass and Utah State
- Also played on special teams

**2015 (FRESHMAN)**

- Played in three games

**2 AUSTIN KAFENTZIS**

R-JR • DB • 6-1 • 195 • SANDY, UT • ARIZONA WESTERN

**PERSONAL/BEFORE BYU**

- Parents are Juliene and Kyle
- Started collegiate career at Wisconsin and Nevada before transferring to Arizona Western
- Two-time Gatorade Player of the Year
- Finished HS career with 13 state records, including passing yards (13,079), rushing yards (6,942) and touchdowns (115)
- A four-time all-state selection

**2017 (SOPHOMORE)**

- Played in 10 games as a running back and wildcat quarterback
- Rushed for 227 yards on 41 carries with one TD

**29 JARED KAPISI**

R-SO • DB • 6-0 • 190 • PUKALANI, HI • MAUI HS

**PERSONAL/BEFORE BYU**

- Parents are Miki and Joe Kapisi
- LDS mission to Scottsdale, Arizona
- All-league first team (WR) 2012 and 2013
- Also lettered in soccer and track and field

**2017 (FRESHMAN)**

- A member of the scout team

**2014 (REDSHIRT)**

- A member of the scout team

**53 ZACH KATOA**

R-FR • RB • 6-1 • 210 • AMERICAN FORK, UT • AMERICAN FORK HS

**PERSONAL/BEFORE BYU**

- Parents are Angie and Sam
- LDS mission to Independence, Missouri
- A 2014 all-state selection
- Named Region 4 MVP
- Helped American Fork to the state title game in 2014

**2017 (REDSHIRT)**

- A member of the scout team



DL CORBIN KAUFUSI

**90 CORBIN KAUFUSI**

SR • DL • 6-9 • 285 • PROVO, UT • TIMPVIEW HS

**PERSONAL/BEFORE BYU**

- Parents are Steve and Michelle
- Father, Steve, coached at BYU for 16 years
- Older brother Bronson Kaufusi played for BYU and currently plays for Baltimore Ravens
- Younger brother, Devin, also plays for BYU
- Cousin of current BYU linebacker, Isaiah Kaufusi
- Played three years of basketball at BYU, averaging 3.8 points and 3.6 rebounds in 14.2 minutes
- Earned Eagle Scout Award
- LDS mission to Korea

**2017 (JUNIOR)**

- Started all 13 games at defensive end
- Finished third on the team with 67 tackles
- Led the team with 6.0 sacks
- Had 7.5 tackles for loss, two fumbles and blocked one kick

**2016 (SOPHOMORE)**

- Played in all 13 games, starting five
- Had 31 total tackles
- Posted 2.5 sacks
- Blocked two kicks to lead the team
- Caught a fourth-down conversion on fake field goal at Utah

YEAR	GP	SOLO	AST	TOT	TFL	SACK	YDS	INT	YDS	TD	FF	FR	YDS	QBH	PBU	BLK
2016	13	18	13	31	2.5/17	2.5	17	0	0	0	0	0	2	1	2	
2017	13	36	31	67	7.5/47	6	42	0	0	2	0	0	1	1	1	
TOTALS	26	54	44	98	10/64	8.5	59	0	0	2	0	0	3	2	3	

**53 ISAIAH KAUFUSI**

R-SO • LB • 6-2 • 215 • COTTONWOOD HEIGHTS, UT • BRIGHTON HS

**PERSONAL/BEFORE BYU**

- Parents are Jeff and Brooke
- Wife is Breanna
- Has six uncles and 11 cousins who have played or are currently playing college football
- LDS mission to Nuku'alofa, Tonga
- Des News and SL Tribune All-State First Team

**2017 (FRESHMAN)**

- Played in 11 games
- Made 11 tackles
- Had six against Mississippi State

**2016 (REDSHIRT)**

- A member of the scout team

## 60 MOTEKIAI LANGI

R-FR • DL • 6-7 • 397 • MATANGIAKE, TONGA • LIAHONA HS



### PERSONAL/BEFORE BYU

- Parents are Mele and Tevita
- LDS mission to Phoenix, Arizona
- Has a background in rugby
- Cousin of former BYU linebacker and New England Patriot, Harvey Langi

### 2017 (MEDICAL REDSHIRT)

- Played in first four games before season-ending injury
- Played on field goal and PAT protection units

## 73 ULUI LAPUAHO

R-SR • OL • 6-7 • 340 • WEST VALLEY, UT • HUNTER HS



### PERSONAL/BEFORE BYU

- Father Robert played football for BYU in 1985
- Brother Al played football for Utah State (2011-12)
- Wife's name is Janae
- LDS mission to Sydney, Australia
- Has eight brothers and three sisters

### 2017 (JUNIOR)

- Missed season due to injury

### 2016 (MEDICAL REDSHIRT)

- Played in two games before season-ending injury
- Named to Outland Trophy Watch List

### 2015 (SOPHOMORE)

- Played in 10 games, starting 10
- Helped BYU offense to best passing season since 2008

### 2014 (FRESHMAN)

- Played in 11 games, starting eight
- Part of offensive unit that averaged 182 yards rushing and 279 yards passing, en route to 37.1 points per game

## 17 MORONI LAULU-PUTUTAU

R-JR • TE • 6-4 • 240 • HYRUM, UT • MOUNTAIN CREST HS



### PERSONAL/BEFORE BYU

- Parents are Saumalae and Ofisi
- Wife is Kiralyn
- LDS mission to Antofagasta, Chile
- Moved from WR to TE in spring 2017
- Deseret News 4A All-State Second Team
- Also a three-year starter in basketball
- All-Valley Player of the Year in hoops

### 2017 (REDSHIRT)

- Injured in fall camp and missed season

### 2016 (SOPHOMORE)

- Played in all 13 games, starting five
- Posted 27 receptions, 277 yards and two TD
- Multiple receptions in seven games
- Career best six receptions against UCLA

### 2015 (FRESHMAN)

- Played in 11 games
- Had six receptions for 112 yards and one touchdown

YEAR	GP	REC	YDS	Y/R	LNG	TD
2015	11	6	112	18.7	54	1
2016	13	27	277	10.3	19	2
<b>TOTALS</b>	<b>24</b>	<b>33</b>	<b>389</b>	<b>11.8</b>	<b>54</b>	<b>3</b>

## 11 AUSTIN LEE

R-JR • DB • 6-0 • 202 • DRAPER, UT • SALT LAKE CC



### PERSONAL/BEFORE BYU

- Parents are Jan and Douglas
- Has three siblings
- Wife's name is Kortnie and they have one son
- Played freshman season at the University of Utah
- Contributed in seven games at Utah, totaling four tackles on special teams
- Two-time first-team All-State selection

### 2017 (SOPHOMORE)

- Played in eight game, starting one
- Totaled 15 tackles
- Recovered a fumble against San Jose State

## 58 URIAH LEIATAUA

R-SO • DL • 6-4 • 265 • COMPTON, CA • DOMINGUEZ HS



### PERSONAL/BEFORE BYU

- Parents are Siu and Vaosa
- Two cousins played football at UCLA
- LDS mission to Apia, Samoa
- All-CIF Defense First Team
- San Gabriel Valley League MVP
- Recorded 24 sacks over final two seasons
- Top three GPA in high school class

### 2017 (FRESHMAN)

- Played in seven games
- Contributed five tackles

### 2016 (REDSHIRT)

- A member of the scout team
- Scout team defensive player of the week (UCLA, Toledo, Michigan State)

## 43 AJ LOLOHEA

R-FR • LB • 6-3 • 235 • GLENDALE, UT • WEST HS



### PERSONAL/BEFORE BYU

- Parents are Anna and Al Halani Lolohea
- Has one brother and five sisters
- LDS mission to Nukualofa, Tonga
- Named to the honor roll in 2012, 2013 and 2014
- Played both DL and LB, even some QB
- Also played rugby and tennis

### 2017 (REDSHIRT)

- A member of the scout team

## 74 KIEFFER LONGSON

R-SO • OL • 6-7 • 310 • SAN RAMON, CA • DOUGHERTY VALLEY HS



### PERSONAL/BEFORE BYU

- Parents are Kim and Thad
- Wife's name is Macayla
- LDS mission to Toronto, Canada
- All-East Bay selection by Contra Costa Times
- Rated 4-star prospect by Scout.com

### 2017 (FRESHMAN)

- Played in three games

### 2016 (REDSHIRT)

- A member of the scout team
- Offensive scout team player of the week (Boise State)

**83 INOKE LOTULELEI****R-SO • WR • 5-9 • 185 • MIDVALE, UT • COTTONWOOD HS****PERSONAL/BEFORE BYU**

- Parents are Tevita and Kay
- Cousin of NFL defensive tackle, Star Lotulelei
- LDS mission to Ciudad Juarez, Mexico
- Two-time DNews and SL Tribune 5A All-State
- Had 74 receptions, 1,184 yards and 15 touchdowns as a junior
- Posted 73 receptions and 1,112 yards as a senior

**2017 (FRESHMAN)**

- A member of the scout team

**2016 (REDSHIRT)**

- A member of the scout team

**61 DAVID LOW****R-SR • DL • 6-2 • 240 • PHILADELPHIA, PA • SOUTHERN UTAH****PERSONAL/BEFORE BYU**

- Parents are Melanie and Martin
- Wife's name is Allison
- LDS mission to San Diego, California
- Transferred from Southern Utah

**2017 (JUNIOR)**

- A member of the scout team

**2016 (REDSHIRT)**

- A member of the scout team

**12 TANNER MANGUM****SR • QB • 6-3 • 215 • EAGLE, ID • EAGLE HS****PERSONAL/BEFORE BYU**

- Parents are Michael and Karen
- Brothers both played football, Parker at BYU and Madison at Idaho State
- LDS mission to Antofagasta, Chile
- Co-MVP of Elite 11 Camp and MVP of the Under Armour All-America Game
- 5A Southern Idaho Conference Player of the Year

**2017 (JUNIOR)**

- Started eight games
- Completed 147 of 257 passes
- Missed five games due to injury

**2016 (SOPHOMORE)**

- Played in five games, starting in the Poinsettia Bowl
- Named to the Davey O'Brien and Walter Camp Award watch lists
- Connected on 22 of 33 passes for 241 yards and three touchdowns on the year
- Also ran for 22 yards and one score

**2015 (FRESHMAN)**

- Played in all 13 games, starting 12
- Named National Freshman of the Year by the Touchdown Club of Columbus
- Set BYU freshman records with 3,377 yards and 23 touchdowns
- Had five 300-yard games
- Helped BYU to most passing yards in a season since 2008

YEAR	GP	EFF	COMP	ATT	YDS	Y/A	PCT	LNG	INT	TD	ATT	YDS	Y/A	LNG	TD
2015	13	136.00	267	446	3377	7.6	59.9	84	10	23	63	-96	-1.5	11	2
2016	5	151.95	22	33	241	7.3	66.7	39	1	3	9	22	2.4	35	1
2017	8	110.80	147	257	1540	5.9	0.57	46	9	8	34	-2	-0.06	13	0
<b>TOTALS</b>	<b>26</b>	<b>127.92</b>	<b>436</b>	<b>736</b>	<b>5158</b>	<b>7.01</b>	<b>0.59</b>	<b>84</b>	<b>20</b>	<b>34</b>	<b>72</b>	<b>-74</b>	<b>-1.0</b>	<b>35</b>	<b>3</b>

**27 AUSTIN McCHESNEY****JR • DB • 6-1 • 180 • HIGHLAND, UT • LONE PEAK HS****PERSONAL/BEFORE BYU**

- Parents are Todd and Meisha
- Wife's name is Hannah
- Earned Eagle Scout award
- LDS mission to San Diego, California
- An all-region selection

**2017 (SOPHOMORE)**

- Missed season due to injury

**2016 (FRESHMAN)**

- Played in nine games
- Posted seven tackles and one interception
- Returned interception 37 yards at Cincinnati

YEAR	GP	SOLO	AST	TOT	TFL	SACK	YDS	INT	YDS	TD	FF	FR	YDS	QBH	PBU
2016	9	6	1	7	0/0	0	0	1	37	0	0	0	0	0	0
<b>TOTALS</b>	<b>9</b>	<b>6</b>	<b>1</b>	<b>7</b>	<b>0/0</b>	<b>0</b>	<b>0</b>	<b>1</b>	<b>37</b>	<b>0</b>	<b>0</b>	<b>0</b>	<b>0</b>	<b>0</b>	<b>0</b>

**83 ANDREW MIKKELSEN****R-SR • K • 6-0 • 200 • CANBY, OR • OREGON STATE****PERSONAL/BEFORE BYU**

- Parents are Craig and Linnell
- Wife's name is Ashleah
- LDS mission to Apia, Samoa
- Walked on at Oregon State in 2012

**2017 (JUNIOR)**

- Played in 12 games
- Had 31 kickoffs for 1,940 yards
- Hit a 35-yard field goal at Hawaii

**2016 (SOPHOMORE)**

- Played in eight games
- 12 kickoffs for 715 yards
- Kicked first career PATs vs. Mississippi State

**2014 (FRESHMAN)**

- Played in 11 games
- Kicked off 72 times for 4,255 yards, averaging 59.1 yards per kickoff

YEAR	GP	NO	YDS	AVG	TB	OB
2014	11	72	4255	59.1	17	3
2016	8	12	715	59.6	0	1
2017	12	31	1940	62.58	10	1
<b>TOTALS</b>	<b>31</b>	<b>115</b>	<b>6910</b>	<b>60.09</b>	<b>27</b>	<b>5</b>

**50 TEVITA MO'UNGA****R-JR • DL • 6-3 • 335 • MURRIETA, CA • VISTA MURRIETA HS****PERSONAL/BEFORE BYU**

- Parents are Peni and Melaia
- First-team all-league and defensive MVP
- In two varsity seasons totaled 104 tackles, 17 quarterback hurries, 11.5 tackles for loss, three forced fumbles, 2.5 sacks and one fumble recovery

**2017 (MEDICAL REDSHIRT)**

- Played in three games, starting two before injury

**2016 (SOPHOMORE)**

- Played in all 13 games
- Posted 14 tackles

**2015 (FRESHMAN)**

- Played in seven games
- Posted five tackles

YEAR	GP	SOLO	AST	TOT	TFL	SACK	YDS	INT	YDS	TD	FF	FR	YDS	QBH	PBU
2015	7	2	3	5	0	0	0	0	0	0	0	0	0	0	0
2016	13	6	8	14	0	0	0	0	0	0	0	0	0	0	0
2017	3	3	4	7	0.5/1	0	0	0	0	0	0	0	0	0	0
<b>TOTALS</b>	<b>23</b>	<b>11</b>	<b>15</b>	<b>26</b>	<b>1/1</b>	<b>0</b>	<b>0</b>	<b>0</b>	<b>0</b>	<b>0</b>	<b>0</b>	<b>0</b>	<b>0</b>	<b>0</b>	<b>0</b>

## 88 JJ NWIGWE

SR • TE • 6-5 • 260 • ROCKWALL, TX • ROCKWALL-HEATH HS



### PERSONAL/BEFORE BYU

- Son of Vaniecy
- District 12-5A First Team Offense All-District
- Helped Rockwall to 10-3 record, 6-1 in district
- Switched to tight end in 2017

### 2017 (JUNIOR)

- Played in 13 games, starting four
- Used primarily as a blocking tight end
- Had one reception for 12 yards against SJSU

### 2016 (SOPHOMORE)

- Played in 12 games
- Part of field goal and punt protection units
- Helped BYU special teams rank No. 6 in opponent punt return average (2.53)

### 2015 (FRESHMAN)

- Played in three games

## 38 BUTCH PAU'U

R-SR • LB • 6-0 • 225 • SANTA ANA, CA • SERVITE HS



### PERSONAL/BEFORE BYU

- Parents are Tupou and Uepi
- Has five siblings
- LDS mission to Tegucigalpa, Honduras
- Was a team captain at Servite HS
- Elected as defensive MVP in HS and first-team all-state selection

### 2017 (JUNIOR)

- Played in 11 games, starting 10
- Finished third on the team with 74 tackles
- Had 3.0 TFL

### 2016 (SOPHOMORE)

- Played in 10 games, starting eight
- Second on the team with 83 tackles
- Had 7.0 tackles for loss and 1.5 sacks
- Tied BYU record (Since 2000) with 19 tackles in game vs. UCLA
- Interception against West Virginia

### 2015 (FRESHMAN)

- Played in eight games
- Mostly at middle linebacker but also spent time at fullback
- Notched eight total tackles

### 2012 (REDSHIRT)

- A member of the scout team

YEAR	GP	SOLO	AST	TOT	TFL	SACK	YDS	INT	YDS	TD	FF	FR	YDS	QBH	PBU
2012	0	0	0	0	0	0	0	0	0	0	0	0	0	0	0
2015	8	5	3	8	0	0	0	0	0	0	0	0	0	0	0
2016	10	45	38	83	7/18	1.5	11	1	20	0	1	0	0	1	0
2017	11	37	37	74	3/10	0	0	0	0	0	0	0	0	1	2
<b>TOTALS</b>	<b>29</b>	<b>87</b>	<b>78</b>	<b>165</b>	<b>10/28</b>	<b>1.5</b>	<b>11</b>	<b>1</b>	<b>20</b>	<b>0</b>	<b>1</b>	<b>0</b>	<b>0</b>	<b>2</b>	<b>2</b>



## 84 NEIL PAU'U

SO • WR • 6-4 • 213 • SANTA ANA, CA • SERVITE HS



### PERSONAL/BEFORE BYU

- Parents are Tupou and Uepi
- Has five siblings
- Younger brother of Butch Pau'u

### 2017 (FRESHMAN)

- Played in 11 games
- Had 14 receptions for 139 yards and two touchdowns
- Caught one touchdown against Portland State

YEAR	GP	REC	YDS	Y/R	LNG	TD
2017	11	14	139	9.93	28	2
<b>TOTALS</b>	<b>11</b>	<b>14</b>	<b>139</b>	<b>9.93</b>	<b>28</b>	<b>2</b>

## 52 TRAJAN PILI

R-JR • DL • 6-2 • 245 • LAS VEGAS, NV • CENTENNIAL HS



### PERSONAL/BEFORE BYU

- Parents are Wayland and Rebecca
- Younger brother, Keenan, also plays football for BYU (currently serving LDS mission)
- LDS mission to Jacksonville, Florida
- First-team all-state defensive end as well as first-team all-league tight end as a senior in HS

### 2017 (SOPHOMORE)

- Played 13 games with one start
- Totaled 17 tackles
- Had 3.0 TFL with one sack

### 2016 (FRESHMAN)

- Played in 13 games
- Posted eight total tackles, 5.0 were tackles for loss
- Had 2.5 sacks

### 2013 (REDSHIRT)

- A member of the scout team

YEAR	GP	SOLO	AST	TOT	TFL	SACK	YDS	INT	YDS	TD	FF	FR	YDS	QBH	PBU
2016	10	45	38	83	7/18	1.5	11	1	20	0	1	0	0	1	0
2017	13	8	9	17	3/8	1	3	0	0	0	0	0	0	2	0
<b>TOTALS</b>	<b>26</b>	<b>13</b>	<b>12</b>	<b>25</b>	<b>8/20</b>	<b>3.5</b>	<b>11</b>	<b>0</b>	<b>0</b>	<b>0</b>	<b>0</b>	<b>0</b>	<b>0</b>	<b>2</b>	<b>0</b>

## 2 RIGGS POWELL

R-SR • LB • 6-2 • 220 • APTOS, CA • CABRILLO COLLEGE



### PERSONAL/BEFORE BYU

- Parents are Angela and Jeff
- Has three siblings
- LDS mission to France
- Wife's name is Melissa
- Two-way starter at quarterback and safety at Cabrillo
- Helped Cabrillo to a conference championship in 2012

### 2017 (JUNIOR)

- Played in six games
- Mostly played on special teams coverage units

### 2016 (SOPHOMORE)

- A member of the scout team
- Played against UMass

**28 SAWYER POWELL**

R-SR • DB • 6-1 • 200 • WEST RICHLAND, WA • RICHLAND HS

**PERSONAL/BEFORE BYU**

- Parents are Eric and Shauna
- Wife's name is Elise
- LDS mission to Montevideo, Uruguay
- All-conference selection in HS
- Also lettered in track

**2017 (MEDICAL REDSHIRT)**

- Missed the season due to injury

**2016 (JUNIOR)**

- Played in 12 games, mostly special teams
- Part of unit ranked No. 6 nationally in opponent punt returns (2.53 yards per return)
- Forced one fumble against Utah

**2015 (SOPHOMORE)**

- A member of the scout team

**2013 (FRESHMAN)**

- A member of the scout team

**41 ADAM PULSIPHER**

R-SR • LB • 6-1 • 220 • TEMECULA, CA • TEMECULA VALLEY HS

**PERSONAL/BEFORE BYU**

- Parents are Ann and Allen
- Married to former BYU WKBK player Makenzi Pulsipher
- Brother, Addison, plays offensive line at BYU
- LDS mission to Rancagua, Chile
- Was an NFF Student-Athlete of the Year in HS
- A first-team All-CIF honoree
- Defensive MVP of the Southwestern League
- Also lettered three times in basketball

**2017 (JUNIOR)**

- Played in 13 games, starting five
- Posted 54 tackles, including 29 solo stops
- Recovered and forced one fumble

**2016 (SOPHOMORE)**

- Played in 12 game, starting two
- Had 16 total tackles, including 1.5 tackles for loss

**2015 (FRESHMAN)**

- Played in six games

**2014 (REDSHIRT)**

- A member of the scout team

YEAR	GP	SOLO	AST	TOT	TFL	SACK	YDS	INT	YDS	TD	FF	FR	YDS	QBH	PBU
2015	6	0	0	0	0/0	0	0	0	0	0	0	0	0	0	0
2016	12	10	6	16	1.5/3	0	0	0	0	0	0	0	0	0	0
2017	13	29	25	54	1/2	0	0	0	0	0	1	1	0	0	0
TOTALS:	31	39	31	70	2.5/5	0	0	0	0	0	1	1	0	0	0

**72 ADDISON PULSIPHER**

R-JR • OL • 6-5 • 285 • TEMECULA, CA • TEMECULA VALLEY HS

**PERSONAL/BEFORE BYU**

- Parents are Ann and Allen
- Brother, Adam, plays linebacker at BYU
- LDS mission to Montevideo, Uruguay
- Named first-team All-Southwestern as an offensive lineman and second-team as a defensive lineman

**2017 (SOPHOMORE)**

- Played in one game

**2016 (FRESHMAN)**

- A member of the scout team

**2013 (REDSHIRT)**

- A member of the scout team

**97 KEANU SALEPAGA**

R-FR • DL • 6-6 • 292 • LAKEWOOD, CA • LA MIRADA HS

**PERSONAL/BEFORE BYU**

- Parents are Lori and Roger
- Has two brothers and two sisters
- Helped team to CIF State Division III-AA State title
- Rated the No. 9 defensive end in California out of HS

**2017 (REDSHIRT)**

- A member of the scout team

**35 NATE SAMPSON**

R-SR • LB • 6-2 • 235 • PLEASANT GROVE, UT • PLEASANT GROVE

**PERSONAL/BEFORE BYU**

- Parents are Dale and Cindy, brother, Bryan played at BYU
- LDS mission to Roseville, California
- Posted 173 tackles with 116 solo in 25 HS games

**2017 (JUNIOR)**

- Played in three games, mostly on special teams

**2016 (SOPHOMORE)**

- Played in four games

**2015 (REDSHIRT)**

- A member of the scout team

**2012 (FRESHMAN)**

- Played in one game

**46 RHETT SANDLIN**

R-SR • LB • 6-3 • 235 • DRAPER, UT • ALTA HS

**PERSONAL/BEFORE BYU**

- Parents are Kinnon and Julie
- LDS mission to Nashville, Tennessee
- Two-time first-team all-region honoree
- 2011 first-team all-region outstanding linebacker

**2017 (JUNIOR)**

- Played in all 13 games and posted five tackles

**2016 (SOPHOMORE)**

- Played in all 13 games

**2015 (FRESHMAN)**

- Played in seven games

**2012 (REDSHIRT)**

- A member of the scout team

**18 MICHAEL SHELTON**

R-SR • DB • 5-8 • 180 • RALEIGH, NC • WAKEFIELD HS

**PERSONAL/BEFORE BYU**

- Son of Josephine, has three brothers and one sister
- Also played basketball and ran track

**2017 (JUNIOR)**

- Played in all 13 games with one start
- Posted 373 all-purpose yards
- Had 11 tackles and one interception

**2016 (SOPHOMORE)**

- Played in seven games and totaled five tackles
- Returned fumble 52 yards for a TD against Utah State

**2015 (FRESHMAN)**

- Played in 12 games
- Posted 25 total tackles, including two tackles for loss

**2014 (REDSHIRT)**

- A member of the scout team

YEAR	GP	SOLO	AST	TOT	TFL	SACK	YDS	INT	YDS	TD	FF	FR	YDS	QBH	PBU
2015	12	17	8	25	2/7	0	0	1	4	0	0	0	0	0	2
2016	7	4	1	5	0/0	0	0	0	0	0	0	1	52	0	1
2017	13	10	1	11	1/1	0	0	1	0	0	0	0	0	0	2
TOTALS:	32	31	10	41	3/8	0	0	2	4	0	0	1	52	0	5



## 59 THOMAS SHOAF

JR • OL • 6-5 • 288 • COLUMBUS, IN • COLUMBUS NORTH HS



### PERSONAL/BEFORE BYU

- Parents are RaNae and James
- Wife's name is Madison
- LDS mission to Honolulu, Hawaii
- Named first-team all-state in 2012
- Posted 30 tackles on defense

### 2017 (SOPHOMORE)

- Started all 13 games at left tackle
- Offensive unit ranked No. 5 in TFL allowed per game

### 2016 (FRESHMAN)

- Played in 12 games, starting nine
- Named a Freshman All-American by FWA
- Helped BYU average 200 rushing yards per game
- Can play left or right tackle

### 2013 (REDSHIRT)

- A member of the scout team

## 21 TALON SHUMWAY

R-JR • WR • 6-3 • 205 • SOUTH JORDAN, UT • LONE PEAK HS



### PERSONAL/BEFORE BYU

- Son of Cathy
- Wife's name is Cassidy
- LDS mission to McAllen, Texas
- Posted 1,049 receiving yards as a senior
- Three-time Region first-team selection

### 2017 (SOPHOMORE)

- Played in 11 games, starting nine
- Posted 25 receptions for 257 yards
- Multiple receptions in nine games

### 2016 (FRESHMAN)

- Played in seven games
- Picked up three receptions for 49 yards

### 2015 (REDSHIRT)

- A member of the scout team

YEAR	GP	REC	YDS	Y/R	LNG	TD
2016	7	3	49	16.33	20	0
2017	11	25	257	10.28	33	0
<b>TOTALS</b>	<b>18</b>	<b>28</b>	<b>306</b>	<b>10.93</b>	<b>33</b>	<b>0</b>

## 13 MICAH SIMON

R-JR • WR • 6-1 • 192 • DALLAS, TX • BISHOP DUNNE HS



### PERSONAL/BEFORE BYU

- Parents are Michael and Curtique
- Played quarterback in high school
- TAPPS All-State Division I Second Team
- Named to Tom Hillary Fort Worth area private school all-star football team

### 2017 (SOPHOMORE)

- Played in 13 games with four starts
- Recorded 27 receptions for 386 yards and three touchdowns

- Had multiple receptions in eight games

### 2016 (REDSHIRT)

- A member of the scout team
- Scout offensive player of the week (UMass)

### 2015 (FRESHMAN)

- Played in two games
- Notched two tackles

YEAR	GP	REC	YDS	Y/R	LNG	TD
2015	2	0	0	0	0	0
2017	13	27	386	14.30	50	3
<b>TOTALS</b>	<b>15</b>	<b>27</b>	<b>386</b>	<b>14.30</b>	<b>50</b>	<b>3</b>

## 16 SIONE TAKITAKI

R-SR • LB • 6-2 • 230 • FONTANA, CA • HERITAGE HS



### PERSONAL/BEFORE BYU

- Parents are Vaimaua and Fissipeau
- Wife's name is Alyssa
- Has six siblings
- All-CIF Southern Section divisional defensive player of the year

- Totaled 193 total tackles with 21.5 sacks and 42.5 tackles for loss

- Also played offense and had 1,674 rushing yards and 25 touchdowns in HS career

### 2017 (JUNIOR)

- Played in 13 games, starting 12
- Second on the team with 79 tackles
- Led the team with 12.5 tackles for loss

### 2016 (REDSHIRT)

- Did not play in 2016

### 2015 (SOPHOMORE)

- Played in six games
- Totaled 21 tackles
- Had seven tackles for loss and 3.5 sacks
- Recovered a fumble against East Carolina

### 2014 (FRESHMAN)

- Played in 11 games
- Posted 19 tackles
- Recorded four tackles for loss and 3.0 sacks
- Added a forced fumble and fumble recovery

YEAR	GP	SOLO	AST	TOT	TFL	SACK	YDS	INT	YDS	TD	FF	FR	YDS	QBH	PBU
2014	11	15	4	19	4/27	3.0	25	0	0	0	1	1	0	3	0
2015	6	11	10	21	7/29	3.5	23	0	0	0	0	1	0	2	0
2016	0	0	0	0	0	0	0	0	0	0	0	0	0	0	0
2017	13	43	36	79	12.5 / 62	5	36	0	0	0	0	0	0	4	2
<b>TOTALS</b>	<b>30</b>	<b>69</b>	<b>50</b>	<b>119</b>	<b>23.5 / 118</b>	<b>11.5</b>	<b>84</b>	<b>0</b>	<b>0</b>	<b>0</b>	<b>1</b>	<b>2</b>	<b>0</b>	<b>9</b>	<b>2</b>

## 54 MERRILL TALIAULI

JR • DL • 6-2 • 305 • SALT LAKE CITY, UT • EAST HS



### PERSONAL

- Parents are Sisilia and Toni
- Wife's name is Risha
- LDS mission to Federal Way, Washington
- Earned all-state honors on the offensive line at East
- Named to high school's academic honor roll

### 2017 (JUNIOR)

- Played in 13 games, starting two
- Posted 27 tackles
- Returned a fumble eight yards at Hawaii

### 2016 (SOPHOMORE)

- Started first seven games before injury
- Posted seven tackles
- Had one tackle for loss vs. Mississippi State

### 2013 (FRESHMAN)

- Played in eight games
- Had four tackles

YEAR	GP	SOLO	AST	TOT	TFL	SACK	YDS	INT	YDS	TD	FF	FR	YDS	QBH	PBU
2013	8	4	0	4	0	0.0	0	0	0	0	0	0	0	0	0
2016	7	3	4	7	1/4	0.0	0	0	0	0	0	0	0	0	0
2017	13	11	16	27	0/0	0	0	0	0	0	0	1	8	0	2
<b>TOTALS</b>	<b>28</b>	<b>18</b>	<b>20</b>	<b>38</b>	<b>1/4</b>	<b>0</b>	<b>0</b>	<b>0</b>	<b>0</b>	<b>0</b>	<b>0</b>	<b>1</b>	<b>8</b>	<b>0</b>	<b>2</b>

**42 JOHNNY TAPUSOA**

JR • RB • 5-10 • 225 • LAIE, HI • KAHUKU HS

**PERSONAL/BEFORE BYU**

- Parents are Johnny and Marchelle
- Wife's name is Jaz
- LDS mission to Apia, Samoa
- Named All-Poly Camp MVP
- Led Kahuku to 2012 state championship
- Moved to running back in summer of 2018

**2017 (SOPHOMORE)**

- Played in seven games, starting two at linebacker
- Made 14 tackles, including eight solo stops

**2016 (FRESHMAN)**

- Played in nine games
- Notched four tackles

YEAR	GP	SOLO	AST	TOT	TFL	SACK	YDS	INT	YDS	TD	FF	FR	YDS	QBH	PBU
2016	9	3	1	4	0/0	0	0	0	0	0	0	0	0	0	0
2017	7	8	6	14	0/0	0	0	0	0	0	0	0	0	0	1
<b>TOTALS:</b>	<b>16</b>	<b>11</b>	<b>7</b>	<b>18</b>	<b>0/0</b>	<b>0</b>	<b>0</b>	<b>0</b>	<b>0</b>	<b>0</b>	<b>0</b>	<b>0</b>	<b>0</b>	<b>0</b>	<b>1</b>

**75 WAYNE TEI-KIRBY**

R-SO • DL • 6-3 • 310 • POCATELLO, ID • OREGON

**PERSONAL/BEFORE BYU**

- Parents are Heidi and Jim
- Wife's name is Rashay
- Was born in Pago Pago, Samoa
- Played freshman season at the University of Oregon
- Played in nine games for the Ducks with 11 tackles
- Led Highland High School to 2014 state championship
- Two-time All-State selection
- Named Defensive Player of the Year in 2014

**2017 (REDSHIRT)**

- Redshirted due to NCAA transfer rules

**59 ALDEN TOFA**

R-FR • DL • 6-4 • 271 • WEST JORDAN, UT • WEST JORDAN HS

**PERSONAL/BEFORE BYU**

- Parents are Mele and Samuela
- Has two siblings
- Deseret News Region 3 First-Team honoree and defensive MVP
- Played in the Polynesian Bowl
- Also played rugby and was on the honor roll

**2017 (REDSHIRT)**

- A member of the scout team

**95 KHYIRIS TONGA**

SO • DL • 6-4 • 332 • WEST VALLEY, UT • GRANGER HS

**PERSONAL/BEFORE BYU**

- LDS mission to Wichita, Kansas
- Played both offense and defensive line in addition to tight end
- Played rugby
- Named All-Region 2 First-Team as a freshman

**2017 (FRESHMAN)**

- Played in 13 games, starting two
- Recorded 19 tackles, including nine solo stops
- Had four TFL for 17 yards and two sacks for 12 yards
- Forced a fumble against San José State

YEAR	GP	SOLO	AST	TOT	TFL	SACK	YDS	INT	YDS	TD	FF	FR	YDS	QBH	PBU
2017	13	9	10	19	4/17	2	12	0	0	0	1	0	0	0	3
<b>TOTALS:</b>	<b>13</b>	<b>9</b>	<b>10</b>	<b>19</b>	<b>4/17</b>	<b>2</b>	<b>12</b>	<b>0</b>	<b>0</b>	<b>0</b>	<b>1</b>	<b>0</b>	<b>0</b>	<b>0</b>	<b>3</b>

**49 LANGI TUIFUA**

SO • DL • 6-3 • 230 • SOUTH JORDAN, UT • BINGHAM HS

**PERSONAL/BEFORE BYU**

- Parents are Marilee and David
- Has two siblings
- Deseret News 5A First-Team and Salt Lake Tribune 5A All-State selection
- Helped Bingham to three state championships
- Named Region 3 defensive MVP
- Totalled 71 tackles, 15 sacks and 22 quarterback hurries as a senior
- Played in the Polynesian Bowl

**2017 (FRESHMAN)**

- Played in 10 games
- Posted seven tackles, including three solo stops
- Combined for a tackle for loss at East Carolina

**91 EARL TUIOTI-MARINER**

R-FR • DL • 6-4 • 270 • TOPEKA, KS • WASHBURN RURAL HS

**PERSONAL/BEFORE BYU**

- Born in Topeka, Kansas
- Has two siblings
- LDS mission to South Africa
- Cousin of former BYU DL Travis Tuiloma
- A First-Team All-State selection
- Invited to the Kansas Shrine Bowl

**2017 (REDSHIRT)**

- Injured in fall camp
- A member of the scout team

**DL TEVITA MO'UNGA****DL KHYIRIS TONGA**

## 51 MORGAN UNGA

R-SR • LB • 6-5 • 220 • OGDEN, UT • BONNEVILLE HS



### PERSONAL/BEFORE BYU

- Parents are Fine and Madelyn
- Wife's name is Sydney
- LDS mission to Richmond, Virginia
- Cousin of former BYU running back Harvey Unga

### 2017 (JUNIOR)

- Played in eight games, starting one
- Posted 16 tackles, including 12 solo stops
- Recorded one sack and tackle for loss

### 2016 (SOPHOMORE)

- Played in all 13 games
- Posted six tackles and one TFL
- Blocked a punt against UMass

### 2015 (FRESHMAN)

- Played in seven games, mostly on special teams

### 2012 (REDSHIRT)

- A member of the scout team

YEAR	GP	SOLO	AST	TOT	TFL	SACK	YDS	INT	YDS	TD	FF	FR	YDS	QBH	PBU
2015	7	0	0	0	0/0	0	0	0	0	0	0	0	0	0	0
2016	13	5	1	6	1/1	0	0	0	0	0	0	0	0	0	0
2017	8	12	4	16	1/1	1	1	0	0	0	0	0	0	0	1
<b>TOTALS:</b>	<b>28</b>	<b>17</b>	<b>5</b>	<b>22</b>	<b>2/2</b>	<b>1</b>	<b>1</b>	<b>0</b>	<b>0</b>	<b>0</b>	<b>0</b>	<b>0</b>	<b>0</b>	<b>0</b>	<b>1</b>

## 1 TROY WARNER

JR • DB • 6-1 • 199 • SAN MARCOS, CA • MISSION HILLS HS



### PERSONAL/BEFORE BYU

- Parents are Laura and Fred
- Older brother, Fred, played linebacker at BYU and was drafted in third round by San Francisco 49ers
- Invited to Semper Fi All-America Bowl
- Only underclassman on CIF San Diego Section First Team in 2014
- Also played basketball and competed in track and field in the jumps and the 400-meter

### 2017 (SOPHOMORE)

- Started in eight games before suffering a season-ending injury
- Recorded 36 total tackles, including 20 solo stops
- Had one tackle for loss for two yards and five pass breakups

- Recovered a fumble against Utah

### 2016 (FRESHMAN)

- Played in 10 games, starting nine at cornerback
- Totaled 21 tackles, including 16 solo stops
- Posted a team-best seven pass breakups
- Recovered a fumble at Boise State

YEAR	GP	SOLO	AST	TOT	TFL	SACK	YDS	INT	YDS	TD	FF	FR	YDS	QBH	PBU
2016	10	16	5	21	0/0	0	0	0	0	0	0	1	0	0	7
2017	8	20	16	36	1/2	0	0	0	0	0	0	1	0	0	5
<b>TOTALS:</b>	<b>18</b>	<b>36</b>	<b>21</b>	<b>57</b>	<b>1/2</b>	<b>0</b>	<b>0</b>	<b>0</b>	<b>0</b>	<b>0</b>	<b>0</b>	<b>2</b>	<b>0</b>	<b>0</b>	<b>12</b>

## 37 AUSTIN WHETZEL

SO • DB • 5-11 • 175 • LEHI, UT • LEHI HS



### PERSONAL/BEFORE BYU

- Parents are Kristen and Mark
- Wife is Rilea
- Has three siblings
- Business management major
- LDS mission to Detroit, Michigan

### 2017 (FRESHMAN)

- A member of the scout team

## 32 CHRIS WILCOX

JR • DB • 6-2 • 190 • FONTANA, CA • ELEANOR ROOSEVELT HS



### PERSONAL/BEFORE BYU

- Parents are Leticia and Chris
- Named to the honor roll in HS along with all-academic first-team honors
- In 2015, had 71 tackles, one pick, two forced fumbles and recovered a fumble for a touchdown
- Also ran track, including a 10.68 in the 100-meter

### 2017 (SOPHOMORE)

- Played in 12 games, starting in five
- Recorded 32 tackles, including 23 solo stops
- Had one tackle for loss and five pass breakups

### 2016 (FRESHMAN)

- Played in 10 games with two starts
- Had nine total tackles

YEAR	GP	SOLO	AST	TOT	TFL	SACK	YDS	INT	YDS	TD	FF	FR	YDS	QBH	PBU
2016	10	8	1	9	0	0/0	0	0	0	0	0	0	0	0	0
2017	12	23	9	32	1/1	0	0	0	0	0	0	0	0	0	5
<b>TOTALS:</b>	<b>22</b>	<b>31</b>	<b>10</b>	<b>41</b>	<b>1/1</b>	<b>0</b>	<b>0</b>	<b>0</b>	<b>0</b>	<b>0</b>	<b>0</b>	<b>0</b>	<b>0</b>	<b>0</b>	<b>5</b>





# **KALANI SITAKE**

## **BYU HEAD FOOTBALL COACH**

Kalani Sitake (pronounced kah-lah-nee see-tah-kay) was named head coach overseeing the BYU football program on December 19, 2015, by director of athletics Tom Holmoe.

A former Cougar running back (1994, 1997-2000), Sitake returned to his alma mater with 15 years of coaching experience, including seven years as a defensive coordinator and four seasons as an assistant head coach.

Entering his third season leading the BYU program, Sitake helped the Cougars win the 2016 Poinsettia Bowl and has had a player taken in the NFL draft in each of his first two years at the helm, including 2018 third-round pick, linebacker Fred Warner.

He came to BYU from Oregon State, where he served as assistant head coach and defensive coordinator in 2015. Prior to OSU, Sitake spent 10 seasons at the University of Utah. He started at Utah in 2005 as the linebackers coach and was promoted to defensive coordinator in 2009 before also being named assistant head coach in 2012.

Sitake coached several Pac-12 and Mountain West Conference honorees, including Morris Trophy winners Star Lotulelei (2011) and Nate Orchard (2014). He also helped mentor 14 NFL Draft picks during his time at Utah, including 12 all-league players and three freshmen All-Americans. He helped the Utes win seven of eight bowl games during his tenure.

Sitake began his coaching career in 2001 as the defensive backs and special teams coach at Eastern Arizona before becoming a defensive graduate assistant at BYU in 2002. Sitake then joined the staff at Southern Utah where he coached running backs, tight ends and offensive line during the 2003 and 2004 seasons.

Born in Nuku'alofa, Tonga, and raised in Laie, Hawai'i and Provo, Utah, Sitake became the first FBS head football coach of Tongan descent. He is the 14th head coach in BYU history, and just the fourth since 1972, when Hall of Fame coach LaVell Edwards took over the program.

Sitake began his BYU playing career in 1994 prior to serving a two-year mission for The Church of Jesus Christ of Latter-day Saints to Oakland, California. After returning and redshirting in 1997, Sitake was a three-year starter at fullback for the Cougars from 1998-2000 under Edwards.

He was named BYU's Football Scholar Athlete of the Year in 1998, Impact Player of the Year in 1999, along with team captain and the most valuable running back in 2000. He signed a free agent contract with the Cincinnati Bengals in 2001, but was forced to retire due to an injury.

Sitake graduated from BYU in 2000 with a bachelor's degree in English. He and his wife Timberly have three children, Skye, Sadie and Kelaokalani (KK).





# KALANI SITAKE SNAPSHOT

Pronunciation: kah-lah-nee see-tah-kay

SITAKE COACHING EXPERIENCE		
2016-present	BYU	Head Coach
2015	Oregon State	Assistant HC/DC
2012-14	Utah	Assistant HC/DC/Linebackers
2009-12	Utah	Def. Coordinator/LB
2005-08	Utah	Linebackers
2004	Southern Utah	Offensive Line/TE
2003	Southern Utah	Running Backs/TE
2002	BYU	GA-Defense
2001	Eastern Arizona	Defensive Backs/Sp. Teams



## NOTABLES

- 16 NFL Draft picks
- 9 bowl games
- 5 Freshman All-Americans

## NFL DRAFT PICKS COACHED BY SITAKE

- Star Lotulelei (1st Rd, Carolina)
- Koa Misi (2nd Rd, Miami)
- Eric Rowe (2nd Rd, Philadelphia)
- Nate Orchard (2nd Rd, Cleveland)
- Fred Warner (3rd Rd, San Francisco)
- Jeremiah Poutasi (3rd Rd, Tennessee)
- Jamaal Williams (4th Rd, Green Bay)
- Keith McGill (4th Rd, Oakland)
- Robert Johnson (5th Rd, Tennessee)
- Stevenson Sylvester (5th Rd, Pittsburgh)
- Brandon Burton (5th Rd, Minnesota)
- Spencer Toone (5th Rd, Tennessee)
- Kaelin Clay (6th Rd, Tampa Bay)
- R.J. Stanford (7th Rd, Carolina)
- Joe Kruger (7th Rd, Philadelphia)
- Trevor Reilly (7th Rd, New York Jets)

## SITAKE COACHING LEDGER

YEAR	OVERALL	BOWL
2016	9-4	Poinsettia (W)
2017	4-9	—
<b>Total</b>	<b>13-13</b>	<b>1-0</b>

## PLAYING CAREER

- 1994, 1997-2000 BYU fullback
- Team captain 2000
- Signed with Cincinnati Bengals in 2001

## EDUCATION/FAMILY

- Bachelor of Arts - English (2000)
- Married to Timberly Friddle
- 3 children: Skye, Sadie, Kelaakalani
- Birthplace: Nuku'alofa, Tonga
- Hometown: Laie, Hawai'i and Provo, Utah
- LDS Mission: Oakland, California





# ED LAMB

**ASSISTANT HEAD COACH • LINEBACKERS • SPECIAL TEAMS**

**ALMA MATER: BYU, 1996**

## COACHING EXPERIENCE

- **BYU:** Assistant head coach (2016-present)
- **SOUTHERN UTAH:** Head coach (2008-15)
- **SAN DIEGO:** Defensive backs, special teams & recruiting coordinator (2005-07)
- **IDAHO:** Defensive coordinator (2003-04)
- **BYU:** Defensive graduate Assistant - linebackers (2001)
- **REDLANDS:** (1997-2000) Defensive coordinator (1998-00), defensive line (1997)

## COACHING HIGHLIGHTS

- Special teams unit to No. 11 in punt return defense, No. 11 net punting and No. 22 in kickoff return defense in 2017
- Two-time Eddie Robinson Award finalist for national coach of the year at SUU
- Coached Kai Nacua in 2016 (Jim Thorpe Award Semifinalist)
- Coached safeties on 2016 defense that had 21 interceptions, ranked No. 4 nationally
- Named the American Football Coaches Association Region 5 Coach of the Year in 2015
- Took an SUU program mired in a 19-game losing skid back in 2008 and turned the Thunderbirds into Great West Conference champions in 2010
- SUU advanced to the FCS playoffs for the first time in program history in 2013, a feat accomplished again by Lamb's 2015 Big Sky championship team
- Lamb's teams ranked year-in and year-out among the nation's top FCS programs in passing, pass efficiency, total offense, receiving yards, scoring offense, punt returns, punting and tackles for loss
- T-Birds also ranked No. 1 in the Big Sky Conference in scoring defense in 2013 and 2015
- Had more than 100 all-conference recognitions and several All-American selections during his tenure, producing some the best players in T-Bird history, including NFL products Nick Miller (WR) Tysson Poots (WR), Dewayne Lewis (CB), Dion Turner (CB), Tyree Mills (CB), Cody Larsen (DT), and San Diego Chargers draft pick Brad Sorensen, SUU's career leader in passing yards
- Helped guide San Diego to three consecutive Pioneer League championships as well as back-to-back NCAA Division I-AA Mid-Major National Championships in 2005 and 2006
- During first two seasons with the Toreros, Lamb worked under current Michigan head coach Jim Harbaugh

## PLAYING EXPERIENCE

- **BYU:** 1994-96
- **RICKS COLLEGE:** 1993-94

## EDUCATION

- **BYU (1996):** B.A. Education
- **REDLANDS (1998):** M.A. Education Counseling

## FAMILY

- Wife is Sarah and has three daughters: Anna, Amelia and Summer, and one son, Edward



# JEFF GRIMES

## OFFENSIVE COORDINATOR

**ALMA MATER: UTEP, 1991**

## COACHING EXPERIENCE

- **BYU:** Offensive coordinator (2018-present)
- **LSU:** Run game coordinator, offensive line (2014-17)
- **VIRGINIA TECH:** Run game coordinator, offensive line (2013)
- **AUBURN:** Offensive line (2009-12)
- **COLORADO:** Assistant head coach, run game coordinator, offensive line (2007-08)
- **BYU:** Offensive line (2004-06)
- **ARIZONA STATE:** Run game coordinator, offensive line (2001-03)
- **BOISE STATE:** Offensive line (2000)
- **HARDIN-SIMMONS:** Offensive line (1998-99)
- **TEXAS A&M:** Graduate assistant (1996-97)
- **RICE:** Graduate assistant (1995)
- **RIVERSIDE HS:** Coach (1993-94)

## COACHING HIGHLIGHTS

- 25-year coaching veteran, including 10 seasons as a running game coordinator and two as an assistant head coach
- Coached Auburn's offensive line during the Tigers' 2010 BCS National Championship run
- During his first BYU stint, the Cougars ranked No. 5 in total offense (465.5 ypg) and scoring offense (36.8 ppg) in 2006 and No. 13 in total offense (462.4 ypg) and No. 24 in scoring (33.0 ppg) in 2005
- Coached several of BYU's best linemen during his first BYU tenure, including Travis Bright, Dallas Reynolds, Lance Reynolds, Jr., Ray Feinga and Scott Young, who all spent time on NFL squads
- Worked with numerous respected head coaches and coordinators in college football, including Ed Orgeron, Les Miles, Frank Beamer, Gene Chizik, Gus Malzahn, Dan Hawkins, Mark Helfrich, Dirk Koetter, R.C. Slocum and Ken Hatfield
- LSU's offensive line helped pave the way for four consecutive 1,000-yard rushers in each of Grimes' four seasons, including Leonard Fournette, who set the school's single-season mark with 1,853 yards and 22 touchdowns in 2015
- In 49 games as LSU's offensive line coach and running game coordinator, LSU had at least one running back reach the 100-yard rushing mark 34 times
- The Tiger offense averaged more than 200 rushing yards per game for five consecutive seasons, including the last four under Grimes—a school record
- In 2010 at Auburn, the Tigers were No. 5 nationally in rushing yards per game (284.8) and led the SEC in scoring (41.2)
- Auburn's 2010 team set school records for rushing touchdowns (41), passing touchdowns (31), rushing yards (3,987) and had three offensive linemen earn individual honors
- In 2001 at Arizona State, four of his seniors were drafted into the NFL, marking just the second time that had been done at any school since the NFL adopted the seven-round draft format in 1993

## PLAYING EXPERIENCE

- UTEP: 1987-91

## EDUCATION

- UTEP (1991): B.A. Education
- Texas A&M (1997): M.A. Education Administration

## FAMILY

- Wife is Sheri and they have four children, daughters Bailey and Jada and sons, Garrison and Greydon



# 'ILAIISA TUIAKI

**DEFENSIVE COORDINATOR • DEFENSIVE LINE**

**ALMA MATER: Southern Utah University, 2006**

## **COACHING EXPERIENCE**

- **BYU:** Defensive coordinator & defensive line (2016-present)
- **OREGON STATE:** Linebackers & special teams (2015)
- **UTAH:** Defensive line (2013-14), fullbacks & tight ends (2012)
- **UTAH STATE:** Running backs (2011), running backs & special teams (2009-10)
- **UTAH:** Defensive graduate assistant (2008)
- **KEARNS HS:** Offensive coordinator (2007), receivers & outside linebackers (2006)



## **COACHING HIGHLIGHTS**

- Coached 2016 BYU defense ranked No. 2 in turnovers gained (31), No. 4 in interceptions (21), No. 9 in run defense (112.85) and No. 14 in scoring defense (19.5)
- Nominee for the Broyles Award in 2013 for the nation's top assistant coach—the only non-coordinator to receive such recognition
- Top-five finalist in 2014 for the Football Scoop Defensive Line Coach of the Year honor
- Coached four Pac-12 postseason honorees at Utah, including first teamers Nate Orchard in 2014 and Trevor Reilly in 2013
- Orchard was also named the Morris Trophy recipient as the Pac-12's top lineman and the nation's top defensive end by winning the Ted Hendricks Award before being selected by the Cleveland Browns in the second round of the 2015 NFL draft
- Under Tuiaki, Utah led the nation in overall sacks in 2014 with 55 and was sixth for average tackles for loss per game at 7.9 after ranking second in sacks per game in 2013 at 3.25
- At Utah State, served as the running backs coach and special teams and recruiting coordinator from 2009-11
- Helped the Aggies finish sixth nationally in rushing (282.7 yards per game) as running back Robert Turbin was named the 2011 WAC Offensive Player of the Year, rushing for 1,517 yards and a school-record 19 touchdowns
- Two Utah State running backs were drafted during Tuiaki's time as the position coach, including Turbin and Michael Smith

## **PLAYING EXPERIENCE**

- Played running back at Southern Utah and Snow College

## **EDUCATION**

- SUU (2006): B.A. English and Physical Education
- Snow College (2004)

## **LDS MISSION**

- New York City

## **FAMILY**

- Wife is Viola, and they have six children, sons Laveatu'u, Lolo and Hilamani, and daughters Uini, Leisinia and Heilala

# AARON RODERICK

**PASSING GAME COORDINATOR • QUARTERBACKS**

**ALMA MATER: BYU, 1998**

## COACHING EXPERIENCE

- **BYU:** Passing game coordinator, quarterbacks (2018-present)
- **UTAH:** Co-offensive coordinator, quarterbacks (2015-16), Passing game coordinator, quarterbacks (2014), passing game coordinator, wide receivers (2012-13), co-offensive coordinator, wide receivers (2010), wide receivers (2005-13)
- **SOUTHERN UTAH:** Offensive coordinator, quarterbacks, recruiting coord. (2003-04)
- **SNOW COLLEGE:** Running backs (2002)
- **BYU:** Graduate assistant – linebackers (1999), receivers (2000-01)



## COACHING CAREER HIGHLIGHTS

- 18-year coaching career and has been an offensive coordinator five seasons and passing game coordinator two years
- Three of the seven 10-win seasons in Utah football history have come with Roderick calling the offensive plays, including three of the four achieved during Roderick's time at Utah
- First stint as co-offensive coordinator at Utah was in 2010; Utah tied for 23rd in the nation in scoring offense, averaging 33.1 points per game
- Called the plays for Utah during the last six games of the 2009 season when the Utes finished ranked No. 18 in the nation with a 10-3 record
- Oversaw a Thunderbird offense in 2004 that finished 21st in the NCAA FCS in total offense (412.5 ypg) and 14th in passing offense (270.5 ypg)—at the time a school record

## PLAYING EXPERIENCE

- Earned All-America honors at Ricks College in Rexburg, Idaho, where he broke the school's single-season punt and kick return record
- Went on to start as a receiver and return specialist in 1997 and 1998 and also earned academic all-conference accolades
- BYU went 29-11 in Roderick's three seasons on the team

**LDS MISSION:** Bogota, Colombia

**FAMILY:** Has two children, Rachel and Quin

# RYAN PUGH

**OFFENSIVE LINE**

**ALMA MATER: Auburn, 2012**

## COACHING EXPERIENCE

- **BYU:** Offensive Line (2018-present)
- **UT-SAN ANTONIO:** Offensive line (2016-17)
- **LSU:** Graduate assistant – offensive line (2015)
- **CINCINNATI:** Graduate assistant – offensive line (2014)
- **VIRGINIA TECH:** Graduate assistant – offensive line (2013)
- **AUBURN:** Graduate assistant – offensive line (2012)



## COACHING CAREER HIGHLIGHTS

- In 2017 he helped the UTSA to its first winning season since 2013
- Roadrunner offensive line led the way for an offense that scored a program-best 379 points en route to the school's first bowl game in history
- Offensive tackle Jevonte Domand picked up honorable mention All-Conference USA honors in 2016
- The 2015 LSU offensive line blocked for a running game ranked No. 7 nationally and tops in the SEC at 256.8 yards per game
- Helped tutor first-team all-conference selections offensive tackle Eric Lefeld and offensive guard Parker Ehlinger as Cincinnati went 9-4 in 2014
- Pugh helped coach Rimington Trophy winner Reese Dismukes and 2014 NFL Draft second overall pick offensive tackle Greg Robinson at Auburn

## PLAYING EXPERIENCE

- Four-year letterwinner at Auburn from 2007-2010, earned All-America honors as a senior and was a finalist for the Rimington Trophy
- He was a three-time All-SEC selection and was the starting center for the Tigers' 2010 national championship team
- Pugh was also an academic award winner as a four-time SEC Academic All-Conference selection, CoSIDA Academic All-District selection and a Lowe's Senior CLASS Award finalist in 2010
- He signed with the Carolina Panthers as an undrafted free agent in 2011

**FAMILY:** Married to the former Cathey Lee Dalton and they had their first child in spring of 2018



# FESI SITAKE

## WIDE RECEIVERS

**ALMA MATER:** Southern Utah, 2011

### COACHING EXPERIENCE

- **BYU:** Wide receivers (2018-present)
- **WEBER STATE:** Offensive Coordinator (2016-17), passing game coordinator, wide receivers (2014-15)
- **SOUTHERN UTAH:** Passing game coordinator, wide receivers (2013), student assistant – wide receivers (2011)

### COACHING CAREER HIGHLIGHTS

- In 2017, Sitake helped lead the Wildcats to a Big Sky Conference title, a school-record 11 wins, two wins in the FCS playoffs, a top-10 national ranking and the No. 18 FCS scoring offense at 33.7 points per game
- The Wildcat offense had eight players that earned All-Big Sky Conference honors
- Helped WSU to the Wildcats' first trip to the FCS Playoffs in seven years
- Part of the Southern Utah team that finished 8-5 in 2013 and advanced to the FCS Playoffs for the first time in school history

### PLAYING EXPERIENCE

- Two-time Great West All-Conference performer at Southern Utah and finished his career as one of the top wide receivers in SUU history
- As a senior in 2010, he had 877 receiving yards, the ninth most in Thunderbird history at the time and finished sixth in the nation in receptions per game
- He also excelled as a return specialist and during his junior year finished seventh in the country in punt return average

**LDS MISSION:** Riverside, California

**FAMILY:** Wife is Holly and they have three children, Sefesi, Cayson and Emerson



# STEVE CLARK

## TIGHT ENDS

**ALMA MATER:** BYU, 1992

### COACHING EXPERIENCE

- **BYU:** Tight Ends (2016-present), G.A. w/offensive line & special teams (2005-07)
- **WEBER STATE:** Offensive Coordinator & Quarterbacks (2014-15)
- **SUU:** Offensive Coordinator, Quarterbacks (2008-13)
- **UTAH:** Defensive Assistant (2004), Director of Operations (2002)
- **SAINT MARY'S:** Passing Game Coordinator (2003),
- **PROVO HS:** Offensive Coordinator (1997-00), Assistant (1994-96)

### COACHING HIGHLIGHTS

- Coached freshman All-American Matt Bushman to best season for a tight end since 2009's Dennis Pitta with 49 receptions, 520 yards and three touchdowns in 2017
- Coached BYU's tight ends to 21 receptions, 234 yards and three touchdowns in 2016
- Helped Weber State to its first winning season in five years, going 6-5 in 2015
- Had 10 players earn Big Sky All-Conference honors during his two years at Weber State, including first-team Walter Camp All-America offensive line selection Joe Hawkins
- Directed SUU offense to its first FCS playoff berth in school history in 2013
- Quarterback Brad Sorensen and wide receiver Tysson Poots each earned Great West Conference Offensive MVP honors at SUU. Sorensen finished his career with several SUU passing records and was drafted in the 2012 NFL Draft by the San Diego Chargers while Poots was a two-time All-American and the school's all-time leader in receptions, receiving yards and touchdowns.

**LDS MISSION:** Lima, Peru

**FAMILY:** He and his wife Suzanne have four children





# AJ STEWARD

## RUNNING BACKS

**ALMA MATER:** Kansas, 2012

### COACHING EXPERIENCE

- **BYU:** Running backs (2018-present)
- **RICE:** Running backs (2014-2017), graduate assistant (2012-13)


### COACHING CAREER HIGHLIGHTS

- In 2017, Steward helped the Rice ground game average 187.0 yards per game, ranking No. 2 in Conference USA and No. 38 nationally
- From 2013-16, Owl running backs Darik Dillard and Jowan Davis finished No. 7 and No. 8 in career rushing yards at Rice, respectively
- Dillard and Davis combined for 4,226 yards and 36 touchdowns in their careers working with Steward
- In 2015, Steward had four running backs eclipse the 100-yard rushing mark in different games for the first time in school history
- Samuel Stewart and Austin Walter were named to the C-USA All-Freshman team in 2015
- In Steward's first year as a full-time coach, Rice finished 8-5 and beat Fresno State in the Hawaii Bowl
- As a GA in 2013, Steward helped Charles Ross lead C-USA in rushing with 1,280 yards and 15 touchdowns

### PLAYING EXPERIENCE

- Played in 37 games at Kansas from 2008-2011
- Originally recruited as a quarterback, Steward switched to wide receiver before finding a home at tight end
- Served as the scout team quarterback for the 2007 squad when the Jayhawks went 12-1 and won the 2008 Orange Bowl
- Earned the Otto Schnellenbacher Scout Team Player of the Year award in 2007
- A four-time member of the athletic director's honor roll at Kansas

**FAMILY:** Married to Virginia Durham



# JERNARO GILFORD

## CORNERBACKS

**ALMA MATER:** BYU, 2004

### COACHING EXPERIENCE

- **BYU:** Cornerbacks (2016-present)
- **SUU:** Secondary (2014-15)
- **WHITTIER COLLEGE:** Graduate Assistant Cornerbacks & Special Teams (2012-13)

### COACHING CAREER HIGHLIGHTS

- Coached BYU corners on defense that ranked No. 2 in interceptions with 21 in 2016
- SUU's defense had 20 interceptions for No. 3 in the FCS in 2015 and ranked No. 9 in opponent pass efficiency rating (102.5), an improvement from 111th in 2014
- Coached two Big Sky All-Conference first teamers in cornerback LeShaun Sims and safety Miles Killebrew in 2015

### BYU PLAYING CAREER HIGHLIGHTS

- Played in 37 games at corner with 28 starts, totaling 10 career interceptions with his best year in 2001 when he earned first-team All-MWC honors and started all 14 games including the Liberty Bowl against No. 22 Louisville
- Totaled 56 tackles and led the team with six picks, returning them 131 yards, including a 50-yard interception return against Utah to seal BYU's 24-21 victory in 2001
- In 2001, his six interceptions ranked tied for No. 6 in the nation
- Entered his junior season with preseason All-America accolades and was named the 15th-best corner by Phil Steele

**FAMILY:** Wife is Brittany, and they have one son, Jernaro, Jr.





# PRESTON HADLEY

## SAFETIES

**ALMA MATER:** BYU, 2013

## COACHING EXPERIENCE

- **BYU:** Safeties (2018-present)
- **WEBER STATE:** Secondary, recruiting coordinator (2016-17)
- **SANTA ANA COLLEGE:** Cornerbacks, kick/punt teams, recruiting coordinator (2015)
- **BYU:** Graduate assistant – defensive backs, wide receivers (2013-14)

## COACHING CAREER HIGHLIGHTS

- In 2017, helped the Wildcats to a Big Sky Conference title, a school-record 11 wins and two wins in the FCS playoffs
- Coached Taron Johnson – Big Sky Conference Defensive Player of the Year in 2017 who earned first-team Associated Press FCS All-America accolades
- Three defensive backs under Hadley's care earned all-conference honors in 2017
- Weber State's 2017 defense led the Big Sky in total defense, scoring defense, rushing defense, pass efficiency defense and red zone defense
- 2017 defense ranked in the top 25 nationally in nine different statistical categories, including No. 6 in interceptions (18), No. 8 in total turnovers (28), No. 9 in red zone defense (.676), No. 13 in pass efficiency defense (107.29) and No. 16 in scoring defense (17.6 ppg)
- Coached two all-league defensive backs in 2016

## BYU PLAYING CAREER HIGHLIGHTS

- Started all 26 games at corner for the Cougars in 2011 and 2012 after transferring from Snow College
- National Football Foundation Hampshire Honor Society honoree
- Part of one of the best defensive units in BYU history in 2012, contributing 66 tackles, one interception and seven pass breakups to the nation's No. 3-rated defense (266.1 ypg)
- 2012 All-Independent Team honoree racked up 117 tackles over his two seasons to go along with 21 pass breakups and 2.5 sacks

**LDS MISSION:** New York City, South



# NU'U TAFISI

## DIRECTOR OF FOOTBALL STRENGTH AND CONDITIONING

**ALMA MATER:** CALIFORNIA, 1996

## COACHING EXPERIENCE

- **BYU:** Director of football strength and conditioning (2016-present)
- **USC:** Strength and conditioning assistant coach (2015)
- **UTAH:** Strength and conditioning assistant coach (2012-14)
- **BOISE STATE:** Strength and conditioning graduate assistant (2011)
- **CAL:** Strength and conditioning intern (2010)

## PLAYING CAREER HIGHLIGHTS

- Played two seasons with the Seattle Seahawks after signing free agent deal
- Started 24 of 25 games at Cal in 2005-06
- Totaled 70 tackles and nine sacks during his two seasons at defensive end with the Bears
- Played on the 2005 team that defeated BYU in the Las Vegas Bowl
- Earned second team All-Pac 10 recognition both seasons
- Awarded the Cal's Joe Roth Award for courage, attitude and sportsmanship as a senior
- Played two years at Mt. San Antonio Junior College
- Was a JC All-American in 2004 after totaling 16 sacks and 23 tackles for loss

## EDUCATION

- B.A. California, Berkeley (2006)
- Master's in kinesiology, Boise State (2013)

**LDS MISSION:** Samoa

**FAMILY:** Married and has two children





**JUSTIN MCCLURE**  
FOOTBALL STRENGTH &  
CONDITIONING COACH



**AJ MIDDLETON**  
FOOTBALL STRENGTH &  
CONDITIONING COACH



**JD FALSLEV**  
ANALYST



**MICHAEL SMITH**  
ANALYST



**HARVEY UNGA**  
GRADUATE ASSISTANT  
OFFENSE



**DALLAS REYNOLDS**  
GRADUATE ASSISTANT  
OFFENSE



**VINCE FEULA**  
GRADUATE ASSISTANT  
DEFENSE



**MANASE TONGA**  
GRADUATE ASSISTANT  
DEFENSE



**JON SWIFT**  
DIRECTOR OF  
FOOTBALL OPERATIONS



**JASEN AH YOU**  
SUPPORT SERVICES  
COORDINATOR



**ALEMA FITISEMANU**  
PLAYER PERSONNEL  
COORDINATOR



**NATASHA BELL**  
PLAYER DEVELOPMENT/  
ON-CAMPUS REC. COORD.



**JACK DAMUNI**  
COMMUNITY RELATIONS  
COORDINATOR



**CLAY AUCOIN**  
FINANCIAL  
ASSISTANT



**ERROL SEAVER**  
FOOTBALL VIDEO AND  
TECHNOLOGY COORDINATOR



**MEIKEL REECE**  
EXECUTIVE  
ASSISTANT



**MICK HILL**  
FOOTBALL EQUIPMENT  
MANAGER



**BILLY NIXON**  
ASSISTANT FOOTBALL  
EQUIPMENT MANAGER



**STEVE PINCOCK**  
HEAD FOOTBALL  
TRAINER



**BRETT MORTENSEN**  
SPORTS MEDICINE  
REHAB COORDINATOR



**GARY VERON**  
COMPLIANCE COORDINATOR




**JIM HAMBLIN**  
ACADEMIC ADVISOR



# FAMILY

There are 16 former BYU football players on the football and athletic administration staff. Members of the staff were part of Cougar teams that won the 1980 "Miracle Bowl," the 1984 National Championship, Heisman Trophy, 1996 Cotton Bowl along with many other accolades.

Tom Holmoe	DB	1978-82	Athletic Director
Kalani Sitake	RB/FB	1994, 97-00	Head Football Coach
Chad Lewis	TE	1993-96	Assoc. AD/Development
Lee Johnson	P	1980-84	Asst. Development Director
Robbie Bosco	QB	1981-85	Varsity Club/Development
Fui Vakapuna	RB	2002-03, 06-08	Assistant to the AD/Student Services
Ed Lamb	LB/DE	1994-96	Asst. HC/Linebackers/Sp. Teams
Jernaro Gilford	DB	1999-03	Cornerbacks
Preston Hadley	DB	2011-12	Safeties
Jack Damuni	DB	1993-94	Community Relations Coordinator
Alema Fitisemanu	LB	1984, 97-91	Player Personnel Coordinator
JD Falslev	WR	2010-2013	Analyst
Vince Feula	DL	2004-05	Graduate Assistant/Defense
Dallas Reynolds	OL	2005-08	Graduate Assistant/Offense
Manase Tonga	RB	2005-09	Graduate Assistant/Defense
Harvey Unga	RB	2006-09	Graduate Assistant/Offense



## TOM HOLMOE

### Director of Athletics

Tom Holmoe was named Director of Athletics at Brigham Young University on March 1, 2005. He oversees a nationally recognized program with 21 intercollegiate sports, involving more than 600 student-athletes and a staff of nearly 200 people.

Since Holmoe's appointment, BYU has captured more than 100 conference regular-season or postseason championships and over 200 student-athletes have earned All-America status. Under his tutelage, both the football and men's basketball teams have enjoyed tremendous success. BYU earned a bowl invitation 12 of 13 years, while the men's basketball program put together a string of 13 consecutive 20-win seasons and has made the postseason every year, including a NCAA Sweet-16 run in 2011.



A former Cougar defensive back from 1978-82, Holmoe returned to BYU in July 2001 as Associate Athletics Director for Development. As part of his responsibilities, he supervised the Cougar Club, served as the department's liaison with the LDS Foundation, served on the BYU Alumni Association Board of Directors and worked on the capital campaign to raise funds for the university's new athletic facilities. Holmoe has served on the NCAA Division I men's basketball selection committee since 2014.

A native of La Crescenta, Calif., Holmoe came to BYU on a football scholarship in 1978. He earned first-team All-WAC honors as a senior in 1982 and was selected in the fourth round of the 1983 NFL Draft by the San Francisco 49ers. Over a seven-year NFL career, he played on three Super Bowl championship teams with the 49ers in 1984, 1988 and 1989.

After retiring from professional football, Holmoe returned to BYU to serve as a graduate assistant under LaVell Edwards from 1990-91 and later accepted an offer from Bill Walsh to become the Stanford secondary coach in 1992, where he remained for two seasons. In 1994, he returned to the 49ers as defensive backfield coach for two seasons, where he earned a fourth Super Bowl ring. Two years later, Holmoe joined the University of California staff as defensive coordinator and later became the head coach from 1997-2001.

Holmoe graduated from BYU with a degree in Zoology in 1983 and received a master's degree from BYU in Athletic Administration in 1995. He and his wife, Lori, have four children and six grandchildren.



**BRIAN SANTIAGO**  
Deputy Athletic Director



**LIZ DARGER**  
Sr. Associate AD/SWA



**CHAD LEWIS**  
Associate AD/Development



**BOB SCHIRMER**  
Associate AD/Finance



**DUFF TITTLE**  
Associate AD/Communications



**TREVOR WILSON**  
Director of Student Athlete Life & Learning Center



**DAVID ALMODOVA**  
Assistant AD/Marketing



**CHAD GWILLIAM**  
Assistant AD/Compliance



**MATTHEW NIX**  
Assistant AD/Events



## BYU'S HISTORY

The 1875 establishment of the Brigham Young Academy offered an academically stimulating and gospel-oriented education to 29 students. The one-acre school grounds presided over by Karl G. Maeser have since developed into nearly 600 acres and more than 300 buildings. The foundation of the University thrives with the fourfold focus of being:

1) spiritually strengthening, 2) intellectually enlarging, 3) character building, leading to 4) lifelong learning and service.

Brigham Young University provides an outstanding education in an atmosphere consistent with the standards and principles of its sponsor, The Church of Jesus Christ of Latter-day Saints.

## BYU MISSION STATEMENT

The mission of Brigham Young University — founded, supported, and guided by The Church of Jesus Christ of Latter-day Saints — is to assist individuals in their quest for perfection and eternal life. That assistance should provide a period of intensive learning in a stimulating setting where a commitment to excellence is expected and the full realization of human potential is pursued.

All instruction, programs, and services at BYU, including a wide variety of extracurricular experiences, should make their own contribution toward the balanced development of the total person. Such a broadly prepared individual will not only be capable of meeting personal challenge and change but will also bring strength to others in the tasks of home and family life, social relationships, civic duty, and service to mankind.

To succeed in this mission the university must provide an environment enlightened by living prophets and sustained by those moral virtues which characterize the life and teachings of the Son of God. In that environment these four major educational goals should prevail:

- All students at BYU should be taught the truths of the gospel of Jesus Christ. Any education is inadequate which does not emphasize that His is the only name given under heaven whereby mankind can be saved. Certainly all relationships within the BYU community should reflect devout love of God and a loving, genuine concern for the welfare of our neighbor.
- Because the gospel encourages the pursuit of all truth, students at BYU should receive a broad university education. The arts, letters, and sciences provide the core of such an education, which will help students think clearly, communicate effectively, understand important ideas in their own cultural tradition as well as that of others, and establish clear standards of intellectual integrity.
- In addition to a strong general education, students should also receive instruction in the special fields of their choice. The university cannot provide programs in all possible areas of professional or vocational work, but in those it does provide the preparation must be excellent. Students who graduate from BYU should be capable of competing with the best in their fields.
- Scholarly research and creative endeavor among both faculty and students, including those in selected graduate programs of real consequence, are essential and will be encouraged.

In meeting these objectives BYU's faculty, staff, students, and administrators should also be anxious to make their service and scholarship available to The Church of Jesus Christ of Latter-day Saints in furthering its work worldwide. In an era of limited enrollments, BYU can continue to expand its influence both by encouraging programs that are central to the Church's purposes and by making its resources available to the Church when called upon to do so.

We believe the earnest pursuit of this institutional mission can have a strong effect on the course of higher education and will greatly enlarge Brigham Young University's influence in a world we wish to improve.



### KEVIN J. WORTHEN University President

Kevin J. Worthen began serving as the 13th president of Brigham Young University on May 1, 2014. He previously served as BYU's advancement vice president and as dean of its J. Reuben Clark Law School.

### MATTHEW O. RICHARDSON Advancement Vice President

Matthew O. Richardson was appointed on May 14, 2014. He oversees athletics, University Communications, BYU Broadcasting, alumni, external relations and philanthropy.





## **DISTINGUISHED FACULTY**

Faculty members hold advanced degrees from universities around the world. Their achievements are compelling and wide-ranging as they pursue consequential research work that is making a real difference. Alleviating hunger worldwide through more efficient agriculture, finding low-pollution energy alternatives and making significant contributions to the strengthening of families are among their many pursuits. Faculty members are regularly called upon to head national and international professional organizations and to consult with corporate and governmental entities. Above all, these high-principled men and women share an unmatched devotion to bringing the best possible education to their students.

## **PREPARATION FOR THE FUTURE**

A strong curriculum delivered by outstanding faculty is key to the academic excellence of BYU graduates. From business management to nursing, from the humanities to engineering, the University's 11 colleges -- supported by comprehensive offerings from religious education -- continue to be internationally recognized for the quality of their education and the professional preparation they provide. In addition to the challenging course work and hands-on research, numerous programs offer academic and service outreach opportunities. Study abroad centers, distance-learning courses and worldwide performing arts tours are a few of the offerings that enrich BYU's academic experience.

- 177 undergraduate majors
- 107 undergraduate minors
- 68 master's programs
- 26 doctorate programs

## **HONOR CODE**

BYU's Honor Code helps maintain this learning environment. Initiated by students in 1949, the Honor Code emphasizes being honest, living a chaste and virtuous life, abstaining from alcohol and tobacco, using clean language, and following other values in line with the doctrines of the Church of Jesus Christ of Latter-day Saints.

## **BYU IN TOP RANKINGS**

### **#1 SCHOOL PSYCHOLOGY FACULTY RESEARCH PRODUCTION**

*(Research & Practice in the Schools)*

### **#1 BEST UNIVERSITY TO WORK FOR**

*(Forbes/Glassdoor)*

### **#1 BEST-VALUE PRIVATE LAW SCHOOL**

*(National Jurist)*

### **#2 UNDERGRADUATE ENTREPRENEURSHIP**

*(Entrepreneur Magazine)*

### **#2 HIGHEST YIELD; ADMITTED STUDENTS WHO ENROLL**

*(U.S. News & World Report)*

### **#2 MASTER OF ACCOUNTANCY PROGRAM**

*(Public Accounting Report)*

### **#3 TOP UNIVERSITIES FOR ENGAGED LEARNING**

*(Wall Street Journal)*

### **#3 UNDERGRADUATE ACCOUNTING**

*(Public Accounting Report)*

### **#4 GRADUATES WITH LEAST DEBT**

*(U.S. News & World Report)*

### **#5 BEST COLLEGES**

*(Money Magazine/TIME)*

### **#5 GRADS WHO GO ON TO EARN PHDS**

*(National Opinion Research Center)*

### **#7 GRADUATE ENTREPRENEURSHIP**

*(Entrepreneur Magazine)*

### **#15 BEST-VALUE SCHOOL**

*(U.S. News & World Report)*

### **#18 BEST UNDERGRADUATE BUSINESS**

*(Bloomberg Businessweek)*

### **#20 BEST LAW SCHOOL**

*(Alabama Law Review)*

### **#23 MBA PROGRAM**

*(Bloomberg Businessweek)*

### **#30 BEST WORLD UNIVERSITY FOR EMPLOYABILITY**

*(Times Higher Education)*





# MISSIONARY-SERVICE

Brigham Young University is owned and operated by The Church of Jesus Christ of Latter-day Saints. The missionary emphasis of the Church is perhaps one of its most recognized characteristics. Since the organization of the Church in 1830, over one million missionaries have served.

The Church operates more than 400 missions around the world in over 150 nations, speaking over 160 languages. A mission covers a geographic area and has a central headquarters. Each is presided over by a mission president, who is called from the ranks of the Church membership to serve for a period of three years. The mission president directs the work of the missionaries assigned to his mission.

Approximately 65 percent of the current team has served an LDS mission. Members of the team have served in 28 different countries and six of the seven continents around the globe. BYU currently has about 30 members of the team (previous signees or on roster) that are currently serving in the mission field.

More than 67,000 missionaries representing The Church of Jesus Christ of Latter-day Saints are currently serving proselytizing missions. Most missionaries are young people under the age of 25. Senior couples also have opportunities to serve missions.

Missionaries work with a companion of the same gender during their mission, with the exception of couples, who work with their spouse. Single men serve missions for two years and single women serve missions for 18 months. Missionaries work long hours—seven days a week—teaching the gospel of Jesus Christ and participating in community service.

Missionaries receive their assignment from Church headquarters and are sent only to countries where governments allow the Church to operate. Missionaries do not request their area of assignment and do not know beforehand whether they will be required to learn a language.

Prior to going to their assigned area, missionaries spend a short period of time at one of 15 missionary training centers throughout the world. There they learn how to teach the gospel in an orderly and clear way and, if necessary, they begin to learn the language of the people they will be teaching. The largest training center is in Provo, Utah, with additional centers in Argentina, Brazil, Chile, Colombia, Dominican Republic, England, Ghana, Guatemala, Mexico, New Zealand, Peru, the Philippines, South Africa and Spain.

In addition, more than 31,000 individuals (including couples) are given special service assignments and considered Church-service missionaries. Health specialists and doctors go to developing countries where the Church's health services program teaches preventive care. Craftsmen, artisans and construction supervisors train members in local building projects. Agricultural experts train people to produce food more effectively and economically. Other mission assignments include education, family history research and leadership training.

The missionaries pay their own way, occasionally with assistance from friends and family who donate money to the Church to pay for their personal expenses. Contacts with family and friends during this time of service are limited to letters and occasional phone calls to family at special times. Missionaries avoid entertainment, parties or other activities common to this age-group as long as they are on their missions, so they can focus entirely on the work of serving and of teaching others the gospel of Jesus Christ.

The Church of Jesus Christ of Latter-day Saints was officially organized on April 6, 1830 with six members. Today, congregations of the Church total over 30,500. With more than 16 million members, it is one of the fastest growing religions in the world and one of the largest Christian churches in the United States.

The Church of Jesus Christ of Latter-day Saints is Christian, but is neither Catholic nor Protestant. Rather, it is a restoration of the original church established by Jesus Christ. For more information on the beliefs of the Church of Jesus Christ of Latter-day Saints, visit [www.lds.org](http://www.lds.org).



Former quarterback Taysom Hill served two years in Australia before enrolling at BYU. With the age requirement being 19 until 2012, many players in the past had played or redshirted a freshman season and then served. In October of 2012 the church announced the age requirement would be 18, so many players now choose to serve before enrolling, allowing them to have four or five consecutive seasons with the program.



# COUGAR CLUB

## **WELCOME TO THE CLUB!**

With the donations and support of nearly 7,000 members nationwide, the Cougar Club supports BYU's 631 Student Athletes who represent the University in 21 NCAA sports. Through its fund-raising and promotional mission, the Cougar Club is enhancing the future success of BYU Athletics.

BYU Athletics depends on loyal Cougar Club Members for funding critical to the athletic department's success. The changing nature of collegiate athletics means that to compete at the highest levels, BYU must raise more money every year. The costs associated with being one of the nation's top programs continue to rise dramatically. With that challenge in mind, the support of the Cougar Club and its members becomes an even more important key to the future achievements of BYU Athletics.

"BYU's donors and fans make all the difference," says Cougar Club Director Michael Middleton. "For our teams to continue to achieve national prominence, the Cougar Club needs to continue to grow."

## **FUNDING**

Cougar Club donations are used for many vital athletic priorities, including:

- Funding athletic scholarships
- Building and maintaining state-of-the-art facilities
- Supporting the Student Athlete Academic Center
- Sponsoring outreach to the elementary schools and the community by BYU Student Athletes
- Providing recruiting expenses to help BYU coaches to attract some of the world's premier athletes
- Funding the Nutrition Center and the Student Athlete Fuel Card

## **CONTRIBUTION LEVELS**

There is a Cougar Club membership level for every fan who wants to help BYU continue to build a strong athletic tradition. Annual Members make tax-deductible Cougar Club contributions of between \$60 and \$2,500 each year, based on their financial ability to give and the athletic benefits they want to receive. Legacy Members make an initial contribution of \$10,000 or more and continue their involvement with sustaining annual gifts of \$1,250 or more. To acknowledge the generosity of Club Members, the athletic department makes a number of benefits available to Club Members, including priority seating, parking passes, and Club events. However, the greatest benefit of membership is knowing that the Cougar Club is helping BYU Athletics continue to be one of the nation's top collegiate athletic programs and making a difference in the lives of more than 600 BYU Student Athletes.

## **COUGAR CLUB BENEFITS**

- Seating priority for home and away events, bowl games, and postseason tournaments
- Parking passes
- Cougar Club Newsletter and athletic publications
- Monthly luncheons with BYU coaches and athletes
- Privileges and invitations for Club events and Club travel
- Discounts on exclusive BYU merchandise and commemorative memorabilia
- Cougar Club nights at Olympic sporting events

For more information about the Cougar Club, call 801-422-2583 or visit [www.cougarclub.com](http://www.cougarclub.com).





# LAVELL EDWARDS STADIUM

"YOU GUYS WILL AGREE THAT [LAVELL EDWARDS] STADIUM IS ONE OF THE PRETTIEST SETTINGS OF COLLEGE FOOTBALL. THIS STADIUM IS JUST UNBELIEVABLE."

— KIRK HERBSTREIT

ESPN COLLEGE FOOTBALL ANALYST

## **LAVELL EDWARDS STADIUM**

CAPACITY: 63,470

CONSTRUCTED: 1960 (COUGAR STADIUM)

EXPANDED: 1982

RENAMED: 2000

PLAYING SURFACE: NATURAL GRASS

ELEVATION: 4,338





## **PICTURE PERFECT**

With its 63,470-seat capacity, new video walls and immaculate press boxes, LaVell Edwards Stadium is home to legendary BYU football. Since its expansion in 1982, the stadium has consistently ranked among the nation's top 30 in attendance every year. Some of the stadium's well-known features include a box-bowl seating configuration, a grass playing surface and a four-level press box.

## **THE FIELD**

The field is covered with a sand-based natural turf capable of draining eight inches of rain per hour. The well-kept grass field is consistently deemed one of the best in the country.

## **EXPANSION/SEATING CAPACITY**

As a result of increased seating demands, BYU made yet another renovation in 1982, adding stands to the north and south end zones, lowering the field eight feet and removing the track surrounding the field (which hosted the 1967 and 1975 NCAA Track and Field Championships). The stadium expansion increased the seating capacity to over 65,000. The crowd of 64,253 that gathered for BYU's first game in the expanded stadium on September 25, 1982 was reportedly "the largest gathering ever in Utah history" at the time. In 2003, BYU added a luxury "Club Seating" area to the east stands taking the capacity of Edwards Stadium down to 64,045. In 2010 and 2011 BYU created additional wheelchair access inside the stadium, which reduced the capacity by 575 seats to 63,470.



<b>YEARLY LES ATTENDANCE (1987-2017)</b>			
<b>Year</b>	<b>Gm</b>	<b>Home</b>	<b>Home Avg.</b>
2017	6	337,599	56,267
2016	6	351,413	58,569
2015	6	351,191	58,532
2014	6	342,842	57,141
2013	6	367,349	61,225
2012	6	366,965	61,161
2011	7	421,858	60,265
2010	6	368,283	61,380
2009	6	385,416	64,236
2008	6	384,613	64,102
2007	6	386,980	64,497
2006	6	363,146	60,524
2005	6	349,222	58,204
2004	6	350,849	58,475
2003	6	369,003	61,500
2002	6	373,055	62,176
2001	6	362,699	60,450
2000	6	363,711	60,619
1999	6	391,111	65,185
1998	6	376,210	62,702
1997	6	389,362	64,894
1996	7	440,576	62,939
1995	6	371,780	61,963
1994	6	364,913	60,819
1993	6	392,676	65,446
1992	6	390,476	65,079
1991	6	394,978	65,830
1990	6	396,011	66,002
1989	6	392,252	65,375
1988	6	386,774	64,462
1987	6	391,335	65,223

<b>TOP 10 STADIUM CROWDS (AFTER 2003 STADIUM MODIFICATIONS)</b>		
<b>Date</b>	<b>Opponent</b>	<b>Attendance</b>
Sept. 4, 2004	Notre Dame	65,251
Nov. 24, 2007	Utah	64,749
Oct. 24, 2009	TCU	64,641
Sept. 1, 2007	Arizona	64,525
Oct. 20, 2007	Eastern Washington	64,522
Sept. 22, 2007	Air Force	64,502
Nov. 22, 2003	Utah	64,486
Nov. 3, 2007	Colorado State	64,441
Nov. 19, 2005	Utah	64,312
Nov. 28, 2009	Utah	64,301

<b>LAVELL EDWARDS STADIUM HOME RECORD (1964-2017)</b>			
2017	2-4	1990	6-0
2016	5-1	1989	5-1
2015	6-0	1988	6-0
2014	4-2	1987	4-2
2013	5-1	1986	4-2
2012	5-1	1985	5-1
2011	6-1	1984	6-0
2010	5-1	1983	5-0
2009	4-2	1982	4-1
2008	6-0	1981	4-1
2007	6-0	1980	6-0
2006	6-0	1979	5-0
2005	3-3	1978	4-1
2004	3-3	1977	5-0
2003	1-5	1976	5-1
2002	4-2	1975	3-2
2001	6-0	1974	4-1
2000	4-2	1973	3-3
1999	4-2	1972	3-2
1998	6-0	1971	1-3
1997	4-2	1970	3-2
1996	7-0	1969	4-1
1995	4-2	1968	0-5
1994	4-2	1967	5-0
1993	3-3	1966	4-2
1992	4-2	1965	3-1
1991	6-0	1964	3-2
1990	6-0	<b>Total 238-74</b>	

<b>TOP 5 STADIUM CROWDS (BEFORE 2003 STADIUM MODIFICATIONS)</b>		
<b>Date</b>	<b>Opponent</b>	<b>Attendance</b>
Oct. 16, 1993	Notre Dame	66,247
Sept. 8, 1990	Miami	66,235
Nov. 17, 2001	Utah	66,149
Nov. 18, 1989	Utah	66,110
Nov. 11, 1989	Air Force	66,089

<b>BEST AVERAGE ATTENDANCE IN THE WEST (2017)</b>	
<b>School</b>	<b>Attendance</b>
1. USC	72,683
2. Washington	68,822
<b>3. BYU</b>	<b>56,267</b>
4. UCLA	56,044
5. Oregon	55,483



## EQUIPMENT AND LOCKER ROOMS

The 75-yard-long locker room is patterned after the NFL's Philadelphia Eagles. There is also a special locker room for former BYU players who want to train in Provo during the offseason.

## TRAINING FACILITIES

BYU's training facilities include a newly renovated hydro therapy room with the largest, state-of-the-art aquatic therapy treadmill and two large hot and cold whirlpool therapy pools. BYU's HydroWorx 2000 series underwater treadmill allows up to four people at once with adjustable floor range up to 6 feet, resistance jets speeds up to 10 mph and running speeds up to 8.5 mph. BYU athletes can do full sprinting, unload their body weight for faster recoveries, and watch their body mechanics on monitors thanks to multiple underwater cameras from both front and lateral views. Doctor's offices are on site in the training facilities where bikes, treadmills and the latest equipment are also utilized as trainers and doctors assist and treat BYU athletes.

## STRENGTH AND CONDITIONING CENTER/ PLAYERS' LOUNGE

The football team's Strength and Conditioning Center is conveniently located with easy access from the football locker room in the Student Athlete Building and to the team's practice fields. Most of the equipment was custom built by Free Motion and is sponsored by Icon Health and Fitness. With a new 2,500 square foot addition completed for the 2017 season, the facility features 20 full power racks with platforms as well as reverse hypers, Tomahawk spinning bikes and TVs, Nordic Track incline trainers, Versaclimbers, Scifit upper body bikes, Woodway force treadmills, H/P Cosmos treadmills with Pneu Weight devices, vibratory boards, a step mill, dumbbell areas and a medicine ball wall. Another new addition perched above the Strength and Conditioning Center from a second-floor overlook is the new players' lounge for the team. The lounge features several flat screen television and gaming consoles, along with other game tables and areas to relax.

## STUDENT ATHLETE LIFE & LEARNING CENTER

The SALLC is a comprehensive support area for student-athletes. Services in the SALLC include academic advisors, learning specialists, tutors, mentors, a financial aid counselor, a student wellness and career advisor, multicultural counselor, a sport performance psychologist, and a mental health psychologist. The purpose of the Center is to provide comprehensive support for overall wellbeing of each student-athlete with the purpose of helping them achieve their academic, athletic and career goals. The SALLC also acts as a liaison with Campus Housing and BYU Admission Services regarding housing and initial BYU application questions.

## LEGENDS GRILLE

Fans, coaches and athletes can view TV screens, a ticker tape with world wide sports scores or view specialty events on a projection screen while catching a bite to eat.

## INDOOR PRACTICE FACILITY

The IPF is 106,000 square feet and had new turf put in during the summer of 2017. The building has retractable goalposts, a sideline staging facility for offensive linemen and serves as a practice facility for football in all forms of weather. The indoor surface is brand new field turf and the building features four video platforms located 40 feet above the playing surface. The IPF also serves as an indoor practice area for soccer, golf, baseball and softball teams and a variety of other sports programs, including extramurals and intramurals.



**ARIZONA**

Games played: 23 (10-12-1)  
 at Arizona: 14 (5-8-1)  
 at BYU: 7 (4-3-0)  
 Neutral: 2 (1-1)  
 Average score: 17.1-20.7  
 First game: Sept. 9, 1936, Arizona won 32-6  
 Last game: Sept. 3, 2016, BYU won 18-16

**CALIFORNIA**

Games played: 4 (3-1)  
 at California: 2 (2-0)  
 at BYU: 1 (1-0)  
 Neutral: 1 (0-1)  
 Average score: 38.0-28.5  
 First game: Oct. 9, 1999, BYU won 38-28  
 Last game: Nov. 29, 2014, BYU won 42-35

**WISCONSIN**

Games played: 3 (1-2)  
 at Wisconsin: 2 (1-1)  
 at BYU: 1 (0-1)  
 Neutral: 0 (0-0)  
 Average score: 17.0-23.3  
 First game: Sept. 20, 1980, BYU won 28-3  
 Last game: Sept. 16, 2017, Wisconsin won 40-6

**MCNEESE STATE**

Games played: First meeting

**WASHINGTON**

Games Played: 9 (4-5)  
 at Washington: 4 (1-3)  
 at BYU: 4 (3-1)  
 Neutral: 1 (0-1)  
 Average score: 22.3-27.7  
 First game: Sept. 14, 1985, BYU won 31-3  
 Last game: Dec. 27, 2013, Washington won 31-16

**UTAH STATE**

Games Played: 87 (48-36-3)  
 at Utah State: 38 (17-19-2)  
 at BYU: 46 (28-17-1)  
 Neutral: 3 (3-0)  
 Average score: 22.6-18.4  
 First game: Oct. 7, 1922, Utah State won 41-3  
 Last game: Sept. 29, 2017, Utah State won 40-24

**HAWAII**

Games Played: 30 (22-8)  
 at Hawai'i: 21 (13-8)  
 at BYU: 9 (9-0)  
 Neutral: 0 (0-0)  
 Average score: 26.9-21.4  
 First game: Dec. 10, 1930, Hawai'i won 49-13  
 Last game: Nov. 25, 2017, BYU won 30-20

**NORTHERN ILLINOIS**

Games played: First meeting

**BOISE STATE**

Games Played: 8 (2-6)  
 at Boise State: 4 (0-4)  
 at BYU: 4 (2-2)  
 Neutral: 0 (0-0)  
 Average score: 22.6-29.5  
 First game: Oct. 30, 2003, Boise State won 50-12  
 Last game: Oct. 20, 2016, Boise State won 24-7

**UMASS**

Games Played: 2 (1-1)  
 at UMass: 0 (0-0)  
 at BYU: 2 (1-1)  
 Neutral: 0 (0-0)  
 Average score: 30.5-12.5  
 First game: Nov. 19, 2016, BYU won 51-9  
 Last game: Nov. 18, 2017, UMass won 16-10

**NEW MEXICO STATE**

Games Played: 2 (2-0)  
 at New Mexico State: 1 (1-0)  
 at BYU: 1 (1-0)  
 Neutral: 0 (0-0)  
 Average score: 46.0-10.5  
 First game: Nov. 19, 2011, BYU won 42-7  
 Last game: Nov. 24, 2012, BYU won 50-14

**UTAH**

Games Played: 92 (31-57-4)  
 at Utah: 55 (16-36-3)  
 at BYU: 36 (15-20-1)  
 Neutral: 1 (0-1)  
 Average score: 18.7-24.0  
 First game: Oct. 14, 1922, Utah won 49-0  
 Last game: Sept. 9, 2017, Utah won 19-13





## GAME 1 - at ARIZONA

SATURDAY, SEPTEMBER 1  
ARIZONA STADIUM  
TUCSON, ARIZONA  
TV: ESPN TIME: 7:45 P.M.



### DID YOU KNOW?

Kalani Sitake won his first game as a head coach against the Arizona Wildcats in 2016. Jake Oldroyd hit a 33-yard field goal with four seconds remaining to win it 18-16 at University of Phoenix Stadium.

## GAME 2 - CALIFORNIA

SATURDAY, SEPTEMBER 8  
LAVELL EDWARDS STADIUM  
PROVO, UTAH  
TV: ESPN2 or ESPNU  
TIME: 8:15 P.M.



### DID YOU KNOW?

BYU strength coach Nu'u Tafisi was a starter on the DL for the Cal team that beat BYU 35-28 in the 2005 Las Vegas Bowl. Justin Wilcox, current head coach, was the Golden Bears' LB coach then.

## 2018 SCHEDULE

Sept. 1 BYU  
Sept. 8 at Houston  
Sept. 15 Southern Utah  
Sept. 22 at Oregon State  
Sept. 29 USC  
Oct. 6 California  
Oct. 12 at Utah  
Oct. 20 at UCLA  
Oct. 27 Oregon  
Nov. 2 Colorado  
Nov. 17 at Washington  
Nov. 24 Arizona State

### WILDCATS INFO

Location ..... Tucson, AZ  
Stadium ..... Arizona Stadium  
Capacity ..... 55,675  
Surface ..... FieldTurf  
Colors ..... Cardinal & Navy  
Nickname ..... Wildcats  
Founded ..... 1885  
Conference ..... Pac-12  
President.. Dr. Robert Robbins  
Enrollment ..... 43,500  
Athletic Director .. Dave Heeke

### COACHING STAFF

Head Coach.....Kevin Sumlin  
Years at Arizona..Entering 1st  
Record at Arizona.....0-0  
Years as D1HC ..Entering 11th  
Overall D1HC Record ...86-43  
DC/LB ..... Marcel Yates  
OC/QB..... Noel Mazzone  
IR.....Theron Aych  
OL ..... Joe Gilbert  
RB ..... Clarence McKinney  
CB ..... Demetrice Martin  
OWR ..... Taylor Mazzone  
S.....John Rushing  
DL.....Iona Uiagalelei  
Special Tms..Jeremy Springer

### SERIES INFO

Games played: 23 (10-12-1)  
at Arizona: 14 (5-8-1)  
at BYU: 7 (4-3-0)  
Neutral: 2 (1-1)  
Average score: 17.1-20.7  
First game: Sept. 9, 1936,  
Arizona won 32-6  
Last game: Sept. 3, 2016,  
BYU won 18-16

### TEAM INFO

2017 Record .....7-6  
Pac-12 Record .....5-4  
Final Ranking..... N/A  
Last Bowl 2017 Foster Farms  
Bowl

### MEDIA RELATIONS

Media Relations: Blair Willis  
Office: (520) 621-4163  
Press Box: (520) 621-9363  
E-mail: bmw23@email.  
arizona.edu  
Website:  
www.arizonawildcats.com

## 2018 SCHEDULE

Sept. 1 North Carolina  
Sept. 8 at BYU  
Sept. 15 Idaho State  
Sept. 29 Oregon  
Oct. 6 at Arizona  
Oct. 13 UCLA  
Oct. 20 at Oregon State  
Oct. 27 Washington  
Nov. 3 at Washington State  
Nov. 10 at USC  
Nov. 17 Stanford  
Nov. 24 Colorado

### BEARS INFO

Location ..... Berkeley, CA  
Stadium ...California Memorial  
Capacity ..... 62,467  
Surface ..... FieldTurf  
Colors ..... Blue and Gold  
Nicknames ..... Golden Bears  
Founded ..... 1868  
Conference ..... Pac-12  
Chancellor...Nicholas B. Dirks  
Enrollment.....37,581  
Athletic Director .... H. Michael  
Williams

### COACHING STAFF

Head coach .....Justin Wilcox  
Years at Cal .....Entering 2nd  
Record at Cal.....5-7  
Years as D1HC ..Entering 2nd  
Overall D1HC Record .....5-7  
Assistant HC/OC/TE ..... Beau  
Baldwin  
Assoc. HC Def./ILB..... Peter  
Simron  
PGC/QB...Marques Tuiasosopo  
DC/OLB..... Tim DeRuyter  
DB ..... Gerald Alexander  
WR ..... Nicholas Edwards  
OL ..... Steve Greatwood  
RB ..... Burl Toler III  
DL.....Tony Tuioti  
Special Teams .. Charlie Ragle

### SERIES INFO

Games played: 4 (3-1)  
at California: 2 (2-0)  
at BYU: 1 (1-0)  
Neutral: 1 (0-1)  
Average score: 38.0-28.5  
First game: Oct. 9, 1999,  
BYU won 38-28  
Last game: Nov. 29, 2014,  
BYU won 42-35

### TEAM INFO

2017 Record .....5-7  
Pac-12.....2-7  
Final Ranking..... N/A  
Last Bowl ..... 2015 Armed  
Forces Bowl

### MEDIA RELATIONS

Media Relations: Kyle McCrae  
Office: (510) 643-4723  
Press Box: (510) 642-3098  
E-mail: mcrac@berkeley.edu  
Website: www.calbears.com





## GAME 3 - at WISCONSIN

SATURDAY, SEPTEMBER 15  
CAMP RANDALL STADIUM  
MADISON, WISCONSIN  
TV: ABC, ESPN or ESPN2  
TIME: 2:30 P.M.



### DID YOU KNOW?

This is BYU's third trip to Wisconsin. The Cougars and Badgers split the previous two meetings in Madison. BYU dropped the last one 27-17 but defeated Wisconsin 28-3 in 1980.

## 2018 SCHEDULE

Aug. 31 Western Kentucky  
Sept. 8 New Mexico  
Sept. 15 BYU  
Sept. 22 at Iowa  
Oct. 6 Nebraska  
Oct. 13 at Michigan  
Oct. 20 Illinois  
Oct. 27 at Northwestern  
Nov. 3 Rutgers  
Nov. 10 at Penn State  
Nov. 17 at Purdue  
Nov. 24 Minnesota

### BADGERS INFO

Location . Madison, Wisconsin  
Stadium Camp Randall Stadium  
Capacity ..... 80,321  
Surface ..... FieldTurf  
Colors ..... Cardinal and White  
Nicknames ..... Badgers  
Founded..... 1848  
Conference..... Big Ten  
Chancellor.. Rebecca M. Blank  
Enrollment..... 43,820  
Athletic Director.. Barry Alvarez

### COACHING STAFF

Head Coach..... Paul Chryst  
Years Wisconsin.. Entering 3rd  
Record at Wisconsin ..... 34-7  
Years as D1HC .... Entering 7th  
Overall D1HC Record ... 53-26  
Assoc. HC/OC/OL Joe Rudolph  
DC/DB..... Jim Leonhard  
ILB..... Bob Bostad  
DL..... Inoke Breckterfield  
PGC/WR..... Ted Gilmore  
Sp. Tms..... Chris Haering  
RB ..... John Settle  
OLB ..... Bobby April  
TE..... Mickey Turner

### SERIES INFO

Games played: 3 (1-2)  
at Wisconsin: 2 (1-1)  
at BYU: 1 (0-1)  
Neutral: 0 (0-0)  
Average score: 17.0-23.3  
First game: Sept. 20, 1980,  
BYU won 28-3  
Last game: Sept. 16, 2017,  
Wisconsin won 40-6

### TEAM INFO

2017 Record ..... 13-1  
Big Ten Rec. .... 9-0  
Final Ranking..... 6/7  
Last Bowl ... 2017 Capital One  
Orange Bowl

### MEDIA RELATIONS

Media Relations: Brian Lucas  
Office: (608) 263-5052  
Press Box: (608) 262-7766  
E-mail: bml@athletics.wisc.edu  
Website: www.uwbadgers.com

## GAME 4 - MCNEESE STATE

SATURDAY, SEPTEMBER 22  
LAVELL EDWARDS STADIUM  
PROVO, UTAH  
TV: BYUtv, ESPN3 TIME: 4:00 P.M.



### DID YOU KNOW?

The Cowboys of McNeese State have had 13 consecutive winning seasons entering the 2018 campaign. McNeese State has had just four losing seasons over the past 30 years.

## 2018 SCHEDULE

Sept. 1 at Northern Colorado  
Sept. 8 at Houston Baptist  
Sept. 15 Nicholls State  
Sept. 22 at BYU  
Sept. 29 Stephen F. Austin  
Oct. 6 Abilene Christian  
Oct. 20 at Incarnate Word  
Oct. 27 Central Arkansas  
Nov. 3 at Southeastern Louisiana  
Nov. 10 at Northwestern State  
Nov. 17 Lamar

### COWBOYS INFO

Location ..... Lake Charles, LA  
Stadium..... Cowboy Stadium  
Capacity ..... 17,610  
Surface ..... GeoMax2  
Colors ..... Blue and Gold  
Nicknames ..... Cowboys  
Founded..... 1939  
Conference..... Southland  
President..... Dr. Daryl Burckel  
Enrollment..... 8,162  
Athletic Director..... Bruce  
Hemphill

### COACHING STAFF

Head Coach..... Lance Guidry  
Years at MS..... Entering 3rd  
Record at MS ..... 15-7  
Years as HC..... Same (2-time  
interim)  
Overall HC Record..... 16-8  
OC/WR..... Landon Hoefler  
CoOC/QB..... Kerry Joseph  
RGC/OL..... Ben Norton  
DL..... Lark Herbert  
CB..... Zach Bronson  
RB/SpTms ..... Dennis Smith  
LB..... Charlie Ayro  
S..... Wayne Cordova  
DE ..... Carlos Perez  
TE..... Tyler Bolfig

### SERIES INFO

Games played: First meeting

### TEAM INFO

2017 Record ..... 9-2  
Southland Rec. .... 7-2  
Final Ranking..... N/A  
Last FCS Playoffs..... 2015

### MEDIA RELATIONS

Media Relations:  
Matthew Bonnette  
Office: (337) 475-5926  
E-mail:  
wbonnette@mcneese.edu  
Website:  
www.mcneesesports.com



## GAME 5 - at WASHINGTON

SATURDAY, SEPTEMBER 29

HUSKY STADIUM

SEATTLE, WASHINGTON

TV: TBA TIME: TBA



**DID YOU KNOW?** It's been 10 years since BYU's last trip to Husky Stadium. After Washington's Jake Locker scored a TD with 2 seconds left, an unsportsmanlike conduct penalty pushed the PAT attempt back 15 yards and BYU blocked the try to win 28-27.

### 2018 SCHEDULE

Sept. 1 vs. Auburn  
 Sept. 8 North Dakota  
 Sept. 15 at Utah  
 Sept. 22 Arizona State  
 Sept. 29 BYU  
 Oct. 6 at UCLA  
 Oct. 13 at Oregon  
 Oct. 20 Colorado  
 Oct. 27 at California  
 Nov. 3 Stanford  
 Nov. 17 Oregon State  
 Nov. 23 at Washington State

### HUSKIES INFO

Location ..... Seattle, WA  
 Stadium ..... Husky Stadium  
 Capacity ..... 70,138  
 Surface ..... FieldTurf  
 Colors ..... Purple and Gold  
 Nicknames ..... Huskies  
 Founded ..... 1861  
 Conference ..... Pac-12  
 President ..... Ana Mari Cauce  
 Enrollment ..... 46,081  
 Athletic Director ..... Jennifer Cohen

### COACHING STAFF

Head Coach ..... Chris Petersen  
 Years at UW ..... Entering 5th  
 Record at UW ..... 37-17  
 Years as D1HC ..... Entering 13th  
 Overall D1HC Record ..... 129-29  
 AHC/ILB/Sp.Tms. Bob Gregory  
 DC/DB ..... Jimmy Lake  
 CoDC/OLB. Pete Kwiatkowski  
 DL ..... Ikaika Malloe  
 OC/QB ..... Bush Hamdan  
 CoOC/WR ..... Matt Lubick  
 RB ..... Keith Bhonapha  
 TE ..... Jordan Paopao  
 RGC/OL ..... Scott Huff  
 Asst. DB ..... Will Harris

### SERIES INFO

Games Played: 9 (4-5)  
 at Washington: 4 (1-3)  
 at BYU: 4 (3-1)  
 Neutral: 1 (0-1)  
 Average score: 22.3-27.7  
 First game: Sept. 14, 1985,  
 BYU won 31-3  
 Last game: Dec. 27, 2013,  
 Washington won 31-16

### TEAM INFO

2017 Record ..... 10-3  
 Pac-12 Rec. .... 6-2  
 Final Ranking ..... 15/16  
 Last Bowl .... 2017 Playstation  
 Fiesta Bowl

### MEDIA RELATIONS

Media Relations: Jeff Bechtold  
 Office: (206) 685-7910  
 Press Box: (206) 543-2230  
 E-mail: bechtold@uw.edu  
 Website: www.gohuskies.com

## GAME 6 - UTAH STATE

FRIDAY, OCTOBER 5

LAVELL EDWARDS STADIUM

PROVO, UTAH

TV: ESPN2 TIME: 7:00 P.M.



### DID YOU KNOW?

Former BYU linebacker Uani 'Unga was hired this year as Utah State's outside linebackers coach. 'Unga set the BYU record (Since 2000) for most tackles in a single-season with 143 in 2013.

### 2018 SCHEDULE

Aug. 31 at Michigan State  
 Sept. 8 New Mexico State  
 Sept. 13 Tennessee Tech  
 Sept. 22 Air Force  
 Oct. 5 at BYU  
 Oct. 13 UNLV  
 Oct. 20 at Wyoming  
 Oct. 27 New Mexico  
 Nov. 3 at Hawaii  
 Nov. 10 San Jose State  
 Nov. 17 at Colorado State  
 Nov. 24 at Boise State

### AGGIES INFO

Location ..... Logan, Utah  
 Stadium ..... Maverik Stadium  
 Capacity ..... 25,100  
 Surface ..... AstroTurf  
 Colors ..... Navy Blue, White &  
 Pewter gray  
 Nicknames ..... Aggies  
 Founded ..... 1888  
 Conference ..... Mountain West  
 President ..... Noelle Cockett  
 Enrollment ..... 28,662  
 Athletic Director John Hartwell

### COACHING STAFF

Head Coach ..... Matt Wells  
 Years at USU ..... Entering 6th  
 Record at USU ..... 34-32  
 Years as D1HC ..... same  
 Overall D1HC Record ..... same  
 AHC/CoDC/DL ..... Frank Maile  
 DC/S ..... Keith Patterson  
 OC/QB ..... David Yost  
 OR ..... Jovon Bouknight  
 DB ..... Julius Brown  
 RB ..... DeAndre Smith  
 ILB ..... Stacy Collins  
 OL ..... Steve Farmer  
 OLB ..... Uani 'Unga  
 TE/IR ..... Luke Wells

### SERIES INFO

Games Played: 87 (48-36-3)  
 at Utah State: 38 (17-19-2)  
 at BYU: 46 (28-17-1)  
 Neutral: 3 (3-0)  
 Average score: 22.6-18.4  
 First game: Oct. 7, 1922,  
 Utah State won 41-3  
 Last game: Sept. 29, 2017,  
 Utah State won 40-24

### TEAM INFO

2017 Record ..... 6-7  
 MW Rec. .... 4-4  
 Final Ranking ..... N/A  
 Last Bowl .. 2017 NOVA Home  
 Loans Arizona Bowl

### MEDIA RELATIONS

Media Relations: Doug Hoffman  
 Office: (435) 797-3714  
 SID Fax: (435) 797-2615  
 Press Box: (435) 797-1686  
 E-mail:  
 doug.hoffman@usu.edu  
 Website:  
 www.utahstateaggies.com



## GAME 7 - HAWAI'I

SATURDAY, OCTOBER 13  
LAVELL EDWARDS STADIUM  
PROVO, UTAH  
TV: TBA TIME: TBA



### DID YOU KNOW?

Hawai'i head coach Nick Rolovich quarterbacked the Hawai'i squad that handed BYU its first loss in 2001 after going 12-0 with a 72-45 victory over the Cougars. Rolovich had a career day, throwing for 543 yards and eight touchdowns.

## 2018 SCHEDULE

Aug. 25 at Colorado State  
Sept. 1 Navy  
Sept. 8 Rice  
Sept. 15 at Army  
Sept. 22 Duquesne  
Sept. 29 at San Jose State  
Oct. 6 Wyoming  
Oct. 13 at BYU  
Oct. 20 Nevada  
Oct. 27 at Fresno State  
Nov. 3 Utah State  
Nov. 17 UNLV  
Nov. 24 at San Diego State

### WARRIORS INFO

Location ..... Honolulu, HI  
Stadium ..... Aloha Stadium  
Capacity ..... 50,000  
Surface . Synthetic Infilled Turf  
Colors . Green, Black, White, Silver  
Nicknames . Rainbow Warriors  
Founded ..... 1907  
Conference..... Mountain West  
President..... David Lassner  
Enrollment ..... 20,000  
Athletic Director ..... David A.K.  
Martin

### COACHING STAFF

Head Coach..... Nick Rolovich  
Years at UH ..... Entering Third  
Record at UH ..... 10-16  
Years as D1HC ..... same  
Overall D1HC Record .... same  
AHC/OC/RB ..... Brian Smith  
AHC/ILB ..... Mark Banker  
DC/S ..... Corey Batoon  
PGC/QB..... Craig Stutzmann  
Sp. Tms..... Michael Ghobrial  
CB ..... Abe Elimimian  
WR ..... Andre Allen  
DL ..... Ricky Logo  
OL ..... Mark Weber  
OLB/NICK ..... Jacob Yoro

### SERIES INFO

Games Played: 30 (22-8)  
at Hawaii: 21 (13-8)  
at BYU: 9 (9-0)  
Neutral: 0 (0-0)  
Average score: 26.9-21.4  
First game: Dec. 10, 1930,  
Hawaii won 49-13  
Last game: Nov. 25, 2017,  
BYU won 30-20

### TEAM INFO

2017 Record ..... 3-9  
MW Record ..... 1-7  
Final Ranking..... N/A  
Last Bowl .. 2016 Hawaii Bowl

### MEDIA RELATIONS

Media Relations:  
Derek Inouchi  
Office Phone: (808) 956-4478  
Press Box: (808) 486-1800  
E-mail: inouchi@hawaii.edu  
Website:  
www.hawaiiathletics.com

## GAME 8 - NORTHERN ILLINOIS

SATURDAY, OCTOBER 27  
LAVELL EDWARDS STADIUM  
PROVO, UTAH  
TV: TBA TIME: TBA



### DID YOU KNOW?

Northern Illinois' home field is named Brigham Field at Huskie Stadium, in honor of Robert J. Brigham, a former NIU player, coach, and athletic director. BYU is scheduled to visit the similar namesake in 2020.

## 2018 SCHEDULE

Sept. 1 at Iowa  
Sept. 8 Utah  
Sept. 15 Central Michigan  
Sept. 22 at Florida State  
Sept. 29 at Eastern Michigan  
Oct. 6 at Ball State  
Oct. 13 Ohio  
Oct. 27 at BYU  
Nov. 1 at Akron  
Nov. 7 Toledo  
Nov. 14 Miami of Ohio  
Nov. 20 at Western Michigan

### HUSKIES INFO

Location ..... DeKalb, Illinois  
Stadium ..... Brigham Field at  
Huskie Stadium  
Capacity ..... 23,595  
Surface ..... FieldTurf  
Colors ..... Cardinal and Black  
Nicknames ..... Huskies  
Founded ..... 1895  
Conference..... Mid-American  
President..... Dr. Lisa Freeman  
Enrollment ..... 19,015  
Athletic Director ..... Sean T.  
Frazier

### COACHING STAFF

Head Coach..... Rod Carey  
Years at NIU..... Entering 6th  
Record at NIU ..... 44-24  
Years as D1HC ..... same  
Overall D1HC Record .... same  
AHC/OC/TE... Mike Uremovich  
DC/LB ..... Jeff Knowles  
WR ..... Steve Crutchley  
QB ..... Craig Harmon  
RB ..... Jake Landry  
CB ..... Melvin Rice  
Sp. Tms..... Dan Sabock  
DL ..... Walter Stewart  
RGC/OL ..... Joe Tripodi  
S ..... Tyler Yelk

### SERIES INFO

Games Played: First meeting

### TEAM INFO

2017 Record ..... 8-4  
MAC ..... 6-2  
Final Ranking..... N/A  
Last Bowl ... 2017 Quick Lane  
Bowl

### MEDIA RELATIONS

Media Relations:  
Donna Turner  
Office Phone: (815) 753-9513  
Press Box: (815) 753-0609  
E-mail:  
donnaturner@niu@.edu  
Website:  
www.niuhuskies.com



## GAME 9 - at BOISE STATE

SATURDAY, NOVEMBER 3

ALBERTSONS STADIUM

BOISE, IDAHO

TV: ESPN NETWORKS TIME: TBA



## GAME 10 - at UMASS

SATURDAY, NOVEMBER 10

GILLETTE STADIUM

FOXBOROUGH, MA

TV: TBA TIME: TBA



### DID YOU KNOW?

This is the seventh game in a renewed series and for the first time, the road team won last season with Boise beating the Cougars 24-7 at LaVell Edwards Stadium. BYU has never won on the blue turf.

### DID YOU KNOW?

With a visit to Gillette Stadium, home of the New England Patriots, BYU will play at least one game in an NFL stadium for the fourth consecutive year.

## 2018 SCHEDULE

Sept. 1 at Troy  
 Sept. 8 UConn  
 Sept. 15 at Oklahoma State  
 Sept. 29 at Wyoming  
 Oct. 6 San Diego State  
 Oct. 13 at Nevada  
 Oct. 19 Colorado State  
 Oct. 27 at Air Force  
 Nov. 3 BYU  
 Nov. 9 Fresno State  
 Nov. 16 at New Mexico  
 Nov. 24 Utah State

### BRONCOS INFO

Location ..... Boise, Idaho  
 Stadium .... Albertsons Stadium  
 Capacity ..... 36,387  
 Surface ..... Blue Fieldturf  
 Colors ..... Blue and Orange  
 Nicknames ..... Broncos  
 Founded ..... 1932  
 Conference ..... Mountain West  
 President ..... Robert Kustra  
 Enrollment ..... 22,113  
 Athletic Director .... Curt Apsey

### COACHING STAFF

Head Coach ..... Bryan Harsin  
 Years at BSU ..... Entering 5th  
 Record at BSU ..... 42-12  
 Years as D1HC ..... Entering 6th  
 Overall D1HC Record ... 49-17  
 AHC/TE/Sp.Tms... Kent Riddle  
 DL ..... Chad Kauha'aha'a  
 OC/QB ..... Zak Hill  
 OL ..... Brad Bedell  
 DC/LB ..... Andy Avalos  
 STUD ..... Spencer Danielson  
 WR ..... Eric Kiesau  
 CB ..... Jeff Popovich  
 S ..... Gabe Franklin  
 RB ..... Lee Marks

### SERIES INFO

Games Played: 8 (2-6)  
 at Boise State: 4 (0-4)  
 at BYU: 4 (2-2)  
 Neutral: 0 (0-0)  
 Average score: 22.6-29.5  
 First game: Oct. 30, 2003,  
 Boise State won 50-12  
 Last game: Oct. 20, 2016,  
 Boise State won 24-7

### TEAM INFO

2017 Record ..... 11-3  
 MW Rec. .... 7-1  
 Final Ranking ..... RV/RV  
 Last Bowl ..... 2017 Las Vegas  
 Bowl

### MEDIA RELATIONS

Media Relations: Joe Nickell  
 Office: (208) 426-3868  
 SID Fax: (208) 426-1778  
 Press Box: (208) 426-1408  
 E-mail:  
 joenickell@boisestate.edu  
 Website:  
 www.broncosports.com

## 2018 SCHEDULE

Aug. 25 Duquesne  
 Sept. 1 at Boston College  
 Sept. 8 at Georgia Southern  
 Sept. 15 at FIU  
 Sept. 22 Charlotte  
 Sept. 29 at Ohio  
 Oct. 6 USF  
 Oct. 20 Coastal Carolina  
 Oct. 27 at UConn  
 Nov. 3 Liberty  
 Nov. 10 BYU  
 Nov. 17 at Georgia

### MINUTEMEN INFO

Location ..... Amherst, Mass.  
 Stadium ..... Gillette Stadium  
 Capacity ..... 68,756  
 Surface ..... Grass  
 Colors .... Maroon/White, Black  
 Nicknames ..... Minutemen  
 Founded ..... 1863  
 Conference ..... Independent  
 Chancellor ..... Kumble  
 Subbaswamy  
 Enrollment ..... 28,635  
 Athletic Director: Ryan Bamford

### COACHING STAFF

Head Coach ..... Mark Whipple  
 Years at UMass ..... Entering 11th  
 Record at UMass ..... 61-64  
 Years as D1HC ..... Same  
 Overall D1HC Record .... Same  
 DC/Secondary .... Ed Pinkham  
 RushE ..... Mark Michaels  
 Special Tms ..... Charles Walker  
 CB ..... Steve Costello  
 DL ..... Dave Wissman  
 LB ..... Sean Duggan  
 PGC/QB ..... Spencer Whipple  
 WR ..... Leonard Hankerson  
 OL ..... Mike Foley  
 RB ..... Darrius Smith  
 TE ..... Scott Woodward

### SERIES INFO

Games Played: 2 (1-1)  
 at UMass: 0 (0-0)  
 at BYU: 2 (1-1)  
 Neutral: 0 (0-0)  
 Average score: 30.5-12.5  
 First game: Nov. 19, 2016,  
 BYU won 51-9  
 Last game: Nov. 18, 2017,  
 UMass won 16-10

### TEAM INFO

2017 Record ..... 4-8  
 Final Ranking ..... N/A  
 Last Bowl ..... 1972 Boardwalk  
 Bowl

### MEDIA RELATIONS

Media Relations: Cody Lahl  
 Cell Phone: (845) 750-4225  
 SID Fax: (413) 545-1556  
 Press Box: (413) 545-3550  
 E-mail:  
 clahl@admin.umass.edu  
 Website:  
 www.umassathletics.com



## GAME 11 - NEW MEXICO ST.

SATURDAY, NOVEMBER 17  
LAVELL EDWARDS STADIUM  
PROVO, UTAH  
TV: TBA TIME: TBA



**DID YOU KNOW?** New Mexico State attended a bowl game in 2017 for the first time in almost 60 years. Stangely enough, the Aggies faced Utah State in its last two bowl games, some 57 years apart. New Mexico State won both contests.

### 2018 SCHEDULE

Aug. 25 Wyoming  
Aug. 30 at Minnesota  
Sept. 8 at Utah State  
Sept. 15 New Mexico  
Sept. 22 at UTEP  
Oct. 6 Liberty  
Oct. 13 at Louisiana  
Oct. 20 Georgia Southern  
Oct. 27 at Texas State  
Nov. 3 Alcorn State  
Nov. 17 at BYU  
Nov. 24 at Liberty

### AGGIES INFO

Location ..... Las Cruces, NM  
Stadium ..... Aggie Memorial Stadium  
Capacity ..... 30,343  
Surface ..... FieldTurf  
Colors ..... Crimson and White  
Nicknames ..... Aggies  
Founded ..... 1888  
Conference ..... Independent  
Chancellor .. Garrey Carruthers  
Enrollment ..... 14,852  
Athletic Director Mario Moccia

### COACHING STAFF

Head Coach ..... Doug Martin  
Years at NMS ..... Entering 6th  
Record at NMS ..... 17-44  
Years as D1HC .. Entering 13th  
Overall D1HC Record ... 46-97  
AHC/LB/Sp. Tr. Oliver Soukup  
DC ..... Frank Spaziani  
WR ..... Cory Martin  
QB ..... Chase Holbrook  
TE ..... Chili Davis  
RGC/OL ..... Andy Richman  
DL ..... John Mumford  
RB ..... Matt Christian  
S ..... Brian Bell

### SERIES INFO

Games Played: 2 (2-0)  
at New Mexico State: 1 (1-0)  
at BYU: 1 (1-0)  
Neutral: 0 (0-0)  
Average score: 46.0-10.5  
First game: Nov. 19, 2011,  
BYU won 42-7  
Lasrt game: Nov. 24, 2012,  
BYU won 50-14

### TEAM INFO

2017 Record ..... 7-6  
Sun Belt Record ..... 4-4  
Final Ranking ..... N/A  
Last Bowl ... 2017 Nova Home  
Loans Bowl

### MEDIA RELATIONS

Media Relations: John Vu  
Office Phone: (575) 646-4120  
Press Box: (575) 646-2700  
E-mail: jvu@nmsu.edu  
Website: www.nmstatesports.com

## GAME 12 - at UTAH

SATURDAY, NOVEMBER 24  
RICE-ECCLES STADIUM  
SALT LAKE CITY, UTAH  
TV: TBA TIME: TBA



**DID YOU KNOW?** For the first time since 2010, BYU and Utah will meet at the end of the regular season. Traditionally, the rivalry had been played as one of the last regular season games for decades prior to the Utes moving to the Pac-12 and BYU to independence.

### 2018 SCHEDULE

Aug. 30 Weber State  
Sept. 8 at Northern Illinois  
Sept. 15 Washington  
Sept. 29 at Washington State  
Oct. 6 at Stanford  
Oct. 12 Arizona  
Oct. 20 USC  
Oct. 26 at UCLA  
Nov. 3 at Arizona State  
Nov. 10 Oregon  
Nov. 17 at Colorado  
Nov. 24 BYU

### UTES INFO

Location . Salt Lake City, Utah  
Stadium . Rice-Eccles Stadium  
Capacity ..... 45,807  
Surface ..... FieldTurf  
Colors ..... Red and White  
Nicknames ..... Utes  
Founded ..... 1850  
Conference ..... Pac-12  
President ..... Ruth Watkins  
Enrollment ..... 31,673  
Athletic Director .. Mark Harlan

### COACHING STAFF

Head Coach Kyle Whittingham  
Years at Utah .... Entering 14th  
Record at Utah ..... 111-56  
Years as D1HC ..... Same  
Overall D1HC Record .... Same  
Assoc.HC ..... Gary Andersen  
DC/S ..... Morgan Scalley  
OC/QB ..... Troy Taylor  
Asst. HC/OL ..... Jim Harding  
Co-Sp. Tms/CB Sharrieff Shah  
Co-Sp.Tms/LB ..... Justin Ena  
WR ..... Guy Holliday  
RB ..... Kiel McDonald  
DL ..... Lewis Powell  
TE/Recruiting ..... Freddie Whittingham

### SERIES INFO

Games Played: 92 (31-57-4)  
at Utah: 55 (16-36-3)  
at BYU: 36 (15-20-1)  
Neutral: 1 (0-1)  
Average score: 18.7-24.0  
First game: Oct. 14, 1922,  
Utah won 49-0  
Last game: Sept. 9, 2017,  
Utah won 19-13

### TEAM INFO

2017 Record ..... 7-6  
Pac-12 Rec. .... 3-6  
Final Ranking ..... N/A  
Last Bowl ..... 2017 Zaxby's  
Heart of Dallas Bowl

### MEDIA RELATIONS

Media Relations: Liz Abel  
Office: (801) 581-3510  
SID Fax: (801) 581-4358  
Press Box: (801) 581-4783  
E-mail: label@hunstan.utah.edu  
Website: www.utahutes.com



Entering the 2018 season, BYU will look to start a new streak after missing out last year, snapping a 12-year streak of consecutive bowl games. The Cougars do not have a direct tie-in to one specific bowl game, but would be selected to a bowl as part of an agreement with ESPN. BYU is also eligible for consideration in the the College Football Playoff or a New Year's Six bowl game.



DATE	BOWL GAME	LOCATION	TIME	TV
TBA	Forster Farms Bowl	Santa Clara, CA	TBA	FOX
	SDCCU Holiday Bowl	San Diego, CA	TBA	FS1
	NOVA Home Loans Arizona Bowl	Tucson, AZ	TBA	CBSSN
Saturday, Dec. 15	Celebration Bowl	Atlanta, GA	12:00 p.m.	ABC
	Gildan New Mexico Bowl	Albuquerque, NM	2:00 p.m.	ESPN
	Autonation Cure Bowl	Orlando, FL	2:30 p.m.	CBSSN
	Las Vegas Bowl	Las Vegas, NV	3:30 p.m.	ABC
	Raycom Media Camellia Bowl	Montgomery, AL	5:30 p.m.	ESPN
	R+L Carriers New Orleans Bowl	New Orleans, LA	9:00 p.m.	ESPN
Tuesday, Dec. 18	Cheribundi Tart Cherry Boca Raton Bowl	Boca Raton, FL	7:00 p.m.	ESPN
Wednesday, Dec. 19	Frisco Bowl	Frisco, TX	8:00 p.m.	ESPN
Thursday, Dec. 20	Bad Boy Mowers Gasparilla Bowl	St. Petersburg, FL	8:00 p.m.	ESPN
Friday, Dec. 21	Bahamas Bowl	Nassau, Bahamas	12:30 p.m.	ESPN
	Lockheed Martin Armed Forces Bowl	Fort Worth, TX	3:30 p.m.	ESPN
	Dollar General Bowl	Mobile, Alabama	7:00 p.m.	ESPN
	Hawaii Bowl	Honolulu, HI	10:30 p.m.	ESPN
Wednesday, Dec. 26	Zaxby's Heart of Dallas Bowl	Dallas, TX	1:30 p.m.	ESPN
	Quick Lane Bowl	Detroit, MI	5:15 p.m.	ESPN
	Cactus Bowl	Phoenix, AZ	9:00 p.m.	ESPN
Thursday, Dec. 27	Walk On's Independence Bowl	Shreveport, LA	1:30 p.m.	ESPN
	New Era Pinstripe Bowl	Bronx, NY	5:15 p.m.	ESPN
	Academy Sports + Outdoors Texas	Houston, TX	9:00 p.m.	ESPN
Friday, Dec. 28	Franklin American Mortgage Music City Bowl	Nashville, TN	1:30 p.m.	ESPN
	Camping World Bowl	Orlando, FL	5:15 p.m.	ESPN
	Valero Alamo Bowl	San Antonio, TX	9:00 p.m.	ESPN
Saturday, Dec. 29	Chick-fil-A Peach Bowl	Atlanta, GA	12:00 p.m.	ESPN
	Belk Bowl	Charlotte, NC	12:00 p.m.	ABC
	Capital One Orange Bowl	Miami Gardens, FL	4/8 p.m.	ESPN
	Goodyear Cotton Bowl	Arlington, TX	4/8 p.m.	ESPN
Monday, Dec. 31	Military Bowl	Annapolis, MD	12:00 p.m.	ESPN
	Autozone Liberty Bowl	Memphis, TN	3:45 p.m.	ESPN
	TaxSlayer Gator Bowl	Jacksonville, FL	7:30 p.m.	ESPN
	Hyundai Sun Bowl	El Paso, TX	TBA	CBS
Tuesday, Jan. 1	Outback Bowl	Tampa, FL	12:00 p.m.	ESPN2
	Citrus Bowl	Orlando, FL	1:00 p.m.	ABC
	Playstation Fiesta Bowl	Glendale, AZ	1:00 p.m.	ESPN
	Rose Bowl Game	Pasadena, CA	5:00 p.m.	ESPN
	Allstate Sugar Bowl	New Orleans, LA	8:30 p.m.	ESPN
Monday, Jan. 7	CFP National Championship	Santa Clara, CA	8:00 p.m.	ESPN



## ARIZONA

1936	Arizona 32, BYU 6	(A)
1957	BYU 14, Arizona 14	(A)
1959	BYU 18, Arizona 14	(A)
1962	Arizona 27, BYU 21	(A)
1963	Arizona 33, BYU 7	(A)
1965	BYU 20, Arizona 3	(A)
1966	BYU 16, Arizona 14	(A)
1967	BYU 17, Arizona 14	(H)
1968	Arizona 19, BYU 3	(A)
1969	BYU 31, Arizona 21	(H)
1970	Arizona 24, BYU 17	(A)
1971	Arizona 27, BYU 14	(H)
1972	Arizona 21, BYU 7	(A)
1973	Arizona 24, BYU 10	(H)
1974	BYU 37, Arizona 13	(A)
1975	Arizona 36, BYU 20	(H)
1976	BYU 23, Arizona 16	(A)
1977	BYU 34, Arizona 14	(H)
2006	Arizona 16, BYU 13	(A)
2007	BYU 20, Arizona 7	(H)
2008	Arizona 31, BYU 21	(N)
2016	BYU 18, Arizona 16	(N)

Series: 10-12-1

## CALIFORNIA

1999	BYU 38, Cal 28	(H)
2001	BYU 44, Cal 16	(A)
2005	Cal 35, BYU 28	(N)
2014	BYU 42, Cal 35	(A)

Series: 3-1

## WISCONSIN

1980	BYU 28, WISC 3	(A)
2013	WISC 27, BYU 17	(A)
2017	WISC 40, BYU 6	(H)

Series: 1-2

## MCNEESE STATE

First meeting

Series: 0-0

## WASHINGTON

1985	BYU 31, Wash 3	(H)
1986	Wash 52, BYU 21	(A)
1996	Wash 29, BYU 17	(A)
1997	Wash 42, BYU 20	(H)
1998	Wash 20, BYU 10	(A)
1999	BYU 35, Wash 28	(H)
2008	BYU 28, Wash 27	(A)
2010	BYU 23, Wash 17	(H)
2013	Wash 31, BYU 16	(N)

Series: 4-5

## UTAH STATE

1922	USU 42, BYU 3	(H)
1923	USU 40, BYU 0	(A)
1924	USU 13, BYU 9	(H)
1925	USU 14, BYU 0	(A)
1926	BYU 0, USU 0	(H)
1927	USU 22, BYU 0	(A)
1928	USU 10, BYU 0	(H)
1929	BYU 7, USU 6	(N)
1930	BYU 39, USU 14	(N)
1931	BYU 6, USU 0	(N)
1932	BYU 18, USU 6	(H)
1933	USU 14, BYU 0	(A)
1934	USU 15, BYU 0	(H)
1935	USU 27, BYU 0	(A)
1936	USU 13, BYU 0	(H)
1937	BYU 54, USU 0	(A)
1938	USU 3, BYU 0	(H)
1939	BYU 0, USU 0	(A)
1940	BYU 12, USU 7	(H)
1941	BYU 28, USU 0	(A)
1942	USU 9, BYU 6	(H)
1946	BYU 0, USU 0	(A)
1947	BYU 27, USU 12	(H)
1948	USU 20, BYU 7	(A)
1949	USU 22, BYU 3	(H)
1950	BYU 34, USU 13	(A)
1951	BYU 28, USU 27	(H)
1952	USU 27, BYU 26	(A)
1953	USU 14, BYU 7	(H)
1954	USU 45, BYU 13	(A)
1955	USU 47, BYU 21	(H)
1956	USU 33, BYU 7	(A)
1957	BYU 14, USU 0	(H)
1958	BYU 13, USU 6	(A)
1959	BYU 18, USU 0	(H)
1960	USU 34, BYU 0	(A)
1961	USU 31, BYU 8	(H)
1962	USU 27, BYU 21	(A)
1963	USU 26, BYU 0	(H)
1964	BYU 28, USU 14	(H)
1965	USU 34, BYU 21	(A)
1966	BYU 27, USU 7	(H)
1967	USU 30, BYU 9	(A)
1968	USU 34, BYU 8	(H)
1969	BYU 21, USU 3	(A)
1970	BYU 27, USU 20	(H)
1971	USU 29, BYU 7	(A)
1972	USU 42, BYU 19	(H)
1973	USU 13, BYU 7	(A)
1974	USU 9, BYU 6	(H)
1975	BYU 24, USU 7	(A)
1976	BYU 45, USU 14	(H)
1977	BYU 65, USU 6	(A)
1978	USU 24, BYU 7	(H)
1979	BYU 48, USU 24	(A)

1980	BYU 70, USU 46	(A)
1981	BYU 32, USU 26	(H)
1982	USU 20, BYU 17	(A)
1983	BYU 38, USU 34	(H)
1984	BYU 38, USU 13	(H)
1985	BYU 44, USU 0	(A)
1986	BYU 52, USU 0	(H)
1987	BYU 45, USU 24	(H)
1988	BYU 38, USU 3	(H)
1989	BYU 37, USU 10	(A)
1990	BYU 45, USU 10	(H)
1991	BYU 38, USU 10	(H)
1992	BYU 30, USU 9	(H)
1993	USU 58, BYU 56	(A)
1994	BYU 34, USU 6	(H)
1996	BYU 45, USU 17	(A)
1997	BYU 42, USU 35	(H)
1999	BYU 34, USU 31	(A)
2000	BYU 38, USU 14	(H)
2001	BYU 54, USU 34	(H)
2002	BYU 35, USU 34	(A)
2006	BYU 38, USU 0	(H)
2008	BYU 34, USU 14	(A)
2009	BYU 35, USU 17	(H)
2010	USU 31, BYU 16	(A)
2011	BYU 27, USU 24	(H)
2012	BYU 6, USU 3	(H)
2013	BYU 31, USU 14	(A)
2014	USU 35, BYU 20	(H)
2015	BYU 51, USU 28	(A)
2016	BYU 28, USU 10	(H)
2017	USU 40, BYU 24	(A)

Series: 48-36-3

## HAWAII

1930	UH 49, BYU 13	(A)
1950	UH 39, BYU 7	(A)
1951	BYU 20, UH 7	(H)
1960	UH 13, BYU 6	(A)
1974	UH 15, BYU 13	(A)
1978	BYU 31, UH 13	(A)
1979	BYU 38, UH 15	(H)
1980	BYU 34, UH 7	(A)
1981	BYU 13, UH 3	(A)
1982	BYU 39, UH 25	(H)
1984	BYU 18, UH 13	(A)
1985	BYU 26, UH 6	(A)
1986	BYU 10, UH 3	(A)
1987	BYU 16, UH 14	(A)
1988	BYU 24, UH 23	(A)
1989	UH 56, BYU 14	(A)
1990	UH 59, BYU 28	(A)
1991	BYU 35, UH 18	(H)
1992	UH 36, BYU 32	(A)
1993	BYU 41, UH 38	(H)
1994	BYU 13, UH 12	(A)

1995	BYU 45, UH 7	(H)
1996	BYU 45, UH 14	(A)
1997	BYU 17, UH 3	(H)
1998	BYU 31, UH 9	(A)
2001	UH 72, BYU 45	(A)
2002	BYU 35, UH 32	(H)
2011	BYU 41, UH 20	(A)
2012	BYU 47, UH 0	(H)
2017	BYU 30, UH 20	(A)

Series: 22-8

## NORTHERN ILLINOIS

First meeting

Series: 0-0

## BOISE STATE

2003	BSU 50, BYU 12	(H)
2004	BSU 28, BYU 27	(A)
2012	BSU 7, BYU 6	(A)
2013	BYU 37, BSU 20	(H)
2014	BSU 55, BYU 30	(A)
2015	BYU 35, BSU 24	(H)
2016	BSU 28, BYU 27	(A)
2017	BSU 24, BYU 7	(H)

Series: 2-6

## UMASS

2016	BYU 51, UMass 9	(H)
2017	UMass 16, BYU 10	(H)

Series: 1-1

## NEW MEXICO STATE

2011	BYU 42, NMSU 7	(H)
2012	BYU 50, NMSU 14	(A)

Series: 2-0

## UTAH

1922	UU 49, BYU 0	(A)
1923	UU 15, BYU 0	(H)
1924	UU 35, BYU 6	(A)
1925	UU 27, BYU 0	(H)
1926	UU 40, BYU 7	(A)
1927	UU 20, BYU 0	(H)
1928	BYU 0, UU 0	(A)
1929	UU 45, BYU 13	(A)
1930	UU 34, BYU 7	(A)
1931	UU 43, BYU 0	(A)
1932	UU 29, BYU 0	(A)
1933	UU 21, BYU 6	(A)
1934	UU 43, BYU 0	(A)
1935	UU 32, BYU 0	(H)
1936	UU 18, BYU 0	(A)
1937	UU 14, BYU 0	(A)
1938	BYU 7, UU 7	(A)
1939	UU 35, BYU 13	(H)
1940	UU 12, BYU 6	(A)

1941	BYU 6, UU 6	(A)
1942	BYU 12, UU 7	(A)
1946	UU 35, BYU 6	(H)
1947	UU 28, BYU 6	(A)
1948	UU 30, BYU 0	(H)
1949	UU 38, BYU 0	(A)
1950	BYU 28, UU 28	(H)
1951	UU 7, BYU 6	(A)
1952	UU 34, BYU 6	(A)
1953	UU 33, BYU 32	(A)
1954	UU 12, BYU 7	(H)
1955	UU 41, BYU 9	(A)
1956	UU 41, BYU 6	(H)
1957	UU 27, BYU 0	(A)
1958	BYU 14, UU 7	(A)
1959	UU 20, BYU 8	(A)
1960	UU 17, BYU 0	(A)
1961	UU 21, BYU 20	(A)
1962	UU 35, BYU 20	(A)
1963	UU 15, BYU 6	(A)
1964	UU 47, BYU 13	(A)
1965	BYU 25, UU 20	(H)
1966	BYU 35, UU 13	(A)
1967	BYU 17, UU 13	(H)
1968	UU 30, BYU 21	(A)
1969	UU 16, BYU 6	(H)
1970	UU 14, BYU 13	(A)
1971	UU 17, BYU 15	(H)
1972	BYU 16, UU 7	(A)
1973	BYU 46, UU 22	(A)
1974	BYU 48, UU 20	(H)
1975	BYU 51, UU 20	(H)
1976	BYU 34, UU 12	(A)
1977	BYU 38, UU 8	(H)
1978	UU 23, BYU 22	(A)
1979	BYU 27, UU 0	(H)
1980	BYU 56, UU 6	(A)
1981	BYU 56, UU 28	(H)
1982	BYU 17, UU 12	(A)
1983	BYU 55, UU 7	(H)
1984	BYU 24, UU 14	(A)
1985	BYU 38, UU 28	(H)
1986	BYU 35, UU 21	(A)
1987	BYU 21, UU 18	(H)
1988	UU 57, BYU 28	(A)
1989	BYU 70, UU 31	(H)
1990	BYU 45, UU 22	(A)
1991	BYU 48, UU 17	(H)
1992	BYU 31, UU 22	(A)
1993	UU 34, BYU 31	(H)
1994	UU 34, BYU 31	(A)
1995	UU 34, BYU 17	(H)
1996	BYU 37, UU 17	(A)
1997	UU 20, BYU 14	(H)
1998	BYU 26, UU 24	(A)
1999	UU 20, BYU 17	(H)

2000	BYU 34, UU 27	(A)
2001	BYU 24, UU 21	(H)
2002	UU 13, BYU 6	(A)
2003	UU 3, BYU 0	(H)
2004	UU 52, BYU 21	(A)
2005	UU 41, BYU 34 (OT)	(H)
2006	BYU 33, UU 31	(A)
2007	BYU 17, UU 10	(H)
2008	UU 47, BYU 24	(A)
2009	BYU 26, UU 23 (OT)	(H)
2010	UU 17, BYU 16	(A)
2011	UU 54, BYU 10	(H)
2012	UU 24, BYU 21	(A)
2013	UU 20, BYU 13	(H)
2015	UU 35, BYU 28	(N)
2016	UU 20, BYU 19	(A)
2017	UU 19, BYU 13	(H)

Series: 31-57-4

## BYU

vs.

## 2018 OPPONENTS

### Games played:

260 (124-128-8)

### Road:

141 (56-79-6)

### Home:

111 (64-45-2)

### Neutral:

8 (4-4)

## 2017 FALLS SHORT OF BOWL GAME



BYU came into the 2017 season looking to build on the inaugural success of head coach Kalani Sitake's first year. A record number of injuries and other setbacks derailed the campaign and the Cougars missed a bowl game for the first time in 13 seasons, finishing with a record of 4-9.

The injury bug bit early and often for BYU and at times proved too much to handle. The Cougars had 37 different players miss significant time with an injury in 2017. Of those 37, 25 were members of the two-deep and 13 were projected starters before the season began.

There were some bright spots in the season, first with tight end Matt Bushman on offense, leading the team with 49 receptions, 520 yards and three touchdowns en route to being named a Freshman All-American by USA Today Sports, Chat Sports and 247Sports. His marks were the best among FBS true freshman tight ends and were the best by any BYU tight end since consensus All-American Dennis Pitta in 2009.

Tejan Koroma was named a Pro Football Focus Second Team All-American after completing his fourth-consecutive year as a starter, finishing with 51 starts in his career.

Defensively, Fred Warner was a star, leading the team in tackles to showcase his talent for the next level. The linebacker was taken in the third round by the San Francisco 49ers in the NFL Draft with a 70th overall pick.

The injuries, combined with youth and another strong independent schedule proved daunting. BYU suffered a seven-game losing skid during the season before finishing the year 3-2 to close the final five games.

On the bright side, the Cougars were able to identify depth in new places with so many contributors missing time. Five different players took snaps with Tanner Mangum, Beau Hoge, Joe Critchlow all starting games in addition to Koy Detmer Jr. seeing time on the field. Austin Kafentzis also took several snaps at quarterback, mostly as a situational runner.

BYU won the season opener, improving its game one record to 9-1 over the past 10 seasons. Zayne Anderson secured a late interception to put away a pesky Portland State team with a 20-6 victory at LaVell Edwards Stadium.

The next week, the Cougars were outmatched against SEC power LSU. The Tigers ran past BYU 27-0 in just the third scoreless game for the Cougars in 14 seasons.

The Deseret Duel against Utah came next. A defensive battle ensued and the kicking game was a factor as Utah drilled four field goals in the game and beat BYU for a seventh consecutive season by a score of 19-13. BYU had the ball with a chance to drive the length of the field for the win but Mangum suffered an injury at the end of game that would sideline him for a month.

After Mangum went down, Beau Hoge started two games in his place, performing admirably against Wisconsin on short notice but BYU lost 40-6 against a dominant Badger team. Wisconsin went on to finish the season 13-1, playing in the Big Ten title game and finished ranked No. 7 nationally.

The next week, Hoge also went down with injury against Utah State. Hoge led BYU to a 21-7 lead but in his absence, the Cougars couldn't hold off the comeback and fell to the Aggies in Logan. Detmer took the reins after Hoge to try to hold off the Aggies seven many turnovers doomed BYU in a 40-24 setback.



Despite not being at full health, Mangum returned following the Utah State game but it wasn't enough in the next three as BYU dropped contests against Boise State, Mississippi State and East Carolina.

BYU finally got back on track after two long road trips with a home tilt against San Jose State. Mangum was getting closer to full health and appeared to be his old self again, tossing two touchdowns in the first quarter to give BYU a 14-0 lead and the Cougars never looked back. A 75-yard run from KJ Hall and a third touchdown pass from Mangum later on highlighted a 41-20 drubbing the Cougars desperately needed to snap the seven-game losing streak.

With some momentum and confidence, BYU went on the road to face a surging Fresno State team that was seeking bowl eligibility for the first time in three seasons.

The Bulldogs led 13-6 late in the third quarter when BYU tied it up on a Squally Canada touchdown. After BYU gave up the go-ahead score early in the fourth, Mangum suffered his second injury, this time a season-ender. Hoge entered the game fighting through injuries of his own. A hobbling Hoge did his best but a late turnover ended BYU's hopes of a comeback.

The following week was true freshman Joe Critchlow's chance to start. The youngster shined in his first career start, completing 14 of 22 passes for 160 yards and one touchdown. The game really belonged to Canada, however, with the junior running back running wild to the tune of 213 yards on 25 carries. It was No. 10 in BYU history for rushing yards in a single game. The historic performance took the pressure off Critchlow and BYU won 31-21.

Critchlow started the next game against UMass and this time it was a different story. The Minutemen pressured the youngster every chance they got and sacked him seven times and forced four interceptions. The Cougars fell to UMass 16-10 at LaVell Edwards Stadium, losing on senior night for the first time since 2005.

Determined to end the season on a high note, BYU traveled to Hawai'i during Thanksgiving week, eyeing a win to build momentum for the 2018 season.

The Cougars' ground game was off the races from the get go, with Canada running three times for 68 yards on the opening drive, including a 40-yard touchdown run on just the fifth play of the game. Canada finished with 115 yards in the first half before an injury sidelined him. His jumpstart was enough as BYU stayed ahead the whole game, winning 30-20 to end the season.

In addition to Warner, seven other former players signed NFL deals or received minicamp invitations as undrafted free agents following the draft. Wide receiver Jonah Trinnaman signed with the Arizona Cardinals before going to the Jets, defensive back Micah Hannemann inked a deal with the Browns and former defensive lineman Tomasi Laulile, who was a member of BYU's 2016 team, agreed to a contract with the Indianapolis Colts. All-American center Tejan Koroma accepted minicamp offers from Tennessee and Kansas City to demonstrate his talents before signing a free-agent deal with the Chiefs. Tight end Tanner Baldersee accepted a minicamp invitation from Cleveland, where he joined Hannemann. Defensive lineman Handsome Tanielu and running back Algernon Brown, both joined Koroma with minicamp offers in Kansas City. Brown last played for the Cougars in 2016.

With the book closed on 2017, all eyes turn toward a successful 2018 season.



## 2017 GAME-BY-GAME (GAME 1)

# PORTLAND ST. 6 BYU 20



08.26.2017 • PROVO, UT • LAVELL EDWARDS STADIUM • ESPN • ATT: 55,427

SCORING SUMMARY				PSU	BYU
<b>FIRST QUARTER</b>					
BYU	TD	02:01	PAU'U, N. 28 Yd PASS by MANGUM, T. (ALMOND, R. GOOD)	0	7
<b>SECOND QUARTER</b>					
BYU	TD	07:57	CANADA, S. 1 Yd RUSH (ALMOND, R. GOOD)	0	14
PSU	TD	01:54	ADAMS, Darnell 4 Yd PASS by EASON, Jalani (BROSIO, Noah FAIL)	6	14
<b>FOURTH QUARTER</b>					
BYU	FG	13:22	ALMOND, R. 27 Yd FIELD GOAL	6	17
BYU	FG	02:09	ALMOND, R. 35 Yd FIELD GOAL	6	20

TEAM STAT COMPARISON		
	BYU	PSU
1st Downs	13	14
Rushing 1st Downs	3	3
Passing 1st Downs	10	10
Penalty	0	1
Rushing	171	86
Rushing Attempts	35	36
Yards Gained Rushing	177	114
Yards Lost Rushing	6	28
TDs Rushing	1	0
Passing	194	134
Passes Attempted	27	36
Passes Completed	16	16
Intercepted	0	1
TDs Passing	1	1
Pass Efficiency	131.84	79.32
Pass Efficiency Differential	52.52	-52.52
Total Offensive Plays	62	72
Total Net Yards	365	220
Average Gain Per Play	5.89	3.06
Fumbles - Lost	1 - 0	0 - 0
Penalties - Yards	7 - 70	7 - 70
Interceptions - Yards	1 - 27	0 - 0
Punts - Yards	5 - 213	7 - 335
Average Per Punt	42.60	47.86
Punt Returns - Yards	2 - -5	2 - 2
Kickoff Returns - Yards	2 - 38	3 - 38
Time of Possession	29:39	30:21
Third Down Conversions	4 of 13	7 of 19
Third Down Percent	30.77%	36.84%
Fourth Down Conversions	0 of 1	2 of 4
Fourth Down Percent	0.00%	50.00%
Sacks	3 - 18	1 - 3

### DEFENSE, RUNNING BACKS CHARGE 20-6 SEASON-OPENING WIN OVER VIKINGS

PROVO, Utah – Effective rushing from Squally Canada and Kavika Fonua, along with stingy defense, gave BYU a 20-6 over Portland State in the 2017 season opener Saturday at LaVell Edwards Stadium.

"It was good to get a win," BYU head coach Kalani Sitake said. "We're thankful to be 1-0 but there's a lot to work on. There's improvement needed in all three phases, but we're looking forward to getting better."

Freshman tight end Matt Bushman led BYU receivers with 56 yards on three receptions. Canada had a career-best 98 rushing yards on 16 attempts with a touchdown, while Fonua had 59 yards on seven carries in his first game at running back. Junior quarterback Tanner Mangum completed 16 of 27 passes for 194 yards and a touchdown.

Fred Warner led the Cougars with 10 tackles. Stone Takitaki had seven tackles, including three for loss and two sacks. Zayne Anderson had a late interception — the first of his collegiate career in his first start.

The Cougars outgained the Vikings 365 yards to 220 yards. BYU had three sacks and eight tackles for loss.

The first points of the game came via a 28-yard touchdown pass from Mangum to wide receiver Neil Pau'u with 2:01 on the clock in the first quarter. A 36-yard connection from Mangum to Bushman keyed the four-play, 64-yard drive. Rhett Almond made good on the PAT for a 7-0 lead, which the Cougars held at the end of the period.

Canada punched in a one-yard touchdown run to cap an eight-play, 66-yard touchdown drive in the middle of the second quarter. A 33-yard pass from Mangum to Talon Shumway put BYU in striking range. BYU's lead extended to 14-0 with 7:57 left in the half.

The Vikings closed out a 17-play, 87-yard touchdown drive with 1:54 left until halftime. Jalani Eason completed a four-yard pass to Darnell Adams to get in the end zone. The PAT was missed to make the score 14-6 in favor of the Cougars, which stood as the teams headed into their locker rooms.

Both defenses pitched shutouts in the third quarter, as the gun sounded with BYU up 14-6. The Cougars were driving, with the ball on the Portland State 48 yardline.

The first play of the fourth quarter was a 34-yard run from Canada that put BYU on the Viking 14 yardline. Almond hit a 27-yard field goal to put the Cougars up 17-6 with 13:22 left in the game.

Anderson picked off a pass for BYU's first defensive takeaway late in the quarter and returned it 27 yards to the Portland State 23 yardline. Almond came on for a 35-yard attempt and kicked it down the middle for the 20-6 lead.

BYU Top Passing							
	C-Att-Int	Yds	Y/A	Lng	TD	Sack	Effic
Tanner Mangum	16-27-0	194	7.2	36	1	1	131.84

BYU Top Rushers							
	No	Gain	Loss	Net	Avg	Lng	TD
Squally Canada	16	99	1	98	6.1	34	1
Kavika Fonua	7	59	0	59	8.4	34	0
KJ Hall	3	11	0	11	3.7	4	0
Jonah Trin-	1	4	0	4	4.0	4	0
Ula Tolutau	1	3	0	3	3.0	3	0

BYU Top Receivers						
	No	Yds	Avg	Lng	TD	
Aleva Hifo	4	16	4.0	6	0	
Matt Bushman	3	56	18.7	36	0	
Talon Shumway	2	47	23.5	33	0	

BYU Defensive Highlights								
	Tot	Solo	Ast	Sacks	TFL/Y	PBU	FF	QBH
Fred Warner	10	7	3	0	1/1	0	0	0
Stone Takitaki	7	6	1	2	3/20	0	0	0
Adam Pulsipher	7	5	2	0	0/0	0	0	0

# 2017 GAME-BY-GAME (GAME 2)

# BYU LSU

# 0 27



09.2.2017 • NEW ORLEANS, LA • MERCEDES-BENZ SUPERDOME • ESPN • ATT: 53,826

SCORING SUMMARY					BYU	LSU
<b>SECOND QUARTER</b>						
LSU	TD	14:22	Derrius Guice 4 Yd RUSH (Jack Gonsoulin GOOD)		0	7
LSU	TD	11:53	Derrius Guice 1 Yd RUSH (Jack Gonsoulin GOOD)		0	14
<b>THIRD QUARTER</b>						
LSU	FG	08:00	Jack Gonsoulin 23 Yd FIELD GOAL		0	17
LSU	FG	03:08	Jack Gonsoulin 29 Yd FIELD GOAL		0	20
<b>FOURTH QUARTER</b>						
LSU	TD	08:12	Darrel Williams 1 Yd RUSH (Jack Gonsoulin GOOD)		0	27

TEAM STAT COMPARISON			
	BYU	LSU	
1st Downs	6	26	
Rushing 1st Downs	1	16	
Passing 1st Downs	4	8	
Penalty	1	2	
Rushing	-5	296	
Rushing Attempts	14	57	
Yards Gained Rushing	20	304	
Yards Lost Rushing	25	8	
TDs Rushing	0	3	
Passing	102	183	
Passes Attempted	24	18	
Passes Completed	12	15	
Intercepted	1	0	
TDs Passing	0	0	
Pass Efficiency	77.37	168.73	
Pass Efficiency Differential	-91.36	91.36	
Total Offensive Plays	38	75	
Total Net Yards	97	479	
Average Gain Per Play	2.55	6.39	
Fumbles - Lost	0 - 0	0 - 0	
Penalties - Yards	5 - 39	10 - 86	
Interceptions - Yards	0 - 0	1 - 0	
Punts - Yards	7 - 294	1 - 42	
Average Per Punt	42.00	42.00	
Punt Returns - Yards	0 - 0	3 - 26	
Kickoff Returns - Yards	5 - 96	1 - 21	
Time of Possession	18:06	41:54	
Third Down Conversions	2 of 10	5 of 10	
Third Down Percent	20.00%	50.00%	
Fourth Down Conversions	0 of 1	0 of 1	
Sacks	0 - 0	3 - 25	
Sacks	3 - 18	1 - 3	

## NO. 13 LSU RUNS PAST BYU IN ADVOCARE TEXAS KICKOFF

NEW ORLEANS – No. 13 LSU dominated BYU in a 27-0 shutout in the 2017 AdvoCare Texas Kickoff Saturday night at the Mercedes-Benz Superdome.

The Tigers smothered BYU's offense and outgained the Cougars 479 to 97 in total yards. The Cougars couldn't ever find a rhythm on offense and were limited to 38 offensive plays while possessing the football for just over 18 minutes.

Freshman tight end Matt Bushman led BYU receivers with 43 yards on four receptions while sophomore wide receiver Micah Simon caught two passes for 28 yards. Junior quarterback Tanner Mangum completed 12 of 24 passes for 102 yards and an interception.

Marvin Hifo led the team with 10 tackles. Troy Warner added nine tackles and four solo stops.

The game remained scoreless through the first quarter. LSU was the first to put points on the board on a 13-play, 66-yard touchdown drive 38 seconds into the second quarter. Running back Derrius Guice rushed for four yards to the end zone and Jack Gonsoulin connected on the PAT to put the Tigers up 7-0.

Andraez Williams intercepted a pass moments later from Mangum on the Cougars' first play of the next drive. DJ Clark caught a 52-yard reception from quarterback Danny Etling to put the Tigers inside the five-yard line. Guice scored his second touchdown of the night on a one-yard run, giving LSU a 14-0 advantage.

LSU marched 65 yards down the field before Gonsoulin missed a 34-yard field goal wide right with just 1:43 left in the half. The Tigers maintained their lead, 14-0, heading into the locker room.

On back-to-back LSU drives, Gonsoulin hit two field goals from 23 and 29 yards out, respectively, to make the score 20-0 in favor of the Tigers with 3:08 left in the third quarter.

The BYU defense held LSU on a critical fourth-and-goal on the three yardline seven minutes into the fourth quarter. The Cougars turned the ball over on downs after a fake punt and Darrel Williams rushed one yard for a touchdown, making it 27-0 for the Tigers.

BYU Top Passing							
	C-Att-Int	Yds	Y/A	Lng	TD	Sack	Effic
Tanner Mangum	12-24-1	102	4.2	17	0	3	77.37

BYU Top Rushers							
	No	Gain	Loss	Net	Avg	Lng	TD
Squally Canada	5	8	0	8	1.6	3	0
Kavika Fonua	3	6	0	6	2.0	4	0
Jonny Linehan	1	0	0	0	0.0	0	0
Brayden El-Bakri	1	0	0	0	0.0	0	0
Tanner Mangum	4	6	25	-19	-4.8	6	0

BYU Top Receivers						
	No	Yds	Avg	Lng	TD	
Matt Bushman	4	43	10.8	17	0	
Talon Shumway	3	18	6.0	9	0	
Micah Simon	2	28	14.0	15	0	

BYU Defensive Highlights							
	Tot	Solo	Ast	Sacks	TFL/Y	PBU	FF
Marvin Hifo	10	3	7	0	0/0	0	0
Troy Warner	9	4	5	0	0/0	0	0
Butch Pau'u	8	3	5	0	0/0	0	0

## 2017 GAME-BY-GAME (GAME 3)

UTAH  
BYU19  
13

09.9.2017 • PROVO, UT • LAVELL EDWARDS STADIUM • ESPN • ATT: 63,470

SCORING SUMMARY				UTAH	BYU
<b>FIRST QUARTER</b>					
UTAH	FG	06:22	Gay, Matt 21 Yd FIELD GOAL	3	0
<b>SECOND QUARTER</b>					
UTAH	FG	06:02	Gay, Matt 25 Yd FIELD GOAL	6	0
UTAH	FG	00:00	Gay, Matt 31 Yd FIELD GOAL	9	0
<b>THIRD QUARTER</b>					
UTAH	TD	12:49	Huntley, Tyler 5 Yd RUSH (Gay, Matt GOOD)	16	0
BYU	TD	09:47	TOLUTAU, U. 1 Yd RUSH (MANGUM, T. FAIL)	16	6
UTAH	FG	02:35	Gay, Matt 38 Yd FIELD GOAL	19	6
<b>FOURTH QUARTER</b>					
BYU	TD	02:38	DYE, T. 7 Yd PASS by MANGUM, T. (ALMOND, R. GOOD)	19	13

TEAM STAT COMPARISON			
	BYU	UTAH	
1st Downs	13	18	
Rushing 1st Downs	3	6	
Passing 1st Downs	8	11	
Penalty	2	1	
Rushing	63	116	
Rushing Attempts	24	36	
Yards Gained Rushing	87	140	
Yards Lost Rushing	24	24	
TDs Rushing	1	1	
Passing	170	314	
Passes Attempted	39	37	
Passes Completed	21	28	
Intercepted	3	0	
TDs Passing	1	0	
Pass Efficiency	83.54	146.96	
Pass Efficiency Differential	-63.42	63.42	
Total Offensive Plays	63	73	
Total Net Yards	233	430	
Average Gain Per Play	3.70	5.89	
Fumbles - Lost	0 - 0	3 - 2	
Penalties - Yards	4 - 35	11 - 97	
Interceptions - Yards	0 - 0	3 - 35	
Punts - Yards	6 - 264	5 - 254	
Average Per Punt	44.00	50.80	
Punt Returns - Yards	1 - -1	3 - 14	
Kickoff Returns - Yards	1 - 45	2 - 22	
Time of Possession	27:33	32:27	
Third Down Conversions	6 of 15	3 of 14	
Third Down Percent	40.00%	21.43%	
Fourth Down Conversions	0 of 1	1 of 2	
Fourth Down Percent	0.00%	50.00%	
Sacks	0 - 0	3 - 24	

## BYU COMES UP SHORT IN 19-13 LOSS TO UTAH

PROVO, Utah – BYU's late comeback bid fell short in a 19-13 loss to No. 23 Utah Saturday at LaVell Edwards Stadium.

Freshman Ula Tolutau and junior Trey Dye scored their first collegiate touchdowns for the Cougars. Freshman tight end Matt Bushman led BYU with six receptions for 50 yards. Junior quarterback Tanner Mangum completed 21 of 39 passes for 170 yards and a touchdown, with three interceptions.

The Cougar defense allowed Utah to convert on just 3 of 14 third-down attempts. Fred Warner and Corbin Kaufusi forced fumbles, and Fred Warner and Troy Warner had fumble recoveries.

BYU got the ball with a chance to win the game down by six points and 1:34 left in the game, but turned the ball over on downs before the Utes ran the clock out.

Utah opened the scoring with a 21-yard field goal. The Utes returned an interception to the BYU 9-yard line before settling for a 3-0 lead nine minutes into the first quarter.

With 9:36 left in the first half, Rhett Almond missed a 28-yard Cougar field goal to the left.

Primed by a 48-yard pass play, Utah made its second field goal, this time from 25 yards out, to lead 6-0 with 6:02 on the second quarter clock. The Utes hit their third field goal as the first half clock ran out for a 9-0 lead heading into the break.

Following another Utah interception, the Utes scored the game's first touchdown early in the third quarter. Quarterback Tyler Huntley ran five yards to cross the goal line and put Utah up 16-0.

Tolutau gave BYU a touchdown with 9:47 on the third quarter clock. After Fred Warner recovered a fumble on the Utah 22-yard line, Tolutau had four rushes for 22 yards on the drive. The Cougars failed on a two-point conversion attempt to trail 16-6.

The Utes' fourth field goal, a 38-yarder, came with 2:35 left in the third quarter and put Utah up 19-6.

Mangum led BYU on an 11-play, 76-yard touchdown drive late in the fourth quarter. He found Dye in the endzone for a seven-yard touchdown pass with 2:38 on the clock to cut the Cougar deficit to 19-13.

BYU was able to get the ball back with over two minutes to play but failed to get a first down to extend the game.

BYU Top Passing							
	C-Att-Int	Yds	Y/A	Lng	TD	Sack	Effic
Tanner Mangum	21-39-3	170	4.4	20	1	3	83.54

BYU Top Rushers							
	No	Gain	Loss	Net	Avg	Lng	TD
Ula Tolutau	5	25	0	25	5.0	13	1
Kavika Fonua	8	22	0	22	2.8	7	0
Trey Dye	2	6	0	6	3.0	4	0
Beau Tanner	1	6	0	6	6.0	6	0
Jonah Trin-	1	5	0	5	5.0	5	0

BYU Top Receivers						
	No	Yds	Avg	Lng	TD	
Matt Bushman	6	50	8.3	20	0	
Aleva Hifo	4	23	5.8	12	0	
Talon Shumway	3	36	12.0	20	0	

BYU Defensive Highlights								
	Tot	Solo	Ast	Sacks	TFL/Y	PBU	FF	QBH
Fred Warner	8	6	2	0	1/1	0	1	0
Corbin Kaufusi	8	6	2	0	0.5/2	0	1	0
Tanner Jacobson	7	6	1	0	0/0	0	0	0

## 2017 GAME-BY-GAME (GAME 4)

# WISCONSIN 40 BYU 6



09.16.2017 • PROVO, UT • LAVELL EDWARDS STADIUM • ABC • ATT: 61,143

SCORING SUMMARY				WIS	BYU
<b>FIRST QUARTER</b>					
WIS	FG	09:41	Gaglianone, R. 23 Yd FIELD GOAL	3	0
BYU	FG	02:47	ALMOND, R. 31 Yd FIELD GOAL	3	3
WIS	TD	00:00	Taylor, J. 1 Yd RUSH (Gaglianone, R. GOOD)	10	3
<b>SECOND QUARTER</b>					
WIS	TD	07:55	Cephus, Quintez 9 Yd PASS by Hornibrook, A. (Gaglianone, R. GOOD)	17	3
WIS	TD	00:25	Cephus, Quintez 15 Yd PASS by Hornibrook, A. (Gaglianone, R. GOOD)	24	3
BYU	FG	00:00	ALMOND, R. 32 Yd FIELD GOAL	24	6
<b>THIRD QUARTER</b>					
WIS	TD	02:59	Taylor, A.J. 18 Yd PASS by Hornibrook, A. (Gaglianone, R. GOOD)	31	6
<b>FOURTH QUARTER</b>					
WIS	TD	07:00	Fumagalli, Troy 19 Yd PASS by Hornibrook, A. (Gaglianone, R. GOOD)	38	6
WIS	SAF	06:41	TEAM 0 Yd	40	6

TEAM STAT COMPARISON			
	BYU	WIS	
1st Downs	11	28	
Rushing 1st Downs	5	19	
Passing 1st Downs	5	9	
Penalty	1	0	
Rushing	81	235	
Rushing Attempts	26	49	
Yards Gained Rushing	103	255	
Yards Lost Rushing	22	20	
TDs Rushing	0	1	
Passing	111	256	
Passes Attempted	20	19	
Passes Completed	11	18	
Intercepted	2	0	
TDs Passing	0	4	
Pass Efficiency	81.62	277.39	
Pass Efficiency Differential	-195.77	195.77	
Total Offensive Plays	46	68	
Total Net Yards	192	491	
Average Gain Per Play	4.17	7.22	
Fumbles - Lost	1 - 0	0 - 0	
Penalties - Yards	5 - 33	6 - 56	
Interceptions - Yards	0 - 0	2 - 2	
Punts - Yards	4 - 171	2 - 93	
Average Per Punt	42.75	46.50	
Punt Returns - Yards	1 - 1	2 - 3	
Kickoff Returns - Yards	3 - 50	2 - 65	
Time of Possession	19:51	40:09	
Third Down Conversions	5 of 12	8 of 12	
Third Down Percent	41.67%	66.67%	
Fourth Down Conversions	0 of 0	1 of 1	
Fourth Down Percent	0.00%	100.00%	

### BYU OVERPOWERED IN 40-6 LOSS TO WISCONSIN

PROVO, Utah – BYU couldn't get in the end zone and dropped Saturday's game 40-6 against No. 10/12 Wisconsin at LaVell Edwards Stadium.

"Congratulations to Wisconsin," BYU head coach Kalani Sitake said. "You can see why they're highly ranked. I was disappointed with the result, obviously. We need to play consistently better on both sides of the ball."

Sophomore quarterback Beau Hoge made his first career start at BYU. He completed 11 of 20 passes for 111 yards with two interceptions. Ula Tolutau led the Cougar ground attack with 58 yards on 13 carries. Micah Simon pulled in three receptions for 60 yards.

Fred Warner, Micah Hannemann and Butch Pau'u each had seven total tackles for the BYU defense. Corbin Kaufusi notched four tackles and a sack.

On the first possession, Hoge was picked off deep in BYU territory. The Cougar defense limited Wisconsin to a 23-yard field goal with 9:42 on the clock for a 3-0 Badger lead.

BYU responded with its own field goal to tie the game at 3-3 with three minutes left in the first quarter. Rhett Almond made a 31-yard field goal after the offense went 61 yards on 14 plays. Tolutau had five carries for 38 yards on the drive.

As the first-quarter clock ran out, Wisconsin found the end zone for the game's first touchdown. Jonathan Taylor's one-yard run crossed the goal line and put Wisconsin up 10-3.

Halfway through the second quarter, the Badgers took a 17-3 lead after a nine-yard touchdown pass from Hornibrook to Quintez Cephus.

Wisconsin scored another touchdown with 25 seconds left in the half. Hornibrook connected with Cephus for 15 yards to make it 24-3 for the Badgers.

A 50-yard pass play from Hoge to Simon set up a field goal attempt for Almond at the end of the first half. He made the 32-yarder for a 24-6 BYU deficit at the half.

An 18-yard touchdown pass from Hornibrook to A.J. Taylor made it 31-6 for Wisconsin with three minutes left in the third quarter. Hornibrook threw his fourth touchdown pass of the game just over halfway through the fourth quarter. He found Troy Fumagalli in the middle of the end zone for a 19-yard pass that gave the Badgers a 38-6 lead.

Hoge was sacked for a safety thirty seconds after Wisconsin's touchdown to extend the Badgers' lead to 40-6, which they held as the game clock ran out.

BYU Top Passing							
	C-Att-Int	Yds	Y/A	Lng	TD	Sack	Effic
Beau Hoge	11-20-2	111	5.5	50	0	2	81.62

BYU Top Rushers							
	No	Gain	Loss	Net	Avg	Lng	TD
Ula Tolutau	13	58	0	58	4.5	18	0
Squally Canada	3	9	0	9	3.0	4	0
Austin Kafentzis	2	7	0	7	3.5	7	0

BYU Top Receivers						
	No	Yds	Avg	Lng	TD	
Talon Shurmway	4	29	7.2	8	0	
Micah Simon	3	60	20.0	50	0	

BYU Defensive Highlights									
	Tot	Solo	Ast	Sacks	TFL/Y	PBU	FF	QBH	
Butch Pau'u	7	6	1	0	0/0	1	0	0	0
Fred Warner	7	5	2	0		0	0	0	0

## 2017 GAME-BY-GAME (GAME 5)

# BYU

# 24

# UTAH STATE

# 40



09.29.2017 • LOGAN, UT • MAVERIK STADIUM • CBS SPORTS • ATT: 24,112

SCORING SUMMARY					BYU	USU
FIRST QUARTER						
USU	TD	11:40	RAYMOND, Dax 32 Yd PASS by MYERS, Kent (EBERLE, Dominik GOOD)		0	7
BYU	TD	09:18	HANNEMANN, M. 46 Yd INT (ALMOND, R. GOOD)		7	7
SECOND QUARTER						
BYU	TD	14:51	EL-BAKRI, B. 26 Yd PASS by HOGE, B. (ALMOND, R. GOOD)		14	7
BYU	TD	13:30	TANNER, B. 40 Yd PASS by HOGE, B. (ALMOND, R. GOOD)		21	7
USU	TD	11:02	DAVIS, Jalen 30 Yd INT (EBERLE, Dominik GOOD)		21	14
USU	TD	01:11	TARVER, R. 36 Yd PASS by MYERS, Kent (EBERLE, Dominik GOOD)		21	21
USU	FG	00:03	EBERLE, Dominik 32 Yd FIELD GOAL		21	24
THIRD QUARTER						
USU	FG	12:56	EBERLE, Dominik 40 Yd FIELD GOAL		21	27
FOURTH QUARTER						
USU	TD	14:52	MYERS, Kent 19 Yd RUSH (MYERS, Kent FAIL)		21	33
BYU	FG	12:28	ALMOND, R. 37 Yd FIELD GOAL		24	33
USU	TD	03:00	DAVIS, Jalen 50 Yd INT (EBERLE, Dominik GOOD)		24	40

**TEAM STAT COMPARISON**

	BYU	USU
1st Downs	20	14
Rushing 1st Downs	11	7
Passing 1st Downs	9	6
Penalty	0	1
Rushing	210	112
Rushing Attempts	46	44
Yards Gained Rushing	238	155
Yards Lost Rushing	28	43
TDs Rushing	0	1
Passing	186	176
Passes Attempted	29	30
Passes Completed	12	16
Intercepted	4	1
TDs Passing	2	2
Pass Efficiency	90.43	117.95
Pass Efficiency Differential	-27.52	27.52
Total Offensive Plays	75	74
Total Net Yards	396	288
Average Gain Per Play	5.28	3.89
Fumbles - Lost	3 - 3	1 - 0
Penalties - Yards	8 - 55	4 - 38
Interceptions - Yards	1 - 46	4 - 121
Punts - Yards	4 - 161	8 - 352
Average Per Punt	40.25	44.00
Punt Returns - Yards	2 - 9	2 - 1
Kickoff Returns - Yards	5 - 41	3 - 55
Time of Possession	28:49	31:11
Third Down Conversions	4 of 14	7 of 21
Third Down Percent	28.57%	33.33%
Fourth Down Conversions	0 of 3	0 of 2
Sacks	4 - 24	0 - 0
Sacks	3 - 18	1 - 3

**BYU FALLS TO UTAH STATE ON THE ROAD, 40-24**

LOGAN, Utah – Plagued by turnovers, BYU fell to Utah State 40-24 Friday night at Maverik Stadium.

The Cougars had a season-high 210 rushing yards but couldn't overcome seven turnovers. Running back Ula Tolutau recorded his first career 100-yard rushing game with 102 yards on 21 carries.

Beau Hoge completed 5 of 9 for 95 yards and two touchdowns. Koy Detmer Jr. came in midway through the second quarter and was 7 of 20 for 91 yards.

The Aggies scored on their opening drive, marching 75 yards down the field on nine plays. Dax Raymond caught a 32-yard touchdown pass from quarterback Kent Myers.

Micah Hannemann recorded the Cougars' first pick-six of the season and the first of his career, returning it 46 yards with 9:08 left in the quarter. It was his fourth career interception and a career-long interception as well. Rhett Almond's PAT evened the score 7-7.

BYU started off the second quarter with a trick play. Austin Kafentzis took a direct snap and tossed it to Micah Simon, who handed it to Hoge. Hoge then completed a pass to Brayden El-Bakri at the 10-yard line and he took it into the end zone for the 26-yard touchdown.

After the Cougar defense forced the Aggies to punt, Hoge capped a three-play, 55-yard, 53-second drive by connecting with Beau Tanner on a 40-yard touchdown pass. The scoring play was initially ruled incomplete but a review showed that Tanner got one foot down in the end zone before going out of bounds. Following the PAT, BYU took a 21-7 lead.

Utah State had a pick-six of its own as Jalen Davis grabbed the ball after it bounced off the shoulder pad of a teammate. The score came with 11:02 left in the quarter and closed the gap to 21-14. The Aggies found the end zone a third time as Myers threw a 26-yard pass to Ron'quavion Tarver, tying the game 21-21 just before halftime. Utah State intercepted the ball less than a minute later, resulting in a 32-yard field goal to give the Aggies their first lead of the night, 24-21.

Utah State recovered a BYU fumble early in the third quarter en route to a 40-yard field goal to extend its advantage, 27-21. Moments into the fourth, Myers ran 19 yards into the end zone, putting the Aggies up 33-21.

Detmer connected with Jonah Trinnaman on a 39-yard pass to set up a 37-yard field goal from Almond with 12:28 on the clock for a score of 33-24.

Utah State had its second pick-six of the night at the 50-yard line with three minutes left for a final score of 40-24.

**BYU Top Passing**

	C-Att-Int	Yds	Y/A	Lng	TD	Sack	Effic
Beau Hoge	5-9-1	95	10.6	40	2	0	195.33
Koy Detmer Jr.	7-20-3	91	4.5	39	0	0	43.22

**BYU Top Rushers**

	No	Gain	Loss	Net	Avg	Lng	TD
Ula Tolutau	21	105	3	102	4.9	15	0
Squally Canada	12	69	0	69	5.8	18	0

**BYU Top Receivers**

	No	Yds	Avg	Lng	TD
Neil Pau'u	4	26	6.5	11	0
Matt Bushman	2	23	11.5	12	0

**BYU Defensive Highlights**

	Tot	Solo	Ast	Sacks	TFL/Y	PBU	FF	QBH
Zayne Anderson	9	3	6	0	0/0	0	0	0
Sione Takitaki	9	2	7	0.5	1.5/7	0	0	0



## 2017 GAME-BY-GAME (GAME 6)

# BOISE STATE 27 BYU 7



10.6.2017 • PROVO, UT • LAVELL EDWARDS STADIUM • ESPN • ATT: 59,753

SCORING SUMMARY					BSU	BYU
FIRST QUARTER						
BYU	TD	07:08	TOLUTAU, U. 3 Yd RUSH (ALMOND, R. GOOD)		0	7
SECOND QUARTER						
BSU	TD	11:51	MATTISON, Alex 12 Yd RUSH (HOGGARTH, Haden GOOD)		7	7
BSU	FG	03:49	HOGGARTH, Haden 20 Yd FIELD GOAL		10	7
BSU	TD	00:36	MODSTER, Sean 24 Yd PASS by RYPIEN, Brett (HOGGARTH, Haden GOOD)		17	7
FOURTH QUARTER						
BSU	TD	14:18	MATTISON, Alex 2 Yd RUSH (HOGGARTH, Haden GOOD)		24	7

TEAM STAT COMPARISON		
	BYU	BSU
1st Downs	12	19
Rushing 1st Downs	4	10
Passing 1st Downs	8	8
Penalty	0	1
Rushing	66	158
Rushing Attempts	23	47
Yards Gained Rushing	71	174
Yards Lost Rushing	5	16
TDs Rushing	1	2
Passing	172	142
Passes Attempted	37	20
Passes Completed	20	15
Intercepted	2	1
TDs Passing	0	1
Pass Efficiency	82.29	141.14
Pass Efficiency Differential	-58.85	58.85
Total Offensive Plays	60	67
Total Net Yards	238	300
Average Gain Per Play	3.97	4.48
Fumbles - Lost	0 - 0	1 - 0
Penalties - Yards	3 - 35	1 - 5
Interceptions - Yards	1 - 20	2 - 87
Punts - Yards	5 - 207	3 - 150
Average Per Punt	41.40	50.00
Punt Returns - Yards	3 - 8	1 - 9
Kickoff Returns - Yards	2 - 35	2 - 53
Time of Possession	27:39	32:21
Third Down Conversions	5 of 14	8 of 15
Third Down Percent	35.71%	53.33%
Fourth Down Conversions	1 of 4	0 of 2
Fourth Down Percent	25.00%	0.00%
Sacks	0 - 0	1 - 1

### BOISE STATE SHUTS DOWN COUGARS 24-7

PROVO, Utah – BYU scored a first-possession touchdown but couldn't find the end zone again in a 24-7 loss against Boise State Friday night at LaVell Edwards Stadium.

"We did some positive things," BYU head coach Kalani Sitake said. "We really don't have a chance to compete if we're unproductive on offense though. We're anxious to get to work and fix things."

Freshman tight end Matt Bushman had career highs of seven receptions and 65 yards against the Broncos. Junior quarterback Tanner Mangum completed 18 of 33 passes for 164 yards on the game, but was picked off twice.

Freshman Joe Critchlow got his first collegiate action behind center, with 2 of 4 passes complete for eight yards. Freshman running back Ula Tolutau carried the ball nine times for 38 yards and a touchdown.

On defense, senior linebacker Grant Jones got his first career interception for the Cougars. Senior linebacker Fred Warner led BYU with 10 tackles.

The Cougars (1-5) were outgained 300 to 238 total yards of offense by the Broncos (3-2).

Jones intercepted the Broncos on the first drive of the game to give the ball to the Cougars.

Mangum marched BYU 48 yards on 10 plays for the first touchdown of the game halfway through the first quarter. Tolutau punched in a three-yard touchdown run, and the Cougars led 7-0.

Boise State tied the game at 7-7 with an early second-quarter touchdown. Alex Mattison crossed the goal line after a 12-yard run to level the score with 11:51 until the half.

The Broncos kicked a field goal with 3:49 left in the third quarter after an interception. Their 10-7 lead was extended just before the half ended, as Brett Rypien connected with Sean Modster for a 24-yard touchdown pass over the middle. Boise State led 17-7 going into the locker room.

Neither team scored in the third quarter, but Boise State had the ball on the BYU 9-yardline as the gun sounded. Three plays into the fourth quarter, Mattison ran into the end zone from two yards out for a touchdown and 24-7 Boise State lead.

BYU Top Passing							
	C-Att-Int	Yds	Y/A	Lng	TD	Sack	Effic
Tanner Mangum	18-33-2	164	5.0	24	0	1	84.17
Joe Critchlow	2-4-0	8	2.0	5	0	0	66.80

BYU Top Rushers							
	No	Gain	Loss	Net	Avg	Lng	TD
Ula Tolutau	9	38	0	38	4.2	8	1
Squally Canada	8	19	1	18	2.2	9	0
Austin Kafentzis	2	9	0	9	4.5	6	0
Riley Burt	2	4	3	1	0.5	4	0
Tanner Mangum	2	1	1	0	0.0	0	

BYU Top Receivers						
	No	Yds	Avg	Lng	TD	
Matt Bushman	7	65	9.3	24	0	
Jonah Trinnaman	3	21	7.0	13	0	
Neil Pau'u	3	17	5.7	10	0	

BYU Defensive Highlights								
	Tot	Solo	Ast	Sacks	TFL/Y	PBU	FF	QBH
Fred Warner	10	9	1	0	0/0	0	0	0
Adam Pulsipher	6	5	1	0	0/0	0	1	0
Corbin Kaufusi	5	5	0	0	0/0	0	0	0



## 2017 GAME-BY-GAME (GAME 7)

# BYU

# 10

# MISSISSIPPI ST. 35



10.14.2017 • STARKVILLE, MS • DAVIS WADE STADIUM • SEC NETWORK • ATT: 54,866

SCORING SUMMARY				BYU	MS
<b>FIRST QUARTER</b>					
MS	TD	05:15	Fitzgerald, Nick 15 Yd RUSH (Christmann, Jace GOOD)	0	7
<b>SECOND QUARTER</b>					
MS	TD	07:07	Gray, Donald 9 Yd PASS by Fitzgerald, Nick (Christmann, Jace GOOD)	0	14
BYU	FG	03:35	ALMOND, R. 38 Yd FIELD GOAL	3	14
MS	TD	00:22	Fitzgerald, Nick 14 Yd RUSH (Christmann, Jace GOOD)	3	21
<b>THIRD QUARTER</b>					
MS	TD	12:00	Couch, Jamal 32 Yd PASS by Fitzgerald, Nick (Christmann, Jace GOOD)	3	28
BYU	TD	00:44	HIFO, A. 27 Yd PASS by MANGUM, T. (ALMOND, R. GOOD)	10	28
<b>FOURTH QUARTER</b>					
MS	TD	07:20	Williams, Aeris 5 Yd RUSH (Christmann, Jace GOOD)	10	35

TEAM STAT COMPARISON		
	BYU	MS
1st Downs	8	35
Rushing 1st Downs	2	19
Passing 1st Downs	4	14
Penalty	2	2
Rushing	29	306
Rushing Attempts	17	53
Yards Gained Rushing	35	306
Yards Lost Rushing	6	0
TDs Rushing	0	3
Passing	147	240
Passes Attempted	29	31
Passes Completed	17	20
Intercepted	1	2
TDs Passing	1	2
Pass Efficiency	105.68	137.94
Pass Efficiency Differential	-32.26	32.26
Total Offensive Plays	46	84
Total Net Yards	176	546
Average Gain Per Play	3.83	6.50
Fumbles - Lost	1 - 1	1 - 1
Penalties - Yards	2 - 22	6 - 60
Interceptions - Yards	2 - 105	1 - 30
Punts - Yards	7 - 279	3 - 159
Average Per Punt	39.86	53.00
Punt Returns - Yards	2 - -2	1 - -8
Kickoff Returns - Yards	3 - 41	1 - 25
Time of Possession	23:12	36:48
Third Down Conversions	4 of 13	8 of 13
Third Down Percent	30.77%	61.54%
Fourth Down Conversions	0 of 1	1 of 1
Fourth Down Percent	0.00%	100.00%
Sacks	0 - 0	1 - 4

## BYU DROPS 35-10 ROAD CONTEST AT MISSISSIPPI STATE

STARKVILLE, Miss. -- BYU dropped its road game 35-10 to Mississippi State Saturday at Davis Wade Stadium.

The Bulldogs overpowered the Cougar offense and outgained them 546 to 176 in total yards. BYU was limited to 46 offensive plays and just over 23 minutes of possession time.

Aleva Hifo led BYU receivers with career highs in receptions (5) and yards (77), including a career-long reception of 43 yards and his first career touchdown on a 27-yard strike from Tanner Mangum. Mangum finished 16 of 26 for 145 yards, one touchdown and one interception.

Dayan Ghanwoloku intercepted two passes for 105 yards, his first two-interception game of his career. He intercepted one in the end zone early in the second quarter and returned it 67 yards. Late in the third quarter, Ghanwoloku had his second interception at the five-yard line for 38 yards.

Bulldog quarterback Nick Fitzgerald rushed 15 yards for a touchdown at the conclusion of a 10-play, 89-yard drive with 5:15 left in the first quarter.

Early in the second quarter, BYU's Ghanwoloku intercepted Fitzgerald in the end zone and returned it 67 yards. Moments later, the Bulldogs forced a fumble and recovered it on the Mississippi State 26-yard line with 10:08 on the clock. Eight plays and three minutes later, Donald Gray caught a touchdown pass from Fitzgerald to go up 14-0.

Mangum connected with Hifo on a 43-yard pass to set up kicker Rhett Almond's career-high 38-yard field goal. The seven-play, 54-yard drive put BYU on the board 14-3 with 3:35 left in the half.

Fitzgerald rushed 14 yards for his second touchdown of the game with 22 seconds on the clock, extending the Bulldogs' lead 21-3 going into halftime.

On the opening drive of the second half, Fitzgerald sent a 32-yard touchdown pass to Jamal Couch to take a 28-3 advantage.

Ghanwoloku recorded his second interception of the game at the five-yard line with less than a minute left in the third quarter. Twenty-one seconds later, Mangum found Hifo in the end zone. Almond converted the PAT to close the gap 28-10.

Just before the end of the third quarter, kicker Andrew Mikkelsen forced a fumble on Mississippi State's kickoff return and wide receiver Akile Davis recovered the ball inside the 30-yard line. The Bulldogs later intercepted Mangum in the end zone and returned it 30 yards, not allowing BYU to cash in on the turnover.

Mississippi State went 70 yards down the field en route to a five-yard touchdown rush for a final score of 35-10.

BYU Top Passing							
	C-Att-Int	Yds	Y/A	Lng	TD	Sack	Effic
Tanner Mangum	16-26-1	145	5.6	43	1	1	113.38
Joe Critchlow	1-3-0	2	0.7	2	0	0	38.93

BYU Top Rushers							
	No	Gain	Loss	Net	Avg	Lng	TD
Brayden El-Bakri	5	20	0	20	4.0	7	0
Ula Tolutau	8	15	0	15	1.9	5	0
Austin Kafentzis	2	0	1	-1	-0.5	0	0
Tanner Mangum	1	0	4	-4	-4.0	0	0

BYU Top Receivers						
	No	Yds	Avg	Lng	TD	
Aleva Hifo	5	77	15.4	43	1	
Jonah Trinnaman	2	17	8.5	15	0	
Ula Tolutau	2	11	5.5	9	0	

BYU Defensive Highlights								
	Tot	Solo	Ast	Sacks	TFL/Y	PBU	FF	QBH
Butch Pau'u	12	2	10	0	0/0	0	0	1
Sione Takitaki	10	3	7	0	0/0	0	0	0
Zayne Anderson	9	5	4	0	0/0	0	0	0

# 2017 GAME-BY-GAME (GAME 8)

# BYU 17 EAST CAROLINA 33



10.21.2017 • GREENVILLE, NC • DOWDY-FICKLEN STADIUM • CBS SPORTS • ATT: 38,835

SCORING SUMMARY					BYU	LSU
<b>FIRST QUARTER</b>						
BYU	TD	06:52	SIMON, M. 12 Yd PASS by MANGUM, T. (ALMOND, R. GOOD)		7	0
ECU	TD	03:09	SIRK, Thomas 1 Yd RUSH (VERITY, Jake GOOD)		7	7
<b>SECOND QUARTER</b>						
ECU	FG	10:35	VERITY, Jake 42 Yd FIELD GOAL		7	10
BYU	FG	00:00	ALMOND, R. 22 Yd FIELD GOAL		10	10
<b>THIRD QUARTER</b>						
ECU	FG	13:01	VERITY, Jake 42 Yd FIELD GOAL		10	13
ECU	FG	06:17	VERITY, Jake 32 Yd FIELD GOAL		10	16
ECU	FG	01:07	VERITY, Jake 33 Yd FIELD GOAL		10	19
<b>FOURTH QUARTER</b>						
ECU	TD	13:47	BROWN, Trevon 26 Yd PASS by MINSHEW, Grdnr (VERITY, Jake GOOD)		10	26
ECU	TD	06:25	JOHNSON, Quay 9 Yd PASS by MINSHEW, Grdnr (VERITY, Jake GOOD)		10	33
BYU	TD	03:48	BUSHMAN, M. 22 Yd PASS by MANGUM, T. (ALMOND, R. GOOD)		17	33

TEAM STAT COMPARISON			
	BYU	ECU	
1st Downs	22	22	
Rushing 1st Downs	7	8	
Passing 1st Downs	14	12	
Penalty	1	2	
Rushing	102	115	
Rushing Attempts	31	35	
Yards Gained Rushing	124	126	
Yards Lost Rushing	22	11	
TDs Rushing	0	1	
Passing	319	298	
Passes Attempted	26	20	
Passes Completed	41	30	
Intercepted	1	0	
TDs Passing	2	2	
Pass Efficiency	278.45	308.16	
Pass Efficiency Differential	-29.71	29.71	
Total Offensive Plays	57	55	
Total Net Yards	421	413	
Average Gain Per Play	7.39	7.51	
Fumbles - Lost	1 - 0	1 - 1	
Penalties - Yards	8 - 69	2 - 15	
Interceptions - Yards	0 - 0	1 - 25	
Punts - Yards	5 - 232	3 - 137	
Average Per Punt	46.40	45.67	
Punt Returns - Yards	1 - 9	0 - 0	
Kickoff Returns - Yards	4 - 93	1 - 21	
Time of Possession	33:16	26:44	
Third Down Conversions	6 of 15	4 of 12	
Third Down Percent	40.00%	33.33%	
Fourth Down Conversions	0 of 2	1 of 1	
Fourth Down Percent	0.00%	100.00%	
Sacks	1 - 5	3 - 20	

## LATE RALLY NOT ENOUGH FOR BYU IN 33-17 LOSS TO ECU

GREENVILLE, N.C. – BYU fell 33-17 to East Carolina Saturday at Dowdy-Ficklen Stadium.

Aleva Hifo led BYU receivers with a career-best 148 yards on nine receptions, with a long of 46. Matt Bushman and Micah Simon both recorded their first career touchdowns. Tanner Mangum finished 26 of 41 for 319 yards with two touchdowns and one interception. Mangum threw for over 200 yards in the fourth quarter.

BYU had four possessions in the fourth quarter but could only find the end zone once in the final frame. Fred Warner had a season-high 11 tackles and 1.5 tackles for loss while Zayne Anderson tied his season high of nine tackles and forced a fumble.

Midway through the first quarter, Anderson forced a fumble and Adam Pulsipher recovered it. Two and a half minutes later, a 12-yard touchdown pass from Mangum to Simon capped off a five-play, 28-yard scoring drive. Kicker Rhett Almond connected on the extra point to give BYU a 7-0 advantage.

ECU equalized on its next possession as quarterback Thomas Sirk ran one yard into the end zone with 3:09 left in the quarter on fourth down to make it 7-7.

The Pirates took the lead early in the second quarter, 10-7, after Jake Verity's 42-yard field goal attempt bounced off the inside of the upright and in with 10:35 on the clock.

Nine plays and 70 yards later, Almond hit a 21-yard field goal to even the score 10-10 heading into halftime.

ECU extended its lead three minutes into the second half, 13-10, on Verity's second 42-yarder of the night.

BYU's Corbin Kaufusi got a hand on Verity's third field goal attempt, but the 32-yard kick was still good and put the Pirates up 16-10 with 6:17 on the clock.

Near the end of the third quarter, Verity connected on his fourth field goal from 33 yards out to increase ECU's advantage 19-10.

The Pirates went 67 yards down the field en route to a 26-yard touchdown pass for a 26-10 lead less than two minutes into the fourth quarter.

After a defensive stop, ECU intercepted a pass from Mangum on the 12-yard line and scored two plays later, 33-10.

With 3:48 left in the game, Mangum found Bushman in the end zone on a 12-yard pass for Bushman's first career touchdown and a final score of 33-17.

BYU Top Passing							
	C-Att-Int	Yds	Y/A	Lng	TD	Sack	Effic
Tanner Mangum	26-41-1	319	7.8	46	2	3	139.99

BYU Top Rushers							
	No	Gain	Loss	Net	Avg	Lng	TD
Ula Tolutau	15	64	2	62	4.1	10	0
KJ Hall	9	47	1	46	5.1	17	0
Riley Burt	2	8	0	8	4.0	8	0


BYU Top Receivers						
	No	Yds	Avg	Lng	TD	
Aleva Hifo	9	148	16.4	46	0	
Micah Simon	4	30	7.5	12	1	

BYU Defensive Highlights									
	Tot	Solo	Ast	Sacks	TFL/Y	PBU	FF	QBH	
Fred Warner	11	5	6	0		1	0	0	
Zayne Anderson	9	6	3	0	0/0	0	1	0	



## 2017 GAME-BY-GAME (GAME 9)

# SAN JOSE ST. 20 BYU 41



10.28.2017 • PROVO, UT • LAVELL EDWARDS STADIUM • BYUtv • ATT: 46,351

SCORING SUMMARY				SJSU	BYU
FIRST QUARTER					
BYU	TD	10:43	SIMON, M. 23 Yd PASS by MANGUM, T. (ALMOND, R. GOOD)	0	7
BYU	TD	09:34	BUSHMAN, M. 11 Yd PASS by MANGUM, T. (ALMOND, R. GOOD)	0	14
SJ	FG	06:18	CRAWFORD, Bryce 48 Yd FIELD GOAL	3	14
SECOND QUARTER					
SJ	FG	10:45	CRAWFORD, Bryce 25 Yd FIELD GOAL	6	14
BYU	TD	10:27	HALL, KJ 75 Yd RUSH (ALMOND, R. GOOD)	6	21
BYU	FG	05:09	ALMOND, R. 36 Yd FIELD GOAL	6	24
THIRD QUARTER					
BYU	TD	05:30	CANADA, S. 9 Yd RUSH (ALMOND, R. GOOD)	6	31
FOURTH QUARTER					
BYU	TD	14:52	SIMON, M. 41 Yd PASS by MANGUM, T. (ALMOND, R. GOOD)	6	38
BYU	FG	12:12	ALMOND, R. 30 Yd FIELD GOAL	6	41
SJ	TD	07:24	WALKER, Tre 30 Yd PASS by AARON, Montel (CRAWFORD, Bryce GOOD)	13	41
SJ	TD	00:42	HARTLEY, Tre 9 Yd PASS by AARON, Montel (CRAWFORD, Bryce GOOD)	20	41

TEAM STAT COMPARISON		
	BYU	SJSU
1st Downs	22	23
Rushing 1st Downs	7	9
Passing 1st Downs	15	12
Penalty	0	2
Rushing	266	140
Rushing Attempts	39	41
Yards Gained Rushing	272	167
Yards Lost Rushing	6	27
TDs Rushing	2	0
Passing	332	198
Passes Attempted	38	39
Passes Completed	21	25
Intercepted	1	1
TDs Passing	3	2
Pass Efficiency	149.44	118.54
Pass Efficiency Differential	30.90	-30.90
Total Offensive Plays	77	80
Total Net Yards	598	338
Average Gain Per Play	7.77	4.23
Fumbles - Lost	1 - 1	6 - 4
Penalties - Yards	6 - 65	2 - 10
Interceptions - Yards	1 - 0	1 - 0
Punts - Yards	3 - 128	5 - 223
Average Per Punt	42.67	44.60
Punt Returns - Yards	1 - 2	2 - 2
Kickoff Returns - Yards	2 - 16	5 - 77
Time of Possession	30:56	29:04
Third Down Conversions	5 of 15	6 of 17
Third Down Percent	33.33%	35.29%
Fourth Down Conversions	3 of 3	4 of 4
Fourth Down Percent	100.00%	100.00%
Sacks	3 - 18	0 - 0

## MANGUM, SIMON AND HALL KEY 41-20 WIN OVER SAN JOSÉ STATE

PROVO, Utah – Tanner Mangum, KJ Hall and Micah Simon helped BYU to a 41-20 win over San José State Saturday afternoon at LaVell Edwards Stadium.

Mangum completed 18 of 34 passes for 283 yards and three touchdowns. Hall rushed for 112 yards and a touchdown. He also caught three passes for 44 yards.

On defense, the Cougars forced five turnovers. Brayden El-Bakri, Zayne Anderson, Austin Lee and Langi Tuifua all recovered fumbles, while Michael Shelton picked off a pass.

BYU's first drive went 85 yards on five plays for a touchdown. Jonah Trinnaman caught a 45-yard pass from Mangum on the Cougars' first offensive play. Mangum connected with Simon for 23-yard touchdown four plays later.

On the ensuing kickoff, El-Bakri forced and recovered a San Jose State fumble on the Spartan 10-yard line. Mangum found Matt Bushman for an 11-yard touchdown pass over the middle and the Cougars extended their lead to 14-0.

San José State got on the board with six minutes left in the first quarter when Bryce Crawford hit a 48-yard field goal. Crawford provided the game's next points early in the second quarter, with a 25-yard field goal to cut the BYU lead to 14-6.

On just the second play of the Cougars' next drive, Hall made it 21-6 with the 75-yard touchdown run.

Rhett Almond made a 36-yard field goal with 5:09 left in the first half for a 24-6 Cougar lead, which they took into the locker room.

Squally Canada's nine-yard touchdown run 10 minutes into the third quarter gave BYU a 31-6 lead. Mangum completed a 42-yard pass to Aleva Hifo to set up the score.

On the first play of the fourth quarter, Mangum found Simon for a 41-yard touchdown pass down the left sideline. The Cougar lead increased to 38-6, and it was added to three minutes later with a 30-yard Almond field goal.

The Spartans scored their first touchdown halfway through the fourth quarter. Montel Aaron connected with Tre Walker for a 30-yard touchdown pass to put the score at 41-13. With less than a minute to play, San José State scored again, with Aaron hooking up with Tre Hartley for a nine-yard score.

BYU Top Passing							
	C-Att-Int	Yds	Y/A	Lng	TD	Sack	Effic
Tanner Mangum	18-34-1	283	8.3	45	3	0	146.09
Joe Critchlow	3-4-0	49	12.2	14	0	0	177.90

BYU Top Rushers							
	No	Gain	Loss	Net	Avg	Lng	TD
KJ Hall	10	114	2	112	11.2	75	1
Squally Canada	10	44	0	44	4.4	14	1
Austin Kafentzis	2	40	0	40	20.0	34	0

BYU Top Receivers						
	No	Yds	Avg	Lng	TD	
Micah Simon	3	67	22.3	41	2	
KJ Hall	3	44	14.7	26	0	
Matt Bushman	3	28	9.3	19	1	

BYU Defensive Highlights								
	Tot	Solo	Ast	Sacks	TFL/Y	PBU	FF	QBH
Morgan Unga	8	6	2	1	1/1	1	0	0
Sione Takitaki	7	5	2	1	2/12	0	0	1

# 2017 GAME-BY-GAME (GAME 10)

# BYU 13 FRESNO ST. 20



11.4.2017 • FRESNO, CA • BULLDOG STADIUM • ESPN2 • ATT: 29,370

SCORING SUMMARY					BYU	FS
FIRST QUARTER						
FS	FG	08:16	CAMACHO, Jimmy 43 Yd FIELD GOAL		0	3
FS	TD	02:08	MIMS, Jordan 2 Yd RUSH (CAMACHO, Jimmy GOOD)		0	10
SECOND QUARTER						
BYU	FG	11:30	ALMOND, R. 27 Yd FIELD GOAL		3	10
BYU	FG	00:00	ALMOND, R. 46 Yd FIELD GOAL		6	10
THIRD QUARTER						
FS	FG	10:07	CAMACHO, Jimmy 42 Yd FIELD GOAL		6	13
BYU	TD	04:28	CANADA, S. 4 Yd RUSH (ALMOND, R. GOOD)		13	13
FOURTH QUARTER						
FS	TD	12:40	MIMS, Jordan 2 Yd RUSH (CAMACHO, Jimmy GOOD)		13	20

TEAM STAT COMPARISON			
	BYU	FS	
1st Downs	21	16	
Rushing 1st Downs	10	7	
Passing 1st Downs	10	8	
Penalty	1	1	
Rushing	122	136	
Rushing Attempts	27	40	
Yards Gained Rushing	134	141	
Yards Lost Rushing	12	5	
TDs Rushing	1	2	
Passing	214	174	
Passes Attempted	43	20	
Passes Completed	23	14	
Intercepted	0	0	
TDs Passing	0	0	
Pass Efficiency	95.29	143.08	
Pass Efficiency Differential	-47.79	47.79	
Total Offensive Plays	70	60	
Total Net Yards	336	310	
Average Gain Per Play	4.80	5.17	
Fumbles - Lost	1 - 1	0 - 0	
Penalties - Yards	3 - 25	5 - 40	
Interceptions - Yards	0 - 0	0 - 0	
Punts - Yards	3 - 127	4 - 196	
Average Per Punt	42.33	49.00	
Punt Returns - Yards	1 - 0	0 - 0	
Kickoff Returns - Yards	5 - 99	3 - 53	
Time of Possession	28:38	31:22	
Third Down Conversions	7 of 14	7 of 14	
Third Down Percent	50.00%	50.00%	
Fourth Down Conversions	0 of 2	1 of 1	
Fourth Down Percent	0.00%	100.00%	
Sacks	0 - 0	2 - 12	

## BYU FALLS SHORT IN 20-13 LOSS TO FRESNO STATE

FRESNO, Calif. – BYU couldn't come up with another late comeback and fell to Fresno State 20-13 on Saturday night at Bulldog Stadium.

The Cougars got the ball back down seven with over three minutes to play from their own five. Quarterback Beau Hoge connected with tight end Matt Bushman for a 20-yard gain but a hard hit knocked the ball loose on the play, giving it back to the Bulldogs. Fresno State was able to run out the clock for the win.

Quarterback Tanner Mangum completed 20 of 33 passes for 163 yards but left late in the game with an injury. Hoge was 3 for 10 for 51 yards in relief.

Squally Canada rushed 12 times for 84 yards and one touchdown. Bushman set two career highs with nine catches for 97 yards.

After punting on its opening drive, BYU's defense held the Bulldogs to a 43-yard field goal from Jimmy Camacho on their first possession midway through the first quarter.

Fresno State quarterback Marcus McMaryion connected with receiver Jamire Jordan on a 50-yard pass to set up a two-yard rushing touchdown as the Bulldogs took a 10-0 lead with 2:08 left in the first quarter.

Early in the second quarter, BYU put its first points on the board with a 27-yard field goal from Rhett Almond to make it 10-3. Fourteen plays set up the 78-yard scoring drive, including four passes to Matt Bushman, the longest being 19 yards.

Almond nailed a career-high 46-yard field goal with no time on the clock to close the gap 10-6 at halftime. It was the Cougars' longest made field goal since Justin Sorensen hit a 46-yarder against Utah in 2011.

Fresno State opened the second half with a 10-play, 46-yard scoring drive. Camacho made his second field goal of the night from 42 yards out and extended the lead, 13-6.

Canada rushed four yards into the end zone for BYU's first touchdown of the game on BYU's next drive. He ran 38 yards on five carries during the 11-play, 75-yard drive. Almond hit the extra point to even the score 13-13 with 4:28 left in the quarter.

The Bulldogs responded with a touchdown of their own the following drive to take a 20-13 lead with 12:40 on the clock.

BYU had two more drives but ended them with a punt and a turnover on downs. After another defensive stop, the late fumble on the Cougars' final drive ended any hopes of a comeback. The Bulldogs took possession of the ball with 3:14 left in the game and held onto the victory.

BYU Top Passing							
	C-Att-Int	Yds	Y/A	Lng	TD	Sack	Effic
Tanner Mangum	20-33-0	163	4.9	19	0	1	102.10
Beau Hoge	3-10-0	51	5.1	27	0	1	72.84

BYU Top Rushers							
	No	Gain	Loss	Net	Avg	Lng	TD
Squally Canada	12	84	0	84	7.0	22	1
Brayden El-Bakri	5	23	0	23	4.6	9	0
Tanner Mangum	6	24	7	17	2.8	13	0

BYU Top Receivers						
	No	Yds	Avg	Lng	TD	
Matt Bushman	9	97	10.8	20	0	
Jonah Trinnaman	4	49	12.2	27	0	
Micah Simon	3	21	7.0	9	0	

BYU Defensive Highlights									
	Tot	Solo	Ast	Sacks	TFL/Y	PBU	FF	QBH	
Sione Takitaki	11	8	3	0		1	0	0	
Butch Pau'u	11	5	6	0	0/0	0	0	0	





## 2017 GAME-BY-GAME (GAME 11)

# BYU UNLV

# 31 21



11.11.2017 • LAS VEGAS, NV • SAM BOYD STADIUM • ESPN2 • ATT: 19,811

SCORING SUMMARY				BYU	UNLV
SECOND QUARTER					
BYU	TD	09:06	EL-BAKRI, B. 1 Yd RUSH (ALMOND, R. GOOD)	7	0
UNLV	TD	04:25	THOMAS, Lexington 1 Yd RUSH (PANTELS, Evan GOOD)	7	7
BYU	TD	00:27	HIFO, A. 11 Yd PASS by CRITCHLOW, J. (ALMOND, R. GOOD)	14	7
THIRD QUARTER					
BYU	TD	13:04	CANADA, S. 2 Yd RUSH (ALMOND, R. GOOD)	21	7
UNLV	TD	04:23	PRESLEY, Brando 18 Yd PASS by STANTON, Johnny (PANTELS, Evan GOOD)	21	14
BYU	TD	01:40	KAFENTZIS, A. 11 Yd RUSH (ALMOND, R. GOOD)	28	14
FOURTH QUARTER					
UNLV	TD	10:46	BOYD, Devonte 13 Yd PASS by STANTON, Johnny (PANTELS, Evan GOOD)	28	21
BYU	FG	05:39	ALMOND, R. 28 Yd FIELD GOAL	31	21

TEAM STAT COMPARISON		
	BYU	UNLV
1st Downs	24	21
Rushing 1st Downs	13	9
Passing 1st Downs	9	12
Penalty	2	0
Rushing	265	122
Rushing Attempts	42	34
Yards Gained Rushing	278	133
Yards Lost Rushing	13	11
TDs Rushing	3	1
Passing	160	325
Passes Attempted	22	33
Passes Completed	14	20
Intercepted	0	2
TDs Passing	1	2
Pass Efficiency	139.73	151.21
Pass Efficiency Differential	-11.48	11.48
Total Offensive Plays	64	67
Total Net Yards	425	447
Average Gain Per Play	6.64	6.67
Fumbles - Lost	1 - 0	1 - 0
Penalties - Yards	2 - 20	6 - 75
Interceptions - Yards	2 - 26	0 - 0
Punts - Yards	3 - 139	3 - 98
Average Per Punt	46.33	32.67
Punt Returns - Yards	0 - 0	0 - 0
Kickoff Returns - Yards	3 - 81	3 - 48
Time of Possession	30:04	29:56
Third Down Conversions	2 of 10	6 of 14
Third Down Percent	20.00%	42.86%
Fourth Down Conversions	1 of 2	2 of 3
Fourth Down Percent	50.00%	66.67%
Sacks	1 - 9	1 - 4

### CANADA'S CAREER NIGHT IGNITES BYU IN 31-21 WIN OVER UNLV

LAS VEGAS – Squally Canada's career highs of 213 rushing yards on 25 carries lifted the BYU football team to a 31-21 win over UNLV Friday night at Sam Boyd Stadium.

Canada took the pressure off true freshman quarterback Joe Critchlow in his first career start. Critchlow completed 14 of 22 passes for 160 yards and one touchdown.

Canada's rushing numbers mark the 10-most rushing yards by a BYU player in a single game.

The Cougar defense held the Rebels to 122 rushing yards, less than half of the Rebel average for the season. Micah Hannemann led BYU with nine tackles, including seven solo stops. Zayne Anderson and Fred Warner added one interception apiece.

On UNLV's opening drive, Corbin Kaufusi sacked quarterback Johnny Stanton for a loss of nine yards on a critical third down, forcing the Rebels to take a long field goal attempt which missed.

A mix of personnel helped put the Cougars' first points on the board. Running back Austin Kafentzis saw time in the wildcat package and rushed for 20 yards. Critchlow sent a 30-yard pass to Micah Simon over the middle. Hifo caught a 19-yard pass just shy of a touchdown.

Brayden El-Bakri rushed one yard into the end zone for his second career touchdown to put BYU up 7-0.

The Rebels then marched 78 yards down the field to the one-yard line and the Cougar defense held them there for two downs. Lexington Thomas rushed one yard on the third down to even the score 7-7 with 4:25 in the half.

BYU responded with an 11-play, 74-yard scoring drive for a 14-7 lead heading into halftime. Critchlow completed 5 of 7 on the drive for 50 yards, including a two-yard quarterback sneak on fourth down. Hifo caught an 11-yard pass with 27 seconds left and managed to keep one foot in bounds for the touchdown.

Canada opened the second half with a career-long 54-yard run, sparking a four-play, 68-yard scoring drive in under two minutes. Canada also rushed two yards, extending BYU's lead 21-7.

UNLV capitalized on its following possession with an 18-yard touchdown pass to close the gap, 21-14.

Canada rushed 33 yards on four carries and Critchlow threw a 16-yard pass to Talon Shumway, setting up Kafentzis' first career touchdown on an 11-yard rush from the wildcat. The score gave the Cougars a 28-14 advantage with 1:40 in the quarter.

In the fourth quarter, the Rebels connected on a 13-yard touchdown pass with 10:46 on the clock, 28-21.

Almond hit a 28-yard field goal to make it a two-score game, 31-21, with 5:39 on the clock.

On the Rebels' last drive, Warner intercepted a pass at the UNLV 29-yard line and returned it 26 yards to the three-yard line, sealing BYU's 31-21 victory.

BYU Top Passing							
	C-Att-Int	Yds	Y/A	Lng	TD	Sack	Effic
Joe Critchlow	14-22-0	160	7.3	30	1	1	139.73

BYU Top Rushers							
	No	Gain	Loss	Net	Avg	Lng	TD
Squally Canada	25	214	1	213	8.5	54	1
Austin Kafentzis	10	58	5	53	5.3	20	1
Brayden El-Bakri	2	4	0	4	2.0	3	1
Joe Critchlow	2	2	4	-2	-1.0	2	0

BYU Top Receivers						
	No	Yds	Avg	Lng	TD	
Aleva Hifo	6	58	9.7	19	1	
Matt Bushman	5	52	10.4	26	0	
Micah Simon	1	30	30.0	30	0	

BYU Defensive Highlights								
	Tot	Solo	Ast	Sacks	TFL/Y	PBU	FF	QBH
Micah Hannemann	9	7	2	0	1/1	1	1	0
Butch Pau'u	6	4	2	0	1/1	0	0	0

# 2017 GAME-BY-GAME (GAME 12)

# UMASS BYU

# 16 10



11.18.2017 • PROVO, UT • LAVELL EDWARDS STADIUM • BYUtv • ATT: 51,355

SCORING SUMMARY					UM	BYU
SECOND QUARTER						
UMASS	FG	05:15	LAURENT, Logan 34 Yd FIELD GOAL		3	0
THIRD QUARTER						
UMASS	TD	13:21	ISABELLA, Andy 40 Yd PASS by FORD, Andrew (LAURENT, Logan GOOD)		10	0
UMASS	FG	07:15	LAURENT, Logan 28 Yd FIELD GOAL		13	0
UMASS	FG	04:55	LAURENT, Logan 35 Yd FIELD GOAL		16	0
BYU	FG	01:35	ALMOND, R. 40 Yd FIELD GOAL		16	3
FOURTH QUARTER						
BYU	TD	00:53	BUSHMAN, M. 6 Yd PASS by CRITCHLOW, J. (ALMOND, R. GOOD)		16	10

TEAM STAT COMPARISON			
	BYU	UMASS	
1st Downs	17	18	
Rushing 1st Downs	7	4	
Passing 1st Downs	10	14	
Penalty	0	0	
Rushing	42	69	
Rushing Attempts	26	33	
Yards Gained Rushing	89	96	
Yards Lost Rushing	47	27	
TDs Rushing	0	0	
Passing	257	230	
Passes Attempted	45	35	
Passes Completed	21	21	
Intercepted	4	0	
TDs Passing	1	1	
Pass Efficiency	84.20	124.63	
Pass Efficiency Differential	-40.43	40.43	
Total Offensive Plays	71	68	
Total Net Yards	299	299	
Average Gain Per Play	4.21	4.40	
Fumbles - Lost	1 - 0	3 - 0	
Penalties - Yards	5 - 35	3 - 30	
Interceptions - Yards	0 - 0	4 - 34	
Punts - Yards	6 - 261	7 - 326	
Average Per Punt	43.50	46.57	
Punt Returns - Yards	6 - 86	1 - 7	
Kickoff Returns - Yards	0 - 0	2 - 38	
Time of Possession	28:20	31:40	
Third Down Conversions	5 of 16	4 of 15	
Third Down Percent	31.25%	26.67%	
Fourth Down Conversions	0 of 2	0 of 0	
Fourth Down Percent	0.00%	0.00%	
Sacks	2 - 11	7 - 46	

## BYU FALLS 16-10 ON SENIOR DAY AGAINST UMASS

PROVO, Utah – BYU's offense stalled in a 16-10 loss against UMass on Saturday afternoon in the last home game of the year at LaVell Edwards Stadium.

"Congratulations to UMass for making enough plays to win the game," BYU head coach Kalani Sitake said. "This season has obviously been disappointing, but we have to find a way to work through it, and spring-board next season with a win next week."

Junior running back Squally Canada had 11 carries for 55 yards. Sophomore Micah Simon led BYU receivers with 66 receiving yards on two catches. In his second career start, freshman quarterback Joe Critchlow completed 21 of 45 passes for 257 yards and one touchdown, but threw four interceptions.

Junior defensive end Sione Takitaki had two tackles for loss, including a sack. Senior linebacker Fred Warner had five tackles with two pass break-ups.

On special teams, junior defensive back Micah Shelton returned six punts for 86 yards, including a 39-yarder.

The game's first quarter ended without either team getting on the scoreboard.

UMass kicker Logan Laurent made a 34-yard field goal to put the Minutemen up 3-0 with five minutes left in the first half. They held that lead going into the half.

Two minutes into the second half, UMass quarterback Andrew Ford connected with Andy Isabella for a 40-yard touchdown pass. The Minutemen led 10-0.

Laurent hit a 28-yard field goal halfway through the third quarter to extend the UMass lead to 13-0. He made it 16-0 on a 35-yard field goal two minutes later.

BYU got on the board with a Rhett Almond 40-yard field goal with 1:35 left in the third quarter. The Cougars trailed 16-3.

With just under a minute to play, Critchlow threw a six-yard touchdown pass to Matt Bushman to cut BYU's deficit to 16-10.

BYU Top Passing							
	C-Att-Int	Yds	Y/A	Lng	TD	Sack	Effic
Joe Critchlow	21-45-4	257	5.7	40	1	7	84.20

BYU Top Rushers							
	No	Gain	Loss	Net	Avg	Lng	TD
Squally Canada	11	52	1	51	4.6	14	0
KJ Hall	8	37	0	37	4.6	14	0
Joe Critchlow	7	0	46	-46	-6.6	0	0

BYU Top Receivers					
	No	Yds	Avg	Lng	TD
KJ Hall	4	33	8.2	15	0
Jonah Trinnaman	3	55	18.3	40	0
Aleva Hifo	3	33	11.0	17	0

BYU Defensive Highlights								
	Tot	Solo	Ast	Sacks	TFL/Y	PBU	FF	QBH
Sione Takitaki	6	6	0	1	2/8	0	0	0
Kesni Tausinga	6	5	1	0	1/1	1	0	0
Zayne Anderson	5	5	0	0	0/0	0	1	0



## 2017 GAME-BY-GAME (GAME 13)

# BYU HAWAII

# 30 20



11.25.2017 • HONOLULU, HI • ALOHA STADIUM • CBS SPORTS • ATT: 24,910

SCORING SUMMARY					BYU	UH
FIRST QUARTER						
BYU	TD	12:27	CANADA, S. 40 Yd RUSH (ALMOND, R. GOOD)		7	0
UH	TD	04:42	MATAUTIA, S. 42 Yd FUMB (TRIFONOVITCH GOOD)		7	7
SECOND QUARTER						
BYU	TD	11:31	CANADA, S. 4 Yd RUSH (ALMOND, R. FAIL)		13	7
THIRD QUARTER						
BYU	TD	01:39	PAU'U, N. 11 Yd PASS by CRITCHLOW, J. (MIKKELSEN, A. GOOD)		20	7
FOURTH QUARTER						
UH	TD	12:23 4Q	BARKER, Ammon 15 Yd PASS by BROWN, Dru (TRIFONOVITCH BLKD)		20	13
BYU	FG	06:21 4Q	MIKKELSEN, A. 35 Yd FIELD GOAL		23	13
BYU	TD	03:46 4Q	BURT, R. 11 Yd RUSH (MIKKELSEN, A. GOOD)		30	13
UH	TD	01:48 4Q	NOA, Kumoku 3 Yd PASS by BROWN, Dru (TRIFONOVITCH GOOD)		30	20

### TEAM STAT COMPARISON

	BYU	UH
1st Downs	25	13
Rushing 1st Downs	13	2
Passing 1st Downs	10	11
Penalty	2	0
Rushing	285	28
Rushing Attempts	54	15
Yards Gained Rushing	306	44
Yards Lost Rushing	21	16
TDs Rushing	3	0
Passing	166	258
Passes Attempted	24	38
Passes Completed	14	28
Intercepted	0	0
TDs Passing	1	2
Pass Efficiency	130.18	148.08
Pass Efficiency Differential	-17.90	17.90
Total Offensive Plays	78	53
Total Net Yards	451	286
Average Gain Per Play	5.78	5.40
Fumbles - Lost	2 - 2	2 - 1
Penalties - Yards	1 - 6	6 - 55
Interceptions - Yards	0 - 0	0 - 0
Punts - Yards	2 - 96	5 - 205
Average Per Punt	48.00	41.00
Punt Returns - Yards	4 - 11	1 - 8
Kickoff Returns - Yards	3 - 32	4 - 75
Time of Possession	36:30	23:30
Third Down Conversions	9 of 18	3 of 11
Third Down Percent	50.00%	27.27%
Fourth Down Conversions	3 of 4	1 of 3
Fourth Down Percent	75.00%	33.33%
Sacks	2 - 10	2 - 15

### GROUND GAME PROPELS BYU OVER HAWAII 30-20

HONOLULU – A season-high 285 yards rushing propelled BYU football to a 30-20 win over Hawai'i.

BYU had 451 yards of total offense and a season-high 285 yards rushing. Squally Canada ran for 113 yards on 17 carries – all in the first half, including 99 yards in the first quarter. He scored two touchdowns in a game for the first time in his career and had over 100 yards for just the second time. Austin Kafentzis added 98 yards on 18 carries while Riley Burt had 13 carries for 75 yards. True freshman quarterback Joe Critchlow completed 14 of 23 passes for 166 yards and one touchdown.

Corbin Kaufusi led the Cougar defense with six tackles and two tackles for loss. He also had one sack, forced fumble and pass breakup. Zayne Anderson blocked a PAT and had two tackles. Fred Warner finished his BYU career with five tackles.

BYU put points on the board during its first possession, driving 85 yards down the field in 2:33. Canada had three carries for 68 yards on the drive, including a 40-yard touchdown run. Kicker Rhett Almond hit the extra point to give the Cougars a 7-0 lead with 12:27 on the clock.

Late in the first quarter, Critchlow was sacked and fumbled at the 42-yard line. Hawai'i's Solomon Matautia recovered the ball returned it to the end zone as the Rainbow Warriors evened the score, 7-7 with 4:42 left in the quarter.

Critchlow connected with wide receiver Jonah Trinnaman on a critical fourth-and-12 for a gain of 18 yards, setting up Canada's second touchdown of the game. Canada then rushed for two and four yards on separate carries and scored on the latter as BYU regained the lead early in the second quarter, 13-7, but missed the PAT.

Both teams remained scoreless for much of the third quarter. Matt Bushman caught a 37-yard pass, energizing the BYU offense. A few plays later, Critchlow found fellow freshman Neil Pau'u for an 11-yard touchdown pass with 1:39 left in the quarter. Andrew Mikkelsen's extra point was good as the Cougars extended their lead, 20-7.

Hawai'i recovered a fumble on a punt return 25 yards from the end zone to conclude the third quarter. The Rainbow Warriors capitalized on the turnover, scoring on a 15-yard pass with 12:23 in the fourth quarter. BYU's Anderson blocked the extra point, the first blocked kick of his career, maintaining the 20-13 score.

Mikkelsen sent his first career field goal 35 yards through the uprights to put BYU up 23-13 with 6:21 on the clock to give the Cougars a two-score edge.

Riley Burt ran 11 yards untouched into the end zone for his first career touchdown with 3:46 left, increasing the BYU's advantage, 30-13. Burt had two carries during the three-play drive for 32 yards.

Hawai'i responded with a touchdown two minutes later on a three-yard pass to trail 30-20 with 1:48 to go.

BYU recovered the onside kick and was able to run out the clock to secure the victory in the final game.

#### BYU Top Passing

	C-Att-Int	Yds	Y/A	Lng	TD	Sack	Effic
Joe Critchlow	14-23-0	166	7.2	37	1	2	135.84

#### BYU Top Rushers

	No	Gain	Loss	Net	Avg	Lng	TD
Squally Canada	17	115	2	113	6.6	40	2
Austin Kafentzis	18	98	0	98	5.4	18	0
Riley Burt	13	78	3	75	5.8	21	1

#### BYU Top Receivers

	No	Yds	Avg	Lng	TD
Micah Simon	4	46	11.5	13	0
Jonah Trinnaman	3	28	9.3	18	0
Matt Bushman	2	52	26.0	37	0

#### BYU Defensive Highlights

	Tot	Solo	Ast	Sacks	TFL/Y	PBU	FF	QBH
Corbin Kaufusi	6	5	1	1	2/7	1	1	0
Michael Shelton	5	5	0	0	1/1	0	0	0

## PHIL STEELE ALL-INDEPENDENT TEAMS

### FIRST TEAM

#### OFFENSE

QB	Andrew Ford	UMass
QB/RB	Ahmad Bradshaw	Army
RB	Josh Adams	Notre Dame
RB	Darnell Woolfolk	Army
WR	Andy Isabella	UMass
WR	Equanimeous St. Brown	Notre Dame
TE	Adam Brenemen	UMass
OL	Mike McGlinchey	Notre Dame
OL	Josh Boylin	Army
OL	Quenton Nelson	Notre Dame
OL	Bryce Holland	Army
OL	Jack Driscoll	UMass

#### DEFENSE

<b>DL</b>	<b>Corbin Kaufusi</b>	<b>BYU</b>
DL	Jerry Tillery	Notre Dame
DL	John Voit	Army
DL	De'Sean Downy	UMass
LB	Bryton Barr	UMass
LB	Alex Aukerman	Army
LB	James Nachtigal	Army
LB	Te'Von Coney	Notre Dame
DB	Julian Love	Notre Dame
DB	Isiah Rodgers	UMass
DB	Nick Coleman	Notre Dame
<b>DB</b>	<b>Dayan Ghanwoloku</b>	<b>BYU</b>

#### SPECIAL TEAMS

K	Logan Laurent	UMass
<b>P</b>	<b>Jonny Linehan</b>	<b>BYU</b>
KR	CJ Sanders	Notre Dame
<b>PR</b>	<b>Michael Shelton</b>	<b>BYU</b>
LS	Nick Berus	UMass

### SECOND TEAM

#### OFFENSE

QB	Brandon Wimbush	Notre Dame
RB	Kell Walker	Army
RB	Marquis Young	UMass
<b>RB</b>	<b>Squally Canada</b>	<b>BYU</b>
WR	Sadiq Palmer	UMass
WR	Kevin Stepherson	Notre Dame
<b>TE</b>	<b>Matt Bushman</b>	<b>BYU</b>
OL	Alex Bars	Notre Dame
OL	Sam Mustipher	Notre Dame
OL	Brett Toth	Army
<b>OL</b>	<b>Tejan Koroma</b>	<b>BYU</b>
OL	Mike Houghton	Army

#### DEFENSE

<b>DL</b>	<b>Sione Takitaki</b>	<b>BYU</b>
DL	Ali Ali-Musa	UMass
DL	Sha-Ki Holiness	UMass
DL	Kenneth Brinson	Army
LB	Drue Tranquill	Notre Dame
<b>LB</b>	<b>Fred Warner</b>	<b>BYU</b>
LB	Nyles Morgan	Notre Dame
LB	Steve Casali	UMass
DB	Jesse Monteiro	UMass
DB	James Gibson	Army
<b>DB</b>	<b>Micah Hannemann</b>	<b>BYU</b>

#### SPECIAL TEAMS

K	Justin Yoon	Notre Dame
P	Nick Schrage	Army
KR	Marquis Young	UMass
PR	Chris Finke	Notre Dame
LS	John Shannon	Notre Dame

### OTHER HONORS

#### MATT BUSHMAN

Freshman All-America (FWAA, USA Today Sports, 247Sports, Chat Sports)

#### TEJAN KOROMA

Second team All-America (Pro Football Focus)

#### ADAM PULSIPHER

CoSIDA Academic All-District First Team

#### DANIEL SORENSEN (FORMER PLAYER)

National Football Foundation – Distinguished American Award

#### ROBBIE BOSCO, MARC WILSON, LUKE STALEY

No. 6 jersey retirement

### NFF HAMPSHIRE

#### HONOR SOCIETY

The 2017 NFF Hampshire Honor Society is comprised of football players from all divisions of play who each maintained a cumulative 3.2 GPA or better throughout their college career.

OL	Keyan Norman
LB	Grant Jones
DB	Cody Stewart
P	Jonny Linehan

2017 STATISTICAL COMPARISONS			
CATEGORY	BYU	INDY	NCAA
Scoring Off.	17.1	4	123
Scoring Def.	24.7	3	46
Passing Off.	194.6	2	90
Passing Def.	225.2	4	67
Rushing Off.	130.5	4	104
Rushing Def.	147.6	1	44
Total Off.	325.2	4	118
Total Def.	372.8	3	51
Turnover Margin	-0.77	4	118
Net Punting	41.13	1	11
Punt Returns	4.92	3	107
Kickoff Returns	17.55	4	121
Blocked kicks	2	2	31
Blue Zone Offense	73.7	4	117
Team sacks	1.31	4	115
Team tackles for loss	4.2	3	119

SCORING					
SCORE BY QUARTERS	1st	2nd	3rd	4th	Total
BYU	52	66	51	53	222
Opponents	54	104	65	98	321



TEAM STATISTICS		
	BYU	OPP
SCORING	222	321
Points Per Game	17.1	24.7
Points Off Turnovers	64	103
FIRST DOWNS	215	267
Rushing	87	119
Passing	116	135
Penalty	12	13
RUSHING YARDAGE	1697	1919
Yards gained rushing	1934	2155
Yards lost rushing	237	236
Rushing Attempts	404	520
Average Per Rush	4.2	3.7
Average Per Game	130.5	147.6
TDs Rushing	12	15
PASSING YARDAGE	2530	2928
Comp-Att-Int	228-418-19	254-386-8
Average Per Pass	6.1	7.6
Average Per Catch	11.1	11.5
Average Per Game	194.6	225.2
TDs Passing	13	19
TOTAL OFFENSE	4227	4847
Total Plays	822	906
Average Per Play	5.1	5.3
Average Per Game	325.2	372.8
KICK RETURNS: #-Yards	38-667	32-591
PUNT RETURNS: #-Yards	24-118	18-64
INT RETURNS: #-Yards	8-224	19-334
KICK RETURN AVERAGE	17.6	18.5
PUNT RETURN AVERAGE	4.9	3.6
INT RETURN AVERAGE	28.0	17.6
FUMBLES-LOST	13-8	19-9
PENALTIES-Yards	59-509	69-637
Average Per Game	39.2	49.0
PUNTS-Yards	60-2572	56-2570
Average Per Punt	42.9	45.9
Net punt average	41.1	41.3
KICKOFFS-Yards	49-3043	69-4347
Average Per Kick	62.1	63.0
Net kick average	42.4	42.1
TIME OF POSSESSION/	27:53	32:07
3RD-DOWN Conversions	64/179	76/187
3rd-Down Pct	36%	41%
4TH-DOWN Conversions	8/26	14/25
4th-Down Pct	31%	56%
SACKS BY-Yards	17-106	26-176
MISC YARDS	-20	0
TOUCHDOWNS SCORED	26	37
FIELD GOALS-ATTEMPTS	14-20	21-25
ON-SIDE KICKS	0-2	0-1
RED-ZONE SCORES	(28-38) 74%	(44-53) 83%
RED-ZONE TOUCHDOWNS	(17-38) 45%	(27-53) 51%
PAT-ATTEMPTS	(24-25) 96%	(34-36) 94%
ATTENDANCE	337599	191904
Games/Avg Per Game	6/56266	6/31984
Neutral Site Games		1/53826





PARTICIPATION														
NAME	GP/GS	PSU	LSU	UTAH	WIS	USU	BSU	MS	ECU	SJ	FS	UNLV	UMASS	UH
AH YOU, C.	7/-	XXX	...	XXX	XXX	XXX	XXX	XXX	...	...	...	...	...	XXX
ALMOND, R.	12/-	XXX	...	XXX	XXX	XXX	XXX	XXX	XXX	XXX	XXX	XXX	XXX	XXX
AMONE, P.	5/-	XXX	XXX	XXX	XXX	XXX	XXX	...	...	...	...	...	...	...
ANDERSON, Z.	12/12	START	START	START	...	START	START	START	START	START	START	START	START	START
BALDERREE, T.	11/5	XXX	XXX	START	XXX	XXX	START	START	...	XXX	START	START	XXX	START
BURT, R.	8/-	XXX	...	...	...	...	XXX	XXX	XXX	XXX	...	XXX	XXX	XXX
BUSHMAN, M.	13/8	START	XXX	START	XXX	XXX	START	START	START	START	XXX	XXX	START	START
CANADA, S.	11/3	START	START	START	XXX	XXX	XXX	XXX	...	XXX	XXX	XXX	XXX	START
CHAMBERS, A.	7/-	...	...	...	...	XXX	...	XXX	XXX	XXX	...	XXX	XXX	XXX
CRITCHLOW, J.	6/3	...	...	...	...	XXX	XXX	XXX	...	XXX	...	START	START	START
DAVIS, A.	12/-	XXX	XXX	...	XXX	XXX	XXX	XXX	XXX	XXX	XXX	XXX	XXX	XXX
DETMER, K.	2/-	...	...	...	...	XXX	...	...	...	...	...	...	...	XXX
DYE, T.	7/1	XXX	XXX	XXX	XXX	XXX	START	XXX	...	...	...	...	...	...
EDWARDS, C.	12/-	XXX	XXX	XXX	XXX	XXX	XXX	XXX	XXX	...	XXX	XXX	XXX	XXX
EL-BAKRI, B.	13/7	XXX	START	XXX	XXX	START	XXX	START	START	XXX	START	START	START	XXX
EL-BAKRI, Bk.	7/-	...	...	...	...	...	...	XXX	XXX	XXX	XXX	XXX	XXX	XXX
FAUATEA, L.	3/-	...	...	...	XXX	XXX	XXX	...	...	...	...	...	...	...
FOLEY, M.	4/-	XXX	XXX	XXX	XXX	...	...	...	...	...	...	...	...	...
FONUA, K.	4/1	XXX	XXX	START	...	XXX	...	...	...	...	...	...	...	...
FOWLER, G.	12/-	XXX	...	XXX	XXX	XXX	XXX	XXX	XXX	XXX	XXX	XXX	XXX	XXX
GHANWOLKU, D.	13/13	START	START	START	START	START	START	START	START	START	START	START	START	START
GREENE, K.	12/-	XXX	XXX	XXX	XXX	XXX	XXX	XXX	XXX	XXX	...	XXX	XXX	XXX
GREENE, T.	10/-	...	...	XXX	XXX	XXX	XXX	XXX	XXX	XXX	...	XXX	XXX	XXX
GRIFFITHS, K.	8/-	XXX	XXX	XXX	...	...	XXX	XXX	XXX	XXX	XXX	...	...	...
HADLEY, M.	5/5	START	START	START	START	START	...	...	...	...	...	...	...	...
HALL, KJ	5/1	XXX	XXX	...	...	...	...	XXX	START	...	...	...	XXX	...
HANNEMANN, M.	11/10	XXX	START	...	START	START	START	START	START	START	START	START	START	...
HARRIS, M.	11/-	...	...	XXX	XXX	XXX	XXX	XXX	XXX	XXX	XXX	XXX	XXX	XXX
HERRING, C.	12/-	XXX	...	XXX	XXX	XXX	XXX	XXX	XXX	XXX	XXX	XXX	XXX	XXX
HIFO, A.	13/3	START	XXX	XXX	XXX	XXX	XXX	XXX	XXX	START	XXX	XXX	START	XXX
HIFO, M.	6/1	XXX	XXX	XXX	START	XXX	XXX	...	...	...	...	...	...	...
HOGUE, B.	3/2	...	...	...	START	START	...	...	...	...	XXX	...	...	...
HOYT, A.	13/13	START	START	START	START	START	START	START	START	START	START	START	START	START
JACOBSON, T.	13/2	START	XXX	START	XXX	XXX	XXX	XXX	XXX	XXX	XXX	XXX	XXX	XXX
JONES, G.	9/2	XXX	XXX	XXX	XXX	XXX	START	START	XXX	XXX	...	...	...	...
KAFAENTZIS, A.	10/1	...	...	...	XXX	XXX	XXX	XXX	XXX	XXX	XXX	START	XXX	XXX
KALLUHIKALANI, K.	2/-	...	...	...	...	...	...	...	...	...	...	XXX	...	XXX
KANUCH, T.	13/13	START	START	START	START	START	START	START	START	START	START	START	START	START
KAUFUSI, C.	13/13	START	START	START	START	START	START	START	START	START	START	START	START	START
KAUFUSI, I.	11/-	XXX	...	...	XXX	XXX	XXX	XXX	XXX	XXX	XXX	XXX	XXX	XXX
KOROMA, T.	13/13	START	START	START	START	START	START	START	START	START	START	START	START	START
KRUEGER, T.	3/-	...	...	...	...	...	...	XXX	XXX	XXX	...	...	...	XXX
LANGI, M.	4/-	XXX	XXX	XXX	XXX	...	...	...	...	...	...	...	...	...
LEE, A.	8/1	...	...	XXX	XXX	...	XXX	...	...	XXX	XXX	XXX	XXX	START
LEE, H.	13/-	XXX	XXX	XXX	XXX	XXX	XXX	XXX	XXX	XXX	XXX	XXX	XXX	XXX
LEIATAUA, U.	7/-	XXX	...	XXX	XXX	XXX	XXX	XXX	...	XXX	...	...	...	...
LINEHAN, J.	13/-	XXX	XXX	XXX	XXX	XXX	XXX	XXX	XXX	XXX	XXX	XXX	XXX	XXX
LONGSON, K.	3/-	...	...	...	...	...	XXX	...	...	XXX	...	...	...	XXX
LOTULELEI, I.	1/-	...	...	...	...	...	...	...	...	...	...	...	...	XXX
MANGUM, T.	8/8	START	START	START	...	...	START	START	START	START	START	...	...	...
MARSHALL, H.	1/-	XXX	...	...	...	...	...	...	...	...	...	...	...	...
MIKKELSEN, A.	12/-	XXX	...	XXX	XXX	XXX	XXX	XXX	XXX	XXX	XXX	XXX	XXX	XXX
MO'UNGA, T.	3/2	XXX	START	START	...	...	...	...	...	...	...	...	...	...
NIUMATALOLO, V.	11/-	...	...	XXX	XXX	XXX	XXX	XXX	XXX	XXX	XXX	XXX	XXX	XXX
NIUMATALOLO, Va	1/-	XXX	...	...	...	...	...	...	...	...	...	...	...	...
NORMAN, K.	13/13	START	START	START	START	START	START	START	START	START	START	START	START	START
NIWIGWE, JJ	13/4	XXX	START	XXX	START	START	XXX	XXX	XXX	XXX	START	XXX	XXX	XXX
PAU, B.	11/10	...	START	START	START	START	...	START	START	START	START	START	XXX	START
PAU, N.	11/-	XXX	XXX	XXX	XXX	XXX	XXX	XXX	XXX	XXX	XXX	...	...	XXX
PILI, T.	13/1	XXX	XXX	XXX	XXX	XXX	XXX	XXX	XXX	XXX	XXX	XXX	XXX	START
POWELL, R.	6/-	...	...	...	...	XXX	...	...	...	XXX	XXX	XXX	XXX	XXX
PULSIPHER, A.	13/5	XXX	XXX	XXX	XXX	XXX	XXX	XXX	START	START	START	START	XXX	START
PULSIPHER, Add.	1/-	...	...	...	...	...	...	...	...	XXX	...	...	...	...
RICHARDSON, C.	2/-	...	...	...	...	...	...	XXX	...	...	...	...	...	XXX
SAMPSON, N.	3/-	...	...	...	...	XXX	XXX	...	...	XXX	...	...	...	...
SANDLIN, R.	13/-	XXX	XXX	XXX	XXX	XXX	XXX	XXX	XXX	XXX	XXX	XXX	XXX	XXX
SHELTON, M.	13/1	XXX	XXX	XXX	XXX	XXX	XXX	XXX	XXX	XXX	XXX	XXX	START	XXX
SHOAF, T.	13/13	START	START	START	START	START	START	START	START	START	START	START	START	START
SHUMWAY, R.	8/-	...	...	...	...	...	...	XXX	XXX	XXX	XXX	XXX	XXX	XXX
SHUMWAY, T.	11/9	START	START	XXX	START	START	START	...	...	XXX	START	START	START	START
SIMON, M.	13/4	XXX	XXX	XXX	START	XXX	XXX	START	START	START	XXX	XXX	XXX	XXX
SITAKETANOAI, L.	3/-	...	...	XXX	XXX	XXX	...	...	...	...	...	...	...	...
STEWART, C.	9/-	...	...	...	...	XXX	XXX	XXX	XXX	XXX	XXX	XXX	XXX	XXX
TAKITAKI, S.	13/12	START	START	START	START	START	START	START	START	START	START	START	START	XXX
TALIAULI, M.	13/2	XXX	XXX	XXX	XXX	XXX	XXX	XXX	XXX	XXX	START	START	XXX	XXX
TANIELU, H.	13/11	START	XXX	START	START	START	START	START	START	START	START	XXX	START	START
TANNER, B.	13/2	XXX	START	START	XXX	XXX	XXX	XXX	XXX	XXX	XXX	XXX	XXX	XXX
TANNER, Y.	4/-	...	...	...	...	...	...	XXX	XXX	XXX	...	...	...	XXX
TAPOSOA, J.	7/2	START	XXX	...	XXX	XXX	START	...	...	XXX	...	XXX	...	...
TAUSINGA, A.	13/9	START	START	XXX	XXX	START	XXX	START	START	START	XXX	START	START	START
TOLUTAU, U.	7/4	XXX	...	XXX	START	START	XXX	START	START	...	...	...	...	...
TONGA, K.	13/2	XXX	XXX	XXX	START	XXX	START	XXX	XXX	XXX	XXX	XXX	XXX	XXX
TRINNAMAN, J.	13/12	START	XXX	START	START	START	START	START	START	START	START	START	START	START
TUFIUA, L.	10/-	XXX	XXX	XXX	...	...	...	XXX	XXX	XXX	XXX	XXX	XXX	XXX
UNGA, M.	8/1	...	XXX	...	XXX	XXX	...	...	...	XXX	XXX	XXX	START	XXX
WARNER, F.	13/13	START	START	START	START	START	START	START	START	START	START	START	START	START
WARNER, T.	8/8	START	START	START	START	START	START	START	START	...	...	...	...	...
WILCOX, C.	12/5	XXX	XXX	XXX	XXX	...	XXX	XXX	XXX	START	START	START	START	START
WOLFGGRAMM, S.	11/-	XXX	XXX	XXX	XXX	XXX	XXX	XXX	XXX	XXX	XXX	...	...	XXX

RUSHING									
	GP	Att	Gain	Loss	Net	Avg	TD	Long	Avg/G
CANADA, Squally	11	120	716	6	710	5.9	6	54	64.5
TOLUTAU, Ula	7	72	308	5	303	4.2	2	18	43.3
KAFENTZIS, Austin	10	41	235	8	227	5.5	1	34	22.7
HALL, KJ	5	30	209	3	206	6.9	1	75	41.2
BURT, Riley	8	23	111	7	104	4.5	1	21	13.0
FONUA, Kavika	4	18	87	0	87	4.8	0	34	21.8
EL-BAKRI, Brayden	13	17	68	1	67	3.9	1	15	5.2
DYE, Trey	7	9	31	0	31	3.4	0	9	4.4
HOGUE, Beau	3	12	53	27	26	2.2	0	10	8.7
TRINNAMAN, Jonah	13	2	9	0	9	4.5	0	5	0.7
TANNER, Beau	13	1	6	0	6	6.0	0	6	0.5
DETMER, Koy	2	1	1	0	1	1.0	0	1	0.5
LINEHAN, Jonny	13	1	0	0	0	0.0	0	0	0.0
MANGUM, Tanner	8	34	83	85	-2	-0.1	0	13	-0.2
TEAM	8	8	0	29	-29	-3.6	0	0	-3.6
CRITCHLOW, Joe	6	15	17	66	-49	-3.3	0	7	-8.2
Total.....	13	404	1934	237	1697	4.2	12	75	130.5
Opponents.....	13	520	2155	236	1919	3.7	15	35	147.6

PASSING									
	G	Effic	Cmp-Att-Int	Pct	Yds	TD	Lng	Avg/G	
MANGUM, Tanner	8	110.80	147-257-9	57.2	1540	8	46	192.5	
CRITCHLOW, Joe	6	109.73	55-101-4	54.5	642	3	40	107.0	
HOGUE, Beau	3	105.61	19-39-3	48.7	257	2	50	85.7	
DETMER, Koy	2	43.22	7-20-3	35.0	91	0	39	45.5	
KAFENTZIS, Austin	10	0.00	0-1-0	0.0	0	0	0	0.0	
Total.....	13	106.56	228-418-19	54.5	2530	13	50	194.6	
Opponents.....	13	141.62	254-386-8	65.8	2928	19	52	225.2	

RECEIVING								
	G	No.	Yds	Avg	TD	Long	Avg/G	
BUSHMAN, Matt	13	49	520	10.6	3	37	40.0	
HIFO, Aleva	13	37	437	11.8	2	46	33.6	
SIMON, Micah	13	27	386	14.3	3	50	29.7	
SHUMWAY, Talon	11	25	257	10.3	0	33	23.4	
TRINNAMAN, Jonah	13	24	305	12.7	0	45	23.5	
PAU'U, Neil	11	14	139	9.9	2	28	12.6	
TANNER, Beau	13	12	135	11.2	1	40	10.4	
HALL, KJ	5	10	111	11.1	0	26	22.2	
EL-BAKRI, Brayden	13	9	80	8.9	1	26	6.2	
DYE, Trey	7	9	77	8.6	1	18	11.0	
CANADA, Squally	11	3	9	3.0	0	6	0.8	
BALDERREE, Tanner	11	2	26	13.0	0	14	2.4	
FONUA, Kavika	4	2	14	7.0	0	8	3.5	
TOLUTAU, Ula	7	2	11	5.5	0	9	1.6	
NWIGWE, JJ	13	1	12	12.0	0	12	0.9	
KAFENTZIS, Austin	10	1	8	8.0	0	8	0.8	
BURT, Riley	8	1	3	3.0	0	3	0.4	
Total.....	13	228	2530	11.1	13	50	194.6	
Opponents.....	13	254	2928	11.5	19	52	225.2	

ALL-PURPOSE YARDS								
	G	Rush	Rec	PR	KOR	IR	Tot	Avg/G
CANADA, Squally	11	710	9	0	6	0	725	65.9
TRINNAMAN, Jonah	13	9	305	0	332	0	646	49.7
BUSHMAN, Matt	13	0	520	0	0	0	520	40.0
HIFO, Aleva	13	0	437	0	23	0	460	35.4
SIMON, Micah	13	0	386	0	0	0	386	29.7
SHELTON, Michael	13	0	0	114	259	0	373	28.7
HALL, KJ	5	206	111	0	0	0	317	63.4
TOLUTAU, Ula	7	303	11	0	0	0	314	44.9
SHUMWAY, Talon	11	0	257	0	0	0	257	23.4
KAFENTZIS, Austin	10	227	8	0	0	0	235	23.5
EL-BAKRI, Brayden	13	67	80	0	0	0	147	11.3
TANNER, Beau	13	6	135	0	0	0	141	10.8
PAU'U, Neil	11	0	139	0	0	0	139	12.6
DYE, Trey	7	31	77	0	5	0	113	16.1
BURT, Riley	8	104	3	0	0	0	107	13.4
GHANWOLOKU, Dayan	13	0	0	0	0	105	105	8.1
FONUUA, Kavika	4	87	14	0	0	0	101	25.2
HANNEMANN, Micah	11	0	0	0	0	46	46	4.2
ANDERSON, Zayne	12	0	0	0	0	27	27	2.2
WARNER, Fred	13	0	0	0	0	26	26	2.0
BALDERREE, Tanner	11	0	26	0	0	0	26	2.4
HOGGE, Beau	3	26	0	0	0	0	26	8.7
JONES, Grant	9	0	0	0	0	20	20	2.2
HADLEY, Matt	5	0	0	0	15	0	15	3.0
NWIGWE, JJ	13	0	12	0	0	0	12	0.9
JACOBSON, Tanner	13	0	0	4	8	0	12	0.9
GRIFFITTS, Kyle	8	0	0	0	11	0	11	1.4
NIUMATALOLO, Va'a	11	0	0	0	8	0	8	0.7
DETMER, Koy	2	1	0	0	0	0	1	0.5
MANGUM, Tanner	8	-2	0	0	0	0	-2	-0.2
TEAM	8	-29	0	0	0	0	-29	-3.6
CRITCHLOW, Joe	6	-49	0	0	0	0	-49	-8.2
Total.....	13	1697	2530	118	667	224	5236	402.8
Opponents.....	13	1919	2928	64	591	334	5836	448.9

TOTAL OFFENSE						
	G	Plays	Rush	Pass	Total	Avg/G
MANGUM, Tanner	8	291	-2	1540	1538	192.2
CANADA, Squally	11	120	710	0	710	64.5
CRITCHLOW, Joe	6	116	-49	642	593	98.8
TOLUTAU, Ula	7	72	303	0	303	43.3
HOGGE, Beau	3	51	26	257	283	94.3
KAFENTZIS, Austin	10	42	227	0	227	22.7
HALL, KJ	5	30	206	0	206	41.2
BURT, Riley	8	23	104	0	104	13.0
DETMER, Koy	2	21	1	91	92	46.0
FONUUA, Kavika	4	18	87	0	87	21.8
EL-BAKRI, Brayden	13	17	67	0	67	5.2
DYE, Trey	7	9	31	0	31	4.4
TRINNAMAN, Jonah	13	2	9	0	9	0.7
TANNER, Beau	13	1	6	0	6	0.5
TEAM	8	8	-29	0	-29	-3.6
Total.....	13	822	1697	2530	4227	325.2
Opponents.....	13	906	1919	2928	4847	372.8

DEFENSE													
	Tackles					Sacks	Pass Defense			Fumbles		Misc.	
	GP-GS	Solo	Ast	Total	TFL/Yds	No-Yards	Int-Yds	BrUp	QBH	Rcv-Yds	FF	BLK	Saf
WARNER, Fred	13-13	48	39	87	9.0-21	1.0-8	1-26	5	.	1-0	1	.	.
TAKITAKI, Sione	13-12	43	36	79	12.5-62	5.0-36	.	2	4	.	.	.	.
PAU'U, Butch	11-10	37	37	74	3.0-10	.	.	2	1	.	.	.	.
KAUFUSI, Corbin	13-13	36	31	67	7.5-47	6.0-42	.	1	1	.	2	1	.
ANDERSON, Zayne	12-12	41	20	61	.	.	2-27	2	.	1-0	3	1	.
GHANWOLOKU, Dayan	13-13	37	21	58	1.0-1	.	2-105	6	.	.	.	.	.
PULSIPHER, Adam	13-5	29	25	54	1.0-2	.	.	.	.	1-0	1	.	.
HANNEMANN, Micah	11-10	28	20	48	1.0-1	.	1-46	2	.	.	1	.	.
WARNER, Troy	8-8	20	16	36	1.0-2	.	.	5	.	1-0	.	.	.
WILCOX, Chris	12-5	23	9	32	1.0-1	.	.	5	.	.	.	.	.
TANIELU, Handsome	13-11	13	17	30	1.0-3	.	.	.	.	.	.	.	.
TAUSINGA, Kesni	13-9	11	18	29	1.5-3	.	.	2	1	.	.	.	.
JACOBSON, Tanner	13-2	14	14	28	.	.	.	.	.	.	.	.	.
TALIAULI, Merrill	13-2	11	16	27	.	.	.	2	.	1-8	.	.	.
HADLEY, Matt	5-5	13	10	23	1.5-4	.	.	.	.	.	.	.	.
TONGA, Khyiris	13-2	9	10	19	4.0-17	2.0-12	.	3	.	.	1	.	.
HIFO, Marvin	6-1	9	9	18	.	.	.	.	.	.	.	.	.
PILI, Trajan	13-1	8	9	17	3.0-8	1.0-3	.	.	2	.	.	.	.
UNGA, Morgan	8-1	12	4	16	1.0-1	1.0-1	.	1	.	.	.	.	.
LEE, Austin	8-1	10	5	15	.	.	.	.	.	1-0	.	.	.
TAPUSOA, Johnny	7-2	8	6	14	.	.	.	1	.	.	.	.	.
SHELTON, Michael	13-1	10	1	11	1.0-1	.	1-0	2	.	.	.	.	.
KAUFUSI, Isaiah	11-0	5	6	11	.	.	.	.	.	.	.	.	.
WOLFGRAMM, Solomon	11-0	7	4	11	.	.	.	.	1	.	.	.	.
JONES, Grant	9-2	6	4	10	2.5-7	1.0-4	1-20	.	.	.	.	.	.
AH YOU, Chaz	7-0	6	3	9	1.0-2	.	.	.	.	.	.	.	.
GREENE, Trevion	10-0	8	1	9	.	.	.	.	.	.	.	.	.
NIUMATALOLO, Va'a	11-0	4	4	8	.	.	.	.	.	.	.	.	.
MO'UNGA, Tevita	3-2	3	4	7	0.5-1	.	.	.	.	.	.	.	.
TUIFUA, Langi	10-0	3	4	7	0.5-0	.	.	.	.	1-0	.	.	.
EL-BAKRI, Brayden	13-7	4	2	6	.	.	.	.	.	1-0	1	.	.
GREENE, Kamel	12-0	4	2	6	.	.	.	.	.	.	.	.	.
LEIATAUA, Uriah	7-0	3	2	5	.	.	.	.	.	.	.	.	.
SANDLIN, Rhett	13-0	3	2	5	.	.	.	.	.	.	.	.	.
FAUATEA, Lorenzo	3-0	.	4	4	0.5-0	.	.	.	1	.	.	.	.
STEWART, Cody	9-0	.	3	3	.	.	.	.	.	.	.	.	.
TANNER, Beau	13-2	2	.	2	.	.	.	.	.	.	.	.	.
BUSHMAN, Matt	13-8	1	1	2	.	.	.	.	.	.	.	.	.
KANUCH, Tuni	13-13	2	.	2	.	.	.	.	.	.	.	.	.
TEAM	8-0	.	2	2	.	.	.	.	.	.	.	.	.
NIUMATALOLO, Va	1-0	2	.	2	.	.	.	.	.	.	.	.	.
SIMON, Micah	13-4	.	1	1	.	.	.	.	.	.	.	.	.
KOROMA, Tejan	13-13	1	.	1	.	.	.	.	.	.	.	.	.
SHOAF, Thomas	13-13	1	.	1	.	.	.	.	.	.	.	.	.
LINEHAN, Jonny	13-0	1	.	1	.	.	.	.	.	.	.	.	.
FOWLER, Gavin	12-0	.	1	1	.	.	.	.	.	.	.	.	.
HARRIS, Mitch	11-0	.	1	1	.	.	.	.	.	.	.	.	.
MIKKELSEN, Andrew	12-0	1	.	1	.	.	.	.	.	.	1	.	.
MANGUM, Tanner	8-8	1	.	1	.	.	.	.	.	.	.	.	.
LEE, Hiva	13-0	.	1	1	.	.	.	.	.	.	.	.	.
DAVIS, Akile	12-0	.	.	.	.	.	.	.	.	1-0	.	.	.
Total.....	13-0	538	425	963	55-194	17-106	8-224	41	11	9-8	11	2	.
Opponents.....	13-0	480	330	810	48.0-221	26-176	19-334	69	21	8-42	12	.	1

FIELD GOALS									
	FGM-FGA	Pct	01-19	20-29	30-39	40-49	50-99	Lg	Blk
ALMOND, Rhett	13-19	68.4	0-0	4-6	7-9	2-4	0-0	46	0
MIKKELSEN, Andrew	1-1	100.0	0-0	0-0	1-1	0-0	0-0	35	0

PUNTING									
	No.	Yds	Avg	Long	TB	FC	I20	50+	Blkd
LINEHAN, Jonny	59	2533	42.9	59	2	20	26	10	0
EDWARDS, Corey	1	39	39.0	39	0	0	0	0	0
Total.....	60	2572	42.9	59	2	20	26	10	0
Opponents.....	56	2570	45.9	70	7	16	20	21	0

PUNT RETURNS					
	No.	Yds	Avg	TD	Long
SHELTON, Michael	17	114	6.7	0	39
JACOBSON, Tanner	6	4	0.7	0	7
LEE, Hiva	1	0	0.0	0	0
Total.....	24	118	4.9	0	39
Opponents.....	18	64	3.6	0	32

KICKOFFS					
	No.	Yds	Avg	TB	OB
MIKKELSEN, Andrew	31	1940	62.6	10	1
EDWARDS, Corey	18	1103	61.3	5	1
Total.....	49	3043	62.1	15	2
Opponents.....	69	4347	63.0	31	0

KICK RETURNS					
	No.	Yds	Avg	TD	Long
TRINNAMAN, Jonah	17	332	19.5	0	45
SHELTON, Michael	13	259	19.9	0	31
DYE, Trey	1	5	5.0	0	5
CANADA, Squally	1	6	6.0	0	6
HADLEY, Matt	1	15	15.0	0	15
HIFO, Aleva	1	23	23.0	0	23
GRIFFITTS, Kyle	1	11	11.0	0	11
NIUMATALOLO, Va'a	1	8	8.0	0	8
JACOBSON, Tanner	1	8	8.0	0	8
AMONE, Phillip	1	0	0.0	0	0
Total.....	38	667	17.6	0	45
Opponents.....	32	591	18.5	0	42

FUMBLE RETURNS					
	No.	Yds	Avg	TD	Long
TALIAULI, Merrill	1	8	8.0	0	8
Total.....	1	8	8.0	0	8
Opponents.....	2	42	21.0	1	42

INTERCEPTIONS					
	No.	Yds	Avg	TD	Long
GHANWOLOKU, Dayan	2	105	52.5	0	67
ANDERSON, Zayne	2	27	13.5	0	27
SHELTON, Michael	1	0	0.0	0	0
JONES, Grant	1	20	20.0	0	20
WARNER, Fred	1	26	26.0	0	26
HANNEMANN, Micah	1	46	46.0	1	46
Total.....	8	224	28.0	1	67
Opponents.....	19	334	17.6	2	51

FIELD GOAL SEQUENCE ( ) denotes made field goal		
	BYU Cougars	OPPONENTS
Portland State	(27),33,(35)	-
LSU	-	34,(23),(29)
UTAH	28	(21),(25),(31),(38)
Wisconsin	(31),(32)	(23)
Utah State	(37)	38,(32),(40)
Boise State	-	(20)
Mississippi State	(38)	-
ECU	(22),41	(42),(42),(32),(33)
San Jose State	33,(36),(30)	(48),(25)
Fresno State	(27),(46)	(43),(42)
UNLV	44,(28)	48
Massachusetts	(40)	43,(34),(28),(35)
Hawai'i	26,(35)	-





SCORING			PAT						
	TD	FGs	Kick	Rush	Rcv	Pass	DXP	Saf	Points
ALMOND, Rhett	0	13-19	22-23	0-0	0	0-0	0	0	61
CANADA, Squally	6	0-0	0-0	0-0	0	0-0	0	0	36
SIMON, Micah	3	0-0	0-0	0-0	0	0-0	0	0	18
BUSHMAN, Matt	3	0-0	0-0	0-0	0	0-0	0	0	18
EL-BAKRI, Brayden	2	0-0	0-0	0-0	0	0-0	0	0	12
TOLUTAU, Ula	2	0-0	0-0	0-0	0	0-0	0	0	12
HIFO, Aleva	2	0-0	0-0	0-0	0	0-0	0	0	12
PAU'U, Neil	2	0-0	0-0	0-0	0	0-0	0	0	12
TANNER, Beau	1	0-0	0-0	0-0	0	0-0	0	0	6
KAFENTZIS, Austin	1	0-0	0-0	0-0	0	0-0	0	0	6
HANNEMANN, Micah	1	0-0	0-0	0-0	0	0-0	0	0	6
HALL, KJ	1	0-0	0-0	0-0	0	0-0	0	0	6
DYE, Trey	1	0-0	0-0	0-0	0	0-0	0	0	6
BURT, Riley	1	0-0	0-0	0-0	0	0-0	0	0	6
MIKKELSEN, Andrew	0	1-1	2-2	0-0	0	0-0	0	0	5
MANGUM, Tanner	0	0-0	0-0	0-0	0	0-1	0	0	0
Total.....	26	14-20	24-25	0-0	0	0-1	0	0	222
Opponents.....	37	21-25	34-36	0-1	0	0-0	0	1	321

BYU INSIDE THE "BLUE ZONE"											Failed to score					
Date	Opponent	W-L	Score	Times	Scored	Pts	TD	RushTD	PassTD	FGM	FGA	Downs	Int	Fumb	Half	Game
Aug 26	Portland State	W	20-6	5	3	13	1	1	0	2	1	0	0	0	1	0
	vs LSU	L	0-27	0	0	0	0	0	0	0	0	0	0	0	0	0
Sep 09	UTAH	L	13-19	3	2	13	2	1	1	0	1	0	0	0	0	0
Sep 16	Wisconsin	L	6-40	2	2	6	0	0	0	2	0	0	0	0	0	0
Sep 29	at Utah State	L	24-40	1	1	3	0	0	0	1	0	0	0	0	0	0
Oct 06	Boise State	L	7-24	1	1	7	1	1	0	0	0	0	0	0	0	0
Oct 14	at Mississippi	L	10-35	0	0	0	0	0	0	0	0	0	0	0	0	0
Oct 21	at ECU	L	17-33	4	3	17	2	0	2	1	0	1	0	0	0	0
Oct 28	San Jose State	W	41-20	6	4	20	2	1	1	2	1	0	0	0	1	0
Nov 04	at Fresno State	L	13-20	2	2	10	1	1	0	1	0	0	0	0	0	0
Nov 10	at UNLV	W	31-21	8	5	31	4	3	1	1	1	1	0	0	1	0
Nov 18	Massachusetts	L	10-16	1	1	7	1	0	1	0	0	0	0	0	0	0
Nov 25	at Hawai'i	W	30-20	5	4	23	3	2	1	1	1	0	0	0	0	0
	Totals			38	28	150	17	10	7	11	5	2	0	0	3	0

OPPONENTS INSIDE THE BYU "BLUE ZONE"									Failed to score					
Date	Opponent	Times	Scored	Pts	TD	RushTD	PassTD	FGM	FGA	Downs	Int	Fumb	Half	Game
Aug 26	Portland State	1	1	6	1	0	1	0	0	0	0	0	0	0
	vs LSU	7	5	27	3	3	0	2	1	1	0	0	0	0
Sep 09	UTAH	7	5	19	1	1	0	4	0	1	0	0	1	0
Sep 16	Wisconsin	7	6	38	5	1	4	1	0	0	0	0	1	0
Sep 29	at Utah State	3	3	12	1	1	0	2	0	0	0	0	0	0
Oct 06	Boise State	4	3	17	2	2	0	1	0	1	0	0	0	0
Oct 14	at Mississippi State	5	4	28	4	3	1	0	0	0	1	0	0	0
Oct 21	at ECU	4	4	20	2	1	1	2	0	0	0	0	0	0
Oct 28	San Jose State	2	2	10	1	0	1	1	0	0	0	0	0	0
Nov 04	at Fresno State	4	3	17	2	2	0	1	0	0	0	0	1	0
Nov 10	at UNLV	4	3	21	3	1	2	0	0	0	1	0	0	0
Nov 18	Massachusetts	3	3	9	0	0	0	3	0	0	0	0	0	0
Nov 25	at Hawai'i	2	2	13	2	0	2	0	0	0	0	0	0	0
	Totals	53	44	237	27	15	12	17	1	3	2	0	3	0

Opp	Qtr	Time	Scoring play	Conversion	Plays-Yards	TOP
PSU	1st	02:01	PAU'U, N. 28 yd pass from MANGUM, T.	ALMOND, R. kick	4-64	1:19
	2nd	07:57	CANADA, S. 1 yd run	ALMOND, R. kick	8-66	3:25
	4th	13:22	ALMOND, R. 27 yd field goal		13-83	6:02
	4th	02:09	ALMOND, R. 35 yd field goal		4-5	1:33
Utah	3rd	09:47	TOLUTAU, U. 1 yd run	MANGUM, T. pass	5-22	1:35
	4th	02:38	DYE, T. 7 yd pass from MANGUM, T.	ALMOND, R. kick	11-76	3:13
WISC	1st	02:47	ALMOND, R. 31 yd field goal		14-61	6:54
	2nd	00:00	ALMOND, R. 32 yd field goal		5-60	0:25
USU	1st	09:18	HANNEMANN, M. 46 yd interception return	ALMOND, R. kick		
	2nd	14:51	EL-BAKRI, B. 26 yd pass from HOGE, B.	ALMOND, R. kick	8-68	3:04
	2nd	13:30	TANNER, B. 40 yd pass from HOGE, B.	ALMOND, R. kick	3-55	0:53
	4th	12:28	ALMOND, R. 37 yd field goal		6-41	2:20
BSU	1st	07:08	TOLUTAU, U. 3 yd run	ALMOND, R. kick	10-48	5:48
MS	2nd	03:35	ALMOND, R. 38 yd field goal		7-54	3:32
	3rd	00:44	HIFO, A. 27 yd pass from MANGUM, T.	ALMOND, R. kick	1-42	0:21
ECU	1st	06:52	SIMON, M. 12 yd pass from MANGUM, T.	ALMOND, R. kick	5-28	2:36
	2nd	00:00	ALMOND, R. 22 yd field goal		9-70	4:14
	4th	03:48	BUSHMAN, M. 12 yd pass from MANGUM,	ALMOND, R. kick	8-73	2:37
SJSU	1st	10:43	SIMON, M. 23 yd pass from MANGUM, T.	ALMOND, R. kick	5-85	1:56
	1st	09:34	BUSHMAN, M. 11 yd pass from MANGUM,	ALMOND, R. kick	2-10	1:03
	2nd	10:27	HALL, KJ 75 yd run	ALMOND, R. kick	2-75	0:18
	2nd	05:09	ALMOND, R. 36 yd field goal		6-29	2:15
	3rd	05:30	CANADA, S. 9 yd run	ALMOND, R. kick	11-95	4:22
	4th	14:52	SIMON, M. 41 yd pass from MANGUM, T.	ALMOND, R. kick	4-46	0:57
	4th	12:12	ALMOND, R. 30 yd field goal		5-14	2:09
FS	2nd	11:30	ALMOND, R. 27 yd field goal		14-78	5:32
	2nd	00:00	ALMOND, R. 46 yd field goal		15-64	3:20
	3rd	04:28	CANADA, S. 4 yd run	ALMOND, R. kick	11-75	5:32
UNLV	2nd	09:06	EL-BAKRI, B. 1 yd run	ALMOND, R. kick	7-80	3:21
	2nd	00:27	HIFO, A. 11 yd pass from CRITCHLOW, J.	ALMOND, R. kick	11-74	3:53
	3rd	13:04	CANADA, S. 2 yd run	ALMOND, R. kick	4-68	1:49
	3rd	01:40	KAFENTZIS, A. 11 yd run	ALMOND, R. kick	6-75	2:43
	4th	05:39	ALMOND, R. 28 yd field goal		10-45	4:59
UMass	3rd	01:35	ALMOND, R. 40 yd field goal		9-53	3:20
	4th	00:53	BUSHMAN, M. 6 yd pass from CRITCHLOW, J.	ALMOND, R. kick	9-87	1:28



BYU INDIVIDUAL GAME HIGHS		
<b>Rushes</b>	25	CANADA, Squally at UNLV (Nov 10, 2017)
<b>Yards Rushing</b>	213	CANADA, Squally at UNLV (Nov 10, 2017)
<b>TD Rushes</b>	2	CANADA, Squally at Hawai'i (Nov 25, 2017)
<b>Long Rush</b>	75	HALL, KJ vs San Jose State (Oct 28, 2017)
<b>Pass attempts</b>	45	CRITCHLOW, Joe vs Massachusetts (Nov 18, 2017)
<b>Pass completions</b>	26	MANGUM, Tanner at ECU (Oct 21, 2017)
<b>Yards Passing</b>	319	MANGUM, Tanner at ECU (Oct 21, 2017)
<b>TD Passes</b>	3	MANGUM, Tanner vs San Jose State (Oct 28, 2017)
<b>Long Pass</b>	50	HOGGE, Beau vs Wisconsin (Sep 16, 2017)
<b>Receptions</b>	9	HIFO, Aleva at ECU (Oct 21, 2017)
		BUSHMAN, Matt at Fresno State (Nov 04, 2017)
<b>Yards Receiving</b>	148	HIFO, Aleva at ECU (Oct 21, 2017)
<b>TD Receptions</b>	2	SIMON, Micah vs San Jose State (Oct 28, 2017)
<b>Long Reception</b>	50	SIMON, Micah vs Wisconsin (Sep 16, 2017)
<b>Field Goals</b>	2	ALMOND, Rhett vs Portland State (Aug 26, 2017)
		ALMOND, Rhett vs Wisconsin (Sep 16, 2017)
		ALMOND, Rhett vs San Jose State (Oct 28, 2017)
		ALMOND, Rhett at Fresno State (Nov 04, 2017)
<b>Long Field Goal</b>	46	ALMOND, Rhett at Fresno State (Nov 04, 2017)
<b>Punts</b>	7	LINEHAN, Jonny vs LSU (09/02/17)
<b>Punting Avg</b>	48.0	LINEHAN, Jonny at Hawai'i (Nov 25, 2017)
<b>Long Punt</b>	59	LINEHAN, Jonny at ECU (Oct 21, 2017)
<b>Punts inside 20</b>	4	LINEHAN, Jonny at Mississippi State (Oct 14, 2017)
<b>Long Punt Return</b>	39	SHELTON, Michael vs Massachusetts (Nov 18, 2017)
<b>Long Kickoff</b>	45	TRINNAMAN, Jonah vs UTAH (Sep 09, 2017)
<b>Tackles</b>	12	PAU'U, Butch at Mississippi State (Oct 14, 2017)
<b>Sacks</b>	2.0	TAKITAKI, Sione vs Portland State (Aug 26, 2017)
<b>Tackles For Loss</b>	3.0	TAKITAKI, Sione vs Portland State (Aug 26, 2017)
		WARNER, Fred at Utah State (Sep 29, 2017)
<b>Interceptions</b>	2	GHANWOLOKU, Dayan at Mississippi State (Oct 14, 2017)

BYU TEAM GAME HIGHS		
<b>Rushes</b>	54	at Hawai'i (Nov 25, 2017)
<b>Yards Rushing</b>	285	at Hawai'i (Nov 25, 2017)
<b>Yards Per Rush</b>	6.8	vs San Jose State (Oct 28, 2017)
<b>TD Rushes</b>	3	at UNLV (Nov 10, 2017)
		at Hawai'i (Nov 25, 2017)
<b>Pass attempts</b>	45	vs Massachusetts (Nov 18, 2017)
<b>Pass completions</b>	26	at ECU (Oct 21, 2017)
<b>Yards Passing</b>	332	vs San Jose State (Oct 28, 2017)
<b>Yards Per Pass</b>	8.7	vs San Jose State (Oct 28, 2017)
<b>TD Passes</b>	3	vs San Jose State (Oct 28, 2017)
<b>Total Plays</b>	78	at Hawai'i (Nov 25, 2017)
<b>Total Offense</b>	598	vs San Jose State (Oct 28, 2017)
<b>Yards Per Play</b>	7.8	vs San Jose State (Oct 28, 2017)
<b>Points</b>	41	vs San Jose State (Oct 28, 2017)
<b>Sacks By</b>	4	at Utah State (Sep 29, 2017)
<b>First Downs</b>	26	at Hawai'i (Nov 25, 2017)
<b>Penalties</b>	8	at Utah State (Sep 29, 2017)
		at ECU (Oct 21, 2017)
<b>Penalty Yards</b>	70	vs Portland State (Aug 26, 2017)
<b>Turnovers</b>	7	at Utah State (Sep 29, 2017)
<b>Interceptions By</b>	2	at Mississippi State (Oct 14, 2017)
		at UNLV (Nov 10, 2017)
<b>Punts</b>	7	vs LSU (09/02/17)
		at Mississippi State (Oct 14, 2017)
<b>Punting Avg</b>	48.0	at Hawai'i (Nov 25, 2017)
<b>Long Punt</b>	59	at ECU (Oct 21, 2017)
<b>Punts inside 20</b>	4	at Mississippi State (Oct 14, 2017)
<b>Long Punt Return</b>	39	vs Massachusetts (Nov 18, 2017)

OPPONENT INDIVIDUAL GAME HIGHS		
Rushes	29	MATTISON, Alex, vs Boise State (Oct 06, 2017)
Yards Rushing	128	TAYLOR, J., vs Wisconsin (Sep 16, 2017)
TD Rushes	2	GUICE, Derrius, vs LSU (09/02/17)
		MATTISON, Alex, vs Boise State (Oct 06, 2017)
		FITZGERALD, at Mississippi State (Oct 14, 2017)
		MIMS, Jordan, at Fresno State (Nov 04, 2017)
Long Rush	35	THOMAS, Lexington, at UNLV (Nov 10, 2017)
Pass attempts	39	AARON, Montel, vs San Jose State (Oct 28, 2017)
Pass completions	28	BROWN, Dru, at Hawai'i (Nov 25, 2017)
Yards Passing	325	STANTON, Johnny, at UNLV (Nov 10, 2017)
TD Passes	4	HORNIBROOK, Alex., vs Wisconsin (Sep 16, 2017)
Long Pass	52	ETLING, Danny, vs LSU (09/02/17)
Receptions	10	GRAYSON, Davon, at ECU (Oct 21, 2017)
Yards Receiving	164	GRAYSON, Davon, at ECU (Oct 21, 2017)
TD Receptions	2	CEPHUS, Quintez, vs Wisconsin (Sep 16, 2017)
Long Reception	52	CHARK, DJ, vs LSU (09/02/17)
Field Goals	4	GAY, Matt, vs UTAH (Sep 09, 2017)
		VERITY, Jake, at ECU (Oct 21, 2017)
Long Field Goal	48	CRAWFORD, Bryce, vs San Jose State (Oct 28, 2017)
Punts	8	DALTON, Aaron, at Utah State (Sep 29, 2017)
Punting Avg	54.0	SKILLIN, Quinn, vs Boise State (Oct 06, 2017)
Long Punt	70	COWDEN, Hayden, vs Portland State (Aug 26, 2017)
Punts inside 20	3	CARRIZOSA, Michael, vs San Jose State (Oct 28, 2017)
		CUSICK, Blake, at Fresno State (Nov 04, 2017)
Long Punt Return	32	CHARK, DJ, vs LSU (09/02/17)
Long Kickoff Return	42	TAYLOR, A.J., vs Wisconsin (Sep 16, 2017)
Tackles	14	ALLISON, J., at Fresno State (Nov 04, 2017)
Sacks	2.0	THOMPSON, Corey, vs LSU (09/02/17)
		BARR, Bryton, vs Massachusetts (Nov 18, 2017)
Tackles For Loss	3.0	SCOTT, Jamal, vs San Jose State (Oct 28, 2017)
Interceptions	3	DAVIS, Jalen, at Utah State (Sep 29, 2017)

OPPONENT INDIVIDUAL GAME HIGHS		
Rushes	57	vs LSU (09/02/17)
Yards Rushing	306	at Mississippi State (Oct 14, 2017)
Yards Per Rush	5.8	at Mississippi State (Oct 14, 2017)
TD Rushes	3	vs LSU (09/02/17)
		at Mississippi State (Oct 14, 2017)
		vs San Jose State (Oct 28, 2017)
		vs UTAH (Sep 09, 2017)
		at Hawai'i (Nov 25, 2017)
Yards Passing	325	at UNLV (Nov 10, 2017)
Yards Per Pass	13.5	vs Wisconsin (Sep 16, 2017)
TD Passes	4	vs Wisconsin (Sep 16, 2017)
Total Plays	84	at Mississippi State (Oct 14, 2017)
Total Offense	546	at Mississippi State (Oct 14, 2017)
Yards Per Play	7.2	vs Wisconsin (Sep 16, 2017)
Points	40	vs Wisconsin (Sep 16, 2017)
		at Utah State (Sep 29, 2017)
Sacks By	7	vs Massachusetts (Nov 18, 2017)
First Downs	35	at Mississippi State (Oct 14, 2017)
Penalties	11	vs UTAH (Sep 09, 2017)
Penalty Yards	97	vs UTAH (Sep 09, 2017)
Turnovers	5	vs San Jose State (Oct 28, 2017)
Interceptions By	4	at Utah State (Sep 29, 2017)
		vs Massachusetts (Nov 18, 2017)
Punts	8	at Utah State (Sep 29, 2017)
Punting Avg	53.0	at Mississippi State (Oct 14, 2017)
Long Punt	70	vs Portland State (Aug 26, 2017)
Punts inside 20	3	vs San Jose State (Oct 28, 2017)
		at Fresno State (Nov 04, 2017)
Long Punt Return	32	vs LSU (09/02/17)



## NO. 6 IN TOTAL WINS OVER LAST 40 YEARS

BYU ranks No. 6 in total wins among all FBS programs over the past 40 seasons with 352 victories. (1978-2017)

1. Nebraska	380
2. Florida State	374
3. Ohio State	372
4. Oklahoma	369
5. Miami	356
<b>6. BYU</b>	<b>352</b>
7. Georgia	351



BYU football is No. 6 in total wins over the past 40 years stretching from 1978 through 2017. The outstanding tradition was built upon the consistent and collective effort of former players and coaches every year. Excellent team and individual performances have provided the trajectory for rich tradition with the Cougars amassing a 352-156-2 (.692) record over the past 40 seasons along with 19 conference titles, 33 bowl invitations, 14 bowl wins and 30 8-win seasons, including 16 seasons of at least 10 wins. In that time frame, BYU football finished the season 17 times ranked in the top 25 with more than 50 victories over current Power 5 opponents.



Marc Wilson started the year but Jim McMahon filled in when Wilson went down injured in 1978. The duo quarterbacked the Cougars to a 9-4 record, WAC title and Holiday Bowl



Down 20 points in the with four minutes remaining to SMU in the 1980 Holiday Bowl, BYU rallied to score three times with a touchdown pass, recovered on onside kick and scored again then blocked a punt with 13 seconds to go. Jim McMahon launched a Hail Mary 41 yards as time expired and Clay Brown came up with it despite having four Mustangs piled on top. Kurt Gunther kicked the extra point and BYU won 46-45 in one of the greatest college football comebacks of all time.



The Cougars won the 1984 National Championship, finishing the major polls ranked No. 1 after going a perfect 13-0. BYU defeated No. 3 Pitt on the road to open the season and took down Michigan in the Holiday Bowl to cap off the undefeated season.



BYU pumped out quarterbacks like a factory year after year after year. From 1976-1984, BYU produced a string of quarterbacks the likes of Gifford Nielsen, Marc Wilson, Jim McMahon, Steve Young and Robbie Bosco. All of them earned All-America honors.







Hosting the defending national champs, the No. 1 Miami Hurricanes in the first home game in Provo of the 1990 season, BYU and Ty Detmer took down the champs, 28-21 in one of the most electrifying games ever in Provo. Detmer threw for 406 yards and three touchdowns.



Detmer had one of the greatest seasons ever by a college quarterback in 1990. He threw for 5,188 yards and 41 touchdowns. He set 42 NCAA records and tied five more and won the Heisman Trophy. Detmer also won the Maxwell Award that year, in addition to the Davey O'Brien Award in 1990 and 1991. He also won the Sammy Baugh Trophy in 1991.



The 1996 team is regarded as one of the most talented in BYU history and went on to win an NCAA-record 14 games. The Cougars won a WAC Championship game over nationally ranked Wyoming and went on to play No. 14 Kansas State in the Cotton Bowl on New Year's Day. BYU beat the Wildcats 19-15 in another terrific postseason game in the Cougars storied history and propelled the team to a No. 5 final ranking.



Following Hall of Fame head coach LaVell Edwards retirement in 2000, new head coach Gary Crowton continued the tradition in 2001 with an offensive juggernaut of a squad that went 12-2 and led the NCAA with 542.9 yards per game of total offense and 46.8 points per game. Running back Luke Staley won the Doak Walker award and led the NCAA in yards per carry (8.1) and in scoring with 28 total touchdowns.

Bronco Mendenhall restored not just the traditional look of BYU football, but also brought back much of its winning tradition. Mendenhall's teams went 99-43 in his 11 seasons, reaching a bowl game each year and were ranked nationally in 9 of 11 years.



Beloved head coach, LaVell Edwards, passed away at the age of 86, at home surrounded by his family on Dec. 29, 2016. He was able to see one more victory on Dec. 21 as BYU beat Wyoming 24-21 in the Poinsettia Bowl.

Kalani Sitake was hired as the head coach following the 2015 season. He was one of just five first-time FBS head coaches to finish 2016 with a winning record at 9-4.

In 2010, BYU announced a move to football independence and left the Mountain West. In six seasons, BYU has played a national schedule and gone 56-35.

# 1984 NATIONAL CHAMPIONS

## 13-0

Sept. 1	at No. 3 Pittsburgh	<b>W 20-14</b>
Sept. 8	Baylor	<b>W 47-13</b>
Sept. 15	Tulsa	<b>W 38-15</b>
Sept. 22	at Hawaii	<b>W 18-13</b>
Oct. 6	at Colorado State	<b>W 52-9</b>
Oct. 13	Wyoming	<b>W 41-38</b>
Oct. 20	at Air Force	<b>W 30-25</b>
Oct. 25	at New Mexico	<b>W 48-0</b>
Nov. 3	UTEP	<b>W 42-9</b>
Nov. 10	San Diego State	<b>W 34-3</b>
Nov. 17	at Utah	<b>W 24-14</b>
Nov. 24	Utah State	<b>W 38-13</b>
Dec. 21	vs. Michigan	<b>W 24-17</b>



The Cougars were named No. 1 by the Associated Press, the United Press International, Sports Illustrated, CNN-USA Today and the Football Writers of America after finishing the season with a perfect 13-0 record. LaVell Edwards was selected as the NCAA National Coach of the Year and was invited to visit President Ronald Reagan at the White House.

The season featured several game-saving plays as the Cougars moved their way up the rankings. Quarterback Robbie Bosco connected with wide receiver Adam Haysbert for a 50-yard touchdown pass with 1:37 left to play to take the lead in the season-opening win at No. 3 Pittsburgh.

Safety Kyle Morrell's timed leap over the center to stop a quarterback sneak short of the goal line gave BYU the momentum they needed to foil Hawaii's upset attempt. Tight end David Mills was poked in the eye, but came through with a leaping grab in the end zone to help BYU overcome Wyoming 41-38 in the homecoming game.

The Cougars ascended to the No. 1 spot on Nov. 17 following a 24-14 victory at Utah combined with a Nebraska loss to Oklahoma and a Navy upset over unbeaten and then No. 2 South Carolina. The Cougars maintained their No. 1 ranking heading into the bowl game after defeating Utah State 38-13 in the final contest of the regular season.

With a TV blimp in the sky over Jack Murphy Stadium, Bosco left the Holiday Bowl in the first quarter with an ankle injury, but returned late in the second taped up and played in the shotgun to finish the game. BYU trailed 17-10 after



Michigan hit a field goal to begin the fourth quarter. The Cougars then took over the game, Bosco completed seven pass attempts to five different receivers and hit wide receiver Glen Kozlowski between two Michigan defenders for the game-tying touchdown.

Michigan threatened to score again, but linebacker Kurt Gouveia sacked the Wolverine quarterback for a 16-yard loss to force a punt. BYU moved the ball 70 yards to the Michigan 13-yard line when Bosco scrambled up the middle, keeping his eyes down field, and drilled the ball into running back Kelly Smith for the game-winning touchdown.

Controversy was abundant as many of the so-called experts such as NBC announcer Bryant Gumbell and Oklahoma head coach Barry Switzer accused BYU of playing a "Bo-Diddley Tech" schedule. However, at the end of the season BYU was the only team unscathed with a loss.

1984 FINAL POLLS			
ASSOCIATED PRESS.		USA TODAY/CNN	
1. BYU (38)	1,160	1. BYU (38)	789
2. Washington (16)	1,140	2. Washington (3)	751
3. Florida (6)	1,092	3. Florida (3)	746
4. Nebraska	1,017	4. Nebraska	689
5. Boston College	932	5. Oklahoma	660
6. Oklahoma	883	6. Boston College	648
7. Oklahoma St.	864	7. Oklahoma St.	625
8. SMU	761	8. SMU	543
9. UCLA	613	9. Maryland	512
10. USC	596	10. USC	486





## REMEMBERING COLLEGE FOOTBALL HALL OF FAME HEAD COACH

# LAVELL EDWARDS

257 CAREER VICTORIES • 19 CONFERENCE TITLES • 1 NATIONAL CHAMPIONSHIP

October 11, 1930 - December 29, 2016

Legendary BYU head football coach LaVell Edwards passed away Dec. 29, 2016 at the age of 86 surrounded by his wife Patti and his family.

Edwards, a coaching icon in college football, led the Cougars for 29 seasons from 1972 to 2000. He amassed 257 victories, which ranks seventh in NCAA Division I history. In addition, Edwards led BYU to the 1984 National Championship and was inducted into the College Football Hall of Fame in 2004.

"I love LaVell Edwards. He came into my life, and the life of many others, at just the right time," BYU director of athletics Tom Holmoe said. "I had the influence of a great coach, a wonderful person, a disciple of Christ, a loyal family man and a true friend, from the day I met him until the day he passed away. LaVell had a pure heart. He was the dream coach of every parent. His example will forever be with me and I will strive to live a life of love as he always did."

Known for his stoic sideline demeanor and quick-witted humor, Edwards was once labeled by USA Today as a "national coaching treasure." Beloved not only in coaching circles and all of Cougar Nation, but especially by the many hundreds of players under his tutelage, including current head coach Kalani Sitake who was a fullback and team captain for the Cougars.

In 1972, Edwards assumed command of a BYU program that had won just 173 games over 49 seasons, including just 14 winning seasons. The Cougars had never been to a bowl game and had just one conference championship prior to Edwards' promotion to head coach.

Undaunted by the formidable rebuilding task that lay ahead, Edwards wasted little time in transforming BYU into a national power, pioneering an aggressive and innovative passing attack that led BYU to conference titles in 19 of 29 seasons and an overall record of 257-101-3.

In his first season as the head coach, he gave BYU fans a glimpse of the future. Edwards led the Cougars to a 7-4 overall record, including a 16-7 win over in-state rival Utah. Just two seasons later, Edwards had the team rolling. The Cougars won the WAC Championship after a 48-20 victory over the Utes and accepted an invitation to the Fiesta Bowl -- the team's first-ever bowl appearance, starting a run of 22 bowls in 29 years. The 1974 season turned out to be the first of 27 straight non-losing seasons.

After recording an 11-1 record in 1979, a 12-1 record in 1980 another 11-win season in 1981, eight more wins in '82, and 11 additional wins in 1983, Edwards led BYU to a perfect 13-0 season in 1984. Following a 24-17 win over Michigan in the Holiday Bowl, the Cougars were crowned national champions. Not surprisingly, Edwards was named the National Coach of the Year for the second time in his career.

1972  
Named BYU football head coach. BYU went 7-4 in his inaugural season and Pete Van Valkenburg won the NCAA rushing title

1974  
BYU wins first Western Athletic Conference championship under Edwards with a 7-4-1 overall record, earning first bowl berth in school history (Fiesta Bowl). Quarterback Gary Sheide wins Sammy Baugh Trophy (First of 7 BYU winners)

1977  
BYU leads the nation in passing yards for the second consecutive year (341.6 ypg). Marc Wilson quarterback team to second-consecutive 9-win season.

1979  
BYU wins 11 games, reaching double digits for the first time in school history and Edwards named Bobby Dodd Coach of the Year. Marc Wilson named BYU's first Consensus All-American quarterback and wins Sammy Baugh Trophy.

1981  
Jim McMahon named Consensus All-American and wins the Sammy Baugh and Davey O'Brien Awards and quarterback wins 11-2 season, winning back-to-back bowl games with a win over Washington State. Edwards coaches the West to a victory in the Hula Bowl

1962  
Hired by BYU head football coach Hal Mitchell to coach the defensive line, eventually promoted to defensive coordinator

1973  
Went 5-6 in second season, BYU's only losing season in his 29-year tenure

1976  
BYU wins 9 games, most in school history to date. QB Gifford Nielson named First Team All-American and BYU leads nation in passing offense for first time (307.8 ypg)

1978  
Edwards earns doctorate in education from BYU. The Cougars played in their first Holiday Bowl, starting a span of 17 consecutive bowl appearances.

1980  
BYU wins first bowl game, nicknamed the "Miracle Bowl" after coming back to beat SMU 46-45 after Jim McMahon completed a Hail Mary to Clay Brown to cap the 21-point four-minute comeback and a 12-1 season.

1983  
After losing first game, BYU wins 11 straight and finishes season ranked No. 7 in the polls, the best finish to date in school history. Edwards wins 100th game (SDSU). Steve Young named Consensus All-American and wins Sammy Baugh, Davey O'Brien and finishes second in Heisman voting.





Under his direction, BYU recorded 10 straight WAC championships from 1976 through 1985. The Cougars also played in 17 consecutive bowl games from 1978 until 1994.

On New Year's Day in 1997, BYU set an NCAA record with 14 victories after winning the Cotton Bowl to cap the 1996 season in a thrilling 19-15 victory over No. 14 Kansas State. BYU finished ranked No. 5 nationally – its highest finish since the 1984 title.

The Cougars won 18 WAC championships under Edwards and the inaugural Mountain West Conference title in 1999.

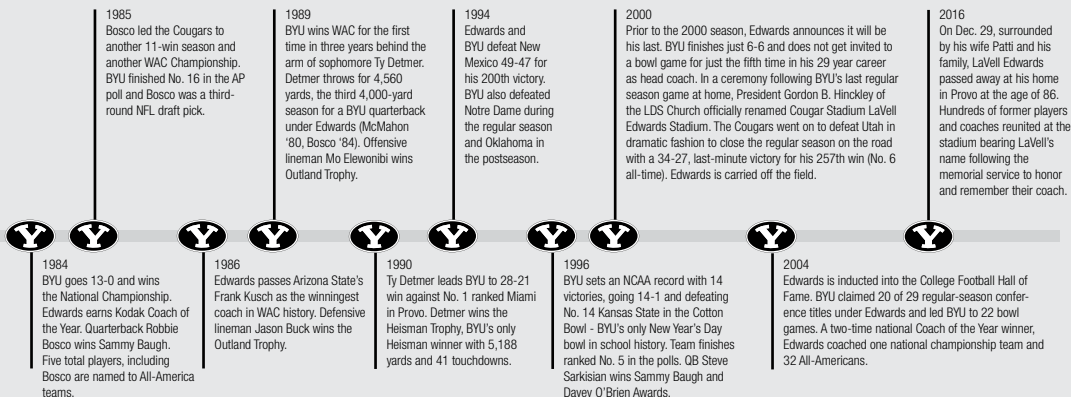
Edwards announced his retirement prior to the 2000 season but BYU would honor him by renaming Cougar Stadium to LaVell Edwards Stadium prior to the final home game of the year on Nov. 18. A banner bearing the new name was unveiled in a pre-game ceremony conducted by President Gordon B. Hinckley, president of The Church of Jesus Christ of Latter-day Saints.

A week later BYU sent Edwards into retirement with one more magical moment. Trailing Utah 27-26 in Salt Lake City with 23 seconds left, quarterback Brandon Doman kept it and ran up the right side for a 7-yard touchdown to send Edwards out a winner in his final game. Edwards was carried off the field by his players in a touching moment to end his Cougar career.

Edwards coached one Heisman Trophy winner, two Outland Trophy recipients, four Davey O'Brien awardees, seven Sammy Baugh Trophy Winners, 31 All-Americans and four College Football Hall of Famers. BYU's success didn't come without personal reward for Edwards either. He was named NCAA District 8 Coach of the Year eight times, Bobby Dodd National Coach of the Year in 1979 and AFCA National Coach of the Year in 1984.

Following his coaching career, Edwards continued his life of service with a full-time LDS mission with his wife Patti to New York City from 2002-2003. He also served on several committees and boards for various college football awards and governing bodies since his retirement.

The eighth of 14 children, Edwards graduated from Lincoln High School in Orem. He attended Utah State University, where he was an all-conference lineman before serving a two-year commitment in the Army. He and Patti were married for more than 65 years. The Edwards have three children, Ann [Cannon], John and Jim.







# ALL-AMERICAN-QBs

Since the days of Virgil Carter and Gary Sheide in the 1960s and early 1970s, BYU has produced an assembly line of outstanding quarterbacks in Provo that have earned unprecedented success in the market of college and professional football. Eleven BYU quarterbacks have earned at least an honorable mention All-America citation or Academic All-America honors.

Volumes have been written about BYU's passing game and great quarterback tradition. BYU quarterbacks have owned the NCAA record books and have won the Sammy Baugh trophy seven times and the Davey O'Brien four times. BYU's quarterback factory has also produced a Heisman Trophy winner in Ty Detmer

and many other Heisman Trophy candidates. Quarterbacks Gifford Nielsen, Marc Wilson, Jim McMahon, Steve Young and Ty Detmer have been inducted into the College Football Hall of Fame.

On seven different occasions, BYU quarterbacks have finished as the NCAA total offense leaders. Three of the top-15 career passing efficiency leaders are from BYU. In the 29 years LaVell Edwards coached at BYU, the Cougars led the nation in passing eight times and finished in the top five 17 times.

When Edwards was named head coach at BYU in 1972, he realized he couldn't compete initially with the big schools for the big-time

athletes. So he installed a passing attack that would change the future of college football. The offense worked, and the Cougars began passing the competition. BYU became one of the first universities to use the forward pass consistently and effectively in a time when throwing the football was a mere alternative to running the ball.

The pass has been good to BYU. Prior to Edwards, the program had won a total of 171 games and had only 16 winning seasons since 1922. Since 1972, BYU is No. 8 in total wins with 382. BYU has won or tied for a conference championship 23 times, played in 34 bowl games and won the national championship in 1984.



## VIRGIL CARTER

Carter led the NCAA in touchdown passes and total offense in 1966. He set an NCAA record in 1966 with 599 yards of total offense at UTEP. He was an Academic All-American and finished 11th in the 1966 Heisman voting.



## GARY SHEIDE

Sheide won the Sammy Baugh trophy in 1974 and was second in the NCAA in passing in both 1973 and 1974. He was the 1974 WAC Offensive Player of the Year and finished eighth in the 1974 Heisman ballot while earning All-American Honorable Mention from UPI.



## GIFFORD NIELSEN

A First Team All-American in 1976, Nielsen led the NCAA in TD passes and passing yards and was second in total offense in 1976. He finished sixth in the 1976 Heisman voting and was inducted into the College Football Hall of Fame in 1994.



## MARC WILSON

Wilson won the Sammy Baugh in 1979 along with being named a Consensus All-American and third in the Heisman Trophy vote. He led the nation in total offense and set 19 NCAA records in his career. He was a first-round draft pick of the Oakland Raiders (15th overall) and was inducted into the College Football Hall of Fame in 1996.



## JIM MCMAHON

McMahon won the Davey O'Brien, Sammy Baugh and was named a Consensus All-American in 1981. He set 75 NCAA records in his career and led the NCAA in total offense passing in both 1980 and 1981. McMahon finished third (1981) and fifth (1980) in the Heisman voting. He went on to be a first round pick of the Chicago Bears in 1982 and quarterbacked them to a Super Bowl win in 1986 and got another ring with Green Bay in 1996 as a backup, playing in the NFL for 16 years. He was inducted into the College Football Hall of Fame in 1998.



## STEVE YOUNG

Young also won both the Davey O'Brien and the Sammy Baugh in 1983 along with earning Consensus All-American status. He led the NCAA in total offense, passing and pass efficiency in 1983 and was the runner-up for the Heisman Trophy. He set 15 NCAA records in his career. Young played 14 years in the NFL and won the NFL MVP in both 1992 and 1994. He set the NFL single-season passer rating record with 112.8 in 1994 and won a Super Bowl with San Francisco the same year, earning MVP honors with six touchdown passes in the game. He was inducted into the College Football Hall of Fame in 2001.



## ROBBIE BOSCO

Bosco led the Cougars to the 1984 National Championship and won the Sammy Baugh Trophy that season. He was a second-team All-American and runner-up for the Davey O'Brien while finishing third for the Heisman in both 1984 and 1985. He led the NCAA in total offense in 1984 and was drafted by Green Bay 1985. He has since coached at BYU and currently serves in an administrative role in the athletic department.



## TY DETMER

Detmer won the Heisman Trophy in 1990 and is a two-time Davey O'Brien winner and Maxwell Award recipient. He set 63 NCAA records and was a two-time Consensus All-American. He is BYU's career leader with 15,031 passing yards and ranks No. 5 in NCAA history.

He led the NCAA in passing yards in 1990 and total offense in 1991. He played 14 years in the NFL and was inducted into the College Football Hall of Fame in 2012. He returned to BYU as the offensive coordinator and quarterbacks coach in 2016-2017.



## STEVE SARKISIAN

In two seasons at BYU, Sarkisian won the Sammy Baugh Trophy, earned second team All-American honors and led the nation in passing efficiency in 1996. He was named the 1996 WAC Offensive Player of the Year and led BYU to an NCAA-record 14 victories in 1996, including a win in the Cotton Bowl over Kansas State. He has been a head coach at Washington and USC.



## JOHN BECK

Beck was named a second team All-American in 2006 and was named the MWC Offensive Player of the Year.

He was a finalist for the Johnny Unitas award and semi-finalist for the Davey O'Brien. His 11,021 career passing yards ranks No. 3 at BYU. He was drafted in the second round of the 2007 NFL Draft by the Miami Dolphins and played six years in the NFL.



## MAX HALL

Hall won more games at BYU than any other starting quarterback, with 32 victories. He was a two-time honorable mention All-American and a three-time All-MWC player. He is second in BYU history in passing yards, touchdowns, completions and total offense in his three seasons. He played in six games for the Arizona Cardinals in 2010 after signing as a free agent. He won his first career NFL start.

# 3,000 PASSING YARDS

Passing for 3,000 yards has been a benchmark in college football since BYU was one of the early pioneers engineering an effective air attack. Since 1976, 13 different individual BYU quarterbacks have accomplished the feat 23 times. As a team, BYU has passed for at least 3,000 yards in 32 of the past 40 seasons, including 14 seasons with at least 4,000 yards and one season in 1990 with over 5,000 yards.



5,188

## BYU'S 5,000 CLUB

Ty Detmer 1990



4,571

## BYU'S 4,000 CLUB

Jim McMahon 1980

4,560

Ty Detmer 1989

4,273

Robbie Bosco 1985

4,031

Ty Detmer 1991

4,027

Steve Sarkisian 1996



3,957

## BYU's 3,000 CLUB

Max Hall 2008

3,902

Steve Young 1983

3,885

John Beck 2006

3,875

Robbie Bosco 1984

3,848

Max Hall 2007

3,727

John Walsh 1993

3,720

Marc Wilson 1979

3,712

John Walsh 1994

3,709

John Beck 2005

3,560

Max Hall 2009

3,555

Jim McMahon 1981

3,554

Kevin Feterik 1999

3,542

Brandon Doman 2001

3,437

Steve Sarkisian 1995

3,401

Gifford Nielsen 1976

3,377

Tanner Mangum 2015


3,100

Steve Young 1982





# 1990 HEISMAN TROPHY WINNER **TY DETMER**



On December 1, 1990, Ty Detmer and his teammates gathered pool-side at the Princess Kaiulani Hotel just hours prior to kickoff with Hawai'i. Via satellite hookup with national TV, Detmer and the BYU faithful waited patiently and listened as Downtown Athletic Club President C. Peter Lambos announced, "Ty Detmer, Ty Detmer of BYU," — soon Ty was doused in the pool.

Detmer, a junior, became the first collegian from the Rockies to win the Heisman Trophy. Named in honor of John Heisman, the coveted 25-pound honor has been awarded annually to the outstanding college football player of the year since 1935.

A 28-21 upset over No. 1-ranked Miami in Provo vaulted Detmer to the forefront in the Heisman race his junior season. Combined with a massive public relations "necktie" campaign for Ty, the 6-foot, 175-pound, gunslinger from San Antonio, Texas, guided BYU to a Holiday Bowl berth that season and a 10-3 record with 41 touchdowns and 5,188 yards passing.

Detmer polled 1,482 points to beat out Notre Dame's Raghib "Rocket" Ismail at 1,177 and finished first in all six regions. Detmer finished third in the Heisman balloting in 1991.

"Winning the Heisman was a great honor," said Detmer. "There have been a lot of great players, like my teammates and previous BYU quarterbacks, that contributed to it. They opened the door. It shows the strength of the program at BYU."

Detmer's portrait hangs alongside other recipients on the third floor of the DAC of New York City. A duplicate portrait of Detmer also hangs on display in the Cougar Room of LaVell Edwards Stadium. The trophy is on display in the lobby of Legacy Hall, located in the Student Athlete Building.



**1979 - 3RD PLACE  
MARC WILSON**



**1981 - 3RD PLACE  
JIM MCMAHON**




**1983 - RUNNER UP  
STEVE YOUNG**



**1984, 1985 - 3RD PLACE  
ROBBIE BOSCO**

BYU has had a player finish in the top 10 of Heisman voting in 12 seasons and a finalist seven times. Marc Wilson, Jim McMahon, Steve Young and Robbie Bosco (twice) all earned recognition in the top three of vote getters, along with Detmer's win in 1990 and third-place finish in 1991.





# 7 SAMMY BAUGH WINNERS

The Sammy Baugh Trophy is awarded to the nation's top passer by the Touchdown Club of Columbus each year since 1959. The award is named after College and Pro Football Hall of Famer Samuel "Slingin' Sammy" Baugh. He was a two-time All-American at TCU and went on to play with the Washington Redskins from 1937-1952. He was a six-time All-Pro selection and NFL Player of the Year in 1947 and 1948. Baugh is credited for making the forward pass an integral part of offensive play in the NFL.

BYU has produced a record seven Sammy Baugh winners including Gary Sheide, Marc Wilson, Jim McMahon, Steve Young, Robbie Bosco, Ty Detmer and Steve Sarkisian. No other school has more than four winners.



**1974 - GARY SHEIDE**

181 comp 300 att  
2,174 yards, 23 TD



**1979 - MARC WILSON**

250 comp 427 att  
3,720 yards, 29 TD



**1981 - JIM MCMAHON**

278 comp 423 att  
3,555 yards, 30 TD



**1983 - STEVE YOUNG**

306 comp 429 att  
3,902 yards, 33 TD



**1984 - ROBBIE BOSCO**

283 comp 458 att  
3,875 yards, 33 TD



**1991 - TY DETMER**

249 comp 403 att  
4,031 yards, 35 TD



**1996 - STEVE SARKISIAN**

278 comp 404 att  
4,027 yards, 33 TD





In 1981, the Davey O'Brien Educational and Charitable Trust of Fort Worth, Texas, named Jim McMahon the first recipient of the annual Davey O'Brien National Quarterback Award — honoring the nation's best quarterback, after previously honoring any position player beginning in 1977. BYU quarterbacks have won the Davey O'Brien Award four times — more than any other school. In addition to winners McMahon (1981), Steve Young (1983) and Ty Detmer (1990 & '91), Robbie Bosco finished runner-up in 1984 and Steve Sarkisian finished third in 1996.

## 1981 JIM MCMAHON

Jim McMahon won the Davey O'Brien Award in its first year as a quarterback-specific award. McMahon's senior season in 1981 capped of his historic career with another 3,555 yards and 30 touchdown passes. He was named to five All-America teams and was the WAC Player of the Year after leading BYU to a WAC Championship.



## 1983 STEVE YOUNG

Steve Young put together a senior season of 3,902 passing yards, 33 touchdowns to go along with a running attack of 444 yards and another eight scores. He led BYU to an 11-1 record, winning another WAC title and leading the Cougars to a 21-17 win in the Holiday Bowl over Missouri after catching the game-winning touchdown on a halfback pass.



## 1990 TY DETMER

Ty Detmer's 1990 season was one of the best by a quarterback in not just BYU history, but in all of college football. The junior threw for 5,188 yards and 41 touchdowns in 12 regular season games while setting 42 NCAA records and tying five more. Detmer's Davey O'Brien was added to his hardware collection in 1990 consisting of the Maxwell Award and Heisman Trophy.



## 1991 TY DETMER

Detmer followed up his historic junior campaign with another stellar season as a senior. He threw for 4,031 yards and 35 touchdowns en route to another Davey O'Brien Award and the Sammy Baugh Trophy. He finished third in the Heisman voting and was named a consensus All-American for the second consecutive year. The Cougars also clinched a third-straight WAC title behind Detmer's arm.







Each year the Maxwell Football Club presents the Maxwell Award for the College Player of the Year. Dating back to 1937, this award is presented in honor of Robert W. (Tiny) Maxwell, legendary college player, official and sports columnist. Voters for the Maxwell College Awards are NCAA Head College Football Coaches, members of the Maxwell Football Club & sportswriters and sportscasters from across the country. Quarterback Ty Detmer took home the Maxwell Award as college football's best player in 1990. Detmer won the Heisman and Davey O'Brien the same year. The Maxwell Award voting - by college coaches, the media and members of the Maxwell Football Club - had the same order of finish as the Heisman. Detmer had 1,993 points; followed by Raghib "Rocket" Ismail of Notre Dame with 1,385; Eric Bieniemy of Colorado with 747 and Shawn Moore of Virginia with 431.

**15,031**

PASSING YARDS

**5,188**

PASSING YARDS IN 1990

**3-4000**

THREE SEASONS OF OVER 4,000  
PASSING YARDS

**121**

PASSING TOUCHDOWNS

**63**

NCAA RECORDS

**41**

TOUCHDOWNS IN 1990

**2**

TWO TIME ALL-AMERICAN (1990-91)



## 1986 **JASON BUCK**

Jason Buck, a 6-6, 270-pound senior from St. Anthony, Idaho, started out as a quarterback and linebacker at Ricks College but came to BYU in 1985. Buck led the 1986 Cougars with 218.5 defensive points and registered 26 unassisted tackles, 33 assisted tackles, 13 tackles for losses, 17 quarterback hurries and 12.5 sacks.

Buck rode a publicity campaign of "One Buck" dollar bills in leading BYU to an 8-5 record and a berth in the Freedom Bowl in 1986.

"For me it was just a thrill to be on the field every Saturday at BYU," said Buck. "To win the Outland Trophy was a dream come true."



The Outland Trophy has been awarded annually by the Football Writers Association of America since 1946 to the nation's most outstanding interior lineman. It is named after the late John Outland, an All-America lineman at Pennsylvania in the late 1800s. It is the third oldest player award in major-college football behind the Heisman Trophy and Maxwell Award.

## 1989 **MOHAMMED ELEWONIBI**

Mohammed Elewonibi, a 6-5, 290-pound, senior from British Columbia, Canada, spent his childhood in his native Nigeria and didn't play football until after high school, at Snow Junior College. "Mount Mohammed" led BYU to a 10-3 record, a berth in the Holiday Bowl in 1989 and graded out four times with perfect pass protection as a senior. The Outland Trophy honors the outstanding interior lineman in the nation and was first presented in 1946 by the Football Writers Association of America. The award is named for its benefactor, Dr. John H. Outland.



# LUKE STALEY

**CONSENSUS ALL-AMERICAN • DOAK WALKER AWARD WINNER**

BYU running back Luke Staley was named the winner of the 2001 Doak Walker Award. The annual award, which was presented on the ESPN Home Depot College Football Awards Show from Orlando, Fla., is presented to college football's top running back.



"This is a great honor," Staley said. "I can't express how grateful I am for my family, my teammates, my coach - everyone who made this possible."

In addition to winning the Doak Walker Award, Staley was also named as a first-team member of the prestigious Walter Camp Foundation All-America Team. Staley was the first BYU consensus All-American since Ty Detmer was twice selected in 1990 and 1991. In addition to the Walter Camp Foundation All-America team, Staley was named a first-team All-American by the American Football Coaches Association, Football Writers Association of America, the Associated Press, The Sporting News, Football News and CNN/NI—just to name a few.

"We're very proud of Luke and all his accomplishments," BYU head coach Gary Crowton said. "Since we started this season back in

August, we have been telling these guys to work hard, stay focused and great things will happen. This award, although presented to Luke, is a tribute to the hard work and commitment each and every player and coach has made this season. Luke is probably one of the best examples we have had, in terms of working hard and staying focused. This is a great tribute for a great athlete, a great teammate and a great young man. We couldn't be more proud of him."

Staley, from Tualatin, Ore., led the nation in scoring (15.5 p/game), yards per carry (8.1 y/carry) and finished the 2001 season ranked third in the nation in rushing, averaging 143.8 yards per game. He helped pace the Cougars to a 12-2 record on the season, scoring a BYU single-season record 28 touchdowns. Staley also racked up a BYU single-season record 1,582 yards rushing on the season.

## 1,582

RUSHING YARDS IN 2001

- BYU SINGLE SEASON RECORD

## 143.8

RUSHING YARDS PER GAME IN 2001

- BYU SINGLE SEASON RECORD

## 48

CAREER TOUCHDOWNS

- BYU RECORD

## 41

CAREER RUSHING TD

- BYU RECORD

## 28

TOTAL TD IN 2001

- BYU SINGLE SEASON RECORD

## 24

RUSHING TD IN 2001

- BYU SINGLE SEASON RECORD

## 8.1

YARDS PER CARRY TO LEAD THE NATION IN 2001

-BYU SINGLE SEASON RECORD





The Polynesian Islands have become a hotbed for recruiting in recent years, but BYU has been one of the pioneers in bringing these players from Tonga, Samoa, the Hawaiian Islands and all of Polynesia to the forefront of college football since the early 1950s.

Harry Bray of Hilo, Hawai'i, transferred from Weber College to play for the Cougars in 1951, becoming the first Polynesian to play for the Cougars. Other Pacific Islanders who followed included: Famika Anae (1954-55), John Kapele (1957-59), John Kawaa (1962-1963), John Lupoi (1967-1969) and Henry Nawahine (1964-1965). Some of BYU's most celebrated and decorated players have come from the Pacific islands, including All-Americans, national record holders, players who have gone on to compete in the NFL and now, several members of BYU's current coaching and support staff.

Kalani Sitake was named BYU's 14th head coach on Dec. 19, 2015, becoming the first Tongan head football coach in the NCAA. Sitake was raised in Laie, Hawaii and later moved to the mainland. His staff includes Polynesians Ilaisa Tuiaki, Fesi Sitake, Nu'u Tafisi, Alema Fitiseanu, Jack Damuni, Jasen Ah You, Manase Tonga, Vince Feula and Harvey Unga.

Since 1951, hundreds of Polynesian players have suited up for BYU. The Cougars' Polynesian players have come from all over the Pacific including Hawaii, Tonga, Samoa and Fiji. Some of the most notable players include Vai Sikahema, the NCAA's career leader in punt returns, All-American and NFL veteran tight end Itula Mili and BYU's No. 2 career rusher, Harvey Unga. Many former BYU Polynesian have gone on to play in the NFL.

Of the hundreds of Polynesian players, several rank among the top statistical leaders in BYU history. Two of the top-10 career rushers are Polynesian. Two of the top-10 leaders in career receiving yards are also Polynesian. Since 1982, 11 of BYU's season-rushing leaders have been Pacific Islanders.



*Current head coach Kalani Sitake (center) with teammates Tevita Ofahengaue (left) and Setema Gali, Jr. (right) on senior night back in 2000 at LaVell Edwards Stadium.*

BYU's tight ends have earned unprecedented success as a featured position in the offense for decades. Most recently, true freshman Matt Bushman led all freshman tight ends in college football in 2017 with 49 receptions, 520 yards and three touchdowns to earn Freshman All-America status.

Over the years, Cougar football has emerged as the home of some of the best pass-catching tight ends in NCAA history. Starting with "Miracle Bowl" hero Clay Brown in 1980, nine BYU tight ends have earned All-America recognition. Since 1976, 12 Cougar tight ends have received 20 first-team All-Conference citations. Five former Cougars helped lead their teams to the Super Bowl—Doug Jolley with the Oakland Raiders in 2003, Chad Lewis with the Philadelphia Eagles in 2005, Itula Mili with the Seattle Seahawks in 2006, Gabriel Reid with the Chicago Bears in 2007 and Dennis Pitta with the Baltimore Ravens in 2013.

Two former BYU Cougars, Todd Christensen and Chad Lewis, have been named to several Pro Bowl teams during their successful professional careers as tight ends. A BYU tight end was named first-team all-conference (Jonny Harline in 2005 and 2006 and Dennis Pitta in 2007, 2008 and 2009) in five-straight years. In 2009, BYU became the first team in MWC history to sweep the tight end honors as Andrew George earned All-MWC Second Team accolades while Pitta was a consensus All-American.

<b>ALL-AMERICAN TE</b>	
Clay Brown	1980
Gordon Hudson*	1982
Gordon Hudson*	1983
David Mills	1984
Trevor Molini	1985
Chris Smith	1989
Chris Smith	1990
Byron Rex	1992
Chad Lewis ^	1996
Itula Mili	1996
Jonny Harline	2006
Dennis Pitta	2008
Dennis Pitta*	2009
Matt Bushman#	2017
*consensus ^academic #freshman	

<b>FIRST TEAM ALL-CONFERENCE TE</b>	
Brian Billick	1976
Clay Brown	1979
Clay Brown	1980
Gordon Hudson	1982
Gordon Hudson	1983
David Mills	1984
Trevor Molini	1985
Chris Smith	1989
Chris Smith	1990
Byron Rex	1991
Byron Rex	1992
Chad Lewis	1995
Chad Lewis	1996
Itula Mili	1996
Doug Jolley	2001
Jonny Harline	2005
Jonny Harline	2006
Dennis Pitta	2007
Dennis Pitta	2008
Dennis Pitta	2009



**CLAY BROWN**



**GORDON HUDSON**



**DAVID MILLS**



**TREVOR MOLINI**



**CHRIS SMITH**



**BYRON REX**



**CHAD LEWIS**



**ITULA MILI**



**JONNY HARLINE**



**DENNIS PITTA**



**MATT BUSHMAN**





The College Football Hall of Fame was established in 1951. Including the 2016 Hall of Fame class, only 977 players and 211 coaches, have been inducted into the College Football Hall of Fame from the nearly 5.12 million who have played or coached the game during the past 147 years. In other words, less than two ten-thousandths of one percent (.0002) of the individuals who have played the game have been deemed worthy of this distinction.

BYU has produced seven Hall of Fame members, including six players and head coach LaVell Edwards.

Founded in 1947, The National Football Foundation & College Hall of Fame inducted its first class of inductees in 1951. The first class included 32 players and 19 coaches, including Illinois' Red Grange, Notre Dame's Knute Rockne, Amos Alonzo Stagg and Carlisle's Jim Thorpe.

305 schools are represented with at least one College Football Hall of Famer.

The new College Football Hall of Fame, which opened on Aug. 23, 2014, is a 94,256-square-foot attraction located in the heart of Atlanta's sports, entertainment and tourism district.



## **GIFFORD NIELSEN** **QUARTERBACK: 1975-77** **INDUCTED: 1994**

Nicknamed the "Mormon Rifle," Gifford Nielsen became BYU's first Hall of Fame inductee in 1994. His prolific passing career began when he came off the bench in the third game of his sophomore season to lead the Cougars to a 16-15 come-from-behind win over New Mexico by completing 10 of 12 passes. As a junior in 1976, Nielsen really made fans sit up and notice. He passed for 3,192 yards and 29 touchdowns, set 13 WAC records and made All-America. Next season promised even more. He threw five touchdown passes against New Mexico, six against Utah State and was twice named Player of the Week. For the first time, a BYU football team was nationally ranked. "It was like a little dream world," said Nielsen, a product of Provo High School. "The numbers were just mind-boggling. Everything you could ever dream of as a kid in Provo, Utah, was in the palm of my hand." On Oct. 8, 1977, his season and college career ended when he suffered a serious injury. Over three years Nielsen averaged an astounding 243 yards passing per game. Nielsen played six years with the Houston Oilers and was the last quarterback to lead the Oilers to the AFC finals. He and his wife Wendy have six children.

## **MARC WILSON** **QUARTERBACK: 1976-79** **INDUCTED: 1996**

One of the most celebrated quarterbacks in Cougar history, Marc Wilson earned consensus All-America honors in 1979 and was inducted into the Hall of Fame on Dec. 10, 1996. In Wilson's first game as a starter, he was 15 of 25 for 332 yards with seven touchdowns in a 63-17 triumph over Colorado State and was consequently named Sports Illustrated's Offensive Player of the Week. In Wilson's career at BYU, he set 15 NCAA records. The 6-5, 204-pound quarterback ranked fourth in the nation in passing efficiency with a 147.1 rating in 1979. That same year, Wilson finished third in the Heisman balloting, led his team to an undefeated regular season and was named the Holiday Bowl's Offensive MVP. A true student-athlete, Wilson was the recipient of the NCAA Top Five Award and its post-graduate scholarship. A first round draft pick of the Oakland Raiders, Wilson played eight seasons before finishing his career with the New England Patriots. Presently, Wilson is a land developer in the North Seattle area. He and his wife, Colleen, live in Woodinville, Wash. with their four children.

## **JIM MCMAHON** **QUARTERBACK: 1978-81** **INDUCTED: 1998**

McMahon set 75 NCAA records at BYU, was a 1981 first team All-American by Kodak (Coaches), College & Pro Weekly, Associated Press, UPI, FWAA and second team NEA. In 1980 he earned first team All-America from the FWAA. McMahon balloted third place for the Heisman Trophy in 1981 and fifth in 1980. In 1981, he won the Davey O'Brien Trophy, the Sammy Baugh Award, the Utah Sportsman of the Year and the NCAA Co-Offensive Player of the Year with Marcus Allen (Pigskin Club of Wash., D.C.). He led the NCAA in pass efficiency (155.0) and total offense (345.8) in 1981 as well as pass efficiency (176.9) and total offense (385.6) in 1980. He set 29 Western Athletic Conference records and was three-time WAC Player of the Year and first team all-league. He broke 23 BYU records, was MVP of two Holiday Bowls and has been inducted to the Holiday Bowl Hall of Fame. McMahon passed for 9,536 yards, threw 84 touchdowns and completed 653 of 1,056 passes at BYU. McMahon played for the Chicago Bears from 1982-88 (1985 Super Bowl Champs, 1985 Pro QB of the Year, and Pro Bowl); San Diego Chargers in 1989; Philadelphia Eagles from 1990-92; Minnesota Vikings in 1993; Arizona Cardinals in 1994; and Green Bay Packers from 1995-96 (1997 Super Bowl Champions).

# LAVELL EDWARDS

**HEAD COACH: 1972-2000 INDUCTED: 2004**

A coaching icon whose success and longevity are paralleled by few, Edwards guided BYU to heights never before reached in the program's history. Edwards posted a record of 257-101-3 (.716) over a span of 29 seasons at BYU. From 1972 until his retirement following the 2000 season, Edwards roamed the sidelines at BYU — a tenure that ranks fifth all-time among coaches at one school. In 20 of those 29 seasons, the Cougars claimed the league title. Guiding BYU to 22 bowl game appearances, including a streak of 17-straight bowl appearances, Edwards reached the pinnacle of coaching success in 1984 by winning the National Championship. His 257 wins rank him seventh in NCAA Division I-A history, and he has more victories than every other coach in BYU history combined. At the helm, Edwards coached one Heisman Trophy winner, two Outland Trophy recipients, four Davey O'Brien award winners and 32 All-Americans — not to mention countless players who went on to professional careers in the NFL. He was named NCAA District 8 Coach of the Year eight times, the Bobby Dodd National Coach of the Year in 1979 and AFCA National Coach of the Year in 1984. Named the State of Utah's Coach of the Century, Edwards is a member of the State of Utah Sports Hall of Fame. "A spectacular choice," Steve Young said. "When you think of the Hall of Fame, you think of longevity, excellence, leadership and quality. In my book, Hall of Fame and LaVell Edwards go hand in hand. He is definitely a worthy recipient of this honor."



## STEVE YOUNG

**QUARTERBACK: 1975-77  
INDUCTED: 1994**

One of the greatest collegiate quarterbacks of all time, Young set 13 NCAA records. As a junior, he averaged 318.8 yards per game of total offense, earning All-Western Athletic Conference recognition and Conference Player of the Year honors. In his senior season, he repeated as a first-team All-WAC selection, completed 306 of 429 pass attempts for an impressive .713 percentage and led BYU to its second-straight Holiday Bowl. His .713 completion percentage, 3,902 yards passing, 4,346 yards of total offense and 33 touchdowns all led the nation. He completed 592 of 907 attempts for a .653 average, threw for 7,733 yards and 56 touchdowns and had 8,817 yards of total offense in only 31 games. A unanimous All-American and academic All-WAC selection, Young was the runner-up for the Heisman Trophy and received a National Football Foundation and College Football Hall of Fame Scholar-Athlete Award in recognition for his excellence on the field, in the classroom and in the community. Young retired after 15 seasons in the NFL, where he earned two MVP awards, seven trips to the Pro Bowl and led the San Francisco 49ers to win the Super Bowl in 1995, earning MVP honors.



## GORDON HUDSON

**TIGHT END: 1980-83  
INDUCTED: 2009**

Hudson is the first non-quarterback to represent BYU as a player in the Hall. A consensus All-America First Team pick in 1982 and 1983, Hudson is still the NCAA FBS record holder for most passes caught per game by a tight end (5.4) in a career, most career yards per game by a tight end (75.3) and most yards in a single game by a tight end (259). Hudson helped BYU win four conference championships (WAC) and earn four Holiday Bowl invitations during his career from 1980-83. He totaled 2,484 receiving yards and 22 touchdowns during his All-American career.



## TY DETMER

**QUARTERBACK: 1988-91  
INDUCTED: 2012**

BYU's only Heisman Trophy Winner, Detmer is BYU's seventh inductee into the Hall of Fame. Detmer also won the Maxwell Award, two Davey O'Brien Awards and set 63 NCAA records in his tenure. Twice named a consensus All-American, Detmer won national player of the year awards from organizations such as UPI, CBS, Scripps Howard and the U.S. Sports Academy. His 15,031 career passing yards and 121 touchdowns were NCAA bests at the time, and the gunslinger still holds three records. A three-time first team All-WAC performer, Detmer led College Football Hall of Fame coach LaVell Edwards' teams to three conference titles, four bowl games, three AP Top-25 finishes and a 28-21 win over top-ranked and defending national champion Miami on Sept. 8, 1990. The NCAA Today's Top VI Award recipient was a ninth round selection of the 1992 NFL Draft by the Green Bay Packers and played 14 seasons in the NFL. A 2000 inductee of the BYU Athletics Hall of Fame, Detmer returned to BYU as the offensive coordinator and quarterbacks coach in 2016-2017.



# BYU-ALL-AMERICAN-HONORS

Players included below make up BYU's 75 All-Americans by being named to the first team, second team or third team by major news outlets or award organizations. Honorees who were named to freshman or sophomore teams are also pictured and listed below.



Jessie Wilson, HB  
1934



Vaughn Lloyd, OL  
1939




Lonnie Dennis, OL  
1959



Eldon Fortie, QB  
1961, '62



Phil Odle, WR  
1967



Gordon Gravelle, OL  
1971



Pete Van Valkenburg, RB  
1972



Jay Miller, WR  
1973



Wayne Baker, DL  
1974



Orrin Olsen, OL  
1975



Brad Oates, OL  
1975



Gifford Nielsen, QB  
1976



Marc Wilson, QB  
1978, '79



Jason Coloma, DB  
1978



Rod Wood, RB  
1978



Tom Bell, OG  
1979



Jim McMahon, QB  
1980, '81



Nick Eyre, OT  
1980



Clay Brown, TE  
1980



Bart Oates, OL  
1982



Gordon Hudson, TE  
1982, '83



Steve Young, QB  
1983



David Mills, TE  
1984



Kyle Morrell, DB  
1984



Leon White, LB  
1984




Robbie Bosco, QB  
1984, '85




Trevor Matich, OL  
1984



Trevor Molini, TE  
1985



Mark Bellini, WR  
1985



Jason Buck, DL  
1985, '86



Shawn Knight, DT  
1986



Pat Thompson, P  
1988



Chris Smith, TE  
1989, '90




Bob Davis, LB  
1989



Mo Elewonibi, OG  
1989





Ty Detmer, QB  
1990, '91



Randy Brock, DT  
1991, '92, '93



Eric Drage, WR  
1992, '93



Derwin Gray, DB  
1992



Shad Hansen, LB  
1992



Evan Pilgrim, OG  
1992, '94



Byron Rex, TE  
1992



John Walsh, QB  
1993



Todd Herget, LB  
1993



Alan Boardman, P  
1993



Mike Empey, OL  
1993



Jamal Willis, RB  
1993



John Raass, DT  
1995



Stan Raass, LB  
1995



Itula Mili, TE  
1996



Steve Sarkisian, QB  
1996



John Tait, OL  
1996



Jaron Dabney, RB  
1997



Dustin Johnson, TE  
1997



Rob Morris, LB  
1998, '99



Luke Staley, RB  
1999, '01



Ryan Denney, DE  
2001



Daniel Coats, TE  
2003



Austin Collie, WR  
2004, '08



Matt Payne, K  
2004



Dallas Reynolds, OL  
2005, '08



Johnny Harline, TE  
2006



John Beck, QB  
2006



Jake Kuresa, OL  
2006



Jan Jorgensen, DL  
2006



Harvey Unga, RB  
2007



Rey Feinga, OL  
2007



Dennis Pitta, TE  
2008, '09



Matt Reynolds, OL  
2008, '09



Braden Hansen, OL  
2009



Riley Stephenson, P  
2012



Kyle Van Noy, LB  
2012, '13



Tejan Koroma, OL  
2014, '17



Thomas Shoaf, OL  
2016



Matt Bushman, TE  
2017

## BYU'S CONSENSUS ALL-AMERICANS

Marc Wilson	QB	1979
Nick Eyre	OL	1980
Jim McMahon	QB	1981
Gordon Hudson	TE	1982
Gordon Hudson	TE	1983
Steve Young	QB	1983
Jason Buck	DL	1986
Mo Elewonibi	OL	1989
Chris Smith	TE	1990
Ty Detmer	QB	1990
Ty Detmer	QB	1991
Luke Staley	RB	2001
Dennis Pitta	TE	2009



# BYU-ALL-AMERICAN-HONORS

YEAR	NAME	LEVEL/ORGANIZATION
1934	Wilson, Jessie	All-America
1939	Vaughn, Lloyd	Third Team AP
1959	Dennis, Lonnie	Third Team Williamson
1961, 62	Fortie, Eldon	First Team NEA (61), Second Team UPI, AP, Williamson, Football News, Third Team AFCA (62)
1967	Odle, Phil	First Team Dell Sports
1971	Gravelle, Gordon	Second Team AP, UPI, Universal Sports
1972	Van Valkenburg, Pete	Second Team Universal Sports, Third Team AP
1973	Miller, Jay	First Team Universal Sports
1974	Baker, Wayne	Second Team NEA
1975	Olsen, Orrin	All-America Bowl
1975	Oates, Brad	Second Team AP
1976	Nielsen, Gifford	First Team Football Writers of America, Second Team UPI, AP
1978, 79	Wilson, Marc	Churchmen's (78), Consensus (79), AFCA, FWAA, UPI, AP, Walter Camp, Churchmen's (79)
1978	Coloma, Jason	Third Team AP
1978	Wood, Rod	Churchmen's
1979	Bell, Tom	Churchmen's
1980, 81	McMahon, Jim	First Team Kodak, College and Pro Football Weekly, Second Team AP, UPI (80), Consensus (81)
1980	Eyre, Nick	Consensus, First Team AFCA, AFWAA, Second Team UPI, Third Team AP
1980	Brown, Clay	Second Team UPI, Third Team AP
1982	Oates, Bart	Second Team
1982, 83	Hudson, Gordon	Consensus (82,83)
1983	Young, Steve	Consensus
1984	Mills, David	First Team Athlon
1984	Morrell, Kyle	First Team AP, Second Team Sporting News
1984	White, Leon	Second Team Sporting News
1984, 85	Bosco, Robbie	Second Team UPI, Third Team FB News, Sporting News, AP (84), Second Team Football News (85)
1984	Matich, Trevor	Third Team AP
1985	Molini, Trevor	Third Team Football News
1985	Bellini, Mark	Second Team UPI, Third Team AP
1985, 86	Buck, Jason	Third Team AP (85), Consensus (86)
1986	Knight, Shawn	Third Team AP
1988	Thompson, Pat	First Team Kodak, FWAA, Scripps-Howard, Second Team AP, UPI
1989, 90	Smith, Chris	First Team Sporting News (89), Third Team AP (89), Consensus (90)
1989	Davis, Bob	Third Team Football News, AP
1989	Elewonibi, Mo	Consensus
1990, 91	Detmer, Ty	Consensus (90, 91)
1991, 92, 93	Brock, Randy	First Team Freshman FB News (91), First Team Soph. FB News (92), Almost FB News (93)
1992, 93	Drage, Eric	Almost Football News (92,93)
1992	Gray, Detwin	Almost Football News (92)
1992	Hansen, Shad	Third Team Football News
1992, 94	Pilgrim, Evan	Second Team Sophomore Football News (92), Second Team AP (94)
1992	Rex, Byron	Second Team UPI, Almost Football News
1993	Walsh, John	First Team Sophomore Football News, Almost Football News
1993	Herget, Todd	Almost Football News
1993	Boardman, Alan	Freshman Football News, Almost Football News
1993	Empey, Mike	Almost Football News
1993	Willis, Jamal	Almost Football News
1995	Raass, John	First Team Successful Farming Magazine
1995	Raass, Stan	First Team Successful Farming Magazine
1996	Mili, Itula	First Team AFCA
1996	Sarkisian, Steve	Second Team Football News
1996	Tait, John	Freshman - The Sporting News
1997	Dabney, Jaron	Second Team Freshman The Sporting News
1997	Johnson, Dustin	Successful Farming Magazine
1998, 99	Morris, Rob	First Team FB News (98), Second Team Sporting News, AFCA, Third Team FB News (99)
1999, 01	Staley, Luke	Third Team Freshman Sporting News (99), Consensus (01)
2001	Denney, Ryan	Fourth Team Sporting News
2003	Coats, Daniel	Freshman - The Sporting News
2004, 08	Collie, Austin	2nd Team Freshman Sporting News (04), 2nd Team Rivals, SI.com, AP, Sporting News, CBSSports.com (08)
2004	Payne, Matt	First Team NCAA, AFCA, Sporting News, Second Team AP
2005, 08	Reynolds, Dallas	Second Team Rivals.com Fresh., Third Team Sporting News Fresh. (05) Third Team (08)
2006	Harline, Johnny	First Team Sporting News, CBSSports, FB News, SI.com, ESPN, Third Team AP
2006	Beck, John	Pro Football Weekly, College Football News, Second Team Sporting News
2006	Kuresa, Jake	Second Team College Football News
2006	Jorgensen, Jan	Third Team Freshman Sporting News
2007	Unga, Harvey	Second Team Freshman Rivals.com, Scout.com Freshman, Second Team Freshman The Sporting News
2007	Feinga, Rey	Second Team SI.com
2008, 09	Pitta, Dennis	Third Team Rivals.com (08), SI.com HM (08), Consensus (09) AP Second Team (09), SI.com Second Team (09) CBS Sports Second Team (09), Sporting News Second Team (09), Phil Steele Third Team (09), College Football News HM (08,09)
2008, 09	Reynolds, Matt	Freshman FWAA First Team, Rivals.com, CFB News, Sporting News, First Team CFB News Sophomore
2009	Hansen, Braden	First Team FWAA Freshman, First Team Phil Steele Freshman
2012	Stephenson, Riley	AP Second Team, SI.com Second Team, CBSSports.com Second Team, Phil Steele Third Team, College Sports Madness
2012, 13	Van Noy, Kyle	AP Third Team (12), CBSSports.com Second Team (12), College Sports Madness Third Team (12), Phil Steele Third Team (12,13), SI.com Honorable Mention (12,13) Walter Camp Second Team (13), Athlon Sports Third Team(13), CBSSports.com Third Team (13), Lindy's Sports Third Team (13)
2014, 17	Koroma, Tejan	FWAA Freshman, Phil Steele Freshman, 247Sports True-Freshman, ESPN True-Freshman, Sporting News True Freshman, Pro Football Focus Second Team (17)
2016	Shoaf, Thomas	FWAA Freshman
2017	Bushman, Matt	FWAA Freshman, USA Today Sports Freshman, 247 Sports Freshman, Chat Sports Freshman



With 30 different Academic All-Americans, BYU's reputation as a nationally renowned academic institution continues to grow. Since 1965, BYU's 30 Academic All-Americans have earned 36 Academic All-American citations.

VIRGIL CARTER	1965	CHUCK CUTLER	1987	BEN CAHOON	1997
CASEY BOYETTE	1966	CHUCK CUTLER	1988	JARED LEE	2000
VIRGIL CARTER	1966	TIM CLARK	1988	RYAN DENNEY	2001
PAUL EHLMANN	1966	FRED WHITTINGHAM	1989	NATHAN MEIKLE	2005
DAN TAYLOR	1972	ANDY BOYCE	1990	DAVID OSWALD	2008
DAN TAYLOR	1973	BRAD CLARK	1992	KELLEN FOWLER	2008
STEVE STRATTON	1973	BRUCE JENNE	1992	MATT BAUMAN	2008
STEVE MILLER	1976	ERIC DRAGE	1992	SCOTT JOHNSON	2009
SCOTT PHILLIPS	1980	ERIC DRAGE	1993	MATT BAUMAN	2009
DAN PLATER	1981	CORY COOK	1994	BRYAN KARIYA	2010
STEVE YOUNG	1983	ALAN BOARDMAN	1994		
MARV ALLEN	1984	ALAN BOARDMAN	1996		
TY MATTINGLY	1986	CHAD LEWIS	1996		



Virgil Carter, QB  
1965, 66



Casey Boyette, WR  
1966



Paul Ehrmann, OG  
1966



Dan Taylor, TB  
1972 & 73



Steve Stratton, FB  
1973



Steve Miller, OG  
1976



Scott Phillips, TB  
1980



Dan Plater, WR  
1981



Steve Young, QB  
1983



Marv Allen, LB  
1984



Ty Mattingly, DE  
1986



Chuck Cutler, WR  
1987, 88



Tim Clark, NT  
1988



Fred Whittingham, FB  
1989



Eric Drage, WR  
1992, 93



Andy Boyce, WR  
1990



Brad Clark, DB  
1992



Bruce Jenne, DS  
1992



Cory Cook, DB  
1994



Alan Boardman, P  
1994, 96



Chad Lewis, TE  
1996



Ben Cahoon, WR  
1997



Jared Lee, S  
2000



Ryan Denney, DE  
2001



Nathan Meikle, WR  
2005



David Oswald, OL  
2008



Kellen Fowler, DB  
2008



Matt Bauman, LB  
2008, 09



Scott Johnson, DB  
2009



Bryan Kariya, RB  
2010



# FIRST-TEAM-ALL-CONFERENCE

--Since joining the WAC in 1962--



## 1962

Roger DuPaix, G  
Eldon Fortie, HB

## 1965

Phil Odle, WR  
Virgil Carter, QB  
John Ogden, FB

## 1966

Phil Odle, WR  
Grant Wilson, G  
Virgil Carter, QB  
John Ogden, FB

Curg Belcher, LB

Bobby Roberts, S

## 1967

Phil Odle, WR  
Max Newberry, T  
Bobby Roberts, S  
Craig Bozich, LB

## 1969

Mel Olson, C  
Jeff Slipp, DB  
Chris Farasopoulos, DB/Returner

## 1970

Ken Serck, T  
Gerald Meyer, DB  
Chris Farasopoulos, DB/Returner

## 1971

Gordon Gravelle, OG  
Joe Liljenquist, DE  
Jeff Lyman, LB  
Dan Hansen, S  
Golden Richards, Returner

## 1972

Paul Howard, OG  
P. Van Valkenburg, RB  
Paul Linford, DT  
Ron Tree, LB  
Dave Atkinson, DB  
Dan Hansen, S

## 1973

Jay Miller, WR  
Paul Linford, DT

## 1974

Brad Oates, OT  
Lloyd Fairbanks, OG  
Orrin Olsen, C  
Gary Sheide, QB  
Keith Rivera, DE  
Paul Linford, DT  
Larry Carr, LB

## 1975

Brad Oates, OT  
Jeff Blanc, RB  
Sid Smith, LB  
Gary Shaw, DB  
Dana Wilgar, DB

## 1976

Brian Billick, TE  
Dave Hubbard, OL  
Gifford Nielsen, QB  
Jeff Blanc, RB  
Mekeli Ieremia, DE

Bill Rice, DL  
Rod Wood, LB  
Blake Murdock, LB  
Dana Wilgar, DB

## 1977

Mike Chronister, WR  
Keith Uperesa, OT  
Lance Reynolds, OT  
Todd Christensen, FB  
Mekeli Ieremia, DE  
Mark Bernsten, LB  
Jason Coloma, DB

## 1978

Mike Chronister, WR  
Tom Bell, OL  
Al Gaspard, OL  
Jim McMahon, QB  
Mat Mendenhall, DL  
Ross Varner, DL  
Larry Miller, LB  
Jason Coloma, DB

## 1979

Lloyd Jones, WR  
Clay Brown, TE  
Tom Bell, OL  
Nick Eyre, OL  
Danny Hansen, OL  
Scott Nielson, OG  
Marc Wilson, QB  
Homer Jones, RB  
Glen Titensor, DE  
Glen Redd, LB  
Gary Kama, LB  
John Neal, DB  
Bill Schoepflin, DB

## 1980

Jim McMahon, QB  
Lloyd Jones, WR  
Clay Brown, TE  
Nick Eyre, OL  
Calvin Close, OL  
Glen Titensor, DL  
Brad Anae, DL  
Glen Redd, LB  
Bill Schoepflin, DB  
Mark Brady, DB  
Clay Brown, P

## 1981

Jim McMahon, QB  
Dan Plater, WR  
Calvin Close, OL  
Brad Anae, DE  
Kyle Whittingham, LB

## 1982

Steve Young, QB  
Gordon Hudson, TE  
Bart Oates, C  
Lloyd Eldredge, OG  
Vince Stroth, OT  
Chuck Ehin, NG  
Mike Morgan, DT  
Todd Shell, LB  
Tom Holmoe, DB  
Mike Mees, P

## 1983

Steve Young, QB  
Gordon Hudson, TE  
Todd Shell, LB  
Casey Tiunialu, RB  
Rex Burningham, OT  
Brandon Flint, DE  
Jon Young, DB

## 1984

Robbie Bosco, QB  
Glen Kozlowski, WR  
David Mills, TE  
Marv Allen, LB  
Trevor Matich, C  
Craig Garrick, OG  
Kyle Morrell, DE  
Jim Herrmann, DE

## 1985

Jason Buck, DT  
Mark Bellini, WR  
Trevor Molini, TE  
Kurt Gouveia, LB  
Lakai Heimuli, FB  
Leon White, LB  
Dave Wright, OT

## 1986

Jason Buck, DT  
Shawn Knight, DT  
Lakai Heimuli, RB  
Mark Bellini, WR  
Rodney Thomas, DB

## 1987

John Borgia, OG  
Leonard Chitty, K  
David Futrell, NG  
Troy Long, DB  
Thor Salanoa, LB

## 1988

Chuck Cutler, WR  
Bob Davis, LB  
Rodney Rice, DB  
Pat Thompson, P  
Brian White, OT

## 1989

Eric Bergeson, DB  
Bob Davis, LB  
Ty Detmer, QB  
Mo Elewonibi, OL  
Chris Smith, TE

## 1990

Matt Bellini, HB  
Andy Boyce, WR  
Ty Detmer, QB  
Alema Fitsemanu, LB



Neal Fort, OT  
Earl Kauffman, P  
Rich Kaufusi, DT  
Brian Mitchell, DB  
Chris Smith, TE  
Robert Stephens, C

### 1991

Rocky Biegel, LB  
Ty Detmer, QB  
Bryan May, OG  
Byron Rex, TE

### 1992

Scott Brumfield, OL  
Lenny Gomes, OL  
Eric Drage, WR  
Derwin Gray, DB  
Shad Hansen, LB  
Garry Pay, C  
Byron Rex, TE

### 1993

Todd Herget, LB  
Eric Drage, WR  
Mike Empey, OL

### 1994

Randy Brock, DE  
Evan Pilgrim, OL  
Jamal Willis, HB

### 1995

Chad Lewis, TE  
Larry Moore, OL  
John Raass, DL  
Shay Muirbrook, LB  
Stan Raass, LB  
James Dye, Returner

### 1996

Itula Mili, TE  
Chad Lewis, TE  
Larry Moore, OL  
Steve Sarkisian, QB  
Henry Bloomfield, DL  
Shay Muirbrook, LB  
Tim McTyer, DB  
Omarr Morgan, DB  
James Dye, Returner

### 1997

Omarr Morgan, DB  
John Tait, OL

### 1998

John Tait, OL  
Rob Morris, LB  
Brian Gray, DB  
Daren Yancey, DL

### 1999

Kevin Feterik, QB  
Byron Frisch, DE  
Brian Gray, DB  
Margin Hooks, WR  
Matt Johnson, OL  
Rob Morris, LB

### 2000

Owen Pochman, K  
Setema Gali, DE  
Justin Ena, LB  
Aaron Edmunds, P

### 2001

Luke Staley, RB  
Brandon Doman, QB  
Reno Mahe, WR  
Doug Jolley, TE  
Jason Scukanec, C  
Ryan Denney, DE  
Jernaro Gilford, DB  
Justin Ena, LB

### 2002

Dustin Rykert, OL  
Brady Poppinga, DL  
Matt Payne, P

### 2003

Aaron Francisco, S  
Brady Poppinga, DL  
Matt Payne, P

### 2004

Todd Watkins, WR  
Aaron Francisco, S  
Brady Poppinga, DL  
Matt Payne, P

### 2005

John Beck, QB  
Curtis Brown, RB  
Jonny Harline, TE

### 2006

John Beck, QB  
Curtis Brown, RB  
Jonny Harline, TE  
Jake Kuresa, OL  
Cameron Jensen, LB

### 2007

Max Hall, QB  
Dennis Pitta, TE  
Ray Feinga, OL  
Dallas Reynolds, OL  
Jan Jorgensen, DL  
Bryan Kehl, LB

### 2008

Austin Collie, WR  
Dennis Pitta, TE  
Ray Feinga, OL  
Dallas Reynolds, OL  
Jan Jorgensen, DL

### 2009

Dennis Pitta, TE  
Harvey Unga, RB  
Matt Reynolds, OL  
Jan Jorgensen, DL

### 2010

Matt Reynolds, OL  
Andrew Rich, DB  
Vic So'oto, DL

### 2011\*

Riley Nelson, QB  
Cody Hoffman, WR  
Braden Hansen, OL  
Matt Reynolds, OL  
Kyle Van Noy, LB  
Travis Uale, DB  
Corby Eason, DB

### 2012\*

Cody Hoffman, WR  
Braden Brown, OL  
Ezekiel Ansah, DL  
Kyle Van Noy, LB  
Riley Stephenson, P  
JD Falslev, Returner

### 2013\*

Jamaal Williams, RB  
Michael Yeck, OL  
Eathyn Manumaleuna, DL  
Uani 'Unga, LB  
Kyle Van Noy, LB  
Daniel Sorensen, DB  
Adam Hine, Returner

### 2014\*

Mitch Mathews, WR  
Jordan Leslie, WR  
Tejan Koroma, OL  
De'Ondre Wesley, OL  
Bronson Kaufusi, DL  
Robertson Daniel, DB  
Skye PoVey, DB  
Trevor Samson, K  
Scott Arellano, P  
Adam Hine, Returner

### 2015\*

Tanner Mangum, QB  
Algernon Brown, RB  
Mitch Mathews, WR  
Tejan Koroma, OL  
Bronson Kaufusi, DL  
Fred Warner, LB  
Kai Nacua, DB  
Michael Wadsworth, DB  
Jonny Linehan, P

### 2016\*

Jamaal Williams, RB  
Tejan Koroma, OL  
Sae Tautu, DL  
Logan Taele, DL  
Kai Nacua, DB  
Jonny Linehan, P  
Corbin Kaufusi, DL  
Dayan Ghanwoloku, DB  
Jonny Linehan, P  
Michael Shelton, PR

\*All-Independent





## **INDEPENDENT (2011- PRESENT)**

On September 1, 2010, BYU announced its football program would compete in the NCAA Football Bowl Subdivision as an independent beginning with the 2011 season. Since the university instituted a football program in 1922, BYU had been a member of five different conferences, including the Rocky Mountain (1922-37), Mountain States/Skyline (1938-61), Western Athletic (1962-98) and Mountain West (1999-2010). The Cougars claimed their first conference championship in program history in 1965, going 4-2 in the WAC under head coach Tom Hudspeeth and have won 23 conference championships the club's history. BYU won its next title, the first of 19 under legendary coach LaVell Edwards, in 1974. During its time in the MWC, the Cougars won four championships, including back-to-back undefeated conference seasons in 2006 and 2007.

## **MOUNTAIN WEST (1999-10)**

- For the third time in program history, BYU chartered the creation of a new conference, this time joined by New Mexico, Utah, Air Force, Colorado St., San Diego State, UNLV and Wyoming. TCU joined in 2005.
- BYU football posted a 64-26 (.711) conference record in its 12 years in the conference.
- The Cougars' four MWC titles, 64 wins and 54 All-MWC First Team selections equal or surpass any MWC team since the league's inception.
- BYU won four MWC titles, including back-to-back championships in 2006-07. In three of its championship seasons, BYU went undefeated in conference play.

## **WESTERN ATHLETIC (1962-98)**

- BYU was a charter member of the conference along with Arizona, Arizona State, New Mexico, Utah and Wyoming.
- The WAC eventually expanded to as many as 16 schools in 1996.
- BYU football posted a 187-69-2 (.729) conference record in its 37 years in the conference.
- While in the WAC, the Cougars won the 1984 National Championship, finishing 13-0.
- BYU won a total of 19 titles in the WAC, including its first-ever football championship in 1965 and 10-straight from 1976-85.
- BYU's 19 WAC titles, 187 conference wins and 199 All-WAC First Team selections are all still the most by far of any WAC team.

## **MOUNTAIN STATES/SKYLINE (1938-61)**

- BYU was a charter member of the conference, leaving with Colorado, Colorado State, Denver, Utah, Utah State and Wyoming when the RMFAC was deemed too large. Montana and New Mexico joined in 1951.
- After Colorado left in 1947, the conference became popularly known as the Skyline Conference.
- Football posted a 41-75-12 (.367) conference record in its 24 years in the conference.
- The conference dissolved in early 1962 after BYU, Utah, Wyoming and New Mexico left to form the WAC.

## **ROCKY MOUNTAIN FACULTY ATHLETIC (1922-37)**

- BYU joined the RMFAC in 1918 with football participation beginning four years later.
- BYU football posted a 46-52-4 (.471) conference record in its 16 years in the conference.
- When BYU joined, other RMFAC schools included Colorado, Colorado A&M (now Colorado State), Colorado College, Colorado School of Mines, Denver, Utah, Utah State and Montana State. Wyoming, Western St. and Colorado Teacher's College (now Northern Colorado) joined two years later.
- Known today as the Rocky Mountain Athletic Conference (RMAC), it is now a Division II conference with 14 members.





BYU currently has 18 players under NFL contract. Linebacker Fred Warner was drafted by the San Francisco 49ers in the third round of the 2018 NFL Draft. John Denney is the longest tenured BYU player in the NFL, entering his 14th NFL season as the long-snapper for the Miami Dolphins. Only Dan Marino has played in more games in a Dolphins uniform. Former defensive end Ezekiel Ansah is one of the most notable current NFL Cougars. Ansah was drafted No. 5 overall in 2013 by the Detroit Lions and was named to the Pro Bowl in 2015. He led the NFC with 14.5 sacks in 2015 and has totaled 32 for his career. In 2018, Ansah signed a franchise tag deal with Detroit, worth \$17.1 million for the 2018 season. Linebacker Kyle Van Noy has helped the Patriots to back-to-back Super Bowl appearances in his two years with the club, including a win in Super Bowl LI.

## **BALTIMORE RAVENS**

Bronson Kaufusi

Kai Nacua

## **BUFFALO BILLS**

De'Ondre Wesley

## **CLEVELAND BROWNS**

Micah Hannemann

## **DENVER BRONCOS**

Jordan Leslie

## **DETROIT LIONS**

Ezekiel Ansah

## **GREEN BAY PACKERS**

Colby Pearson

Jamaal Williams

## **INDIANAPOLIS COLTS**

Tomasi Lailile

## **KANSAS CITY CHIEFS**

Daniel Sorensen

Tejan Koroma

## **LOS ANGELES CHARGERS**

Michael Davis

## **MIAMI DOLPHINS**

John Denney

## **NEW ENGLAND PATRIOTS**

Harvey Langi

Kyle Van Noy

## **NEW ORLEANS SAINTS**

Taysom Hill

## **NEW YORK JETS**

Jonah Trinnaman

## **SAN FRANCISCO 49ers**

Fred Warner





**TOM HOLMOE****JOHN DENNEY****TAYSOM HILL****DANIEL SORENSEN**

BYU has had 141 players drafted by the NFL and another 189 undrafted players receive NFL opportunities. BYU has had 11 first round picks, the most recent being Ghana native Ezekiel Ansah, who was drafted No. 5 overall to the Detroit Lions in 2013. BYU's most recent draft pick was linebacker Fred Warner, going in the third round to the San Francisco 49ers in the 2018 NFL Draft.


The average player coming from BYU spends nearly four and a half years in the NFL, about one year longer than the average NFL career.

Punter Lee Johnson had the longest NFL career, spanning 18 seasons and six teams. He was a fifth-round draft pick by the Houston Oilers (1985-87). He went on to play for the Cleveland Browns (1987-1988), Cincinnati Bengals (1988-1998), New England Patriots (1999-2001), Minnesota Vikings (2001) and Philadelphia Eagles (2002). At the time of his retirement, his 51,979 punting yards were the third most in NFL history.

There have been 41 players from BYU in the Super Bowl, bringing home 40 total championship rings. Former defensive back and current, athletic director Tom Holmoe has the most with four rings, including three as a player and one as a coach, all with the 49ers. From 1980-1992 the Cougars had at least one representative in the Super Bowl each year.

John Denney is the longest tenured active BYU player in the NFL, heading into his 14th season with the Miami Dolphins. He was a free agent signee. With 208 games played, only Dan Marino has played in more games as a Dolphin.

Steve Young is arguably BYU's best known NFL player, spending 15 seasons in the league, 13 with the 49ers. Young won Super Bowl XXIX 49-26 over the Chargers with a Super Bowl-record six touchdown passes, winning the game's MVP award. He was also the league's MVP in 1992 and 1994. In '94, he set an NFL-record 112.8 passer rating. He was inducted into the NFL Hall of Fame in 2005.

**LEE JOHNSON****JAMAAL WILLIAMS****STEVE YOUNG****KYLE VAN NOY**

BYU has had 41 players in the Super Bowl, including current director of athletics Tom Holmoe and quarterback Steve Young who each won three rings playing for the San Francisco 49ers. Holmoe won an additional ring as a coach with 49ers after his playing career was over. Offensive lineman Bart Oates also has three Super Bowl rings, winning two with the New York Giants and one with the 49ers. Quarterback Jim McMahon led the Chicago Bears to a Super Bowl XX victory in 1986 and then won a second ring with the Green Bay Packers in 1997 at Super Bowl XXXI. Defensive linemen Brett Keisel and Chris Hoke both have a pair of rings while playing together for the Pittsburgh Steelers. Tight end Dennis Pitta won in 2013 with the Ravens. Pitta had four catches for 26 yards including a 1-yard touchdown reception in the Super Bowl XLVII win over the 49ers. Most recently, linebacker Kyle Van Noy has appeared in the last two Super Bowls, winning Super Bowl LI with the New England Patriots. Van Noy combined for a sack in the game as the Patriots came back from down 28-3 to beat the Falcons 34-28 in overtime.



COUGARS IN THE SUPER BOWL													
SB	YEAR	PLAYER	POS	TEAM	W/L	SCORE	SB	YEAR	PLAYER	POS	TEAM	W/L	SCORE
IX	1975	Gordon Gravelle	T	Pittsburgh	W	16-6	XXIX	1995	Tom Holmoe	Coach	San Francisco	W	49-26
X	1976	Gordon Gravelle	T	Pittsburgh	W	21-17	XXXI	1997	Mike Holmgren	Coach	Green Bay	W	35-21
X	1976	Golden Richards	KR	Dallas	L	21-17	XXXI	1997	Jim McMahon	QB	Green Bay	W	35-21
XII	1978	Golden Richards	WR	Dallas	W	27-10	XXXI	1997	Andy Reid	Coach	Green Bay	W	35-21
XII	1978	Paul Howard	G	Denver	L	27-10	XXXII	1998	Mike Holmgren	Coach	Green Bay	L	31-24
XIV	1980	Gordon Gravelle	T	L.A. Rams	L	31-19	XXXII	1998	Andy Reid	Coach	Green Bay	L	31-24
XV	1981	Todd Christensen	TE	Oakl. Raiders	W	27-10	XXXIII	1999	Travis Hall	DE	Atlanta	L	34-19
XV	1981	Marc Wilson	QB	Oakl. Raiders	W	27-10	XXXV	2001	Brian Billick	Coach	Baltimore	W	34-7
XVI	1982	Bill Ring	RB	San Francisco	W	26-21	XXXVI	2002	Setema Gali	DE	New England	W	20-17
XVII	1983	Matt Mendenhall	DE	Washington	W	27-17	XXXVII	2003	Doug Jolley	TE	Oakland	L	48-21
XVIII	1984	Todd Christensen	TE	L.A. Raiders	W	38-9	XXXIX	2005	Reno Mahe	RB	Philadelphia	L	24-21
XVIII	1984	Marc Wilson	QB	L.A. Raiders	W	38-9	XXXIX	2005	Cha Lewis	TE	Philadelphia	L	24-21
XIX	1985	Tom Holmoe	DB	San Francisco	W	38-16	XXXIX	2005	Ifo Pili	DL	Philadelphia	L	24-21
XIX	1985	Bill Ring	RB	San Francisco	W	38-16	XXXIX	2005	Andy Reid	Coach	Philadelphia	L	24-21
XIX	1985	Todd Shell	LB	San Francisco	W	38-16	XL	2006	Brett Keisel	DE	Pittsburgh	W	21-10
XX	1986	Jim McMahon	QB	Chicago	W	46-10	XL	2006	Chris Hoke	DL	Pittsburgh	W	21-10
XXI	1987	Bart Oates	C	NY Giants	W	39-20	XL	2006	Shaun Nua	DE	Pittsburgh	W	21-10
XXII	1988	Kurt Gouveia	LB	Washington	W	42-10	XL	2006	Mike Holmgren	Coach	Seattle	L	21-10
XXIII	1989	Jason Buck	DE	Cincinnati	L	20-16	XL	2006	Itula Mili	TE	Seattle	L	21-10
XXIII	1989	Lee Johnson	P	Cincinnati	L	20-16	XLI	2007	Rob Morris	LB	Indianapolis	W	29-17
XXIII	1989	Leon White	LB	Cincinnati	L	20-16	XLI	2007	John Tait	OL	Chicago	L	29-17
XXIII	1989	Tom Holmoe	DB	San Francisco	W	20-16	XLI	2007	Gabe Reid	TE	Chicago	L	29-17
XXIII	1989	Steve Young	QB	San Francisco	W	20-16	XLIII	2009	Aaron Francisco	DB	Arizona	L	27-23
XXIII	1989	Todd Shell	DB	San Francisco	W	20-16	XLIII	2009	Kelly Poppinga	LB	Arizona	L	27-23
XXIV	1990	Steve Young	QB	San Francisco	W	55-10	XLIII	2009	Chris Hoke	DL	Pittsburgh	W	27-23
XXIV	1990	Tom Holmoe	DB	San Francisco	W	55-10	XLIII	2009	Brett Keisel	DE	Pittsburgh	W	27-23
XXV	1991	Bart Oates	C	N.Y. Giants	W	20-19	XLIV	2010	Aaron Francisco	DB	Indianapolis	L	31-17
XXVI	1992	Jason Buck	DE	Washington	W	37-24	XLIV	2010	Austin Collie	WR	Indianapolis	L	31-17
XXVI	1992	Kurt Gouveia	LB	Washington	W	37-24	XLV	2011	Chris Hoke	DL	Pittsburgh	L	31-25
XXIX	1995	Steve Young	QB	San Francisco	W	49-26	XLV	2011	Brett Keisel	DE	Pittsburgh	L	31-25
XXIX	1995	Bart Oates	C	San Francisco	W	49-26	XLVII	2013	Dennis Pitta	TE	Baltimore	W	34-21
XXIX	1995	Jamal Willis	RB	San Francisco	W	49-26	LI	2017	Kyle Van Noy	LB	New England	W	34-28/OT
XXIX	1995	Tim Hanshaw	G	San Francisco	W	49-26	LII	2018	Kyle Van Noy	LB	New England	L	41-33

PLAYER	YEAR	RND.	TEAM
Fred Warner, LB	2018	3	San Francisco 49ers
Jamaal Williams, RB	2017	4	Green Bay Packers
Bronson Kaufusi, DL	2016	3	Baltimore Ravens
Quinn Lawlor, OL	2015	6	Montreal Alouettes*
Kyle Van Noy, LB	2014	2	Detroit Lions
Ezekiel Ansah, DE	2013	1/5	Detroit Lions
Harvey Unga, RB	2010	7 (s)	Chicago Bears
Dennis Pitta, TE	2010	4	Baltimore Ravens
Austin Collie, WR	2009	4	Indianapolis Colts
Fui Vakapuna, RB	2009	7	Cincinnati Bengals
Bryan Kehl, LB	2008	4	New York Giants
John Beck, QB	2007	2	Miami Dolphins
Todd Watkins, WR	2006	7	Arizona Cardinals
Brady Poppinga, LB	2005	4	Green Bay Packers
Scott Young, OL	2005	5	Philadelphia Eagles
Shaun Nua, DE	2005	7	Pittsburgh Steelers
Colby Bockwoldt, LB	2004	7	New Orleans Saints
Dustin Rykert, OL	2003	6	Oakland Raiders
Spencer Nead, TE	2003	7	New England Patriots
Doug Jolley, TE	2002	2	Oakland Raiders
Ryan Denney, DE	2002	2	Buffalo Bills
Brandon Doman, QB	2002	5	San Francisco 49ers
Luke Staley, RB	2002	7	Detroit Lions
Brett Keisel, DE	2002	7	Pittsburgh Steelers
Owen Pochman, K	2001	7	New England Patriots
Tevita Ofahengaue, TE	2001	7	Arizona Cardinals
Rob Morris, LB	2000	1/28	Indianapolis Colts
Byron Frisch, DL	2000	3	Tennessee Titans
Matt Johnson, OL	2000	5	Indianapolis Colts
John Tait, OL	1999	1/14	Kansas City Chiefs
Daren Yancey, DL	1999	6	Oakland Raiders
Joe Wong, OL	1999	7	Miami Dolphins
Eric Bateman, OL	1998	5	New York Jets
Dustin Johnson, FB	1998	6	New York Jets
Jason Andersen, OL	1998	7	New England Patriots
Ben Cahoon, WR	1998	1	Montreal Alouettes*
Harland Ah You, DL	1998	3	Calgary Stampeders*
Itula Mili, TE	1997	6	Seattle Seahawks
Mike Ulufale, DL	1996	3	Dallas Cowboys
Evan Pilgrim, OL	1995	3	Chicago Bears
Tim Hanshaw, OL	1995	4	San Francisco 49ers
Travis Hall, DL	1995	6	Atlanta Falcons
Eli Herring, OL	1995	6	Los Angeles Raiders
John Walsh, QB	1995	7	Cincinnati Bengals
Derwin Gray, DB	1993	4	Indianapolis Colts
Ty Detmer, QB	1992	9	Green Bay Packers
Neal Fort, OT	1991	6	Los Angeles Rams
Brian Mitchell, DB	1991	7	Atlanta Falcons
Andy Katona, LB	1991	9	San Diego Chargers
Chris Smith, TE	1991	11	Cincinnati Bengals
Todd Herget, LB	1991	7	Edmonton Eskimos*
Mo Elewonibi, OL	1990	3	Washington Redskins
John Hunter, OL	1989	3	Minnesota Vikings
Rodney Rice, DB	1989	8	New England Patriots
Warren Wheat, OL	1989	8	Los Angeles Rams
Rodney Thomas, DB	1988	5	Miami Dolphins
David Futrell, NG	1988	12	New York Giants
Steve Kaufusi, DL	1988	12	Philadelphia Eagles
Shawn Knight, DT	1987	1/11	New Orleans Saints

\*CFL ^USFL

PLAYER	YEAR	RND.	TEAM
Jason Buck, DE	1987	1/17	Cincinnati Bengals
Mark Bellini, WR	1987	7	Indianapolis Colts
Lakei Heimuli, RB	1987	9	Chicago Bears
Robbie Bosco, QB	1986	3	Green Bay Packers
Leon White, LB	1986	5	Cincinnati Bengals
Kurt Gouveia, LB	1986	8	Washington Redskins
C. Whittingham, LB	1986	9	Cincinnati Bengals
Vai Sikahema, RB	1986	10	St. Louis Cardinals
Glen Kozlowski, WR	1986	11	Chicago Bears
Jeff Sprowls, CB	1986	12	San Diego Chargers
Trevor Matich, C	1985	1/28	New England Patriots
Robert Anae, G	1985	3	NJ Generals^
Kyle Morrell, DB	1985	4	Minnesota Vikings
Lee Johnson, P/K	1985	5	Houston Oilers
Louis Wong, OT	1985	5	St. Louis Cardinals
Jim Herrmann, DT	1985	7	Dallas Cowboys
Steve Young, QB	1984	1^, 1(s)	LA Express^/Tampa Bay
Todd Shell, LB	1984	1/24	San Francisco 49ers
Kirk Pendleton, WR	1984	11	San Francisco 49ers
Eddie Stinnett, RB	1984	17	Philadelphia Stars^
Gordon Hudson, TE	1984	8^, 1(s)	LA Express^/Seattle
Greg Peterson, DB	1984		Calgary Stampeders*
Casey Tiumalu, RB	1984	14	LA Express^
Steve Harper, TE	1984	16	Jacksonville Bulls^
Brandon Flint, DT	1984	17	Pittsburgh Maulers^
Jon Young, DB	1984	19	Philadelphia Stars^
Neil Balholm, WR	1983	4	Denver Gold^
Tom Holmoe, DB	1983	4	San Francisco 49ers
Chuck Ehin, DE	1983	12	San Diego Chargers
Bart Oates, C	1983		Philadelphia Stars^
Scott Collie, WR	1983		Hamilton Tiger-Cats*
Jim McMahon, QB	1982	1/5	Chicago Bears
Dan Plater, WR	1982	4	Denver Broncos
Steve Rogers, OT	1982		Denver Gold^
Brad Anae, DE	1982		Houston Gamblers^
K. Whittingham, LB	1982		Portland Storm^
Clay Brown, TE	1981	2	Denver Broncos
Glen Titensor, DT	1981	3	Dallas Cowboys
Scott Phillips, RB	1981	4	Seattle Seahawks
Nick Eyre, OT	1981	4	Houston Oilers
Glenn Redd, LB	1981	6	New Orleans Saints
Lloyd Jones, WR	1981	8	New York Jets
Eric Lane, RB	1981	8	Seattle Seahawks
Marc Wilson, QB	1980	1/15	Oakland Raiders
Mat Mendenhall, DT	1980	2	Washington Redskins
Tod Thompson, TE	1979	10	Pittsburgh Steelers
Larry Miller, LB	1979	8	St. Louis Cardinals
T. Christensen, FB	1978	2	Dallas Cowboys
Gifford Nielsen, QB	1978	3	Houston Oilers
Mekeli Ieremia, DE	1978	6	Chicago Bears
Lance Reynolds, OT	1978	9	Pittsburgh Steelers
Dave Hubbard, OT	1977	5	New Orleans Saints
Bill Rice, DT	1977	8	New York Giants
Brian Billick, TE	1977	11	San Francisco 49ers
Brad Oates, OT	1976	3	St. Louis Cardinals
Stan Varner, DE	1976	6	Atlanta Falcons
Orrin Olsen, C	1976	8	Kansas City Chiefs
Sid Smith, LB	1976	10	Tampa Bay Buccaneers
Gary Shaw, DB	1976	17	Los Angeles Rams

PLAYER	YEAR	RND.	TEAM
Gary Sheide, QB	1975	3	Cincinnati Bengals
Wayne Baker, DT	1975	3	San Francisco 49ers
Paul Linford, DT	1975	4	Baltimore Colts
Lloyd Fairbanks, OG	1975		Montreal Alouettes*
Dave Atkinson, DB	1974	10	Pittsburgh Steelers
Doug Richards, DB	1974	14	Dallas Cowboys
Golden Richards, WR	1973	2	Dallas Cowboys
Paul Howard, OG	1973	3	Denver Broncos
P. VanValkenburg, FB	1973	3	New Orleans Saints
Dan Hansen, DB	1973	15	Detroit Lions
Gordon Gravelle, OT	1972	2	Pittsburgh Steelers
Jeff Lyman, LB	1972	4	St. Louis Cardinals
C. Farasopoulos, DB	1971	3	New York Jets
Jeff Slipp, DE	1970	14	Denver Broncos
Mike Loper, OT	1969	8	San Francisco 49ers
Phil Odle, WR	1968	5	Detroit Lions
Casey Boyett, E	1968	9	San Francisco 49ers
Max Huber, T	1968	13	Boston Patriots
Dennis Patera, K	1968	17	San Francisco 49ers
Curg Belcher, DB	1967	3	Washington Redskins
Virgil Carter, QB	1967	6	Chicago Bears
Lou Andrus, DE	1967	11	Denver Broncos
Dennis Brewster, T	1966	6	Chicago Bears
Allan Robinson, HB	1964	16	Detroit Lions
Gene Frantz, B	1963	17	Detroit Lions
John Kapele, DE	1960	10	Pittsburgh Steelers
Lonnie Dennis, OL	1960	7	Pittsburgh Steelers
Jay Wenig, G	1957	17	New York Giants
Robert Bills, B	1955	17	New York Giants
Dewey Brundage, E	1954	22	Detroit Lions
Ray Oliverson, B	1952	14	Detroit Lions
Rex Barry, B	1951	14	San Francisco 49ers
Merrill Kimball, T	1949	16	Detroit Lions
Gayland Mills, E	1948	29	Green Bay Packers
Scotty Deeds, B	1947	17	Chicago Cards
Marcel Chatterton, B	1947	28	Boston Yanks
Reeve Nilsen, C	1947	16	Detroit Lions
Rich. Chatterton, B	1946	14	Chicago Bears
Dean Chipman, B	1942	14	Washington Redskins
Gar. Chamberlain, T	1942	17	Pittsburgh Steelers
Merrill Waters, E	1939	19	Detroit Lions
J. Stringham, B	1938	9	Brooklyn Dodgers

\*CFL ^USFL

*Ezekiel "Ziggy" Ansah tied Jim McMahon as BYU's highest draft pick in history, going at No. 5 to the Detroit Lions in the 2013 NFL Draft.*



## BYU'S NFL DRAFT FACTS

- The Cougars have had 11 different players drafted in the first round of the NFL Draft and one player selected in the first round of the USFL Draft (Steve Young).
- Ezekiel "Ziggy" Ansah was drafted 5th overall by the Detroit Lions in 2013 NFL Draft, tying Jim McMahon for the highest NFL Draft pick out of BYU in the regular NFL Draft. Ansah, who went on to lead all NFL rookies in sacks in 2013, is the highest defensive pick for the Cougars. The highest all-time pick is Steve Young, who was picked first overall in the special 1984 NFL Supplemental Draft of USFL and CFL players.
- Linebacker Fred Warner was the most recent Cougar drafted, going in the third round to the San Francisco 49ers in 2018.
- Running back Jamaal Williams was drafted in the fourth round to the Green Bay Packers in 2017.
- In 2016, Bronson Kaufusi was drafted, getting picked in the third round with the 70th overall pick by the Baltimore Ravens.
- Dennis Pitta became the 10th BYU tight end picked in the NFL Draft and the fourth since 2001. The consensus All-American was the 16th pick in the fourth round of the 2010 draft, 114th overall by the Baltimore Ravens. Pitta was the first Cougar to be selected by the Ravens.
- Four BYU athletic department administrators were selected in the NFL Draft, including Robbie Bosco (1986, Green Bay Packers), Lee Johnson (1985, Houston Oilers), Tom Holmoe (1983, San Francisco 49ers) and Fui Vakapuna (2009, Cincinnati Bengals)
- Over the past 32 professional drafts, 69 players have been drafted, including 38 offensive players, 30 defensive players and one special teams player from BYU.
- BYU's receiver Austin Collie was drafted by the Indianapolis Colts in the fourth round of the 2009 NFL Draft. A 6-foot-2, 206-pound wide receiver, Collie was the 27th pick of the fourth round and the 127th overall selection. In his rookie year, Collie was named to the All-Rookie team, catching 60 receptions for 676 yards and seven touchdowns including 6 catches for 66 yards in Super Bowl XLIV.

BYU has a record of 568-415-26 (.576). The Cougars have had just 14 head coaches in nearly a century of football as they enter the 94th season of play. (BYU did not play football for three years (1943-45) during World War II.) Over the past 40 seasons, the Cougars have had the sixth-most wins of any team in college football to date.

YEAR	RECORD	COACH
1922	1-5	Twitchell
1923	2-5	Twitchell
1924	2-3-1	Twitchell
1925	3-3	Hart
1926	1-5-1	Hart
1927	2-4-1	Hart
1928	3-3-1	Romney
1929	5-3	Romney
1930	5-2-4	Romney
1931	4-4	Romney
1932	8-1	Romney
1933	5-4	Romney
1934	4-5	Romney
1935	4-4	Romney
1936	4-5	Romney
1937	6-3	Kimball
1938	4-3-1	Kimball
1939	5-2-2	Kimball
1940	2-4-2	Kimball
1941	4-3-2	Kimball
1942	2-5	Millet
1946	5-4-1	Kimball
1947	3-7	Kimball
1948	5-6	Kimball
1949	0-11	Atkinson
1950	4-5-1	Atkinson
1951	6-3-1	Atkinson
1952	4-6	Atkinson
1953	2-7-1	Atkinson
1954	1-8	Atkinson
1955	1-9	Atkinson
1956	2-7-1	Kopp
1957	5-3-2	Kopp
1958	6-4	Kopp
1959	3-7	Stevens
1960	3-8	Stevens
1961	2-8	Mitchell
1962	4-6	Mitchell
1963	2-8	Mitchell
1964	3-6-1	Hudspeth
1965	6-4	Hudspeth
1966	8-2	Hudspeth

**1922** Record: 1-5  
Rocky Mountain Conference (8th)  
Coach: Alvin Twitchell

DATE	OPPONENT	RESULT
10/7	Utah State	L, 3-41
10/14	at Utah	L, 0-49
10/24	Colo. Mines (H)	L, 0-47
11/14	Wyoming	W, 7-0
11/25	at Colo. A&M	L, 0-33
11/30	at Wyoming	L, 0-13

**1923** Record: 2-5  
Rocky Mountain Conference (T-7th)  
Coach: Alvin Twitchell

DATE	OPPONENT	RESULT
9/29	Montana State	W, 16-15
10/13	at Colo. A&M	L, 6-14
10/20	at Colorado	L, 0-41
10/27	Utah	L, 0-15
11/3	Western State	W, 19-0
11/12	at Utah State	L, 0-40
11/29	at Colo. College	L, 6-31

**1924** Record: 2-3-1  
Rocky Mountain Conference  
Coach: Alvin Twitchell

DATE	OPPONENT	RESULT
10/3	at Colo. College	W, 3-0
10/11	at Montana St.	L, 0-13
10/25	at Utah	L, 0-35
11/7	Utah St. (H)	L, 0-14
11/11	at Western St.	W, 26-13
11/15	at Colo. Mines	T, 0-0

**1925** Record: 3-3  
Rocky Mountain Conference (T-6th)  
Coach: C.J. Hart

DATE	OPPONENT	RESULT
10/10	at Colo. A&M	L, 0-21
10/17	Colo. Coll. (H)	W, 7-6
10/24	at Utah State	L, 0-14
10/31	Utah	L, 0-27
11/7	Western State	W, 39-7
11/21	Montana State	W, 16-7

**1926** Record: 1-5-1  
Rocky Mountain Conference (9th)  
Coach: C.J. Hart

DATE	OPPONENT	RESULT
10/2	UC Davis	L, 0-17
10/9	at Colo. Teachers	L, 6-12
10/15	Utah State (H)	T, 0-0
10/23	at Western State	W, 30-0
11/6	at Montana State	L, 0-27
11/13	at Utah	L, 7-40
11/20	Colorado A&M	L, 6-19

**1927** Record: 2-4-1  
Rocky Mountain Conference (7th)  
Coach: C.J. Hart

DATE	OPPONENT	RESULT
10/8	at Colo. A&M	L, 0-29
10/15	at UC Davis	T, 0-0
10/22	Col. Teachers (H)	L, 7-21
10/29	at Utah State	L, 0-22
11/5	Western State	W, 60-0
11/12	Utah	L, 0-20
11/19	Colorado Mines	W, 38-19

**1928** Record: 3-3-1  
Rocky Mountain Conference (10th)  
Coach: G. Ott Romney

DATE	OPPONENT	RESULT
9/29	College of Idaho	W, 9-6
10/6	UC Davis	W, 7-6
10/13	at Colo. A&M	L, 6-15
10/20	at Western St.	W, 46-0
10/27	Utah State	L, 0-10
11/3	at Montana St.	L, 7-19
11/17	at Utah	T, 0-0

**1929** Record: 5-3  
Rocky Mountain Conference (4th)  
Coach: G. Ott Romney

DATE	OPPONENT	RESULT
9/28	at Nevada	W, 10-7
10/5	at Calif. Davis	L, 0-19
10/12	Montana State	L, 12-13
10/18	^Utah St.	W, 7-6
10/26	Western State	W, 33-12
11/2	at Utah	L, 13-45
11/11	Colo. St. Teachers	W, 25-13
11/23	Wyoming	W, 40-0

**1930** Record: 5-2-4  
Rocky Mountain Conference (3rd)  
Coach: G. Ott Romney

DATE	OPPONENT	RESULT
9/27	Wyoming	W, 19-12
10/4	Nevada	T, 6-6
10/11	at Colo. Teachers	T, 7-7
10/18	at Utah	L, 7-24
10/25	at Western St.	W, 25-0
11/1	^Utah St.	W, 39-14
11/8	at Mt. St. Charles	T, 13-13
11/15	Montana St. (H)	W, 19-6
11/22	at Regis	W, 18-6
11/27	at College of Idaho	T, 13-13
12/10	at Hawai'i	L, 13-49

**1931** Record: 4-4  
Rocky Mountain Conference (7th)  
Coach: G. Ott Romney

DATE	OPPONENT	RESULT
9/18	^UAY All-Stars	W, 7-3
9/25	at San Francisco	L, 0-25
10/3	at Nevada	W, 18-14
10/17	at Utah	L, 0-43
10/24	Western State	W, 31-0
10/31	at Colo. Teachers	L, 0-6
11/7	^Utah State	W, 6-0
11/13	Wyoming (H)	L, 7-13

**1932** Record: 8-1  
Rocky Mountain Conference (2nd)  
Coach: G. Ott Romney

DATE	OPPONENT	RESULT
9/23	^Montana State	W, 6-0
10/1	at Western State	W, 28-6
10/7	at Occidental	W, 46-0
10/15	at Utah	L, 0-29
10/22	Colo. St. Teachers	W, 20-2
10/29	at Wyoming	W, 25-0
11/4	at Idaho State	W, 32-0
11/19	Utah State	W, 18-6
11/24	^South Dakota	W, 13-7

^neutral, (H) Homecoming, (B) bowl game





<b>1933</b> Record: 5-4 Rocky Mountain Conference (5th) Coach: G. Ott Romney		
DATE	OPPONENT	RESULT
9/23	at U.S. Marines	L, 0-21
9/30	Montana State	W, 25-0
10/6	at Colo. Teachers	W, 6-2
10/14	at Utah	L, 6-21
10/21	at Western State	W, 13-0
11/4	at Denver	L, 0-6
11/11	at Colo. College	W, 25-0
11/18	at Utah State	L, 0-14
11/30	Wyoming	W, 6-3

<b>1934</b> Record: 4-5 Rocky Mountain Conference (7th) Coach: G. Ott Romney		
DATE	OPPONENT	RESULT
9/22	^Montana State	W, 20-6
9/29	Occidental	W, 32-7
10/6	at Wyoming	L, 0-7
10/13	at Utah	L, 0-43
10/20	^Colorado	L, 6-48
10/26	Montana State	W, 16-7
11/3	Utah State	L, 0-15
11/10	at Colo. College	W, 34-0
11/17	at Denver	L, 6-24

<b>1935</b> Record: 4-4 Rocky Mountain Conference (T-6th) Coach: G. Ott Romney		
DATE	OPPONENT	RESULT
9/28	at Montana State	L, 0-7
10/12	Colo. St. Teachers	W, 19-3
10/19	Colorado College	L, 12-13
10/26	at Wyoming	W, 13-6
11/2	Utah	L, 0-32
11/9	at Western State	W, 21-2
11/16	at Utah State	L, 0-27
11/23	at Arizona State	W, 13-0

<b>1936</b> Record: 4-5 Rocky Mountain Conference (6th) Coach: G. Ott Romney		
DATE	OPPONENT	RESULT
9/25	at Arizona	L, 6-32
10/3	Montana State	W, 19-0
10/9	at Colo. Teachers	W, 33-0
10/17	Utah State	L, 0-13
10/31	at Utah	L, 0-18
11/7	Western State	W, 26-12
11/14	at Denver	L, 7-35
11/21	Wyoming	W, 32-7
11/28	at Colo. College	L, 0-6

<b>1937</b> Record: 6-3 Rocky Mountain Conference (T-2nd) Coach: Eddie Kimball		
DATE	OPPONENT	RESULT
9/25	Colo. St. Teachers	W, 7-0
10/2	at Utah	L, 0-14
10/9	California Davis	W, 34-0
10/16	at Colorado	L, 0-14
10/23	at Portland	L, 10-13
10/30	Western State	W, 21-0
11/6	at Wyoming	W, 19-0
11/13	at Utah St.	W, 54-10
11/20	Montana State	W, 19-0

<b>1938</b> Record: 4-3-1 Mountain States Conference (2nd) Coach: Eddie Kimball		
DATE	OPPONENT	RESULT
9/24	Northern Arizona	W, 19-0
9/30	at Denver	W, 20-0
10/8	Wyoming	W, 24-13
10/15	at Utah	T, 7-7
10/22	Portland	L, 3-6
11/5	Utah State	L, 0-3
11/12	at Colorado	L, 0-8
11/19	at Colo. A&M	W, 20-12

<b>1939</b> Record: 5-2-2 Mountain States Conference (4th) Coach: Eddie Kimball		
DATE	OPPONENT	RESULT
9/23	at Northern Ariz.	W, 25-0
10/7	Colorado A&M	W, 13-12
10/14	Utah	L, 13-35
10/21	at Nevada	W, 7-0
10/27	at Western State	W, 18-6
11/4	at Denver	W, 21-18
11/11	at Utah State	T, 0-0
11/18	Colorado	L, 6-12
11/25	at Wyoming	T, 7-7

<b>1940</b> Record: 2-4-2 Mountain States Conference (4th) Coach: Eddie Kimball		
DATE	OPPONENT	RESULT
9/27	Nevada	T, 6-6
10/5	at Utah	L, 6-12
10/11	Wyoming	W, 20-0
10/18	at Texas Tech	L, 12-21
11/2	Utah State	W, 12-7
11/9	Denver	L, 0-9
11/16	at Colorado	L, 2-25
11/23	at Colo. A&M	T, 13-13

<b>1941</b> Record: 4-3-2 Mountain States Conference (2nd) Coach: Eddie Kimball		
DATE	OPPONENT	RESULT
9/26	Montana St.	L, 7-20
10/3	Western State	W, 26-0
10/10	at Denver	W, 13-7
10/18	at Utah	T, 6-6
10/24	at San Francisco	L, 13-25
11/1	at Utah State	W, 28-0
11/8	at Wyoming	W, 23-7
11/15	Colorado	T, 13-13
11/22	Colorado A&M	L, 7-22

<b>1942</b> Record: 2-5 Mountain States Conference (T-6th) Coach: Floyd Millet		
DATE	OPPONENT	RESULT
9/26	at Montana	W, 12-6
10/2	Wyoming	L, 6-13
10/10	at Utah	W, 12-7
10/16	Fort Douglas	L, 13-24
10/31	Utah State	L, 6-9
11/7	Denver	L, 6-26
11/14	at Colorado	W, 48-0

<b>1943-45</b> No football during WWII		
---	--	--

YEAR	RECORD	COACH
1967	6-4	Hudspeth
1968	2-8	Hudspeth
1969	6-4	Hudspeth
1970	3-8	Hudspeth
1971	5-6	Hudspeth
1972	7-4	Edwards
1973	5-6	Edwards
1974	7-4-1	Edwards
1975	6-5	Edwards
1976	9-3	Edwards
1977	9-2	Edwards
1978	9-4	Edwards
1979	11-1	Edwards
1980	12-1	Edwards
1981	11-2	Edwards
1982	8-4	Edwards
1983	11-1	Edwards
1984	13-0	Edwards
1985	11-3	Edwards
1986	8-5	Edwards
1987	9-4	Edwards
1988	9-4	Edwards
1989	10-3	Edwards
1990	10-3	Edwards
1991	8-3-2	Edwards
1992	8-5	Edwards
1993	6-6	Edwards
1994	10-3	Edwards
1995	7-4	Edwards
1996	14-1	Edwards
1997	6-5	Edwards
1998	9-5	Edwards
1999	8-4	Edwards
2000	6-6	Edwards
2001	12-2	Crowton
2002	5-7	Crowton
2003	4-8	Crowton
2004	5-6	Crowton
2005	6-6	Mendenhall
2006	11-2	Mendenhall
2007	11-2	Mendenhall
2008	10-3	Mendenhall
2009	11-2	Mendenhall
2010	7-6	Mendenhall
2011	10-3	Mendenhall
2012	8-5	Mendenhall
2013	8-5	Mendenhall
2014	8-5	Mendenhall
2015	9-4	Mendenhall
2016	9-4	Sitake
2017	4-9	Sitake
TOTAL		568-415-26 (.576)

^neutral, (H) Homecoming, (B) bowl game

**1946** Record: 5-4-1Mountain States Conference (4th)  
Coach: Eddie Kimball

DATE	OPPONENT	RESULT
9/21	Western State	W, 13-2
9/28	at Montana State	L, 12-13
10/4	at Denver	L, 13-26
10/12	Utah	L, 6-35
10/19	Denver	W, 10-7
10/25	at San Jose St.	L, 0-14
11/2	Wyoming	W, 6-3
11/9	at Utah State	T, 0-0
11/16	at Colorado A&M	W, 20-6
11/22	at Texas El-Paso	W, 14-13

**1947** Record: 3-7Mountain States Conference (7th)  
Coach: Eddie Kimball

DATE	OPPONENT	RESULT
9/20	Western State	W, 45-0
9/26	Montana State	W, 19-14
10/4	at Wyoming	L, 7-12
10/11	at Utah	L, 6-28
10/18	at Colorado	L, 7-9
10/25	Utah State (H)	W, 27-12
11/1	at Denver	L, 6-20
11/8	San Jose State	L, 19-28
11/15	Colorado A&M	L, 25-27
11/22	at San Diego St.	L, 7-32

**1948** Record: 5-6Mountain States Conference (5th)  
Coach: Eddie Kimball

DATE	OPPONENT	RESULT
9/18	San Diego State	W, 14-6
9/24	Pepperdine	W, 13-0
10/1	Pacific Fleet	L, 7-9
10/9	Utah	L, 0-30
10/15	at Texas El-Paso	L, 20-34
10/23	at Utah State	L, 7-20
10/30	Montana (H)	W, 26-20
11/5	at San Jose State	L, 6-21
11/13	at Colorado A&M	L, 0-20
11/20	Wyoming	W, 15-14
11/26	at Arizona State	W, 27-25

**1949** Record: 0-11Mountain States Conference (6th)  
Coach: Chick Atkinson

DATE	OPPONENT	RESULT
9/17	Texas Western	L, 6-27
9/23	Pacific Fleet	L, 13-27
10/1	San Jose State	L, 21-40
10/8	at Utah	L, 0-38
10/15	at Arizona State	L, 21-49
10/22	at Denver	L, 7-35
10/29	at Wyoming	L, 0-45
11/5	Utah State (H)	L, 3-22
11/11	Colorado A&M	L, 14-16
11/19	at Montana	L, 6-25
11/26	at Pepperdine	L, 14-28

**1950** Record: 4-5-1Mountain States Conference (5th)  
Coach: Chick Atkinson

DATE	OPPONENT	RESULT
9/16	at Idaho State	W, 14-13
9/23	Arizona State	L, 13-41
9/29	Pepperdine	W, 28-27
10/7	Utah	T, 28-28
10/14	at Colorado A&M	L, 14-27
10/21	at Denver	L, 3-42
11/4	at Utah State	W, 34-13
11/11	Wyoming (H)	L, 0-48
11/17	at Montana	W, 25-6
11/25	Fort Hood	W, 28-4

**1951** Record: 6-3-1Mountain States Conference (5th)  
Coach: Chick Atkinson

DATE	OPPONENT	RESULT
9/14	Idaho State	W, 27-7
9/22	Western State	W, 67-7
9/29	Hawaii	W, 20-7
10/6	at Utah	L, 6-7
10/20	Wyoming	T, 20-20
10/27	at Denver	L, 6-56
11/3	Colorado A&M (H)	W, 21-16
11/10	Utah State	W, 28-27
11/17	at New Mexico	L, 0-34
11/24	at Pepperdine	W, 20-0

**1952** Record: 4-6Mountain States Conference (5th)  
Coach: Chick Atkinson

DATE	OPPONENT	RESULT
9/19	San Diego NAS	W, 14-7
9/27	New Mexico	W, 14-10
10/4	at Montana	W, 28-7
10/11	at Utah	L, 6-34
10/25	Denver (H)	W, 14-13
11/1	Wyoming	L, 13-24
11/8	at San Jose State	L, 27-44
11/15	at Utah State	L, 26-27
11/22	at Colorado A&M	L, 6-27
11/29	at Arizona State	L, 6-47

**1953** Record: 2-7-1Mountain States Conference (T-7th)  
Coach: Chick Atkinson

DATE	OPPONENT	RESULT
9/19	Montana	W, 27-13
9/25	San Jose State	L, 23-28
10/3	at New Mexico	T, 12-12
10/10	at Idaho	W, 20-14
10/16	Utah State	L, 7-14
10/23	at Denver	L, 19-27
10/31	at Wyoming	L, 0-27
11/7	Colorado A&M (H)	L, 12-34
11/14	at Arizona State	L, 18-26
11/26	at Utah	L, 32-33

**1954** Record: 1-8Mountain States Conference (8th)  
Coach: Chick Atkinson

DATE	OPPONENT	RESULT
9/18	New Mexico	L, 12-21
9/24	Arizona State	L, 19-28
10/2	at Colorado A&M	L, 13-14
10/9	Utah	L, 7-12
10/23	Montana (H)	W, 19-7
10/30	at Utah State	L, 13-45
11/6	Denver	L, 0-20
11/13	Wyoming	L, 13-34
11/20	at Idaho	L, 0-7

**1955** Record: 1-9Mountain States Conference (8th)  
Coach: Chick Atkinson

DATE	OPPONENT	RESULT
9/17	at Oregon State	L, 0-33
9/24	Los Angeles State	W, 33-0
10/1	at Montana	L, 13-27
10/8	at Utah	L, 9-41
10/21	at Denver	L, 0-33
10/29	at Woming	L, 6-14
11/5	Utah State (H)	L, 21-47
11/11	Idaho	L, 6-49
11/19	Colorado A&M	L, 0-35
11/26	at New Mexico	L, 16-21

**1956** Record: 2-7-1Mountain States Conference (7th)  
Coach: Hal Kopp

DATE	OPPONENT	RESULT
9/15	at Wichita State	L, 0-13
9/22	Fresno State	L, 13-26
9/29	at Colorado A&M	T, 0-0
10/5	Utah	L, 6-41
10/20	at Montana	L, 14-21
10/27	at Utah State	L, 7-33
11/3	New Mexico (H)	W, 33-12
11/10	at Denver	L, 34-58
11/17	Wyoming	L, 6-7
11/24	^Air Force	W, 34-21

**1957** Record: 5-3-2Mountain States Conference (2nd)  
Coach: Hal Kopp

DATE	OPPONENT	RESULT
9/21	at Arizona	T, 14-14
9/28	at Kansas State	L, 7-36
10/4	Montana	W, 20-7
10/12	at Utah	L, 0-27
10/19	at Woming	T, 0-0
10/26	Denver (H)	W, 26-6
11/2	Utah State	W, 14-0
11/9	at Fresno State	L, 14-27
11/23	Colorado State	W, 26-9
11/30	at New Mexico	W, 14-12

^neutral, (H) Homecoming, (B) bowl game

**1958** Record: 6-4  
Mountain States Conference (3rd)  
Coach: Hal Kopp

DATE	OPPONENT	RESULT
9/20	Fresno State	W, 29-7
9/27	at Utah	W, 14-7
10/4	at Colorado State	L, 6-32
10/11	at Pacific	L, 8-26
10/18	North Texas State	L, 6-12
10/25	at Montana	W, 41-12
11/1	at Utah State	W, 13-6
11/8	New Mexico (H)	W, 36-19
11/15	at Denver	W, 22-7
11/22	Wyoming	L, 14-22

**1959** Record: 2-8  
Skyline Conference (T-5th)  
Coach: Tally Stevens

DATE	OPPONENT	RESULT
9/19	at Arizona	W, 18-14
9/26	at Fresno State	L, 16-27
10/3	Montana	L, 0-12
10/9	at Utah	L, 8-20
10/17	at Wyoming	L, 6-21
10/24	Denver (H)	L, 7-14
10/31	Utah State	W, 18-0
11/7	at New Mexico	L, 6-21
11/14	at Arizona State	L, 8-21
11/21	Colorado State	L, 13-14

**1960** Record: 3-8  
Skyline Conference (5th)  
Coach: Tally Stevens

DATE	OPPONENT	RESULT
9/16	Cal Poly	W, 34-14
9/23	at San Jose State	L, 8-21
10/1	at Colorado State	L, 7-8
10/7	at Utah	L, 0-17
10/15	Arizona State (H)	L, 0-31
10/22	at Montana	W, 7-6
10/29	at Utah State	L, 0-34
11/5	New Mexico	L, 15-27
11/12	at Denver	W, 19-6
11/19	Wyoming	L, 6-30
11/25	at Hawaii	L, 6-13

**1961** Record: 2-8  
Skyline Conference (T-5th)  
Coach: Hal Mitchell

DATE	OPPONENT	RESULT
9/16	San Jose State	L, 13-14
9/23	at West Texas St.	L, 9-55
9/30	at North Texas St.	L, 30-41
10/7	Montana	W, 7-6
10/14	at Utah	L, 20-21
10/21	at Wyoming	L, 8-36
11/4	Utah State (H)	L, 8-31
11/11	Colorado State	W, 30-16
11/18	at Oregon State	L, 0-35
11/25	at New Mexico	L, 6-34

**1962** Record: 4-6  
Western Athletic Conference (T-2nd)  
Coach: Hal Mitchell

DATE	OPPONENT	RESULT
9/15	at Pacific	L, 7-26
9/22	at Arizona	L, 21-27
9/29	George Wash.	L, 12-13
10/6	at Colorado State	W, 28-7
10/13	at Utah	L, 20-35
10/20	at Montana	W, 27-0
10/27	at Utah State	L, 21-27
11/3	New Mexico (H)	W, 27-0
11/10	at W. Michigan	L, 20-28
11/17	Wyoming	W, 14-7

**1963** Record: 2-8  
Western Athletic Conference (5th)  
Coach: Hal Mitchell

DATE	OPPONENT	RESULT
9/21	at Kansas State	L, 7-24
9/28	at Arizona	L, 7-33
10/5	Montana	W, 27-0
10/12	at Utah	L, 6-15
10/19	at Wyoming	L, 13-41
11/2	Utah State (H)	L, 0-26
11/9	at George Wash.	L, 6-23
11/16	at Pacific	L, 0-14
11/23	Colorado State	W, 24-20
11/30	at New Mexico	L, 0-26

**1964** Record: 3-6-1  
Western Athletic Conference (5th)  
Coach: Tom Hudspeth

DATE	OPPONENT	RESULT
9/19	at Oregon	L, 13-20
9/26	at Arizona	L, 6-39
10/2	New Mexico	L, 14-26
10/10	at Colorado State	L, 6-7
10/17	Pacific	W, 21-0
10/24	at Texas El-Paso	T, 18-18
10/31	Utah State (H)	W, 28-14
11/7	at Utah	L, 13-47
11/14	Western Michigan	W, 43-8
11/21	Wyoming	L, 11-31

**1965** Record: 6-4  
Western Athletic Conference (1st)  
Coach: Tom Hudspeth

DATE	OPPONENT	RESULT
9/18	at Arizona State	W, 24-6
9/24	Kansas State	W, 21-3
10/2	at Oregon	L, 14-27
10/8	San Jose State	W, 34-7
10/23	at Wyoming	L, 6-34
10/30	at Utah State	L, 21-34
11/6	Utah (H)	W, 25-20
11/13	Colorado State	L, 22-36
11/20	at Arizona	W, 20-3
11/27	at New Mexico	W, 42-8

**1966** Record: 8-2  
Western Athletic Conference (T-2nd)  
Coach: Tom Hudspeth

DATE	OPPONENT	RESULT
9/24	at San Jose State	W, 19-9
9/30	Colorado State	W, 27-24
10/8	Utah State	W, 27-7
10/14	Arizona State	L, 7-10
10/22	at New Mexico	W, 33-6
10/29	at Arizona	W, 16-14
11/5	Texas El-Paso	W, 53-33
11/12	at Utah	W, 35-13
11/19	Wyoming	L, 14-47
11/26	Pacific	W, 38-0

**1967** Record: 6-4  
Western Athletic Conference (3rd)  
Coach: Tom Hudspeth

DATE	OPPONENT	RESULT
9/23	New Mexico	W, 44-14
9/29	Western Michigan	W, 44-19
10/7	at Wyoming	L, 10-26
10/14	at Oregon State	W, 31-13
10/21	at UTEP	L, 17-47
10/28	Utah	W, 17-13
11/4	at Utah State	L, 9-30
11/11	Arizona (H)	W, 17-14
11/18	at Arizona State	L, 22-31
11/25	San Jose State	W, 67-8

**1968** Record: 2-8  
Western Athletic Conference (7th)  
Coach: Tom Hudspeth

DATE	OPPONENT	RESULT
9/21	at W. Michigan	W, 17-7
9/28	Iowa State	L, 20-28
10/12	Wyoming	L, 17-20
10/19	at Arizona	L, 3-19
10/26	UTEP (H)	L, 25-31
11/2	at Utah	L, 20-31
11/9	Utah State	L, 8-34
11/16	Arizona State	L, 12-47
11/23	at New Mexico	W, 35-6
11/30	at San Jose State	L, 21-25

**1969** Record: 6-4  
Western Athletic Conference (3rd)  
Coach: Tom Hudspeth

DATE	OPPONENT	RESULT
9/20	Colorado State	W, 22-20
9/27	at Iowa State	L, 0-10
10/4	at Arizona State	L, 7-23
10/11	New Mexico	W, 41-15
10/18	at Wyoming	L, 7-40
10/25	at UTEP	L, 7-30
11/1	Arizona (H)	W, 31-21
11/8	San Jose State	W, 21-3
11/15	at Utah State	W, 21-3
11/22	Utah	L, 6-16

^neutral, (H) Homecoming, (B) bowl game



**1970** Record: 3-8  
Western Athletic Conference (7th)  
Coach: Tom Hudspeth

DATE	OPPONENT	RESULT
9/12	North Texas State	W, 10-7
9/19	at W. Michigan	L, 17-35
9/26	UTEP	L, 0-17
10/3	at San Diego State	L, 11-31
10/10	at Arizona	L, 17-24
10/17	Arizona State	L, 3-27
10/24	Utah State (H)	W, 27-20
10/31	Wyoming	W, 23-3
11/7	at Colorado State	L, 9-26
11/14	at New Mexico	L, 8-51
11/21	at Utah	L, 13-14

**1971** Record: 5-6  
Western Athletic Conference (4th)  
Coach: Tom Hudspeth

DATE	OPPONENT	RESULT
9/10	at North Texas St.	W, 41-13
9/18	Colorado State	W, 54-14
9/25	at Kansas State	L, 7-23
10/1	New Mexico	L, 0-14
10/9	at Utah State	L, 7-29
10/16	at Wyoming	W, 35-17
10/23	at Tulsa	W, 25-7
10/30	at UTEP	W, 16-0
11/6	at Arizona State	L, 13-38
11/13	Arizona (H)	L, 14-27
11/20	Utah	L, 15-17

**1972** Record: 7-4  
Western Athletic Conference (T-2nd)  
Coach: LaVell Edwards

DATE	OPPONENT	RESULT
9/16	Kansas State	W, 32-9
9/23	Utah State	L, 19-42
9/30	at Oregon State	L, 3-29
10/7	at Long Beach St.	W, 38-27
10/14	UTEP (H)	W, 21-14
10/21	Arizona State	L, 17-49
10/28	at Colorado State	W, 44-8
11/4	Wyoming	W, 33-14
11/11	at Arizona	L, 7-21
11/18	at Utah	W, 16-7
11/25	at New Mexico	W, 21-7

**1973** Record: 5-6  
Western Athletic Conference (T-4th)  
Coach: LaVell Edwards

DATE	OPPONENT	RESULT
9/15	Colorado State	L, 13-21
9/29	Oregon State	W, 37-14
10/6	at Utah State	L, 7-13
10/13	Iowa State (H)	L, 24-26
10/20	at Arizona State	L, 12-52
10/27	at Wyoming	L, 21-41
11/3	New Mexico	W, 56-21
11/10	Arizona	L, 10-24
11/17	Weber State	W, 45-14
11/24	at Utah	W, 46-22
12/1	at UTEP	W, 63-0

**1974** Record: 7-4-1  
Western Athletic Conference (1st)  
Coach: LaVell Edwards

DATE	OPPONENT	RESULT
9/14	at Hawaii	L, 13-15
9/21	Utah State	L, 6-9
9/28	at Iowa State	L, 7-34
10/5	at Colorado State	T, 33-33
10/12	Wyoming (H)	W, 38-7
10/19	UTEP	W, 45-21
10/26	at Arizona	W, 37-13
11/2	at Air Force	W, 12-10
11/9	Arizona State	W, 21-18
11/16	at New Mexico	W, 36-3
11/23	Utah	W, 48-20
12/28	^Okla. St. (B)	L, 6-16

**1975** Record: 6-5  
Western Athletic Conference (T-4th)  
Coach: LaVell Edwards

DATE	OPPONENT	RESULT
9/13	Bowling Green	L, 21-23
9/20	at Colorado St.	L, 17-21
9/27	at Arizona St.	L, 0-20
10/3	New Mexico	W, 16-15
10/11	Air Force (H)	W, 28-14
10/25	at Wyoming	W, 33-20
11/1	Arizona	L, 20-36
11/8	at Utah St.	W, 24-7
11/15	Utah	W, 51-20
11/22	at UTEP	W, 20-10
11/29	at S. Mississippi	L, 14-42

**1976** Record: 9-3  
Western Athletic Conference (T-1st)  
Coach: LaVell Edwards

DATE	OPPONENT	RESULT
9/11	at Kansas St.	L, 3-13
9/18	Colorado St.	W, 42-18
9/25	at Arizona	W, 23-16
10/2	at San Diego St.	W, 8-0
10/9	Wyoming (H)	L, 29-34
10/16	S. Mississippi	W, 63-19
10/23	Utah State	W, 45-14
10/30	Arizona St.	W, 43-21
11/6	UTEP	W, 40-27
11/13	at New Mexico	W, 21-8
11/20	at Utah	W, 34-12
12/18	^Okla. St. (B)	L, 21-49

**1977** Record: 9-2  
Western Athletic Conference (T-1st)  
Coach: LaVell Edwards

DATE	OPPONENT	RESULT
9/10	Kansas State	W, 39-0
9/24	at Utah St.	W, 65-6
9/30	New Mexico	W, 54-19
10/8	at Oregon State	L, 19-24
10/15	at Colorado State	W, 63-17
10/22	at Wyoming	W, 10-7
10/29	Arizona (H)	W, 34-14
11/5	Utah	W, 38-8
11/12	at Arizona State	L, 13-24
11/19	Long Beach State	W, 30-27
11/26	at UTEP	W, 68-19

**1978** Record: 9-4  
Western Athletic Conference (1st)  
Coach: LaVell Edwards

DATE	OPPONENT	RESULT
9/9	at Oregon State	W, 10-6
9/16	at Arizona State	L, 16-24
9/23	Colorado State	W, 32-6
9/30	at New Mexico	W, 27-23
10/7	Utah State (H)	L, 7-24
10/14	at Oregon	W, 17-16
10/21	UTEP	W, 44-0
11/4	Wyoming	W, 48-14
11/11	San Diego State	W, 21-3
11/18	at Utah	L, 22-23
11/25	at Hawaii	W, 31-13
12/2	^UNLV	W, 28-24
12/22	^Navy (B)	L, 16-23

**1979** Record: 11-1  
Western Athletic Conference (1st)  
Coach: LaVell Edwards

DATE	OPPONENT	RESULT
9/8	at Texas A&M	W, 18-17
9/15	Weber State	W, 48-3
9/29	UTEP (H)	W, 31-7
10/5	Hawaii	W, 38-15
10/13	at Utah State	W, 48-24
10/20	at Wyoming	W, 54-14
10/27	New Mexico	W, 59-7
11/3	at Colorado State	W, 30-7
11/9	at Long Beach St.	W, 31-17
11/17	Utah	W, 27-0
11/24	at San Diego State	W, 63-14
12/21	^Indiana (B)	L, 37-38

**1980** Record: 12-1  
Western Athletic Conference (1st)  
Coach: LaVell Edwards

DATE	OPPONENT	RESULT
9/6	at New Mexico	L, 21-25
9/13	San Diego State	W, 35-11
9/20	at Wisconsin	W, 28-3
9/27	Long Beach State	W, 41-25
10/11	Wyoming (H)	W, 52-17
10/18	at Utah State	W, 70-46
10/25	at Hawaii	W, 34-7
11/1	UTEP	W, 83-7
11/8	North Texas State	W, 41-23
11/15	Colorado State	W, 45-14
11/22	at Utah	W, 56-6
11/29	at UNLV	W, 54-14
12/19	^SMU (B)	W, 46-45

**1981** Record: 11-2  
Western Athletic Conference (1st)  
Coach: LaVell Edwards

DATE	OPPONENT	RESULT
9/5	at Long Beach St	W, 31-8
9/12	Air Force	W, 45-21
9/19	at UTEP	W, 65-8
9/26	at Colorado	W, 41-20
10/2	Utah State	W, 32-26
10/10	UNLV (H)	L, 41-45
10/17	at San Diego St.	W, 27-7
10/24	at Wyoming	L, 20-33
10/31	New Mexico	W, 31-7
11/7	at Colorado State	W, 63-14
11/14	at Hawaii	W, 13-3
11/21	Utah	W, 56-28
12/18	^Wash. St. (B)	W, 38-36

^neutral, (H) Homecoming, (B) bowl game

<b>1982</b> Record: 8-4 Western Athletic Conference (1st) Coach: LaVell Edwards		
DATE	OPPONENT	RESULT
9/2	at UNLV	W, 27-0
9/11	at Georgia	L, 14-17
9/25	Air Force	L, 38-39
10/2	at UTEP	W, 51-3
10/9	at New Mexico	W, 40-12
10/16	Hawaii (H)	W, 39-25
10/23	Colorado State	W, 34-18
10/30	at Utah State	L, 17-20
11/6	Wyoming	W, 23-13
11/13	San Diego State	W, 58-8
11/20	at Utah	W, 17-12
12/17	^Ohio State (B)	L, 17-42

<b>1983</b> Record: 11-1 Western Athletic Conference (1st) Coach: LaVell Edwards		
DATE	OPPONENT	RESULT
9/10	at Baylor	L, 36-40
9/17	Bowling Green	W, 63-28
9/24	at Air Force	W, 46-28
10/1	at UCLA	W, 37-35
10/8	at Wyoming	W, 41-10
10/15	New Mexico (H)	W, 66-21
10/22	at San Diego State	W, 47-12
10/29	Utah State	W, 38-34
11/5	at UTEP	W, 31-9
11/12	Colorado State	W, 24-6
11/19	Utah	W, 55-7
12/23	^Missouri (B)	W, 21-17

<b>1984</b> Record: 13-0 (National Champs) Western Athletic Conference (1st) Coach: LaVell Edwards		
DATE	OPPONENT	RESULT
9/1	at Pittsburgh	W, 20-14
9/8	Baylor	W, 47-13
9/15	Tulsa	W, 38-15
9/22	at Hawaii	W, 18-13
10/6	at Colorado State	W, 52-9
10/13	Wyoming (H)	W, 41-38
10/20	at Air Force	W, 30-25
10/25	at New Mexico	W, 48-0
11/3	UTEP	W, 42-9
11/10	San Diego State	W, 34-3
11/17	at Utah	W, 24-14
11/24	Utah State	W, 38-13
12/21	^Michigan (B)	W, 24-17

<b>1985</b> Record: 11-3 Western Athletic Conference (1st) Coach: LaVell Edwards		
DATE	OPPONENT	RESULT
8/29	^Boston College	W, 28-14
9/7	UCLA	L, 24-27
9/14	Washington	W, 31-3
9/21	at Temple	W, 26-24
10/5	at Colorado State	W, 42-7
10/12	San Diego St. (H)	W, 28-0
10/19	at New Mexico	W, 45-23
10/26	at UTEP	L, 16-23
11/2	Wyoming	W, 59-0
11/9	at Utah State	W, 44-0
11/16	Air Force	W, 28-21
11/23	Utah	W, 38-28
12/7	at Hawaii	W, 26-6
12/28	^Ohio State (B)	L, 7-10

<b>1986</b> Record: 8-5 Western Athletic Conference (2nd) Coach: LaVell Edwards		
DATE	OPPONENT	RESULT
9/6	Utah State	W, 52-0
9/13	New Mexico	W, 31-30
9/20	at Washington	L, 21-52
9/27	Temple	W, 27-17
10/3	Colorado State	L, 20-24
10/18	at Wyoming	W, 34-22
10/25	UTEP (H)	W, 37-13
11/8	at Hawaii	W, 10-3
11/15	Oregon State	L, 7-10
11/22	at Utah	W, 35-21
11/29	at San Diego State	L, 3-10
12/6	at Air Force	W, 23-3
12/30	^UCLA (B)	L, 10-31

<b>1987</b> Record: 9-4 Western Athletic Conference (2nd) Coach: LaVell Edwards		
DATE	OPPONENT	RESULT
9/2	Pittsburgh	L, 17-27
9/12	at Texas	W, 22-17
9/19	at Texas Christian	L, 12-33
9/26	at New Mexico	W, 45-25
10/2	Utah State	W, 45-24
10/10	Wyoming (H)	L, 27-29
10/24	at Hawaii	W, 16-14
10/31	Air Force	W, 24-13
11/7	San Diego State	W, 38-21
11/14	at UTEP	W, 37-24
11/21	Utah	W, 21-18
12/5	Colorado State	W, 30-26
12/22	^Virginia (B)	L, 16-22

<b>1988</b> Record: 9-4 Western Athletic Conference (T-3rd) Coach: LaVell Edwards		
DATE	OPPONENT	RESULT
9/1	at Wyoming	L, 14-24
9/8	Texas	W, 47-6
9/17	UTEP	W, 31-27
9/30	Utah State	W, 38-3
10/8	Colorado State (H)	W, 42-7
10/15	Texas Christian	W, 31-18
10/22	at Hawaii	W, 24-23
10/29	New Mexico	W, 65-0
11/5	at San Diego State	L, 15-27
11/12	at Air Force	W, 49-31
11/19	at Utah	L, 28-57
12/3	at Miami	L, 17-41
12/29	^Colorado (B)	W, 20-17

<b>1989</b> Record: 10-3 Western Athletic Conference (1st) Coach: LaVell Edwards		
DATE	OPPONENT	RESULT
9/2	at New Mexico	W, 24-3
9/7	Washington State	L, 41-46
9/16	at Navy	W, 31-10
9/30	at Utah State	W, 37-10
10/7	Wyoming	W, 36-20
10/14	at Colorado State	W, 45-16
10/21	UTEP (H)	W, 49-24
10/28	at Hawaii	L, 14-56
11/4	Oregon	W, 45-41
11/11	Air Force	W, 44-35
11/18	Utah	W, 70-31
11/25	at San Diego State	W, 48-27
12/29	^Penn State (B)	L, 39-50

<b>1990</b> Record: 10-3 Western Athletic Conference (1st) Coach: LaVell Edwards		
DATE	OPPONENT	RESULT
9/1	at UTEP	W, 30-10
9/8	Miami	W, 28-21
9/15	Washington State	W, 50-36
9/22	San Diego State	W, 62-34
9/29	at Oregon	L, 16-32
10/13	Colorado State	W, 52-9
10/27	New Mexico (H)	W, 55-31
11/3	at Air Force	W, 54-7
11/10	at Wyoming	W, 45-14
11/17	at Utah	W, 45-22
11/24	Utah State	W, 45-10
12/1	at Hawaii	L, 59-28
12/29	^Texas A&M (B)	L, 14-65

<b>1991</b> Record: 8-3-2 Western Athletic Conference (1st) Coach: LaVell Edwards		
DATE	OPPONENT	RESULT
8/29	^Florida State	L, 28-44
9/7	at UCLA	L, 23-27
9/21	at Penn State	L, 7-33
9/28	Air Force	W, 21-7
10/4	Utah State	W, 38-10
10/12	UTEP (H)	W, 31-29
10/19	Hawaii	W, 35-18
10/26	at New Mexico	W, 41-23
10/31	at Colorado State	W, 40-17
11/9	Wyoming	W, 52-31
11/16	at San Diego State	T, 52-52
11/23	Utah	W, 48-17
12/30	^Iowa (B)	T, 13-13

<b>1992</b> Record: 8-5 Western Athletic Conference (1st) Coach: LaVell Edwards		
DATE	OPPONENT	RESULT
9/5	at UTEP	W, 38-28
9/10	San Diego State	L, 38-45
9/19	UCLA	L, 10-17
9/26	at Hawaii	L, 32-36
10/2	Utah State	W, 30-9
10/10	Fresno State (H)	W, 36-24
10/17	at Wyoming	W, 31-28
10/24	at Notre Dame	L, 16-42
10/31	Penn State	W, 30-17
11/7	New Mexico	W, 35-0
11/14	at Air Force	W, 28-7
11/21	at Utah	W, 31-22
12/25	^Kansas (B)	L, 20-23

<b>1993</b> Record: 6-6 Western Athletic Conference (T-1st) Coach: LaVell Edwards		
DATE	OPPONENT	RESULT
9/4	at New Mexico	W, 34-31
9/11	Hawaii	W, 41-38
9/18	at Colorado State	W, 27-22
9/25	Air Force	W, 30-3
10/9	at UCLA	L, 14-68
10/16	Notre Dame	L, 20-45
10/23	Fresno State (H)	L, 45-48
10/30	at Utah State	L, 56-58
11/11	at San Diego State	W, 45-44
11/20	Utah	L, 31-34
11/27	UTEP	W, 47-16
12/30	^Ohio State (B)	L, 21-28



**1994** Record: 10-3Western Athletic Conference (T-2nd)  
Coach: LaVell Edwards

DATE	OPPONENT	RESULT
9/3	at Hawaii	W, 13-12
9/10	at Air Force	W, 45-21
9/17	Colorado State	L, 21-28
9/24	New Mexico	W, 49-47
9/30	Utah State	W, 34-6
10/8	at Fresno State	W, 32-30
10/15	at Notre Dame	W, 21-14
10/22	at UTEP	W, 34-28
10/29	Arizona State (H)	L, 15-36
11/5	N.E. Louisiana	W, 24-10
11/10	San Diego State	W, 35-28
11/19	at Utah	L, 31-34
12/31	^Oklahoma (B)	W, 31-6

**1995** Record: 7-4Western Athletic Conference (T-1st)  
Coach: LaVell Edwards

DATE	OPPONENT	RESULT
9/2	at Air Force	L, 12-38
9/9	UCLA	L, 9-23
9/16	San Diego State	W, 31-9
9/30	at Colorado State	W, 28-21
10/14	at Arizona State	L, 21-29
10/21	Wyoming	W, 23-20
10/28	Hawaii (H)	W, 45-7
11/4	Tulsa	W, 45-35
11/11	at New Mexico	W, 31-13
11/18	Utah	L, 17-34
11/25	at Fresno State	W, 45-28

**1996** Record: 14-1Western Athletic Conference (1st)  
Coach: LaVell Edwards

DATE	OPPONENT	RESULT
8/24	Texas A&M	W, 41-37
8/31	Arkansas State	W, 58-9
9/14	at Washington	L, 17-29
9/21	New Mexico	W, 17-14
9/28	SMU	W, 31-3
10/4	at Utah State	W, 45-17
10/12	UNLV (H)	W, 63-28
10/19	at Tulsa	W, 55-30
10/26	at TCU	W, 45-21
11/2	UTEP	W, 40-18
11/9	Rice	W, 49-0
11/16	at Hawaii	W, 45-14
11/23	at Utah	W, 37-17
12/7	^Wyoming	W, 28-25 OT
1/1	^Kansas State (B)	W, 19-15

**1997** Record: 6-5Western Athletic Conference (5th)  
Coach: LaVell Edwards

DATE	OPPONENT	RESULT
9/6	Washington	L, 20-42
9/20	at Arizona State	W, 13-10
9/27	at SMU	W, 19-16 OT
10/3	Utah State	W, 42-35
10/11	at Rice	L, 14-27
10/18	Hawaii (H)	W, 17-3
10/25	TCU	W, 31-10
11/1	at UTEP	L, 13-13
11/8	Tulsa	W, 49-39
11/15	at New Mexico	L, 28-38
11/22	Utah	L, 14-20

**1998** Record: 9-5Western Athletic Conference (2nd)  
Coach: LaVell Edwards

DATE	OPPONENT	RESULT
9/5	at Alabama	L, 31-38
9/12	Arizona State	W, 26-6
9/19	at Washington	L, 10-20
9/26	Murray State	W, 43-9
10/3	at Fresno State	L, 21-31
10/10	UNLV (H)	W, 38-14
10/17	at Hawaii	W, 31-9
10/24	San Jose State	W, 46-43
10/29	San Diego State	W, 13-0
11/7	New Mexico	W, 46-21
11/14	at UTEP	W, 31-14
11/21	at Utah	W, 26-24
12/5	^Air Force	L, 13-20
12/31	^Tulane (B)	L, 27-41

**1999** Record: 8-4Mountain West Conference (T-1st)  
Coach: LaVell Edwards

DATE	OPPONENT	RESULT
9/9	Washington	W, 35-28
9/16	Colorado State	W, 34-13
9/25	Virginia	L, 40-45
10/1	at Utah State	W, 34-31 OT
10/9	California (H)	W, 38-28
10/16	at New Mexico	W, 31-7
10/23	at UNLV	W, 29-0
10/30	Air Force	W, 27-20
11/6	at San Diego State	W, 30-7
11/13	at Wyoming	L, 17-31
11/20	Utah	L, 17-20
12/27	^Marshall (B)	L, 3-21

**2000** Record: 6-6Mountain West Conference (T-3rd)  
Coach: LaVell Edwards

DATE	OPPONENT	RESULT
8/26	at Florida State	L, 3-29
9/2	at Virginia	W, 38-35 OT
9/9	at Air Force	L, 23-31
9/14	Mississippi State	L, 28-44
9/23	UNLV	W, 10-7
9/30	at Syracuse	L, 14-42
10/6	Utah State	W, 38-14
10/21	San Diego St. (H)	L, 15-16
10/26	Wyoming	W, 19-7
11/2	at Colorado State	L, 21-45
11/18	New Mexico	W, 37-13
11/24	at Utah	W, 34-27

**2001** Record: 12-2Mountain West Conference (1st)  
Coach: Gary Crowton

DATE	OPPONENT	RESULT
8/25	Tulane	W, 70-35
9/1	Nevada	W, 52-7
9/8	at California	W, 44-16
9/29	at UNLV	W, 35-31
10/5	Utah State	W, 54-34
10/13	at New Mexico	W, 54-20
10/20	Air Force (H)	W, 63-33
10/27	at San Diego State	W, 59-21
11/1	Colorado State	W, 56-34
11/10	at Wyoming	W, 41-34
11/17	Utah	W, 24-21
12/1	at Mississippi St.	W, 41-38
12/8	at Hawaii	L, 45-72
12/31	^Louisville (B)	L, 10-28

**2002** Record: 5-7Mountain West Conference (7th)  
Coach: Gary Crowton

DATE	OPPONENT	RESULT
8/29	Syracuse	W, 42-21
9/6	Hawaii	W, 35-32
9/14	at Nevada	L, 28-31
9/21	at Georgia Tech	L, 19-28
10/4	at Utah State	W, 35-34
10/12	at Air Force	L, 9-52
10/19	UNLV (H)	L, 3-24
10/24	at Colorado State	L, 10-37
11/2	San Diego State	W, 34-10
11/9	Wyoming	W, 35-31
11/16	New Mexico	L, 16-20
11/23	at Utah	L, 13-16

**2003** Record: 4-8Mountain West Conference (4th)  
Coach: Gary Crowton

DATE	OPPONENT	RESULT
8/28	Georgia Tech	W, 24-13
9/6	at USC	L, 18-35
9/13	at New Mexico	W, 10-7
9/20	Stanford	L, 14-18
9/27	Air Force	L, 10-24
10/4	at San Diego State	W, 44-36
10/9	Colorado State (H)	L, 13-58
10/18	at Wyoming	L, 10-13
10/25	at UNLV	W, 27-20 OT
10/30	Boise State	L, 12-50
11/15	at Notre Dame	L, 14-33
11/22	Utah	L, 0-3

**2004** Record: 5-6Mountain West Conference (3rd)  
Coach: Gary Crowton

DATE	OPPONENT	RESULT
9/4	Notre Dame	W, 20-17
9/11	at Stanford	L, 37-10
9/18	USC	L, 10-42
9/24	at Boise State	L, 27-28
10/2	at Colorado State	W, 31-21
10/8	UNLV	L, 20-24
10/16	Wyoming (H)	W, 24-13
10/23	at Air Force	W, 41-24
11/06	San Diego State	W, 49-16
11/13	New Mexico	L, 14-21
11/20	at Utah	L, 21-52

**2005** Record: 6-6Mountain West Conference (2nd)  
Coach: Bronco Mendenhall

DATE	OPPONENT	RESULT
9/3	Boston College	L, 3-20
9/10	Eastern Illinois	W, 45-10
9/24	TCU	L, 50-51 OT
10/1	at San Diego State	L, 10-31
10/8	at New Mexico	W, 27-24
10/15	Colorado State (H)	W, 24-14
10/22	at Notre Dame	L, 23-49
10/29	Air Force	W, 62-41
11/5	at UNLV	W, 55-14
11/12	at Wyoming	W, 35-21
11/19	Utah	L, 34-41 OT
12/22	^California (B)	L, 28-35

**2006** Record: 11-2  
Mountain West Conference (1st)  
Coach: Bronco Mendenhall

DATE	OPPONENT	RESULT
9/2	at Arizona	L, 13-16
9/9	Tulsa	W, 49-24
9/16	at Boston College	L, 23-30 OT
9/23	Utah State	W, 38-0
9/28	at TCU	W, 31-17
10/7	San Diego State	W, 47-17
10/21	UNLV (H)	W, 52-7
10/28	at Air Force	W, 33-14
11/4	at Colorado State	W, 24-3
11/9	Wyoming	W, 55-7
11/18	New Mexico	W, 42-17
11/25	at Utah	W, 33-31
12/21	^Oregon (B)	W, 38-8

**2007** Record: 11-2  
Mountain West Conference (1st)  
Coach: Bronco Mendenhall

DATE	OPPONENT	RESULT
9/1	Arizona	W, 20-7
9/8	at UCLA	L, 17-27
9/15	at Tulsa	L, 47-55
9/22	Air Force (H)	W, 31-6
9/29	at New Mexico	W, 31-24
10/13	at UNLV	W, 24-14
10/20	Eastern Wash.	W, 42-7
11/3	Colorado State	W, 35-16
11/8	TCU	W, 27-22
11/16	at Wyoming	W, 35-10
11/24	Utah	W, 17-10
12/1	at San Diego State	W, 48-27
12/22	^UCLA (B)	W, 17-16

**2008** Record: 10-3  
Mountain West Conference (3rd)  
Coach: Bronco Mendenhall

DATE	OPPONENT	RESULT
8/30	Northern Iowa	W, 41-17
9/6	at Washington	W, 28-27
9/13	UCLA	W, 59-0
9/20	Wyoming	W, 44-0
10/3	at Utah State	W, 34-14
10/11	New Mexico (H)	W, 21-3
10/16	at TCU	L, 7-32
10/25	UNLV	W, 42-35
11/1	at Colorado State	W, 45-42
11/8	San Diego State	W, 41-12
11/15	at Air Force	W, 38-24
11/22	at Utah	L, 24-48
12/20	^Arizona (B)	L, 21-31

**2009** Record: 11-2  
Mountain West Conference (2nd)  
Coach: Bronco Mendenhall

DATE	OPPONENT	RESULT
9/5	^Oklahoma	W, 14-13
9/12	at Tulane	W, 54-3
9/19	Florida State	L, 28-54
9/26	Colorado State	W, 42-23
10/2	Utah State	W, 35-17
10/10	at UNLV	W, 59-21
10/17	at San Diego State	W, 38-28
10/24	TCU (H)	L, 7-38
11/7	at Wyoming	W, 52-0
11/14	at New Mexico	W, 24-19
11/21	Air Force	W, 38-21
11/28	Utah	W, 26-23 OT
12/22	^Oregon State (B)	W, 44-20

**2010** Record: 7-6  
Mountain West Conference (T-3rd)  
Coach: Bronco Mendenhall

DATE	OPPONENT	RESULT
9/4	Washington	W, 23-17
9/11	at Air Force	L, 14-35
9/18	at Florida State	L, 10-34
9/25	Nevada	L, 13-27
10/1	at Utah State	L, 16-31
10/9	San Diego St. (H)	W, 24-21
10/16	at TCU	L, 3-31
10/23	Wyoming	W, 25-20
11/6	UNLV	W, 55-7
11/13	at Colorado State	W, 49-10
11/20	New Mexico	W, 40-7
11/27	at Utah	L, 16-17
12/18	^UTEP (B)	W, 52-24

**2011** Record: 10-3  
Independent  
Coach: Bronco Mendenhall

DATE	OPPONENT	RESULT
9/3	at Ole Miss	W, 14-13
9/10	at Texas	L, 16-17
9/17	Utah	L, 10-54
9/23	UCF	W, 24-17
9/30	Utah State	W, 27-24
10/8	San Jose State (H)	W, 29-16
10/15	at Oregon State	W, 38-28
10/22	Idaho State	W, 56-3
10/28	^TCU	L, 28-38
11/12	Idaho	W, 42-7
11/19	New Mexico State	W, 42-7
12/3	at Hawaii	W, 41-20
12/30	^Tulsa (B)	W, 24-21

**2012** Record: 8-5  
Independent  
Coach: Bronco Mendenhall

DATE	OPPONENT	RESULT
8/30	Washington State	W, 30-6
9/8	Weber State	W, 45-13
9/15	at Utah	L, 21-24
9/20	at Boise State	L, 6-7
9/28	Hawaii	W, 47-0
10/5	Utah State	W, 6-3
10/13	Oregon State (H)	L, 24-42
10/20	at Notre Dame	L, 14-17
10/27	at Georgia Tech	W, 41-17
11/10	Idaho	W, 52-13
11/17	at San Jose State	L, 14-20
11/24	at New Mexico St.	W, 50-14
12/20	San Diego St. (B)	W, 23-6

**2013** Record: 8-5  
Independent  
Coach: Bronco Mendenhall

DATE	OPPONENT	RESULT
8/31	at Virginia	L, 16-19
9/7	Texas	W, 40-21
9/21	Utah	L, 13-20
9/27	Middle Tennessee	W, 37-10
10/4	at Utah State	W, 31-14
10/12	Georgia Tech (H)	W, 38-20
10/19	at Houston	W, 47-46
10/25	Boise State	W, 37-20
11/9	at Wisconsin	L, 17-27
11/16	Idaho State	W, 59-13
11/23	at Notre Dame	L, 13-23
11/30	at Nevada	W, 28-23
12/27	^Washington (B)	L, 16-31

**2014** Record: 8-5  
Independent  
Coach: Bronco Mendenhall

DATE	OPPONENT	RESULT
8/29	at UConn	W, 35-10
9/6	at Texas	W, 41-7
9/11	Houston	W, 33-25
9/20	Virginia	W, 41-33
10/3	Utah State	L, 20-35
10/9	at UCF	L, 24-31 OT
10/18	Nevada(H)	L, 35-42
10/24	at Boise State	L, 30-55
11/1	at MTSU	W, 27-7
11/15	UNLV	W, 42-23
11/22	Savannah State	W, 64-0
11/29	at California	W, 42-35
12/22	^Memphis (B)	L, 48-55 2OT

**2015** Record: 9-4  
Independent  
Coach: Bronco Mendenhall

DATE	OPPONENT	RESULT
9/5	at Nebraska	W, 33-28
9/12	Boise State	W, 35-24
9/19	at UCLA	L, 23-24
9/26	at Michigan	L, 0-31
10/2	UConn	W, 30-13
10/10	East Carolina	W, 45-38
10/16	Cincinnati	W, 38-24
10/24	Wagner	W, 70-6
11/6	at San Jose State	W, 17-16
11/14	^Missou	L, 16-20
11/21	Fresno State	W, 52-10
11/28	at Utah State	W, 51-28
12/19	^Utah (B)	L, 28-35

**2016** Record: 9-4  
Independent  
Coach: Kalani Sitake

DATE	OPPONENT	RESULT
9/3	^Arizona	W, 18-16
9/10	at Utah	L, 19-20
9/17	UCLA	L, 14-17
9/24	^West Virginia	L, 32-35
9/30	Toledo	W, 55-53
10/8	at Michigan State	W, 31-14
10/14	Mississippi State	W, 28-21 2OT
10/20	at Boise State	L, 27-28
11/5	at Cincinnati	W, 20-3
11/12	Southern Uta	W, 37-7
11/19	UMass	W, 51-9
11/26	Utah State	W, 28-10
12/21	^Wyoming (B)	W, 24-21

**2017** Record: 4-9  
Independent  
Coach: Kalani Sitake

DATE	OPPONENT	RESULT
8/26	Portland State	W, 20-6
Sep 2	^LSU	0 - 27 L
Sep 9	Utah	13 - 19 L
Sep 16	Wisconsin	6 - 40 L
Sep 29	@ Utah State	24 - 40 L
Oct 6	Boise State (H)	7 - 24 L
Oct 14	@ Mississippi State	10 - 35 L
Oct 21	@ East Carolina	17 - 33 L
Oct 28	San Jose State	41 - 20 W
Nov 4	@ Fresno State	13 - 20 L
Nov 11	@ UNLV	31 - 21 W
Nov 18	UMass	10 - 16 L
Nov 25	@ Hawaii	30 - 20 W

	FINISH	RANK (HIGH)	TOTAL OFF	PASS OFF	RUSH OFF	SCORE OFF	TOTAL DEF	RUSH DEF	PASS DEF	SCORE DEF
1978	9-4	Unranked	364.9	238.2	126.8	25.3	320.2	157.6	162.6	14.7
WAC	1st		5th	1st		2nd	3rd	2nd	6th	1st
NCAA			----	8th		----	----	37th	----	27th
1979	11-1	13th AP	521.4	368.3	153.1	40.6	277.7	155.0	122.6	11.4
WAC	1st	12th UPI	1st	1st		1st	1st	1st	1st	1st
NCAA		(9th)	1st	1st		1st	29th	37th	40th	12th
1980	12-1	12th AP	535.0	409.8	125.2	46.7	343.0	160.1	182.9	16.5
WAC	1st	11th UPI	1st	1st		1st	2nd	3rd	5th	1st
NCAA		(11th)	1st	1st		1st	----	----	----	----
1981	11-2	13th AP	480.3	356.9	123.4	38.7	322.4	138.2	184.2	18.3
WAC	1st	11th UPI	1st	1st		1st	3rd	2nd	4th	2nd
NCAA		(8th)	3rd	1st		1st	----	----	----	----
1982	8-4	Unranked	466.2	289.8	176.4	32.5	326.7	168.9	157.8	15.2
WAC	1st	(19th)	1st	1st		2nd	3rd	6th	1st	1st
NCAA			2nd	5th		7th	----	----	20th	16th
1983	11-1	7th AP	584.2	381.2	203.0	44.0	376.5	129.9	246.6	20.9
WAC	1st	7th UPI	1st	1st		1st	4th	2nd	9th	3rd
NCAA		(7th)	1st	1st		2nd	----	26th	----	50th
1984	13-0	1st AP	486.5	346.2	140.3	36.0	321.3	161.8	159.5	13.8
WAC	1st	1st UPI	1st	1st		1st	2nd	4th	1st	1st
NCAA		(1st)	1st	1st		2nd	32nd	----	27th	10th
1985	11-3	16th AP	500.2	354.5	145.7	33.5	297.9	124.6	173.3	13.5
WAC	1st	17th UPI	1st	1st		3rd	1st	2nd	1st	1st
NCAA		(7th)	1st	1st		7th	18th	19th	35th	12th
1986	8-5	Unranked	406.6	235.6	168.0	25.0	277.8	88.8	189.0	17.1
WAC	2nd	(9th)	4th	7th		4th	2nd	1st	2nd	1st
NCAA			19th	20th		39th	10th	6th	55th	24th
1987	9-4	Unranked	382.7	291.8	90.9	27.8	353.0	136.6	216.4	22.6
WAC	2nd		6th	5th		6th	4th	2nd	3rd	4th
NCAA			33rd	9th		22nd	51st	23rd	88th	55th
1988	9-4	Unranked	456.9	322.8	134.1	33.4	320.3	131.4	188.8	22.0
WAC	T-3rd	(18th)	3rd	2nd		5th	2nd	2nd	2nd	3rd
NCAA			13th	4th		13th	34th	23rd	55th	52nd
1989	10-3	22 AP	540.4	394.3	146.1	40.3	404.6	137.7	266.9	26.6
WAC	1st	18 UPI	1st	1st		1st	3rd	2nd	9th	3rd
NCAA		(15th)	2nd	2nd	63rd	4th	80th	36th	104th	74th
1990	10-3	22 AP	565.8	448.3	117.4	42.5	390.8	116.3	253.3	23.8
WAC	1st	17 UPI	1st	1st		1st	5th	2nd	1st	4th
NCAA		(4th)	2nd	2nd	88th	2nd	74th	20th	42nd	56th
1991	8-3-2	23rd AP	479.5	343.8	135.8	35.0	431.3	156.8	274.5	25.7
WAC	1st	23rd CNN	1st	1st		1st	6th	3rd	8th	4th
NCAA		(23rd)	5th	2nd	78th	11th	96th	53rd	92nd	74th
1992	8-5	Unranked	459.8	297.9	161.8	29.6	360.0	128.9	231.1	22.9
WAC	T-1st	Unranked	2nd	1st		4th	1st	1st	3rd	2nd
NCAA		(22nd)	7th	5th	51st	16th	60th	23rd	49th	58th
1993	6-6	Unranked	474.7	369.1	105.6	35.5	475.7	227.7	248.0	37.0
WAC	T-1st	(17th)	3rd	1st		2nd	10th	10th	7th	9th
NCAA			9th	2nd	96th	12th	104th	102nd	94th	103rd
1994	10-3	18th AP	457.4	312.9	144.5	29.5	383.6	121.4	262.2	24.5
WAC	T-2nd	10th CNN	2nd	1st		6th	6th	3rd	8th	5th
NCAA		(10th)	9th	3rd	68th	26th	71st	22nd	90th	61st
1995	7-4	Unranked	411.8	315.4	96.5	27.9	377	167.7	209.3	24.4
WAC	T-1st	(25th)	7th	1st		6th	4th	4th	4th	5th
NCAA			28th	5th	103rd	36th	62nd	62nd	61st	58th
1996	14-1	5th AP	478	295.9	182.1	40.8	316.6	124.6	192.0	18.7
WAC	1st	5th CNN	2nd	4th		1st	1st	1st	3rd	1st
NCAA		(5th)	6th	13th		5th	25th	27th	36th	25th
1997	6-5	Unranked	335.6	227.3	108.4	22.7	358.0	164.4	193.6	23.1
WAC	5th PD	(16th)	9th	2nd		9th	10th	10th	10th	7th
NCAA			73rd	39th	99th	68th	52nd	66th	72nd	50th
1998	9-5	Unranked	381.7	236.9	144.8	28.8	273.9	91.2	182.7	19.2
WAC	2nd		5th	1st		3rd	1st	1st	3rd	2nd
NCAA			44th	34th	65th	37th	5th	5th	21st	25th

	FINISH	RANK (HIGH)	TOTAL OFF	PASS OFF	RUSH OFF	SCORE OFF	TOTAL DEF	RUSH DEF	PASS DEF	SCORE DEF
1999	8-4	Unranked	425.6	324.3	101.4	30.2	307.8	102.5	205.3	20.9
MWC	T-1st	(12th)	1st	1st	8th	2nd	2nd	1st	5th	4th
NCAA			13th	8th	100th	28th	21st	14th	39th	32nd
2000	6-6	Unranked	374.0	274.6	100.2	23.3	345.0	121.7	223.3	25.8
MWC	T-3rd		4th	1st	7th	4th	4th	2nd	8th	7th
NCAA			55th	16th	99th	73rd	40th	30th	72th	66th
2001	12-2	25th AP	542.8	325.0	217.9	46.8	448.5	202.8	245.7	30.5
MWC	1st	24th ESPN	1st	1st	3rd	1st	6th	5th	7th	6th
NCAA		(7th)	1st	7th	13th	1st	102nd	95th	88th	85th
2002	5-7	Unranked	381.8	260.8	121.1	22.7	384.7	177.8	206.9	27.8
MWC	7th	(24th)	5th	3rd	6th	7th	5th	7th	3rd	5th
NCAA			50th	27th	88th	87th	69th	91st	48th	72nd
2003	4-8	Unranked	314.6	215.0	99.6	16.3	307.0	130.8	176.2	25.8
MWC	T-4th		7th	4th	7th	8th	2nd	3rd	2nd	7th
NCAA			102nd	64th	108th	109th	14th	33rd	8th	62nd
2004	5-6	Unranked	384.0	279.5	103.2	24.3	378.5	149.3	229.3	26.8
MWC	3rd		3rd	1st	8th	4th	5th	4th	8th	5th
NCAA			48th	12th	102nd	69th	59th	59th	78th	70th
2005	6-6	Unranked	462.4	310.1	152.3	33.0	417.1	147.8	269.3	29.2
MWC	T-2nd		2nd	1st	5th	2nd	7th	3rd	9th	5th
NCAA			13th	6th	51st	24th	91st	57th	104th	83rd
2006	11-2	16th AP	465.5	323.5	141.9	36.8	319.2	114.1	205.1	14.7
MWC	1st	15th USA	1st	1st	3rd	1st	3rd	4th	5th	2nd
NCAA		(15th)	4th	4th	53rd	5th	38th	31st	65th	10th
2007	11-2	14th AP	442.8	293.38	144.3	30.1	307.9	97.5	210.4	18.5
MWC	1st	14th USA	1st	1st	5th	1st	1st	1st	6th	2nd
NCAA		(14th)	25th	14th	67th	47th	10th	9th	32nd	9th
2008	10-3	25st AP	444.8	310.4	133.7	34.2	355.9	140.3	215.6	21.9
MWC	3rd	21st USA	1st	1st	7th	2nd	6th	5th	8th	3rd
NCAA		(7th)	16th	6th	72nd	20th	59th	60th	74th	39th
2009	11-2	12th AP	427.2	281.5	160.3	35.5	329.1	110.2	218.9	21.5
MWC	2nd	12th USA	2nd	1st	4th	2nd	4th	2nd	5th	4th
NCAA		(7th)	21st	17th	63rd	11th	28th	21st	63rd	29th
2010	7-6	Unranked	366.5	198.4	168.1	26.2	330.8	138.6	192.2	21.6
MWC	T-3rd	(25th)	5th	5th	3rd	5th	2nd	3rd	3rd	4th
NCAA			73rd	76th	42nd	70th	24th	45th	23rd	32nd
2011	10-3	25th USA	405.7	245.4	160.3	30.1	312.9	112.9	200.8	20.4
INDY		Unranked	2nd	2nd	4th	1st	1st	1st	2nd	32nd
NCAA		(25th)	41st	47th	56th	42nd	13th	19th	32nd	22nd
2012	8-5	Unranked	400.4	247.2	153.15	28.7	266.1	86.9	179.2	14.0
INDY		Unranked	3rd	1st	4th	1st	1st	1st	2nd	2nd
NCAA		(25th)	60th	50th	65th	65th	3rd	2nd	10th	3rd
2013	8-5	Unranked	493.7	226.3	267.3	30.2	378.8	159.9	218.9	22.1
INDY			1st	4th	3rd	2nd	2nd	1st	4th	1st
NCAA			14th	73rd	10th	55th	48th	57th	46th	22nd
2014	8-5	Unranked	460.5	278.7	181.8	37.1	391.5	121.8	269.7	27.5
INDY		(18th)	1st	2nd	3rd	1st	1st	1st	4th	2nd
NCAA			26th	26th	47th	14th	56th	20th	112th	71st
2015	9-4	Unranked	424.8	296.5	128.3	33.7	345.7	143.8	201.8	22.8
INDY		(19th)	2nd	1st	3rd	2nd	1st	1st	2nd	2nd
NCAA			49th	21st	111th	40th	23rd	34th	31st	34th
2016	9-4	RV	399.1	197.9	201.2	29.5	365.0	112.8	252.2	19.5
INDY		RV	3rd	3rd	2nd	3rd	2nd	1st	3rd	1st
NCAA			71st	96th	41st	62nd	34th	9th	96th	14th
2017	4-9	Unranked	325.2	194.6	130.5	17.1	372.8	147.6	225.2	24.7
INDY			4th	2nd	4th	4th	3rd	1st	5th	3rd
NCAA			118th	90th	105th	123rd	51st	44th	67th	46th



# BYU VS. OPPONENTS ALL-TIME W/L

OPPONENT	WON	LOST	TIE	FIRST	LAST
Air Force Academy	24	7	0	1956	2010
Alabama	0	1	0	1998	1998
<b>Arizona</b>	<b>10</b>	<b>12</b>	<b>1</b>	<b>1936</b>	<b>2016</b>
Arizona State	7	20	0	1935	1998
Arkansas State	1	0	0	1996	1996
Baylor	1	1	0	1983	1984
<b>Boise State</b>	<b>2</b>	<b>6</b>	<b>0</b>	<b>2003</b>	<b>2017</b>
Boston College	1	2	0	1985	2006
Bowling Green	1	1	0	1975	1983
<b>California</b>	<b>3</b>	<b>1</b>	<b>0</b>	<b>1999</b>	<b>2014</b>
California-Davis	2	2	1	1926	1937
Cal Poly	1	0	0	1960	1960
Cincinnati	2	0	0	2015	2016
Colorado College	4	3	0	1923	1936
Colorado	3	8	1	1923	1988
Colorado Mines	1	1	1	1922	1927
Colorado State	39	27	3	1922	2010
Colo. St. Teachers	6	3	1	1923	1937
Connecticut	2	0	0	2014	2015
Denver	7	15	0	1933	1960
East Carolina	1	1	0	2015	2017
Eastern Illinois	1	0	0	2005	2005
Eastern Washington	1	0	0	2007	2007
Florida State	0	4	0	1991	2010
Fort Douglas	0	1	0	1942	1942
Fort Hood	1	0	0	1950	1950
Fresno State	5	6	0	1956	2017
George Washington	0	2	0	1962	1963
Georgia	0	1	0	1982	1982
Georgia Tech	3	1	0	2002	2013
<b>Hawaii</b>	<b>22</b>	<b>8</b>	<b>0</b>	<b>1930</b>	<b>2017</b>
Houston	2	0	0	2014	2014
Idaho, College of	1	0	1	1928	1930
Idaho	3	2	0	1953	2012
Idaho State	5	0	0	1932	2013
Indiana	0	1	0	1979	1979
Iowa	0	0	1	1991	1991
Iowa State	0	4	0	1968	1974
Kansas	0	1	0	1992	1992
Kansas State	4	4	0	1957	1997
Long Beach State	5	0	0	1972	1981
Los Angeles State	1	0	0	1955	1955
Louisiana State	0	1	0	2017	2017
Louisville	0	1	0	2001	2001
Marshall	0	1	0	1999	1999
<b>McNeese State</b>	<b>First Meeting</b>				
Miami	1	1	0	1988	1990
Michigan	1	1	0	1984	2015
Michigan State	1	0	0	2016	2016
Middle Tennessee	2	0	0	2013	2014
Mississippi State	2	2	0	2000	2017
Missouri	1	1	0	1983	2015
Montana	12	4	0	1937	1963
Montana State	8	7	0	1923	1947
Mt. St. Charles (Carroll)	0	0	1	1930	1930
Murray State	1	0	0	1998	1998
Navy	1	1	0	1978	1989
Nebraska	1	0	0	2015	2015
New Mexico	45	14	1	1951	2010
<b>New Mexico State</b>	<b>2</b>	<b>0</b>	<b>0</b>	<b>2011</b>	<b>2012</b>
Nevada	5	3	2	1929	2014
North Texas	3	2	0	1958	1980
Northeast Louisiana	1	0	0	1994	1994

OPPONENT	WON	LOST	TIE	FIRST	LAST
Northern Arizona	2	0	0	1938	1939
<b>Northern Illinois</b>	<b>First Meeting</b>				
Northern Iowa	1	0	0	2008	2008
Notre Dame	2	6	0	1992	2013
Occidental	2	0	0	1932	1934
Ohio State	0	3	0	1982	1993
Oklahoma	2	0	0	1994	2009
Oklahoma State	0	2	0	1974	1976
Ole Miss	1	0	0	2011	2011
Oregon	3	3	0	1964	2006
Oregon State	5	6	0	1955	2012
Pacific	2	3	0	1958	1966
Pacific Fleet	0	2	0	1948	1949
Penn State	1	2	0	1989	1992
Pepperdine	3	1	0	1948	1951
Pittsburgh	1	1	0	1984	1987
Portland	0	2	0	1937	1938
Portland State	1	0	0	2017	2017
Regis	1	0	0	1930	1930
Rice	1	1	0	1996	1997
San Diego State	28	7	1	1947	2012
San Diego NAS	1	0	0	1952	1952
San Francisco	0	2	0	1931	1941
San Jose State	8	10	0	1946	2017
Savannah State	1	0	0	2014	2014
South Dakota	1	0	0	1932	1932
Southern Methodist	3	0	0	1980	1997
Southern Mississippi	1	1	0	1975	1976
Southern Utah	1	0	0	2016	2016
Stanford	0	2	0	2003	2004
Syracuse	1	1	0	2000	2002
Temple	2	0	0	1985	1986
Texas	4	1	0	1987	2014
Texas A&M	2	1	0	1979	1996
TCU	5	6	0	1987	2011
Texas Tech	0	1	0	1940	1940
Toledo	1	0	0	2016	2016
Tulane	2	1	0	1998	2009
Tulsa	6	1	0	1971	2007
UAY All-Stars	1	0	0	1931	1931
UCF	1	1	0	2011	2014
UCLA	3	9	0	1983	2016
<b>UMass</b>	<b>1</b>	<b>1</b>	<b>0</b>	<b>2016</b>	<b>2017</b>
<b>UNLV</b>	<b>17</b>	<b>3</b>	<b>0</b>	<b>1978</b>	<b>2017</b>
U.S. Marines	0	1	0	1933	1933
USC	0	2	0	2003	2004
UNLV	16	3	0	1978	2014
UTEP	29	7	1	1946	2010
<b>Utah</b>	<b>31</b>	<b>57</b>	<b>4</b>	<b>1922</b>	<b>2017</b>
<b>Utah State</b>	<b>48</b>	<b>36</b>	<b>3</b>	<b>1922</b>	<b>2017</b>
Virginia	2	3	0	1987	2014
Wagner	1	0	0	2015	2015
Washington	4	5	0	1985	2013
Washington State	3	1	0	1981	2012
Weber State	3	0	0	1973	2012
West Texas State	0	1	0	1961	1961
West Virginia	0	1	0	2016	2016
Western Michigan	3	2	0	1962	1970
Western State	20	0	0	1923	1951
Wichita State	0	1	0	1956	1956
<b>Wisconsin</b>	<b>1</b>	<b>2</b>	<b>0</b>	<b>1980</b>	<b>2017</b>
Wyoming	45	30	3	1922	2016
<b>OVERALL</b>	<b>568</b>	<b>415</b>	<b>26</b>	<b>1922</b>	<b>2017</b>

2018 OPPONENTS IN BOLD



## BYU BOWL RESULTS

YEAR	OPPONENT	CONFERENCE	BOWL	W/L	SCORE
1974	Oklahoma St.	Big Eight	Fiesta	L	16-6
1976	Oklahoma St.	Big Eight	Tangerine	L	49-21
1978	Navy	Independent	Holiday	L	23-16
1979	Indiana	Big 10	Holiday	L	38-37
1980	SMU	Southwest	Holiday	W	46-45
1981	Washington St.	Pac-10	Holiday	W	38-36
1982	Ohio State	Big 10	Holiday	L	47-17
1983	Missouri	Big Eight	Holiday	W	21-17
1984	Michigan	Big 10	Holiday	W	24-17
1985	Ohio State	Big 10	Citrus	L	10-7
1986	UCLA	Pac-10	Freedom	L	31-10
1987	Virginia	Atlantic Coast	All-American	L	22-16
1988	Colorado	Big Eight	Freedom	W	20-17
1989	Penn State	Independent	Holiday	L	50-39
1990	Texas A&M	Southwest	Holiday	L	65-14
1991	Iowa	Big 10	Holiday	T	13-13
1992	Kansas	Big Eight	Aloha	L	23-20
1993	Ohio State	Big 10	Holiday	L	28-21
1994	Oklahoma	Big Eight	Copper	W	31-6
1996	Kansas St.	Big 12	Cotton	W	19-15
1998	Tulane	C-USA	Liberty	L	41-27
1999	Marshall	Mid-American	Motor City	L	21-3
2001	Louisville	C-USA	Liberty	L	28-10
2005	California	Pac-10	Las Vegas	L	35-28
2006	Oregon	Pac-10	Las Vegas	W	38-8
2007	UCLA	Pac-10	Las Vegas	W	17-16
2008	Arizona	Pac-10	Las Vegas	L	21-31
2009	Oregon State	Pac-10	Las Vegas	W	44-20
2010	UTEP	C-USA	New Mexico	W	52-24
2011	Tulsa	C-USA	Armed Forces	W	24-21
2012	San Diego State	MWC	Poinsettia	W	23-6
2013	Washington	Pac-12	Fight Hunger	L	16-31
2014	Memphis	American	Miami Beach	L	48-55 2OT
2015	Utah	Pac-12	Las Vegas	L	35-28
2016	Wyoming	MWC	Poinsettia Bowl	W	24-21
				TOTAL	14-20-1



Linebacker Kyle Van Noy essentially took over for BYU in the 2012 Poinsettia Bowl, where he forced and recovered a fumble for the go-ahead touchdown and minutes later returned an interception for his second-defensive score of the 4th quarter en route to a 23-6 victory over SDSU.



LaVell Edwards celebrates BYU's 19-15 Cotton Bowl victory over Kansas State in 1997. It has been the Cougars' only New Year's Day bowl game.



In one of the greatest bowls games in NCAA history, BYU overcame a 45-25 deficit with 4:07 left in the game to win 46-45 in the 1980 Holiday Bowl over SMU, nicknamed the "Miracle Bowl." With 4:07 remaining in the game, SMU scored to go ahead, 45-25. From there the Cougars connected on a TD pass, recovered an on-side kick, scored on a one-yard run by Scott Phillips, and blocked a punt. Finally, with three seconds left on the clock, Jim McMahon connected on a "Hail Mary" pass of 41 yards to Clay Brown.



Quarterback Steve Young actually caught the game-winning touchdown from running back Eddie Stinnett with under one minute to play vs. Missouri to win the 1983 Holiday Bowl 21-17.



Robbie Bosco led BYU to a 24-17 over Michigan to secure BYU's 1984 National Championship in the Holiday Bowl.



## 1974 FIESTA BOWL

12/28/74 TEMPE, ARIZ. (50,878)  
OKLAHOMA STATE 16, BYU 6

Oklahoma State	0	7	3	6	16
Brigham Young	6	0	0	0	6

TEAM STATISTICS OKLA. ST.	BYU
Rushes-Yards	55-147 36-120
Passing Yards	77 181
Passes	7-18-0 15-31-3

### SCORING:

BYU – Uselman 30-yard field goal  
BYU – Uselman 43-yard field goal  
OSU – Walker 12-yard run (Daigle kick)  
OSU – Daigle 42-yard field goal  
OSU – Bain 40-yard pass from Thompson (kick failed)

### GAME SUMMARY:

Competing in its first post-season bowl game ever, BYU played Western Athletic Conference host to the Oklahoma State Cowboys before a crowd of 50,878. The Cougars got off to a quick start with two field goals during the first quarter before All-WAC quarterback Gary Sheide suffered a dislocated shoulder in the last moments of the quarter. He was replaced by junior reserve Mark Giles. The Cowboys took the scoring lead during the second quarter on a touchdown run around left end, giving Oklahoma State a 7-6 halftime advantage. OSU regained possession of the ball on the Cougars' 17-yard line after intercepting Giles, but the Cowboys were unable to convert on the turnover. A field goal from 32 yards out put the Cowboys in front 10-6 at the end of the third quarter. With 1:14 remaining in the game, Oklahoma State scored another touchdown on a 40-yard halfback pass to complete the scoring. The Cougars out-gained Oklahoma State in total yardage, 301-224. Giles was 11 of 26 for 138 yards. After three losses and a tie to open the season, the Cougars reeled off seven straight victories prior to the bowl game.

## 1976 TANGERINE BOWL

12/18/76 ORLANDO, FLA. (37,812)  
OKLAHOMA STATE 49, BYU 21

Oklahoma State	7	21	21	0	49
Brigham Young	0	14	0	7	21

TEAM STATISTICS OKLA. ST.	BYU
Rushes-Yards	70-375 26-46
Passing Yards	27 209
Passes	2-10-0 23-34-4

### SCORING:

OSU – Dawson 36 pass interception (Daigle kick)  
BYU – Christensen 1-yard run (Taylor kick)  
OSU – Weatherbie 2-yard run (Daigle kick)  
OSU – Miller 3-yard run (Daigle kick)  
BYU – Thompson 27-yard pass from Nielson (Taylor kick)  
OSU – Miller 78-yard run (Daigle kick)  
BYU – Lowry 102-yard kickoff return (Taylor kick)  
OSU – R. Turner 1-yard run (kick failed)  
OSU – Miller 6-yard run (Lisle pass from Weatherbie)  
OSU – Miller 1-yard run (Daigle kick)

### GAME SUMMARY:

Powerful Oklahoma State, sparked by All-American Terry Miller (173 yards rushing on 23 carries), used four pass interceptions and a fumble recovery to capture the 31st annual Tangerine Bowl contest. Defensively, the Cowboys yielded only 46 yards rushing. The Cougars, however, stayed close in the first half, which ended 28-14. Dave Lowry returned the second-half kickoff 102 yards (a Tangerine Bowl record) to move the Cougars to within seven at 28-21. From there, it was all Cowboys. BYU's Gifford Nielsen completed 23 of 34 passes for 209 yards and one touchdown, but the Cougars could only roll up 255 yards to Oklahoma State's 402. BYU entered the game with a 9-2 record, while Oklahoma State came in after tying for the Big 8 title. The Cowboys missed out on the Orange Bowl because of the conference tie-breaking formula. Later, the stadium was expanded and the name changed to the Florida Citrus Bowl.

## 1978 HOLIDAY BOWL

12/22/78 SAN DIEGO, CALIF. (52,500)  
NAVY 23, BYU 16

Navy	0	3	7	13	23
Brigham Young	3	6	7	0	16

TEAM STATISTICS NAVY	BYU
Rushes-Yards	58-214 33-74
Passing Yards	138 181
Passes	8-14-1 16-34-2

### SCORING:

BYU – Johnson 33-yard field goal  
NAVY – Tata 40-yard field goal  
BYU – Chronister 10-yard pass McMahon (Johnson kick)  
BYU – McMahon 2-yard run (Johnson kick)  
NAVY – Tolbert 4-yard run (Tata kick)  
NAVY – Tata 28-yard field goal  
NAVY – McConkey 65-yard pass from Leszczynski (Tata kick)  
NAVY – Tata 27-yard field goal

### GAME SUMMARY:

The inaugural Holiday Bowl pitted two teams with local drawing power, the Naval Academy and Brigham Young University. Despite chilly temperatures, the two teams engaged in a hard-hitting battle. Defense dominated the first two quarters. Brent Johnson put the Cougars on the scoreboard first with a 33-yard field goal with 8:26 left in the first quarter. Navy's Bob Tata boomed a 40-yard field goal to tie the score at 3-3. Jim McMahon sent the Cougars ahead with a 10-yard pass to Mike Chronister, but Johnson missed the PAT. McMahon ran another in from two yards out in the third period for a 16-3 BYU lead. Navy cut the lead to 16-10 after three quarters and then tied the game on two field goals in the fourth quarter, but it was a 65-yard pass to Phil McConkey that did the Cougars in. Some 52,500 witnessed the game in person. McConkey was named Best Offensive Player and BYU's Tom Enlow won Best Defensive Player honors. Navy finished the year at 9-3, BYU at 9-4.

## 1979 HOLIDAY BOWL

12/21/79 SAN DIEGO, CALIF. (52,200)  
INDIANA 38, BYU 37

Indiana	14	7	10	7	38
Brigham Young	14	3	17	3	37

TEAM STATISTICS	INDIANA	BYU
Rushes-Yards	59-183	30-140
Passing Yards	171	380
Passes	11-30-1	28-43-3

### SCORING:

BYU – Lane 1-yard run (Johnson kick)  
IND – Stephenson 38-yard pass from Clifford (Kellogg kick)  
IND – Clifford 1-yard run (Kellogg kick)  
BYU – Wilson 3-yard run (Johnson kick)  
BYU – Johnson 40-yard field goal  
IND – Clifford 1-yard run (Kellogg kick)  
BYU – Jones 13-yard pass from Wilson (Johnson kick)  
IND – Harkrader 1-yard run (Kellogg kick)  
IND – Kellogg 26-yard field goal  
BYU – Johnson 29-yard field goal  
BYU – Lane 15-yard pass from Wilson (Johnson kick)  
BYU – Johnson 28-yard field goal  
IND – Wilbur 62-yard punt return (Kellogg kick)

### GAME SUMMARY:

The 1979 season ended with BYU leading the nation in scoring, passing and total offense. At 11-0, the Cougars were one of the few undefeated, untied teams in the nation. Those kinds of credentials, along with its No. 9 national ranking in the UPI and AP polls made BYU the favorite over the at-large entry, Indiana. The opportunistic Hoosiers played the Cougars tough, holding a 21-17 lead at the half. BYU jumped ahead in the third quarter, 24-21, on a 13-yard pass from All-American Marc Wilson to Homer Jones. The Cougars fell behind, 31-24, but regained the lead at 34-31 on a 15-yard pass to Eric Lane. With 12:14 left to play, BYU padded the lead on the third field goal of the game by Brent Johnson. But midway through the fourth quarter, Indiana's Tim Wilbur returned a punt 62 yards to push the Hoosiers ahead 38-37. With 2:06 remaining, the Cougars moved the ball 69 yards to the Indiana 10. Then, with 11 seconds left, Johnson missed a 27-yard field goal that would have won the game. Wilson was voted the MVP on offense (28 of 43 for 380 yards) and Indiana's Wilbur won the honor for defense. Clay Brown caught nine passes for 142 yards. Lane grabbed nine passes for 79 yards and also scored a rushing touchdown. Jones scored a touchdown and had 126 yards on seven kickoff returns.

## 1980 HOLIDAY BOWL

12/19/80 SAN DIEGO, CALIF. (50,200)  
BYU 46, SOUTHERN METHODIST 45

Brigham Young	7	6	6	27	46
Southern Methodist	19	10	9	7	45

TEAM STATISTICS	SMU	BYU
Rushes-Yards	66-393	24-(-2)
Passing Yards	53	446
Passes	6-11-0	32-49-1

### SCORING:

SMU – Dickerson 15-yard run (Garcia kick)  
SMU – James 45-yard run (Garcia kick)  
SMU – Safety  
SMU – Garcia 42-yard field goal  
BYU – Brown 64-yard pass from McMahon (Gunterh kick)  
SMU – James 3-yard pass from McIlhenry (Garcia kick)  
SMU – Garcia 44-yard field goal  
BYU – Sikahema 83-yard punt return (pass failed)  
SMU – Dickerson 1-yard run (pass failed)  
BYU – Brown 13-yard pass from McMahon (pass failed)  
SMU – Garcia 42-yard field goal  
BYU – Phillips 1-yard run (pass failed)  
SMU – James 42-yard run (Garcia kick)  
BYU – Braga 15-yard pass from McMahon (Pass failed)  
BYU – Phillips 1-yard run (pass to Phillips)  
BYU – Brown 41-yard pass from McMahon (Gunterh kick)

### GAME SUMMARY:

One observer said the 1980 Holiday Bowl was actually two ball games--a contest which lasted most of four quarters and another of four minutes duration. SMU controlled the "first game," leaving the Cougars behind 20 points with only minutes remaining. Unfortunately, many fans either turned off their TV sets or left the stadium in San Diego before the "second game" began. In the final four minutes, BYU surged to a stunning 46-45 win. For 56 minutes the Mustangs taught the Cougars a lesson in running the football. The Mustangs' two great running backs, Craig James and Eric Dickerson, rushed for a combined total of 335 yards. With 4:07 remaining in the game, SMU scored to go ahead, 45-25. From there the Cougars connected on a TD pass, recovered an on-side kick, scored on a one-yard run by Scott Phillips and blocked a punt. Finally, with three seconds left on the clock, Jim McMahon connected on a "Hail Mary" pass of 41 yards to Clay Brown. With the score tied, Kurt Gunther kicked the extra point to send BYU fans streaming onto the field. McMahon was 32 of 49 passes for 446 yards. It may have been the most exciting bowl game ever, with the Cougars getting 21 points in the final 2:33. Ironically, four passes on conversion attempts had failed before McMahon hit Phillips after the next-to-last touchdown to cut a 45-31 deficit to 45-39 and put the Cougars in a position to win the game with one more score. The 50-yard drive was set up when Todd Shell recovered a Brent Johnson on-side-kick at midfield. SMU got the ball back with 1:57 but had to punt. The kick was blocked by defensive back Bill Schoepflin and recovered by the SMU punter, Eric Kaifes, with 13 seconds left. McMahon threw one incomplete pass intended for Brown and another for Lloyd Jones before unleashing the famous pass to Brown in the end zone with no time left on the clock.

**1981 HOLIDAY BOWL**

12/18/81 SAN DIEGO CALIF. (52,419)

BYU 38, WASHINGTON STATE 36

Brigham Young	7	17	7	7	38
Washington St.	0	7	21	8	36

TEAM STATISTICS	WASH. ST.	BYU
Rushes-Yards	53-245	32-69
Passing Yards	106	368
Passes	8-25-2	28-44-0

**SCORING:**

BYU – Plater 35-yd pass fr. McMahon (Gunther kick)  
 BYU – Hudson 7-yd pass fr. McMahon (Gunther kick)  
 WSU – Turner 2-yd run (Leland kick)  
 BYU – Gunther 20-yd field goal  
 BYU – Hamilton 1-yd run (Gunther kick)  
 BYU – Holmoe 35-yd interception return (Gunther kick)  
 WSU – Lavomme 18-yd run (Beech pass)  
 WSU – Williams 5-yd run (pass failed)  
 WSU – Turner 13-yd run (Leland kick)  
 BYU – Pettis 11-yd pass fr. McMahon (Gunther kick)  
 WSU – Martin 1-yd run (Turner run)

**GAME SUMMARY:**

The 1981 edition of the Holiday Bowl fit the mold of its predecessors. This time it was the Cougars of BYU versus the Cougars of Washington State, playing before a crowd of 52,419. BYU held a 24-7 lead at halftime, then pushed the score to 31-7 as Tom Holmoe intercepted a pass and returned it 35 yards to give the WAC champions a comfortable edge. As the second half progressed, it appeared BYU would be the come-from-behind victim in this one. With only 59 seconds left in the third quarter, Washington State scored to make it 31-28. But Jim McMahon took over moving BYU 82 yards for a score to stretch the lead to 38-28. Statistically, it was a typical McMahon game, 27 of 43 with no interceptions and three touchdowns. Tight end Gordon Hudson had an excellent game, collecting seven catches for 126 yards and a touchdown. Dan Plater also caught a touchdown pass and Waymon Hamilton scored on the ground. Washington State quarterbacks Clete Casper and Ricky Turner completed only eight passes for 106 yards but Turner had 82 yards rushing while Don LaBomme had 79. Each team scored five touchdowns, so the difference actually came midway through the second quarter when Kurt Gunther connected on a 20-yard field goal after a BYU drive stalled on the Washington State three.

**1982 HOLIDAY BOWL**

12/17/82 SAN DIEGO CALIF. (52,533)

OHIO STATE 47, BYU 17

Ohio State	3	14	17	13	47
Brigham Young	0	10	0	7	17

TEAM STATISTICS	OHIO ST.	BYU
Rushes-Yards	66-329	18-60
Passing Yards	132	352
Passes	11-19-0	28-46-1

**SCORING:**

OSU – Spangler 47-yard field goal  
 BYU – Balholm 7-yard pass from Young (Gunther kick)  
 OSU – Spencer 61-yard run (Spangler kick)  
 OSU – Tomzak 3-yard run (Spangler kick)  
 BYU – Gunther 39-yard field goal  
 OSU – Broadnax 1-yard run (Spangler kick)  
 OSU – Spencer 18-yard run (Spangler kick)  
 OSU – Spangler 37-yard field goal  
 OSU – Gayle 1-yard run (Spangler kick)  
 BYU – Hudson 13-yard pass from Young (Gunther kick)  
 OSU – Gayle 5-yard run (kick failed)

**GAME SUMMARY:**

The Cougars had their two-game Holiday Bowl win streak snapped by Ohio State, 47-17. BYU's bubble burst at the outset of the third quarter, when the Buckeyes reeled off 17 unanswered points. Tim Spencer blew through the Cougar defense for 167 yards, including a record-setting 61-yard touchdown run in the second quarter that put Ohio State up, 10-7. Steve Young completed 27 of 45 passes for 341 yards, but BYU had a tough time getting into the end zone. The Cougars turned the ball over to Ohio State three times inside the 30 and saw the Buckeyes convert each turnover into a score. The Cougars took the lead early in the second quarter with a seven-yard strike to Neil Balholm. But Spencer's long gallop and a blocked punt put the Buckeyes up, 17-10, at halftime. Big fullback Vaughn Broadnax scored on the opening drive of the second half, and on the next play, Young was intercepted and Spencer ran 18 yards to put Ohio State in control for good. BYU's only other score came midway through the fourth quarter when Gordon Hudson caught a 13-yard pass. Ohio State quarterback Mike Tomzak had only 132 yards passing and no touchdowns, but his fleet of running backs scored six times on the ground. Ten different BYU players caught passes, led by Hudson with seven receptions for 81 yards and Balholm with 58 yards receiving.

## 1983 HOLIDAY BOWL

12/23/83 SAN DIEGO, CALIF. (51,480)  
BYU 21, MISSOURI 17

Brigham Young	0	7	7	7	21
Missouri	7	3	0	7	17

TEAM STATISTICS	MISSOURI	BYU
Rushes-Yards	64-252	25-42
Passing Yards	86	328
Passes	7-16-2	25-37-3

### SCORING:

MO – Drain 2-yard run (Burditt kick)  
BYU – Young 10-yard run (Johnson kick)  
MO – Burditt 37-yard field goal  
BYU – Stinnett 33-yard pass from Young (Johnson kick)  
MO – Drain 2-yard run (Burditt kick)  
BYU – Young 14-yard pass from Stinnett (Johnson kick)

### GAME SUMMARY:

Yet another chapter was added to the saga of impossible, thrilling Holiday Bowl finishes when BYU defeated Missouri, 21-17. The game was billed as a classic matchup between Missouri's stubborn defense and BYU's explosive offense, led by quarterback Steve Young. Missouri held BYU to just 167 yards and seven points in the first half, while BYU's defense allowed the Tigers only 157 yards and 10 points. Missouri got its first-half points on a two-yard run by Eric Drain and a 37-yard field goal by Brad Burditt. BYU's touchdown came on a 10-yard quarterback draw by Young. In the second half, Young hit Eddie Stinnett with a 33-yard touchdown pass. Missouri came right back with another two-yard plunge by Drain. A valiant goal-line stand by BYU gave the Cougars the ball on the six-yard-line with 3:57 left in the game. Led by Young, the Cougars moved down the field to the Missouri 15 with under a minute to play. On first-and-10 at the Tigers' 15, Young handed to Stinnett, who faked a sweep right and threw back across the field to Young. The Stinnett pass barely cleared the outstretched hands of Missouri's Bobby Bell allowing Young to gather it in and scramble 15 yards to the end zone. The PAT gave BYU a 21-17 lead with 23 seconds left. Kyle Morrell intercepted a Missouri desperation pass at the BYU two-yard line and returned it to the 17 to seal the win.

## 1984 HOLIDAY BOWL

12/21/84 SAN DIEGO, CALIF. (61,243)  
BYU 24, MICHIGAN 17

Brigham Young	0	10	0	14	24
Michigan	0	7	7	3	17

TEAM STATISTICS	MICHIGAN	BYU
Rushes-Yards	49-120	27-112
Passing Yards	82	371
Passes	7-15-1	35-49-3

### SCORING:

BYU – Smith 5-yard run (Johnson kick)  
UM – Rogers 5-yard run (Bergeron kick)  
BYU – Johnson 31-yard field goal  
UM – Perryman 10-yard pass from Zurbrugg (Bergeron kick)  
UM – Bergeron 32-yard field goal  
BYU – Kozłowski 7-yard pass from Bosco (Johnson kick)  
BYU – Smith 13-yard pass from Bosco (Johnson kick)

### GAME SUMMARY:

Holiday Bowl VII lived up to all the glamour and excitement of the previous six bowls, plus it had a new dimension--national championship luster--thanks to BYU's undefeated, untied season and No. 1 ranking. The 24-17 Cougar victory marked the first time in years that a non-New Year's Day bowl game determined the national championship. The contest was played in typical Holiday Bowl fashion. After a scoreless first quarter in which Cougar quarterback Robbie Bosco was forced to the sideline with an injured knee and ankle, the game began to develop drama. BYU scored first with 8:37 left in the first half on a five-yard run by Kelly Smith. The touchdown was set up when a limping Bosco returned to the lineup and engineered an 80-yard drive. The Wolverines responded by putting together an 80-yard scoring drive of their own, culminating on Rick Rogers' five-yard touchdown run up the middle. The PAT tied the score at seven. The tie was short-lived however, as a 31-yard field goal by Lee Johnson with time running out in the first half gave BYU a 10-7 lead at the break. Midway through the third period, Michigan went on top for the first time at 14-10 on a 10-yard scoring strike from Bob Zurbrugg to Bob Perryman. The Wolverines added to their lead when Bob Bergeron nailed a 32-yard field goal to make the Michigan lead 17-10 with 14:14 to play. The Cougar offense then produced an 80-yard drive that culminated with a seven-yard Bosco-to-Glen Kozłowski touchdown pass to tie the game at 17 with 10:51 to go. Bosco's 13-yard scoring toss to Smith with 1:23 remaining made it 24-17. Two plays later Marv Allen intercepted a pass to clinch a 13-0 season and the Cougars' first-ever national championship. David Mills finished with 11 catches for 103 yards receiving and Smith had 10 for 88. Lakei Heimuli led BYU with 82 yards rushing while Bob Perryman had 110 for Michigan.





## 1985 CITRUS BOWL

12/28/85 ORLANDO, FLA. (50,920)  
OHIO STATE 10, BYU 7

Ohio State	0	3	7	0	10
Brigham Young	0	7	0	0	7

TEAM STATISTICS	OHIO ST.	BYU
Rushes-Yards	42-133	22-88
Passing Yards	196	261
Passes	19-36-0	26-50-4

### SCORING:

OSU – Spangler 47-yard field goal  
BYU – Miles 38 yard pass from Bosco (Webster kick)  
OSU – Kolic 14 pass interception (Spangeler kick)

### GAME SUMMARY:

In what promised to be an offensive showdown between pass-happy BYU (11-2) and rough and tumble Ohio State (8-3), two of the nation's top defenses took center stage. In fact, the game's only touchdowns were produced by a noseguard on an interception and a reserve wide receiver on a broken play. Buckeye kicker Rich Spangler tallied the first points of the game with a 47-yard field goal early in the second quarter to give Ohio State a 3-0 lead. BYU attempted to answer with a long drive of its own, only to come away empty after Vai Sikahema fumbled on an apparent touchdown plunge. Before the first half ended, quarterback Robbie Bosco rolled left, whirled right and found wide receiver David Miles on a 38-yard strike to give the Cougars a 7-3 halftime lead. In the second half, Ohio State noseguard Larry Kolic intercepted Bosco and took it in for a touchdown to give the Buckeyes a 10-7 lead. Leon White and Kyle Whittingham recovered fumbles but Kolic got another interception and Terry White intercepted two in the end zone to stop BYU threats—one with 3:38 to play and again with three seconds left. Ohio State was the benefactor of six Cougar turnovers, and the Buckeyes went home the victor. Mark Bellini had 89 yards receiving while Lakei Heimuli added 10 receptions for 77 yards.

## 1986 FREEDOM BOWL

12/30/86 ANAHEIM, CALIF. (55,422)  
UCLA 31, BYU 10

UCLA	7	0	17	7	31
Brigham Young	3	0	0	7	10

TEAM STATISTICS	UCLA	BYU
Rushes-Yards	49-423	43-73
Passing Yards	95	221
Passes	8-21-1	25-43-3

### SCORING:

BYU – Chitty 32-yard field goal  
UCLA – Green 3-yard run (Franey kick)  
UCLA – Green 1-yard run (Franey kick)  
UCLA – Franey 49-yard field goal  
UCLA – Green 79-yard run (Franey kick)  
UCLA – Dorrell 13-yard pass from Green (Franey kick)  
BYU – Hansen 3-yard run (Chitty kick)

### GAME SUMMARY:

Although BYU failed to win the WAC title, the Cougars kept alive an impressive streak of nine bowl appearances in a row by being invited to the third annual Freedom Bowl. There they met familiar foe UCLA. The two teams had met in 1985 when the Bruins came from behind to win a tough game in Provo, 27-24. The Freedom Bowl, however, proved different as UCLA outstanding running back Gaston Green broke open a close game in the third quarter and the Bruins went on to win 31-10. Green finished with 266 yards on 33 carries. The first half was all defense as the two teams punted nine times in the first 30 minutes. BYU struck first when linebacker Andy Katoa recovered a UCLA fumble at the Bruin 47 and Leonard Chitty put the Cougars ahead 3-0 with a 32-yard field goal. UCLA stormed ahead to stay with a 71-yard touchdown drive highlighted by a 49-yard run on a reverse by Bruin receiver Karl Dorrell. From then on, it was UCLA most of the way. Cougar quarterbacks Bob Jensen and Mike Young managed to pass for over 200 yards, but UCLA and Green did most of the damage. Costly injuries to standouts Mark Bellini and Katoa hindered the Cougar effort, but Outland Trophy winner Jason Buck turned in another strong effort.

## 1987 ALL-AMERICAN BOWL

12/22/87 BIRMINGHAM, ALA. (37,000)  
VIRGINIA 22, BYU 16

Virginia	7	7	0	8	22
Brigham Young	3	0	6	7	16

TEAM STATISTICS	VIRGINIA	BYU
Rushes-Yards	3-187	26-95
Passing Yards	162	394
Passes	10-19-2	37-61-1

### SCORING:

BYU – Chitty 20-yard field goal  
UVA – Secules 2-yd run (Inderlied kick)  
UVA – Morgan 25-yd run (Inderlied kick)  
BYU – Whittingham 8-yd run (pass failed)  
UVA – Ford 22-yd pass from Secules (Wilson pass)  
BYU – Whittingham 1-yd pass from Covey (Chitty kick)

### GAME SUMMARY:

The 11th annual All-American Bowl began with temperatures in the 40s and BYU never warmed up. The Cougars' 10th-consecutive bowl appearance included several records, but BYU lost 22-16 in its first-ever meeting with Virginia. Sean Covey attempted 61 passes, David Miles had 188 yards in receptions and Pat Thompson only punted once, but BYU fell short several times. Darren Handley, BYU's leading receiver, dropped a touchdown pass in the first quarter before BYU settled for a 20-yard field goal by Leonard Chitty. However, Chitty, who set a season best for field goals (18) and consecutive PATs (29), missed from 51 and 47 yards as Virginia took a 14-3 lead into the intermission. BYU got to the Virginia two-yard-line midway through the third quarter only to have a fourth-down pass tipped away. Later, Freddie Whittingham scampered eight yards to cut the lead to 14-9 at the end of the third quarter. Virginia, led by quarterback Scott Secules, the game's MVP, made a crucial 76-yard drive to go ahead 22-9 with 11 minutes left. Then, BYU went the same distance to score on a one-yard pass to Whittingham with seven minutes remaining. But that was as close as the Cougars would get. Ironically, nine years earlier on the same date Virginia coach George Welsh was head coach of Navy, which beat BYU 23-16 in the inaugural Holiday Bowl.

## 1988 FREEDOM BOWL

12/29/88 ANAHEIM, CALIF. (35,941)  
BYU 20, COLORADO 17

Brigham Young	7	0	7	6	20
Colorado	7	7	0	3	17

TEAM STATISTICS	COL	BYU
Rushes-Yards	60-273	42-152
Passing Yards	64	168
Passes	5-16-2	15-27-1

### SCORING:

COL – Bieniemy 1-yard run (Blottiaux kick)  
BYU – Salido 19-yard pass from Covey (Chaffetz kick)  
COL – Bieniemy 1-yard run (Blottiaux kick)  
BYU – Cutler 14-yard pass from Detmer (Chaffetz kick)  
COL – Blottiaux 19-yard field goal  
BYU – Chaffetz 31-yard field goal  
BYU – Chaffetz 35-yard field goal

### GAME SUMMARY:

A star was born in the fifth annual Freedom Bowl when Ty Detmer came off the bench to earn MVP honors while leading the Cougars to an upset victory over Colorado. Cool weather didn't hamper diminutive Eric Bieniemy, who rushed 33 times for 144 yards and two touchdowns. But his heroics couldn't offset Detmer's 11 for 17 and 129 yards in the second half. Scott Peterson made an interception to set up the game-winning field goal. It was an exciting contest for the 35,941 fans (49,694 tickets were sold) in attendance. A fumble at midfield led to the Buffaloes' first score, before Sean Covey found Mike Salido to tie the score. An interception in the end zone stopped a BYU drive early in the second quarter as the Cougars trailed at the half, 14-7. A Detmer to Chuck Cutler pass tied the game in the third quarter but Colorado took a 17-14 lead early in the final quarter. BYU then moved from its own four to the Buffalo 14 and tied the game with 4:11 left on a 31-yarder by Chaffetz. Three plays later, Peterson's interception and a 15-yard penalty put the ball at the Colorado 32. With 2:33 left, Chaffetz booted a 35-yarder for the victory. Halfback Matt Bellini carried eight times for 78 yards and caught four passes for 41 yards.

## 1989 HOLIDAY BOWL

12/29/89 SAN DIEGO, CALIF. (61,113)  
PENN STATE 50, BYU 39

Penn State	3	9	17	21	50
Brigham Young	3	10	13	13	39

TEAM STATISTICS	PENN. ST.	BYU
Rushes-Yards	54-249	23-75
Passing Yards	215	576
Passes	11-21-14	2-59-2

### SCORING:

PSU – Tarasi 30-yard field goal  
BYU – Chaffetz 20-yard field goal  
PSU – Smith 24-yard pass from Sacca (kick failed)  
BYU – Detmer 1-yard run (Chaffetz kick)  
PSU – Tarasi 36-yard field goal  
BYU – Chaffetz 22-yard field goal  
PSU – Tarasi 51-yard field goal  
PSU – Thompson 16-yard run (Tarasi kick)  
BYU – Detmer 1-yard run (kick failed)  
PSU – Thompson 14-yard run (Tarasi kick)  
BYU – Boyce 12-yard pass from Detmer (Chaffetz kick)  
PSU – Thomas 7-yard run (run failed)  
PSU – Daniels 52-yard pass from Sacca (pass failed)  
BYU – Whittingham 10-yard run (Chaffetz kick)  
BYU – Nyberg 3-yard pass from Detmer (pass failed)  
PSU – Collins 2-point conversion int. return  
PSU – Brown 53 fumble return (kick)

### GAME SUMMARY:

Two unusual plays late in the game kept BYU from downing Penn State and offset 576 yards passing by Ty Detmer—the highest total ever in a bowl game. For his effort, and thanks to blocking from Outland Trophy winner Mohammed Elewonibi, Detmer had the rare privilege of sharing MVP honors despite playing on the losing team. BYU trailed 41-26 with nine and a half minutes remaining and scored twice to cut the lead to 41-39 with 2:30 to play. The Cougars went for a two-point conversion to tie the game, but Detmer's pass was intercepted in the end zone by Penn State linebacker Andre Collins and returned 102 yards for two points. Down 43-39, the Cougars, led by Bob Davis, forced the Lions to punt, giving BYU the ball on its own 12 with two minutes left. Passes to Brent Nyberg, Matt Bellini, Chris Smith and Andy Boyce moved the ball to the Penn State 38 with a minute left to play. Then, what appeared to be a sack by Penn State safety Gary Brown turned into a score for the Nittany Lions. Brown stripped the ball from Detmer at the Penn State 47 and raced 53 yards for the score. Penn State finished the season ranked 14th by UPI and 15th by AP and CNN/USA Today. BYU was 18th in the UPI poll and 22nd in the others.

## 1990 HOLIDAY BOWL

12/29/90 SAN DIEGO, CALIF. (61,441)  
TEXAS A&M 65, BYU 14

Texas A&M	14	23	7	21	65
Brigham Young	7	0	7	0	14

TEAM STATISTICS	TEXAS A&M	BYU
Rushes-Yards	64-356	21-(-12)
Passing Yards	324	197
Passes	16-18-0	15-32-1

### SCORING:

TAM – R. Wilson 1-yard run (Talbot kick)  
BYU – C. Smith 8-yard pass from Detmer (kick)  
TAM – D. Lewis 6-yard run (Talbot kick)  
TAM – Richardson 6-yard run (kick)  
TAM – Safety  
TAM – Richardson 22 pass from D. Lewis (kick)  
TAM – Garrett 6-yard pass from Richardson (Talbot kick)  
BYU – Clark 1-yard pass from Evans (kick)  
TAM – Richardson 27-yard run (kick)  
TAM – D. Lewis 3-yard run (Talbot kick)  
TAM – Paterson 14-yard pass from Pavlas (kick)  
TAM – Krali 9-yard pass from Pavlas (Talbot kick)

### GAME SUMMARY:

Led by quarterback Bucky Richardson and All-American running back Darren Lewis, underdog Texas A&M was out to show it belonged among the nation's elite. The Cougars entered the game beat up. Defensive backs Tony Crutchfield and Norm Dixon weren't able to suit up and Heisman Trophy winner Ty Detmer was playing with a slight separation in his non-throwing shoulder. The second-largest Holiday Bowl crowd ever (61,441) watched the Aggies march 80 yards in 13 plays to take a 7-0 lead. The Cougars tied the score on an eight-yard Detmer-to-Chris Smith touchdown pass, but after that, the game was all Texas A&M. The Aggies went on to score 23 points in the second quarter en route to a 37-7 halftime lead. With the game out of hand, the big story was William Thomas' crunching sack that separated Detmer's throwing shoulder and put him out of the game early in the third quarter. The Aggies continued to dominate by racking up nearly 200 yards rushing in the second half. Texas A&M's Richardson would go on to be named Offensive Player of the Game by piling up 344 yards in total offense. Thomas was named the top defensive player. BYU finished the season ranked 17th by UPI, 20th by CNN/USA Today and 22nd by AP. BYU had been as high as fourth prior to its first loss.

## 1991 HOLIDAY BOWL

12/30/91 SAN DIEGO, CALIF. (60,646)  
BYU 13, IOWA 13

Brigham Young	0	6	0	7	13
Iowa	6	7	0	0	13

TEAM STATISTICS	IOWA	BYU
Rushes-Yards	33-125	33-80
Passing Yards	221	350
Passes	19-28-1	29-44-1

### SCORING:

Iowa – Saunders 13-yard run (kick failed)  
Iowa – Saunders 5-yard run (Skillett kick)  
BYU – Tuipulotu 9-yard pass from Detmer (kick failed)  
BYU – Anderson 26-yard pass from Detmer (kick)

### GAME SUMMARY:

A tipped pass that was picked off in the end zone with less than 30 seconds remaining stifled BYU's hopes of knocking off seventh-ranked Iowa in the 14th annual Holiday Bowl. Ty Detmer turned in another great performance in his last appearance as a Cougar, passing for 350 yards and two touchdowns against a team that led the Big 10 in defense and sacks. Quarterback Matt Rodgers led Iowa on a 74-yard scoring march on the game's opening drive. The Hawkeyes also scored on another long drive in the second quarter. Down 13-0, BYU finally got things rolling. Starting on the BYU 22, Detmer connected on five of six passes to move the Cougars to the Iowa nine. From there, he found fullback Peter Tuipulotu for the touchdown. The PAT failed and the halftime score was 13-6. BYU opened the fourth with an 87-yard drive that culminated with a Detmer-to-Tyler Anderson touchdown from 29 yards out. Earl Kauffman connected on the PAT to tie the score at 13. Each team threatened to score late in the fourth quarter. Iowa missed a 40-yard field goal with 4:19 left. On the game's final drive the Cougars moved inside the Iowa 20 with 33 seconds left to play, but Detmer's pass to tight end Byron Rex was tipped and picked off by Hawkeye safety Carlos James in the end zone to preserve the tie. Josh Arnold of BYU earned defensive MVP honors as BYU finished the season ranked 23rd in the AP and CNN/USA Today polls. Iowa was 10th in both polls.

## 1992 ALOHA BOWL

12/25/92 HONOLULU, HAWAII (42,933)  
KANSAS 23, BYU 20

Kansas	9	3	0	11	23
Brigham Young	7	7	6	0	20

TEAM STATISTICS	KANSAS	BYU
Rushes-Yards	49-172	32-142
Passing Yards	200	262
Passes	12-24-0	15-31-1

### SCORING:

BYU – Heimuli 94-yard kickoff return (Lauder kick)  
KU – Harris 74-yard pass from Gay (Eichloff kick)  
KU – Safety, Stubblefield  
BYU – Willis 29-yard run (Lauder kick)  
KU – Eichloff 42-yard field goal  
BYU – Sterling 10-yard pass from Young (pass failed)  
KU – Hilleary 1-yard run (Hilleary run)  
KU – Eichloff 48-yard field goal

### GAME SUMMARY:

Kansas kicker Dan Eichloff booted a 48-yard field goal with 2:57 left to play, giving the Jayhawks a victory over BYU, the WAC tri-champion. Tom Young, who completed 15 of 31 passes for 262 yards in his first varsity start, was named Most Valuable Player for BYU. Tackle Dana Stubblefield, who had three of the six sacks on Young, won the honor for Kansas. Young had been pressed into action when Ryan Hancock suffered knee ligament damage against Utah in the final regular-season game. The Cougars took an early lead when Hema Heimuli scrambled 94 yards on the opening kickoff for a score. Kansas tied the game two plays later when wide receiver Matt Gay threw a 74-yard touchdown pass to tight end Rodney Harris. BYU took a 14-9 lead in the second quarter when Jamal Willis ran 29 yards for a score. Eichloff then cut the halftime score to 14-12 with a 42-yard field goal. But the kicking game would prove the downfall as the Cougars missed a 36-yard field goal in the first quarter as well as a 31-yarder and misplayed an extra point attempt in the third quarter. Young threw 10 yards to Otis Sterling for the only score of the third quarter. Kansas quarterback Chip Hilleary then tied the game by directing a 75-yard drive in a minute and a half, scoring the touchdown and then running for a two-point conversion.

## 1993 HOLIDAY BOWL

12/30/93 SAN DIEGO, CALIF. (52,108)  
OHIO STATE 28, BYU 21

Ohio State	14	7	7	0	28
Brigham Young	7	14	0	0	21

TEAM STATISTICS	OHIO ST.	BYU
Rushes-Yards	56-330	26-50
Passing Yards	61	389
Passes	6-13-0	25-44-1

### SCORING:

OSU – Patillo 4-yard punt return  
BYU – Willis 27-yard pass from Walsh (Herrick kick)  
OSU – Harris 2-yard run (Williams kick)  
OSU – Harris 2-yard run (Williams kick)  
BYU – Lewis 8-yard pass from Walsh (Herrick kick)  
BYU – Doman 27-yard pass from Walsh (Herrick kick)  
OSU – Harris 1-yard run (Williams kick)

### GAME SUMMARY:

The Cougars took Big 10 Co-Champion Ohio State to the wire at the 16th annual Holiday Bowl and came up just short. BYU had four downs and 32 seconds to tie or win the game from the OSU six-yard line, but four-straight John Walsh passes into the end zone fell to the ground and OSU slipped away with the win. BYU got to the Ohio State six, 14 and 22-yard lines in the second half without scoring. Meanwhile, Raymont Harris, OSU's senior halfback, battered the BYU defense all night long, scoring three touchdowns on his way to a record 235 yards rushing. Despite Harris' rushing, the Cougars managed to go into the halftime break tied at 21. Chad Lewis made a spectacular one-handed touchdown grab in the corner of the end zone to bail the Cougars out of a fourth-and-eight situation. After Harris' short touchdown run late in the third, BYU and OSU traded possessions until late into the fourth quarter. After forcing a rare Buckeye punt, BYU got the ball back on its own 42 with 43 seconds left. On first down, Walsh hooked up with senior co-captain Eric Drage who ran away from Buckeye defenders and advanced the ball 52 yards to the OSU six-yard line. Walsh had 389 yards and fullback Kalin Hall rushed for 42 yards on 11 carries. Tyler Anderson returned five kicks for 145 yards, including an exciting 45-yarder. Harris and Walsh shared MVP honors.

## 1994 COPPER BOWL

12/29/94 TUCSON, ARIZ. (45,122)  
BYU 31, OKLAHOMA 6

Brigham Young	7	10	7	7	31
Oklahoma	0	0	0	6	6

### TEAM STATISTICS OKLAHOMA BYU

Rushes-Yards	33-72	33-71
Passing Yards	163	485
Passes	13-30-1	32-46-0

### SCORING:

BYU – Dorman 7-yard pass from Walsh (Lauder kick)

BYU – Lauder 22-yard field goal

BYU – Johnston 25-yard pass from Walsh (Lauder kick)

BYU – Johnston 4-yard pass from Walsh (Lauder kick)

OK – Moore 2-yard run (Kick failed)

BYU – Dorman 28-yard pass from Walsh (Lauder kick)

### GAME SUMMARY:

BYU fans celebrated the New Year early as the Cougars dominated Oklahoma and ended its five-year winning drought in bowl games. Quarterback John Walsh and the offense clicked on all cylinders and the Cougars' defense was dominating throughout the ESPN telecast. Walsh threw a seven-yard TD pass to Bryce Dorman in the first quarter and had a 25-yard pass to Mike Johnston in the second quarter. A four-yard scoring pass to Johnston in the third quarter and a 28-yard touchdown pass to Dorman in the fourth quarter vaulted Walsh's stats to 454 yards and four touchdowns on 31 of 45 passes with no interceptions against the Sooners defense which had held national champion Nebraska to 13 points. BYU's defense was dominating as it held Oklahoma to just 72 yards rushing and 163 yards passing—most of those in the last quarter. The Sooners did not cross midfield until their ninth possession on the second-to-last play of the third quarter. Jamal Willis caught seven passes for 103 yards and was chosen Offensive Player of the Game. Walsh was named MVP in what would be his final game at BYU. BYU finished 10th in the CNW/USA Today poll and 18th in the Associated Press poll.

## 1996 COTTON BOWL

1/1/97 DALLAS, TEXAS (71,928)  
BYU 19, KANSAS STATE 15

Brigham Young	5	0	0	14	19
Kansas State	0	8	7	0	15

### TEAM STATISTICS KANSAS ST. BYU

Rushes-Yards	32-41	36-59
Passing Yards	233	291
Passes	14-28-2	21-36-1

### SCORING:

BYU – Muirbrook safety

BYU – Pochman 39-yard field goal

KSU – Anderson 41-yard pass from Kavanagh (Lawrence run)

KSU – Lockett 72-yard pass from Kavanagh (Rheem kick)

BYU – Dye 32-yard pass from Sarkisian (Pochman kick)

BYU – Kealaluhi 28-yard pass from Sarkisian (Pochman kick)

### GAME SUMMARY:

BYU assumed the nation's longest winning streak with a come-from-behind 19-15 victory in the 61st annual Cotton Bowl. It was the first New Year's Day appearance for both 14th-ranked Kansas State and fifth-ranked BYU. More than 40,000-purple clad Kansas State supporters outnumbered the 15,000 Cougar patrons as 71,928 fans filled the Cotton Bowl. BYU got on the board first with a safety, then turned the ensuing punt into a field goal to lead 5-0 in the first quarter. The safety came when linebacker Shay Muirbrook, the game's defensive MVP, collected one of his six sacks. Kansas State took a half-time lead with a 41-yard "Hail Mary" pass and a successful two-point conversion with no time left on the clock. The Wildcats increased the lead to 15-5 in the third quarter when offensive co-MVP Kevin Lockett caught a 72-yard TD. Fueled by consecutive controversial interference no-calls, quarterback Steve Sarkisian engineered two fourth-quarter drives capped by touchdown passes of 32 yards to James Dye and 28 yards to K.O. Kealaluhi. Sarkisian, an offensive co-MVP, completed 21 passes to tie a Cotton Bowl record held by Roger Staubach of Navy. KSU drove the length of the field before Cougar cornerback Omarr Morgan juggled an interception from a Wildcat slant pattern at the 12 yard line to secure the game.





## 1998 LIBERTY BOWL

12/21/98 MEMPHIS, TENN. (52,192)  
TULANE 41, BYU 27

Brigham Young	6	0	0	21	27
Tulane	10	10	14	7	41

TEAM STATISTICS TULANE	BYU
Rushes-Yards	41-252 25-54
Passing Yards	276 267
Passes	23-38-0 27-44-1

### SCORING:

BYU – Horton 11-yard pass from Feterik (kick failed)  
TUL – Palazzo 31-yard field goal  
TUL – Jordan 79-yard interception return (Palazzo kick)  
TUL – King 3-yard run (Palazzo kick)  
TUL – Palazzo 23-yard field goal  
TUL – Cook 60-yard pass from King (Palazzo kick)  
TUL – Darte 13-yard pass from King (Palazzo kick)  
BYU – Cupp 3-yard run (Pochman kick)  
TUL – Converse 5-yard run (Palazzo kick)  
BYU – Cupp 18-yard pass from Feterik (Pochman kick)  
BYU – Mahe 3-yard run (Pochman kick)

### GAME SUMMARY:

In BYU's first ever appearance at the Liberty Bowl, the Cougars ran into 10th-ranked Tulane that entered the New Year's Eve game with a perfect season record. The Cougars struck first on an 11-yard pass from Kevin Feterik to receiver Ben Horton. Tulane would score 20 unanswered points in the first half. With just 41 seconds remaining in the half, BYU looked to put an end to the Green Wave momentum, but came up short as Feterik was sacked by Phil Henderson for a 10-yard loss to end the half. Things didn't get much better for the Cougars in the second half, as Tulane scored its third touchdown of the game on the opening drive of the half. On its next possession, the Green Wave would strike again on a 13-yard pass from King to Jamaican Darte to give Tulane a 34-6 lead with just over seven minutes remaining in the third quarter. On its first drive of the final period, BYU scored for the first time since the 8:49 mark in the first half on an Aaron Cupp three-yard run. Trailing by 28 midway through the fourth quarter, BYU finally crossed the Tulane 20-yard line for the first time since the first half and went on to score 14 unanswered points before time expired.

## 1999 MOTOR CITY BOWL

12/27/99 DETROIT, MICH. (44,863)  
MARSHALL 21, BYU 3

Brigham Young	3	0	0	0	3
Marshall	0	7	7	7	21

TEAM STATISTICS MARSHALL	BYU
Rushes-Yards	31-147 30-(-16)
Passing Yards	207 220
Passes	17-28-1 16-29-2

### SCORING:

BYU – Pochman 28-yard field goal  
MU – Chapman 30-yard pass  
Pennington (Malashevich kick)  
MU – Chapman 87-yard run (Malashevich kick)  
MU – Chapman 1-yard run (Malashevich kick)

### GAME SUMMARY:

BYU squared off against Marshall in the first meeting between the two schools at the Cougars' first-ever appearance in the third annual Motor City Bowl. The Cougars scored first on a field goal by Owen Pochman with 1:58 remaining in the first quarter. That score was set up by a pair of 20-plus yard receptions by Donny Atuala and Jonathan Pittman. In the second quarter, Marshall drove the ball down to the BYU five-yard line, but failed to convert as a 22-yard field goal attempt by Billy Malashevich missed wide to the right. On the Herd's next possession, Chad Pennington put Marshall on the board with a 30-yard touchdown pass to Doug Chapman. On BYU's ensuing drive, Feterik connected with Margin Hooks for a 67-yard pass play that took the Cougars all the way to the nine-yard line. However, the Cougars couldn't capitalize inside the red zone and Feterik suffered a collarbone injury off a blindside corner blitz. Pochman, who had connected on 18 of 25 attempts in the regular season, missed wide left on his field goal attempt. Feterik attempted to play in the second half, but left the game midway in the third quarter when freshman Bret Engemann took the QB controls. Just before the end of the third quarter, Marshall struck a big play when Chapman rushed 87 yards for a touchdown. To cap off his MVP performance, Chapman scored Marshall's final touchdown. The Cougars missed a final chance to score when Brian Gray had a clear path to the end zone, but dropped a sure interception.

## 2001 LIBERTY BOWL

12/31/01 MEMPHIS, TENN. (58,968)  
LOUISVILLE 28, BYU 10

Louisville	7	7	7	7	28
Brigham Young	0	7	3	0	10

TEAM STATISTICS LOUISVILLE	BYU
Rushes-Yards	37-58 32-84
Passing Yards	228 192
Passes	19-28-1 8-38-3

### SCORING:

LOU – Miller 1-yard run (Smith kick)  
BYU – Rykert 10-yard run (Payne kick)  
LOU – Mattingly 1-yard pass from Ragone (Smith kick)  
BYU – Payne 29-yard field goal  
LOU – Branch 34-yard pass from Ragone (Smith kick)  
LOU – Ghent 27-yard pass from Ragone (Smith kick)

### GAME SUMMARY:

The champions of the MWC faced Louisville, the champions of Conference USA. The Cardinals, led by quarterback Dave Ragone, took an early lead, scoring on a one-yard dive by Henry Miller that was set up by Zek Parker's 70-yard return on the opening kickoff. Midway through the second quarter the Cougar offense came alive, driving to the Louisville 10-yard line. Quarterback Brandon Doman dropped back and rolled right as if to pass, then turned to his left and threw the ball to Dustin Rykert on a tackle-eligible play. All 6-foot-7, 305 pounds of offensive tackle outran the Cardinal defense to the corner and rumbled 10 yards to the end zone to tie the game 7-7. Louisville just managed to take a 14-7 lead into the break, scoring with only 14 seconds left. Louisville contained the Cougar attack for the remainder of the game while reaching the end zone two more times. Although Louisville went on to win 28-10, BYU's defense played one of its best games of the season, holding the Cardinals' high-powered offense to 228 yards passing and only 58 yards rushing.



## 2005 LAS VEGAS BOWL

12/22/05 LAS VEGAS, NEV. (40,053)  
CAL 35, BYU 28

Cal	7	14	14	0	35
Brigham Young	0	14	0	14	28

TEAM STATISTICS	CAL	BYU
Rushes-Yards	43-241	27-94
Passing Yards	228	352
Passes	16-23-0	35-53-2

### SCORING:

CAL – Lynch 3-yard run (Scheider kick)  
BYU – C. Brown 19-yard pass from Beck (McLaughlin kick)  
CAL – Lynch 23-yard run (Scheider kick)  
BYU – Tahi 3-yard run (McLaughlin kick)  
CAL – Jackson 42-yard pass Levy (Scheider kick)  
CAL – Lynch 35-yard run (Scheider kick)  
CAL – Jackson 22-yard pass Levy (Scheider kick)  
BYU – Harline 14-yard pass from Beck (McLaughlin kick)  
BYU – Watkins 9-yard pass from Beck (McLaughlin kick)

### GAME SUMMARY:

Trailing 35-14 in the fourth quarter, BYU stormed back with two touchdowns and had the ball with 2:20 remaining, but John Beck was intercepted after being hit when releasing the ball, ending the Cougars' comeback hopes. Beck had a record-setting performance, completing 35 of 53 attempts for 352 yards and three touchdowns. The 35 completions, 53 attempts and 352 yards were all Las Vegas Bowl records. Nathan Meikle caught a game-high 12 passes for 95 yards while Jonny Harline had seven receptions for 73 yards and one score and Todd Watkins added five catches for 95 yards and a touchdown. BYU fell behind 7-0 in the first quarter but scored early in the second when Beck found Curtis Brown for a 19-yard touchdown pass. California scored again but Fahu Tahi scored on a three-yard run to tie the game at 14 with 38 seconds left in the second quarter. The Golden Bears struck again before the half, going 58 yards in 27 seconds to take a 21-14 lead into the locker room. In the fourth, Beck engineered a 74-yard drive that ended with Harline scoring and then a 96-yard drive that ended with Watkins catching a nine-yard touchdown pass from Beck. California's ensuing drive ended with a missed field goal and the Cougars had a chance to tie but the drive ended on Beck's interception.

## 2006 LAS VEGAS BOWL

12/21/06 LAS VEGAS, NEV. (44,615)  
BYU 38, OREGON 8

BYU	0	17	7	14	38
Oregon	0	0	0	8	8

TEAM STATISTICS	OREGON	BYU
Rushes-Yards	30-94	31-173
Passing Yards	166	375
Passes	16-34-2	28-47-2

### SCORING:

BYU – McLaughlin 24-yard field goal  
BYU – Brown 6-yard run (McLaughlin kick)  
BYU – Harline 41-yard pass from Beck (McLaughlin kick)  
BYU – Brown 4-yard run (kick)  
BYU – Beck 13-yard run (kick)  
ORE – Paysinger 47-yard pass from Dixon (2 pt.)  
BYU – Tonga 17-yard pass from Beck (McLaughlin kick)

### GAME SUMMARY:

The 2006 BYU championship run ended with a Pioneer PureVision Las Vegas Bowl championship as the Cougars (11-2) dominated Oregon (7-6), 38-8, to finish the season with a 10-game winning streak in front of a Sam Boyd Stadium record crowd of 44,615. The Mountain West Conference champion BYU team set a school record for margin of victory in a bowl game, beating the Ducks by 30 points. Previously, the largest margin of victory for a BYU team in a bowl game was a 25-point defeat of Oklahoma in the 1994 Copper Bowl. BYU dominated all facets of the game, out-gaining Oregon 548 total yards to 260 total yards. BYU passed for 375 compared to Oregon's 166 and rushed for 173 compared to the Ducks 94. BYU seniors John Beck, Jonny Harline and Curtis Brown finished their careers in style. Beck completed 28 of 46 passes for 375 yards and two touchdowns. Harline, who was named Pioneer PureVision Las Vegas Bowl MVP, caught nine passes for a career-best – and Pioneer PureVision Las Vegas Bowl record – 181 yards and a touchdown. Brown had 17 carries for 120 yards and two touchdowns and also caught seven passes for 55 yards. Brown also became the first BYU runner to rush for over 1,000 yards in consecutive seasons. Beck and Brown became the first quarterback/running back combo to pass for 3,000 yards and rush for 1,000 in the same season twice.

## 2007 LAS VEGAS BOWL

12/22/07 LAS VEGAS, NEV. (40,712)  
BYU 17, UCLA 16

UCLA	3	10	0	3	16
BYU	3	14	0	0	17

TEAM STATISTICS	UCLA	BYU
Rushes-Yards	47-162	28-34
Passing Yards	154	231
Passes	11-29-1	21-35-0

### SCORING:

UCLA – Forbath 22-yard field goal  
BYU – Payne 29-yard field goal  
BYU – Collie 14-yard pass from Hall (Payne kick)  
UCLA – Forbath 52-yard field goal  
BYU – Reed 13-yd pass from Hall (Payne kick)  
UCLA – Breazell 4-yard pass Bethel-Thomp. (Forbath kick)  
UCLA – Forbath 50-yard field goal

### GAME SUMMARY:

No. 17 BYU (11-2) won its second consecutive Las Vegas Bowl, 17-16, against UCLA (6-7) in dramatic fashion -- by blocking the Bruins' potential game-winning field goal attempt as time expired. With only three ticks on the clock, true freshman Eathyn Manumaleuna extended his right hand at the right time to block UCLA's potential game-winning, 28-yard field goal as time expired to create what will be known as one of the most memorable bowl finishes in BYU football history. The victory also avenged an early-season loss to the Bruins -- one of only two losses the Cougars suffered during the season. The Cougars, who finished the 2007 season on a 10-game winning streak, were led by sophomores Max Hall and Austin Collie. Hall threw 21-35 for 231 yards and two touchdowns. Sophomore receiver Austin Collie was named the 2007 Pioneer Las Vegas Bowl Most Valuable Player after racking up a game-high 107 yards on six receptions. Collie's 14-yard touchdown reception from Max Hall with 10:32 left in the second quarter gave the Cougars a 10-3 advantage. He was also credited with a game-high 195 all-purpose yards, including three kick returns for a total of 88 yards. The win marked the first time BYU had won back-to-back bowl games since the 1994 Copper Bowl and the 1996 Cotton Bowl. The win over UCLA extended the Cougars' win streak to 10 straight games, which marked the nation's longest active winning streak.



## 2008 LAS VEGAS BOWL

12/20/08 LAS VEGAS, NEV. (40,047)  
ARIZONA 31, BYU 21

BYU	0	7	7	7	21
ARIZONA	7	3	14	7	31

TEAM STATISTICS	BYU	ARIZONA
Rushes-Yards	32-116	28-91
Passing Yards	328	325
Passes	30-46-1	24-35-0

### SCORING:

ARIZ – Grigsby 1-yard run (Bondzio kick)  
ARIZ – Bondzio 31-yard field goal  
BYU – Unga 1-yard run (Payne kick)  
BYU – George 1-yard pass from Hall (Payne kick)  
ARIZ – Dean 37-yard pass from Tuitama (Bondzio kick)  
ARIZ – Gronkowski 24-yard pass from Tuitama (Bondzio kick)  
ARIZ – Tuitama 6-yard run (Bondzio kick)  
BYU – Hall 1-yard run (Payne kick)

### GAME SUMMARY:

BYU totaled 444 yards of total offense compared to Arizona's 416, but the No. 16 Cougars fell short of their third-straight bowl victory, falling 31-21 to the Arizona Wildcats in the 2008 Pioneer Las Vegas Bowl at Sam Boyd Stadium on Dec. 20. Trailing late in the game, BYU put pressure on Arizona with a comeback attempt when the Cougars followed a touchdown with a successful on-side kick. Wide receiver O'Neill Chambers recovered the ball for BYU, but the ensuing field-goal attempt hit the upright and left the Wildcats with a two-possession lead, enough to hold on for the win. Austin Collie continued to set BYU records in career receptions (215) and single-season receptions (106). The All-American receiver also tied an NCAA single-season record held with Texas Tech's Michael Crabtree with his 11th consecutive 100-yard receiving game. BYU quarterback Max Hall completed 30-of-46 passes for 328 yards and one touchdown pass. The Cougars finished the year 10-3 while the Wildcats improved to 8-5. BYU was one of only seven programs in the nation to win 10 or more games each year from 2006-2008. The Cougars last accomplished the feat from 1983-85.

## 2009 LAS VEGAS BOWL

12/22/09 LAS VEGAS, NEV. (40,047)  
BYU 44, OREGON STATE 20

OREGON S	7	0	0	13	20
BYU	14	9	7	14	44

TEAM STATISTICS	BYU	OREGON
Rushes-Yards	35-116	27-88
Passing Yards	192	217
Passes	19-30-0	22-47-1

### SCORING:

OSU – Canfield 1-yard run (Kahut kick)  
BYU – Unga 1-yard run (Payne kick)  
BYU – Bauman 34-yard fumble return (Payne kick)  
BYU – Payne 28-yard field goal  
BYU – Ashworth 25-yard pass from Hall  
BYU – Pitta 17-yard pass from Hall (Payne kick)  
BYU – Tonga 15-yard pass Hall (Payne kick)  
OSU – Rodgers 1-yard run  
BYU – Tonga 18-yard run (Payne kick)  
OSU – Adeniji 31-yard pass from Katz (Kahut kick)

### GAME SUMMARY:

The No. 14 BYU Cougars defeated the Pac-10 second-place Beavers 44-20 at the MAACO Bowl Las Vegas. It was the first-ever Las Vegas Bowl matchup pitting two top-20 teams. BYU's senior class anchored the win as quarterback Max Hall earned MVP honors throwing for 192 yards and three touchdowns. Manase Tonga contributed two touchdowns, while senior tight ends Andrew George and Dennis Pitta led all receivers with 46 and 45 yards, respectively. Defensively, senior linebacker Matt Bauman recovered a key fumble, returning it 34 yards for a touchdown. The score marked the first fumble recovery for a touchdown in BYU bowl history. Fellow team captain Scott Johnson intercepted an Oregon State pass in the fourth quarter and returned it 56 yards to set up BYU's final touchdown of the game. BYU and Oregon State met for the first time in a bowl game and for the first contest since BYU head coach Bronco Mendenhall played for the Beavers in 1986. Wind gusts of 55 mph created some havoc for the passing and kicking games. BYU punter Riley Stephenson kicked a 60-yard low liner with the wind that was the longest kick of his career and tied a BYU bowl record.

## 2010 NEW MEXICO BOWL

12/18/10 ALBUQUERQUE, N.M. (32,424)  
BYU 52, UTEP 24

BYU	17	14	14	7	52
UTEP	3	7	7	7	24

TEAM STATISTICS	BYU	UTEP
Rushes-Yards	50-219	22-(-)12
Passing Yards	295	245
Passes	36-26-2	33-14-3

### SCORING:

BYU – Kariya 4-yard run (Payne kick)  
BYU – Ashworth 9-yard pass from Heaps (Payne kick)  
UTEP – Warren 52-yard field goal  
BYU – Payne 38-yard field goal  
BYU – Hoffman 31-yard pass from Heaps (Payne kick)  
BYU – Hoffman 3-yard pass from Heaps (Payne kick)  
UTEP – Adams 67-yard pass from Vittatoo (Warren kick)  
BYU – Di Luigi 2-yard run (Payne kick)  
UTEP – Adams 37-yard pass from Vittatoo (Warren kick)  
BYU – Hoffman 29-yard pass from Heaps (Payne kick)  
BYU – Quezada 8-yard run (Payne kick)  
UTEP – Adams 49-yard pass from Vittatoo (Warren kick)

### GAME SUMMARY:

BYU opened the bowl season with its fourth bowl victory in the last five years with a 52-24 triumph over UTEP in the New Mexico Bowl. The Cougars had a record-setting day to finish the season with a 7-6 record and wins in five of their last six games. Offensive MVP Jake Heaps went 25-of-34 for 264 yards and four touchdown passes, passing Ty Detmer's freshman record for most touchdown passes. Heaps also set the BYU bowl record for best completion percentage (.735) in a bowl game. Safety Andrew Rich was awarded the game's Defensive MVP in his final game as a Cougar, finishing with four solo tackles, two interceptions, one tackle-for-loss, one sack and a pass breakup. BYU played well from the start, scoring on its first five possessions to take a 31-3 lead and set a new first-half New Mexico Bowl scoring record. Cody Hoffman set career highs across the board with eight receptions for 137 yards and three touchdowns, tying a BYU bowl game record for most TD receptions in a game. Mitch Payne passed Owen Pochman as the Cougars' all-time scoring leader with 334 points.

## 2011 ARMED FORCES BOWL

12/30/11 DALLAS, TEX. (30,258)  
BYU 24, TULSA 21

BYU	3	7	7	7	24
TULSA	7	7	0	7	21

TEAM STATISTICS	BYU	TULSA
Rushes-Yards	40-94	27-37
Passing Yards	250	235
Passes	17-40-2	18-32-0

### SCORING:

TULSA - Johnson 8-yard pass from Kinne (Fitzpatrick kick)

BYU - Sorensen 35-yard FG

TULSA - Sears 14-yard pass from Kinne (Fitzpatrick kick)

BYU - Hoffman 17-yard pass from Nelson (Sorensen kick)

BYU - Hoffman 30-yard pass from Nelson (Sorensen kick)

TULSA - Burnham 30-yard pass from Kinne (Fitzpatrick kick)

BYU - Hoffman 2-yard pass from Nelson (Sorensen kick)

### GAME SUMMARY:

With no timeouts left and 11 seconds remaining in the game, Riley Nelson faked spiking the ball to stop the clock and instead threw to an open Cody Hoffman for the game-winning touchdown to give BYU a 24-21 win over Tulsa in the Bell Helicopter Armed Forces Bowl. BYU faced a 4th-and-9 from the Tulsa 47-yard line with the clock ticking down near three minutes remaining in the game and Nelson scrambled 14 yards to convert the first down and eventually set up the winning score. BYU locked up its fifth 10-win season in the last six years and third bowl victory in a row, a program record. Hoffman, named the Armed Forces Bowl Most Outstanding Player for the Cougars, finished with eight catches for 122 yards and a bowl-record three touchdowns. BYU's defense was stout, surrendering just 272 total yards and only 37 yards on the ground to a Golden Hurricane team that came into the game averaging over 200 rushing yards per game. Kyle Van Noy made play after play on defense with 10 tackles to lead the Cougars, including five tackles for loss, two sacks, one forces fumble and one quarterback hurry. Special teams also played a huge role in the game. Punter Riley Stephenson had eight punts for 335 yards, including seven inside the 20-yard line and two punts over 50 yards.

## 2012 POINSETTIA BOWL

12/20/12 SAN DIEGO, CALIF. (35,442)  
BYU 23, SAN DIEGO ST 6

BYU	0	3	0	20	23
SDSU	3	3	0	0	6

TEAM STATISTICS	BYU	SDSU
Rushes-Yards	30-52	39-119
Passing Yards	244	144
Passes	23-44-3	12-29-3

### SCORING:

SDSU - Marden 27-yard FG

SDSU - Marden 23-yard FG

BYU - Sorensen 23-yard FG

BYU - Van Noy 0-yard fumble recovery (Sorensen kick)

BYU - Williams 14-yard run (Sorensen kick failed)

BYU - Van Noy 17-yard interception return (Sorensen kick)

### GAME SUMMARY:

Linebacker Kyle Van Noy scored two touchdowns on defense in the fourth quarter, one with the team trailing 6-3 and led the BYU football team to a 23-6 win over San Diego State in the San Diego County Credit Union Poinsettia Bowl Thursday night at Qualcomm Stadium. The win extended the Cougars' bowl win streak to four to build on their current school record. BYU (8-5) forced four turnovers in the fourth quarter and outscored San Diego State (9-4) 20-0 to overcome a 6-3 deficit. After the Aztecs intercepted James Lark on 3rd and goal, the No. 3 total defense turned the tables on the next play and ignited BYU as Van Noy sacked San Diego State's Adam Dingwell to cause a fumble, falling on it for the first touchdown of the game to put the Cougars on top 10-6 with 12:32 remaining in the fourth quarter. The Van Noy show continued with a pick-six to finalize the score, 23-6, late in the fourth quarter. Van Noy was named the defensive MVP after finishing the night with two touchdowns, a forced fumble and fumble recovery, one interception, a blocked punt, 3.5 tackles for loss, 1.5 sacks and eight total tackles. Senior Brandon Ogletree led the Cougars in tackles with 10 and added two tackles for loss. All-American Riley Stephenson helped flip the field for BYU with four punts inside the 5-yard line. Junior wide receiver Cody Hoffman grabbed 10 passes for 114 yards to earn offensive MVP.

## 2013 FIGHT HUNGER BOWL

12/27/13 SAN FRANCISCO, CALIF (34,136)  
WASHINGTON 31, BYU 16

BYU	0	16	0	20	16
WASHINGTON	7	14	7	3	31

TEAM STATISTICS	BYU	WASH
Rushes-Yards	47-180	43-190
Passing Yards	293	129
Passes	25-50-1	18-27-1

### SCORING:

WASH - Sankey 11-yard run (Coons kick)

BYU - Hill 1-yard run (Sorensen kick)

WASH - Ross 100-yard kickoff return (Coons kick)

BYU - Sorensen 45-yard FG

BYU - Sorensen 31-yard FG

WASH - Sankey 11-yard run (Coons kick)

BYU - Sorensen 32-yard FG

WASH - Seferian Jenkins 16-yard pass from Price

(Coons Kick)

WASH - Coons 45-yard FG

### GAME SUMMARY:

Taysom Hill finished the game throwing for 293 yards and rushing for 133 yards. Cody Hoffman had 12 catches for 167 yards for his 18th 100-yard receiving game in his career to break the record held by Austin Collie. He also broke the BYU record for career all-purpose yards, ending his career with 5,015 and passing Curtis Brown. Washington got inside the BYU 20-yard line on two of its first three drives of the game, but the Cougar defense held the Huskies to just one touchdown on their opening possession. BYU drove the ball 88 yards to tie the game at 7-7 on a one-yard run by Hill. The Cougars grabbed the momentum on a fake punt by Daniel Sorensen, and Hill completed his next four passes to move the offense down the field. Washington returned the following kickoff back for a touchdown to take back the lead at 14-7. Two field goals by Justin Sorensen brought the score within one at 14-13. Sorensen's first field goal was from 45 yards, which is a season long. A long kickoff return by the Huskies set up Washington's second rushing touchdown of the game to take a 21-13 lead with just over two and a half minutes left in the first half. Justin Sorensen nailed his third field goal of the game as time expired in the first half to close the gap at 21-16 going into the locker room but went scoreless in the second half.

## 2014 MIAMI BEACH BOWL

12/22/2014 MIAMI, FL. (20,761)  
MEMPHIS 55, BYU 48/20T

BYU	14	14	0	17	3	0	48
MEM	17	7	14	7	3	7	55

TEAM STATISTICS	BYU	MEMPHIS
Rushes-Yards	42-77	51-174
Passing Yards	348	306
Passes	23-49-3	24-36-3

### SCORING:

MEM - Malone 33-yard pass from Lynch (Elliott kick)  
BYU - Juergens 47-yard pass from Stewart (Samson kick)  
MEM - Lynch 1-yard run (Elliott kick)  
BYU - Mathews 25-yard pass from Stewart (Samson kick)  
MEM - Elliott 39-yard field goal  
MEM - Lynch 3-yard run (Elliott kick)  
BYU - Leslie 23-yard pass from Stewart (Samson kick)  
BYU - Lasike 3-yard rush (Samson kick)  
MEM - Lynch 1-yard run (Elliott kick)  
MEM - Cross 17-yard pass from Lynch (Elliott kick)  
BYU - Samson 23-yard field goal  
BYU - Paul Lasike 7-yard run (Samson kick)  
BYU - Stout 19-yard INT return (Samson kick)  
MEM - Malone 5-yard pass from Lynch (Elliott kick)  
BYU - Samson 45-yard field goal  
MEM - Elliott 54-yard field goal  
MEM - Proctor 11-yard pass from Lynch (Elliott kick)

### GAME SUMMARY:

BYU rallied from down 10 in the fourth quarter to take a late lead but a last-minute touchdown from Memphis forced overtime. Each team tacked on three in the first overtime but after giving up a Tiger touchdown, the Cougars were intercepted in the end zone to end the game in a 55-48 loss. Christian Stewart went 23 of 48 for 348 yards and three touchdowns to go along with three interceptions. Stewart spread the ball around, completing passes to 10 different receivers. Mitch Mathews led all pass catchers with nine receptions for 82 yards and a touchdown. Mitchell Juergens caught four balls for 87 yards and a score. Jordan Leslie only caught one pass in his last game as a Cougar, but it went for 23 yards and a touchdown. BYU totaled 425 yards, compared to 480 for Memphis. The Tigers outgained the Cougars on the ground 174-77 and also dominated the time of possession 46:32-28:28. After losing the overtime coin toss, BYU kicker Trevor Samson drilled a career-long 45-yard field goal to put BYU up 48-45. Memphis bested the Cougars' kick with a 55-yard kick from Jake Elliott to send it to double overtime. Memphis opened up the second overtime with an 11-yard touchdown pass to Roderick Proctor, and DeShaughn Terry picked off Stewart at the goal line to end the game.

## 2015 LAS VEGAS BOWL

12/19/15 LAS VEGAS, NEV. (42,213)  
UTAH 35, BYU 28

BYU	0	7	7	14	28
UTAH	35	0	0	0	34

TEAM STATISTICS	BYU	UTAH
Rushes-Yards	25-71	47-126
Passing Yards	315	71
Passes	25-56-3	9-16-0

### SCORING:

UTAH - Williams 1-yard run (Phillips kick)  
UTAH - Carter 28-yard INT return (Phillips kick)  
UTAH - Williams 1-yard run (Phillips kick)  
UTAH - Hatfield 46-yard INT return (Phillips kick)  
UTAH - Wilson 20-yard run (Phillips kick)  
BYU - Peck 3-yard pass from Mangum (Samson kick)  
BYU - Bernard 10-yard run (Samson kick)  
BYU - Kurtz 5-yard pass from Mangum (Samson kick)  
BYU - Mangum 4-yard run (Samson kick)

### GAME SUMMARY:

After surrendering five turnovers on its first five possessions, BYU found itself in a 35-0 hole after the first 10 minutes of the game. BYU rallied for a touchdown on its last possession of the first half to trail 35-7. Out of the break, the Cougars strung together three more touchdowns and held the Utes (10-3) scoreless to make it 35-28 with 3:23 remaining in the game. Utah converted two first downs on its final drive to get into the victory formation and prevent the Cougars from having another chance. After a forgettable first quarter, BYU dominated the statistics, outgaining Utah 386 to 197 in total yards and 315 to 71 in the throwing game. Despite throwing three interceptions and fumbling in the first quarter, true freshman Tanner Mangum stayed composed to finish the game 25 of 56 for 315 yards and two touchdowns. He also rushed for a 4-yard touchdown. Devon Blackmon caught three passes for 97 yards while Nick Kurtz and Remington Peck each caught a touchdown pass. Francis Bernard added one rushing touchdown as part of his seven carries for 58 yards. Defensively, Bronson Kaufusi led BYU in tackles in his final game of a Cougar with nine and had three tackles for loss. With 5:05 to go, Utah went for a short 4th-and-1 and the BYU defense stuffed Joe Williams for no gain to get the ball back at the Cougar 40-yard line with 5:05 to go. Mangum hit Blackmon for 45 yards to get BYU inside the Utah 4-yard line. Mangum called his own number and rushed four yards for the score to make it 35-28 with 3:23 on the clock. The Ute offense did just enough to get two first downs on the ensuing drive and never gave the Cougars a chance to complete an incredible comeback.

## 2016 POINSETTIA BOWL

12/21/16 SAN DIEGO, CALIF. (28,114)  
BYU 24, BYU 21

BYU	7	3	7	7	24
WYOMING	0	0	7	14	21

TEAM STATISTICS	BYU	WYO
Rushes-Yards	35-216	46-166
Passing Yards	96	207
Passes	8-15-1	17-33-2

### SCORING:

BYU - Mangum 3-yard run (Almond kick)  
BYU - Almond 27-yard field goal  
WYO - Hill 4-yard run (Rothel kick)  
BYU - Baldersee 5-yard pass from Mangum (Almond kick)  
BYU - Williams 36-yard run (Almond kick)  
WYO - Gentry 9-yard pass from Allen (Rothel kick)  
WYO - Gentry 23-yard pass from Allen (Rothel kick)

### GAME SUMMARY:

BYU led 24-7 in the fourth quarter, but a furious Cowboy comeback made it a thriller in the final minutes. Wyoming cut the advantage to 24-21 and had the ball at the Cougar 32-yard line with 1:22 to play before senior Kai Nacua picked off a pass heading near the end zone to end the final threat of a comeback. Senior running back Jamaal Williams put on a show in his final game at BYU, running for 210 yards and one touchdown on 26 carries. Quarterback Tanner Mangum scrambled and punched in the first score to put BYU up 7-0 with 38 seconds to play in first quarter. BYU was able to get three points at the 3:08 mark in the second quarter with a 27-yard field goal from Rhett Almond. Out of the break, Wyoming went 60 yards on its first drive, capped by a 4-yard touchdown run to cut BYU's lead to 10-7 after a drive over eight minutes long. On a desperation throw to the end zone, the ball bounced off of multiple players' hands before falling into Tanner Baldersee's arms for a 5-yard touchdown for a 17-7 lead with 2:42 in the third. Dayan Lake stepped in front of a pass and intercepted it for his third pick of the year. The Cougars cashed in five plays later when a Jonah Trinnaman block helped spring Williams for a 36-yard touchdown run to make it 24-7 to start the fourth quarter. The back and forth scoring continued when Wyoming made it 24-14 after a 9-yard touchdown pass with 7:35 left in the game. The Cowboys continued to fight with another touchdown from Wyoming wide receiver Tanner Gentry (his second of the game) with 2:11 to go to make things interesting at 24-21. BYU had to punt it back to Wyoming with 1:52 remaining. After getting to the 32-yard line, Wyoming's quarterback was intercepted by Nacua as he jumped in front and picked it off to seal BYU's victory.

## AAA

Abbott, Fielding	1946-47
Adams, Doug	1972-74
Adams, John	1981
Adams, Richard	1967-69
Adams, Tim	1989
Affleck, Dave	1972-73
Aguirre, Lee	2009-10
Ah You, Charlie	1973-75
Ah You, Chaz	2017
Ah You, CJ	2001, 03
Ah You, Harland	1995-97
Ah You, Matt	2003-04, 08
Aiono, Aissac	2001-03
Aitken, Ray	1949
Akeo, Ladd	1984-86
Akerfelds, Daniel	1982-83
Alba, Micah	2002-04
Albrecht, Scott	1994
Alexander, Payton	1926-27
Alger, Ned	1950
Alisa, Michael	2008, 11-14
Allen, Bill	1974-75
Allen, Eddie	1936-37
Allen, James	2002-03
Allen, Mark	1983-84
Allen, Marvin	1978, 81-84
Allen, Matt	2004-07
Allen, Paul	1960-61
Alletto, Nick	2007-10
Alletto, Terrance	2009, 12-14
Alphin, Bob	1964-65
Alphin, Dave	1965-67
Allred, Art	1969-70
Allred, Mart	1956
Almond, Rhett	2015-17
Ambrosius, Joe	1995-97
Amone, Philip	2016-17
Anae, Brad	1980-81
Anae, Famika	1954-55
Anae, Famika	2010-12
Anae, Robert	1982-84
Andersen, Jason	1994-97
Andersen, RJ	1996-97
Anderson, Jason	1998
Anderson, John	1949
Anderson, Justin	2001-02
Anderson, Kenneth	1924
Anderson, LeGrande	1925-26
Anderson, Mel	1941
Anderson, Neil	1982-83
Anderson, Rob	1979-80
Anderson, Steve	1982
Anderson, Tyler	1988, 91-93
Anderson, Zayne	2015-17
Anderton, Judd	2005-07
Andrews, Regan	1981-83
Andrus, Lou	1965-66
Ane, Neal	1976
Ansah, Ezekiel	2010-12
Apo, Ross	2011-14
Apostol, Kip	1976-77
Archibald, Ben	1997, 00-01
Arellano, Scott	2013-14
Armstrong, Bob	1982-83
Armstrong, Isaiah	2016

Arnold, Josh	1988-91
Asay, Bert	1934-35
Ash, Wayne	1956
Ashdown, Bob	1964-66
Ashman, John	1990
Ashworth, Luke	2005, 08-10
Atkinson, Bryant	2002-03
Atkinson, Dave	1971-73
Atkinson, Jordan	2009-2010
Atuaia, Donny	1996-1999
Atuaia, Mark	1991, 94-96
Attig, Aaron	2007
August, Bill	1971-72
Aulai, Sete	2006-07
Aupiu, David	1979-82
Autenticco, Randy	1963
Awai, Barrett	1991-92

## BBB

Badger, Chris	2013-16
Badger, Lonnie	1953
Bailey, Joe	1971-73
Bailey, Mike	1971
Baker, Frank	1961-63
Baker, Wayne	1972-74
Balderree, Tanner	2015-17
Baldwin, Sam	2016
Baldwin, Tom	1993-95
Balholm, Neil	1981-82
Ball, Jason	1993
Ballard, Jim	1963
Ballif, Ariel	1924
Ballif, Jae	1950-52
Ballif, Mark	1929
Balmforth, Jim	1988-90
Baltzer, Tom	1966-67
Banker, Carl	1962-63
Banky, Richard	1965-67
Banzhaf, Steve	1970
Barker, Todd	1999
Barney, Chad	2002-03
Barrow, Bob	1961-63
Barrus, Dave	1958-59
Basinger, Earl	1927
Bateman, Eric	1995-97
Bateman, Fred	1939-40
Bateman, Max	1936-37
Bates, Dan	2004-06
Bates, Derick	1995-98
Bates, Layne	1989
Bauman, Matt	2004, 07-09
Bean, Bob	1966-67
Bean, Larry	1952
Bean, Ron	1943-54
Beatty, Byron	1989
Bechtold, John	1983
Beck, Jason	2004, 06
Beck, John	2003-06
Beck, Ryan	2004-05
Beck, Tyler	2007, 11-13
Beckett, Paul	1988
Beckstead, Chad	1936-38
Beckstrom, Mark	1949
Belcher, Curg	1964-67
Bell, Jeff	2007-09
Bell, Tom	1977-79
Bellini, Mark	1982, 84-86

Bellini, Matt	1987-90
Belnap, Bud	1958-60
Bench, Dean	1925
Benson, Don	1948-50
Bennion, Roy	1955, 58-59
Bergeson, Eric	1988-89
Bernard, Francis	2015-16
Berry, Matt	2002-05
Berry, Rex	1948-50
Berntsen, Mark	1975-77
Bertotti, George	1932
Betham, Jimmy	1999-00
Betham, John	1972-74
Beverley, Kish	2002
Biddulph, Floyd	1931-32
Biddulph, Buddy	1925
Biddy, Bob	1975-76
Biegel, Rocky	1988-91
Biegel, T.D.	1993-94
Billicek, Brian	1974-76
Bills, Bob	1951
Bills, Craig	2009, 12-14
Bills, KC	2003, 05
Bills, Karol	1949, 52
Bingham, Neil	1968-70
Bird, Forest	1936-38
Bird, Ken	1941-42
Bird, Nick	1923
Bisgaard, Christopher	1995-96
Bisho, Chris	1986, 87
Blackham, Gordon	1964-65
Blackham, Shirl	1939-40
Blackmon, Devon	2014-15
Blackwell, Clay	1978-79
Blanc, Jeff	1973-76
Bledsoe, Jared	1998
Bloomfield, Henry	1995-96
Bloomfield, Tefua	1994-95
Boardman, Alan	1993-96
Bockwoldt, Colby	2000-03
Bolden, Chris	2006-07
Bolli, Tyler	1993-96
Borgia, John	1984-87
Bosco, Angelo	1951
Bosco, Robbie	1983-85
Boulter, Roy	1947
Bower, Wayne	1971-73
Bowers, Carl	1969-71
Bowers, Dan	1969-71
Bowers, Wesley	1942
Bowman, Bernardino	1922-24
Bowman, George	1951-53
Bowman, Spero	1970-71
Boyce, Andy	1988-90
Boyette, Casey	1966-68
Bozich, Craig	1966-68
Bradford, Perry	1978
Bradley, Brandon	2007-10
Brady, Mark	1979-81
Brady, Mike	1960-62
Brady, Phil	1962-64
Brady, Steve	1980-81
Braga, Matt	1979-80
Brandon, Josh	2002-03
Brasher, Austin	2015
Brathwaite, Reynaldo	2003

Bray, Ken	1963-65
Brewster, Dennis	1963-65
Bright, Travis	2006-08
Brink, Lloyd	1938-40
Brinley, Eldon	1928-30
Brock, Randy	1991-94
Brooks, Brannon	2008
Brooks, Dave	1971-73
Brooks, Michael	1988
Brown, Algernon	2013-16
Brown, Braden	2009-12
Brown, Clay	1978-80
Brown, Curtis	1958
Brown, Curtis	2002, 04-06
Brown, Jackson	2003
Brown, Maniaia	2003-05
Brown, R.K.	1957-58
Brown, Reed	1976
Brown, Rhen	2010
Brown, Terence	2005, 09-11
Brown, Tyrone	1997-98
Brumfield, Scott	1991-92
Brundage, Dewey	1951-53
Bryant, Bill	1990-92
Bryant, Dan	1995
Bryson, Thomas	2010
Buchanan, Kayle	2004-07
Buchanan, Rob	1978-79
Buck, Jason	1985-86
Buckner, Robbie	2009-12
Bullock, Burt	1956, 58-59
Bunker, Carl	1962-63
Bunnell, Karl	1927-29
Bussnell, Merrill	1922-23
Burbridge, Jon	2001-04
Burningham, Rex	1982-83
Burr, Bruce	1950
Burr, Tom	1951
Burt, Riley	2015, 17
Busenbark, Don	1986-88
Bushman, Matt	2017
Bushore, Don	1946-49
Buswell, Blair	1981
Butler, Tony	1982
Byus, Joseph	1926-28
Bybee, Royce	1979-80

## CCC

Cabulagan, Pat	1981-83
Cahoon, Ben	1996-97
Cahoon, Brad	1986-87
Caldwell, Paul	1955-58
Call, Dee	1942
Call, Ken	1967-68
Campbell, Jason	1995
Campora, Steve	1956
Campos, Dave	1977
Canada, Squally	2016-17
Cannon, Curt	1996-97
Carlile, Alan	1977
Carlson, Brent	2000-03
Carlson, Chuck	1974-76
Carlson, Clark	1973-75
Carlson, Kent	1986
Carlson, Steve	1979-80
Carr, Larry	1972-74
Carter, Nate	2014-15



RB Mark Atuaia



LB Matt Bauman



WR Mark Bellini



WR Ben Cahoon



Carter, Virgil	1964-66	Corless, Albert	1927	Doman, Dennis	1970-71	Fangupo, Hebron	2011
Carter, Ross	1952	Corley, Stacey	1988-90	Doman, DJ	2013-14	Farasopoulos, Chris	1968-70
Chadwick, Dave	1948-49, 52	Corson, Steve	1977	Doman, Kevin	1985-86	Farmer, Lance	1991
Chaffetz, Jason	1988-89	Covey, Sean	1987-89	Doman, Shawn	2006-09	Farmer, Scott	1956
Chamberlain, Garth	1939-41	Cowart, Jeff	2000-02	Doney, Darrell	1950-52	Farnier, Nairne	1962-63
Chamberlain, Royal	1922	Cox, Matt	1995-97	Dow, Mac	1936	Farnsworth, Harold	1972-73
Chamberlain, Royal	1992-93	Crandall, Ray	1971	Dowell, John	1976	Farris, Alex	2000-01
Chambers, Austin	2017	Crane, Reed	1935-36	Drage, Eric	1990-93	Faulkner, Jim	1969-70
Chambers, O'Neill	2008-09	Crichton, Tui	2009, 12-13	Duerden, Verle	1949	Faupula, Elias	1994-95
Charlton, Scott	1989-91	Criddle, Ben	2006-07	Dugger, Jerry	1971	Favero, Dewey	1933-34
Chatterton, Marc	1942	Criddle, Jesse	1950	Duke, Dev	1973-74, 77	Feinga, Ray	2005-08
Chatterton, Marcell	1946	Critchlow, Joe	2017	Dulan, Ian	2006-08, 11	Felt, Dick	1952-54
Chipman, Dee	1939-41	Crittenden, Jim	1954-55	Dunham, Tyson	2002-03	Fennessy, Bob	1953
Chitty, Leonard	1986-87	Crompton, Craig	1970-72	Dunn, Gary	1958-59	Fennegan, Garth	1992
Chow, Warren	1987	Crowe, Chris	1974-75	DuPaix, Roger	1960-62	Feterik, Kevin	1996-99
Christensen, David	2000, 02-03	Crutchfield, Tony	1988-91	Duran, Dave	1965	Filla, Vince	2004-05
Christensen, Jack	1936-38	Cunningham, Harold	1951-52	Durrant, Jim	1934	Ficklin, Quin	2016
Christensen, John	1990-91	Cupp, Aaron	1995-98	Duva, Jeff	1975	Fields, Tony	1997
Christensen, Quinn	2002-03	Cutler, Chuck	1986-88	Dvorak, Bill	1970-71	Filiaga, Pulusila	1979-81
Christensen, Rex	1937	Cutler, Dallin	2011	Dyches, Ronald	1928-30	Finai, Pisa	1975
Christensen, Steve	1968	<b>DDD</b>		Dye, James	1995-96	Finfrock, Dennis	1969
Christensen, Steve	1992-93	Dabney, Jaron	1997, 99	Dye, Trey	2014-15, 17	Fisher, Paul	2003
Christensen, Toby	2000-03	Dalebout, Paul	1956	Dyer, Lee	1942	Fisher, Steven	2009
Christensen, Todd	1974-77	Dalley, Alvin	1947-49	<b>EEE</b>		Fitsemanu, Alema	1985, 87, 89-90
Christiansen, Brian	2002	Daly, Ron	1949-50	Earp, Robert	1952	Flaherty, Bob	1951
Christianson, Frank	1992-93	Damuni, Jack	1993-94	Eason, Corby	2009-11	Flammer, Mark	1978
Christley, Milan	1957-59	Dangerfield, Steve	1960	Eccles, Jim	1947-49	Fleming, Lucky Dare	1969-70
Christopoulos, Tony	1949	Daniel, Robertson	2013-14	EchoHawk, Larry	1968-69	Flint, Brandon	1981-83
Chronister, Mike	1976-78	Darling, Dick	1960-62	EchoHawk, Tom	1972-73	Foketi, Mosese	2007-08
Clark, Brad	1989-92	Dastrup, Andy	1928-30	Eckel, Paul	1957-59	Foley, Matt	2015-17
Clark, Glen	1946-49	Davis, Akile	2015, 17	Eddo, Mike	1982-83	Folsom, Ryan	2010-11
Clark, Jayson	2006	Davis, Bill	1978-80	Edmonds, Aaron	2000-01	Fonua, Kavika	2014, 16-17
Clark, Tim	1986-88	Davis, Bob	1987-89	Edwards, Corey	2015-17	Footo, David	2010-12
Clark, Tom	1956-57	Davis, Kirk	1987-88	Edwards, Elan	1999-00	Foreman, Nate	1996-97
Clarke, Willard	1925-26	Davis, Michael	2013-16	Edwards, Jimmy	1981, 84-86	Foreman, Roderick	1997
Clawson, Coleby	2008-09	Davis, Rob	1997-98	Edwards, Jim	1989, 92-94	Fort, Neal	1987, 89-90
Clements, Steve	1992-94	Davis, Russ	1978	Edwards, Matthew	2010-11	Fortie, Eldon	1960-62
Close, Calvin	1977, 80-81	Dawe, Parker	2015-16	Egbert, Hal	1948	Fowler, Blaine	1983-85
Clove, Alvie	1949-50	Dawson, Ted	1987-88, 92-93	Egbert, Wendell	1952	Fowler, Gavin	2017
Coats, Daniel	2003-06	Dean, Logan	2002	Eggertsen, Armand	1931-32	Fowler, Kellen	2002-03, 07-08
Cobabe, John	1954	Deavitt, Willard	1939	Ehin, Chuck	1979-82	Francis, Dave	1978-80
Coggins, Deven	1988-89	Decker, Merle	1946	Ehrmann, Paul	1965-66	Francisco, Aaron	2001-04
Cole, Tom	1958-59	DeCoite, Dan	1999	Eide, Andrew	2016	Frandsen, Jeff	1987-89
Collie, Austin	2004, 07-08	Deeds, Keith	1947-49	Eldredge, Lloyd	1980-82	Frankovich, George	1952
Collie, Scott	1979-82	Deeds, Scotty	1946-47	Elewonibi, Mo	1988-89	Frantz, Gene	1960-62
Collie, Zac	2004-06	Denney, Brett	2006-09	El-Bakri, Bracken	2017	Frazier, Danny	1977
Coloma, Jason	1976-78	Denney, John	2002-04	El-Bakri, Brayden	2015-17	Frazier, Dion	1960-63
Colson, Terry	1965-67	Denney, Ryan	1998-01	Elliott, Kurt	2000-01	Frazier, Jameson	2009-11
Colvin, Reed	1927	Dennis, Lonnie	1957-59	Ellis, Jeff	1995-98	Frazier, Sid	1965-67
Condie, Brandon	1996-97	Denney, Craig	1971-73	Ellison, Chris	1997-98	Freeland, Jim	1994-95
Condie, Howard	1957	DeSantis, Steve	1990	Empey, Mike	1987, 91-93	Freeman, Mark	2008
Condie, Vernon	1931-33	Detmer, Ty	1988-91	Ena, Justin	1997-02	Freeman, Ryan	2006, 09-12
Connors, Chris	1990-91	Dewey, Steve	1974-76	Engemann, Bret	1999-02	Friel, Kaneakua	2008, 11-13
Conrad, Mike	1961-63	Dignat, Tom	1974-75	Engstrom, Bryan	2015	Frierson, York	1999
Cook, Ben	1995-97	Dimick, Bob	1949-50	Enlow, Tom	1977-78	Frisch, Byron	1996-99
Cook, Cory	1993-94	Di Luigi, JJ	2008-11	Erdhaus, John	1967	Fua, Alani	2011-14
Cook, Jamie	1994-95	DiPadova, Nick	2002	Evans, Joe	1990-91	Fuga, Romney	2006, 09-12
Cook, Jerry	1965-67	Dixon, Sanky	1926-28	Everett, DeQuan	2011-12	Fuller, Boney	1922-26
Cook, Wayne	1934-35	Dixon, Donald Jr.	1955-57	Eyre, DeRay	1951-53	Fuller, Troy	1986-89
Coon, Dave	1970-71, 73	Dixon, Buck	1922-25	Eyre, Nick	1976, 78-80	Fulton, Ira	2003
Coon, Doug	1972	Dixon, Norm	1988-90	<b>FFF</b>		Furstenau, Todd	1995
Cooper, Brett	2003-06	Dixon, Owen	1939-41, 46	Faalufua, Wayne	1981-82	Fusi, Edward	2013-14
Cooper, George	1930	Dixon, Rick	1967-69	Facer, Steve	1969-71	Futrell, David	1984-87
Cooper, Jason	1993-95	Doerr, Dick	1949	Fairbanks, Lloyd	1973-74	<b>GGG</b>	
Corbett, Don	1924-27	Doman, Brandon	1998-01	Fales, Andrew	1998-00	Gabriel, Dustin	2004-06
Corbett, George	1927	Doman, Bryce	1988, 92-94	Falslev, JD	2010-13	Galea'i, Jray	2010-11
Corchnoy, Barry	1962-64	Doman, Cliff	1996-99	Fannin, Scott	1996	Gali Jr., Setema	1997-00



RB Stacey Corley



LB Bob Davis



KR James Dye



OL Nick Eyre

Garber, Jon	1989-90	Hall, KJ	2016-17	Heggins, James	1994	Hullinger, Jess	1923-24
Gardner, Dean	1939-40	Hall, Marshall	1961-62	Heimuli, Anthony	2009	Hulse, Clarence	1952
Gardner, Glenn	1965-66	Hall, Max	2007-09	Heimuli, Hema	1992-95	Hunt, Ed	1956
Gardner, Morris	1946	Hall, Nathan	1992-93	Heimuli, Lakei	1983-86	Hunt, Kahili	1972-73
Garrick, Craig	1982-84	Hall, Steve	1969-70	Heinz, Lyle	1954	Hunter, Brad	1986, 90-92
Gaskins, Brenden	2007-09	Hall, Travis	1991-94	Henderson, Dave	1989-91	Hunter, Greg	1987-88
Gaspard, Al	1977-78	Halladay, Soren	1998-01	Henderson, Kurt	2013-15	Hunter, John	1985-88
George, Andrew	2006-09	Halvorson, Tim	1975, 78-79	Hennefer, Mike	2000	Hunter, Logan	1971-72
Germann, Chris	1986-87	Hamblin, Bob	1951-52	Henstrom, Doug	1997-99	Hunter, Shane	2009-10
Ghanwoloku, Dayan	2016-17	Hamblin, Jay	1948-50	Herget, Todd	1991-93	Huntsman, Scott	2015
Gibbs, Nathan	1992-94	Hamilton, Larry	1982-84	Hernandez, Tony	1976-77	Hutchins, Aaron	1996
Gifford, Jack	1960	Hamilton, Waymon	1980-83	Herrick, Joe	1991-93	Hutchinson, Grant	1932-34
Gilbert, Art	1938, 40	Hancock, Larry	1950-52	Herring, Eli	1987, 91-94	Hutchinson, Nate	2006
Giles, Earl	1935	Hancock, Ryan	1991-92	Herring, Isaac	1999-02	Hutter, John	1969-70
Giles, Mark	1973-75	Handley, Darren	1986-88	Herrmann, Jim	1981, 83-84	<b>III</b>	
Giles, Scott	1990-91	Hanks, Dave	1956	Hess, Connell	2010-11	Ileremia, Mekeli	1974-77
Gilford, Jernaro	1999, 01-03	Hanks, Wayne	1933	Hess, Dean	1939-40	Imboden, Earl	1946
Gillenwater, Gil	1972-73	Hanna, Sam	1968	Hickman, Wayland	1993-94	<b>III</b>	
Gillespie, George	1932-34	Hannemann, Micah	2012, 15-17	Hifo, Aleva	2016-17	Jackson, Elwood	1922
Gillespie, Gerald	1935-37	Hansen, Bill	1994-95	Hifo, Marvin	2017	Jackson, George	1940
Gillespie, Horace	1946-49	Hansen, Braden	2009-12	Hill, Dick	1948-50	Jackson, Harvey	2014
Gillespie, Jeremy	2003-04	Hansen, Brian	1978, 81-82	Hill Taysom	2012-14, 16	Jackson, Kip	1968-70
Giordano, Gabe	1995-97	Hansen, Bruce	1981, 85-86	Hilton, Jack	1954-56	Jackson, Scott	2000-03
Giordano, Philip	1994-97	Hansen, Dan	1970-72	Hinckley, Fritz	1923-25	Jackson, Weldon	1956-58
Gledhill, Elwood	1923-24	Hansen, Danny	1977-79	Hinckley, Mike	1955	Jacobsen, Lloyd	1966-67
Glatch, Bill	1969-70	Hansen, Mark	2003	Hinds, Troy	2014	Jacobsen, Mike	1962-64
Gomes, Lenny	1991-93	Hansen, Regan	1986-88	Hiné, Adam	2012-15	Jacobsen, Mike	1968-70
Gomm, Ken	1954	Hansen, Shad	1989-92	Hoagland, Greg	1996	Jacobson, McKay	2006, 09-11
Gooch, David	2004	Hanshaw, Tim	1992-94	Hobbs, Richard	1985-87	Jacobson, Ron	1956, 58
Gooch, Quinn	2004-07	Hapi, Joe	1931	Ho Ching, Toloa'i	2014-15	Jacobson, Tanner	2016-17
Gordon, Aaron	2005-06	Harding, Doug	1998-99	Hodgkiss, Corby	2003, 05-07	James, Don	1953-54
Gourley, George	1971-72	Hardisty, Brad	1982	Hoffman, Cody	2010-13	James, Joe	1967
Gourley, Roger	1975-77	Hardy, Ariel	1937	Hogan, Adam	2012-13	Jaramillo, Jim	1978-80
Gouveia, Doug	1983-85	Hardy, Merrill	1948-49, 53	Hoge, Beau	2015, 2017	Jaussi, Landon	2008-10
Gravelle, Gordon	1968-69	Harline, Jonny	2005-06	Hoge, Chris	1988	Jenkins, Ronney	1996-98
Gray, Derwin	1989-92	Harmann, Gary	1968-69	Hoggan, Mike	1985, 90-91	Jenkins, Mike	1990-91
Gray, Brian	1998-99	Harmer, Larry	1994	Hoke, Chris	1997-00	Jenne, Bruce	1990-92
Green, Eddie	1987, 89-90	Ham, Gary	1967-69	Hola, Tevita	2009	Jennings, Gordon	1964-66
Greene, John	1965	Harper, Jared	2002	Holder, Curtis	2002	Jensen, Alex	1999
Greene, Kamel	2016-17	Harper, Matt	1997	Holle, Kirk	1990	Jensen, Blake	1982-83
Greene, Trevion	2017	Harper, Steve	1982-83	Holman, Howard	1959	Jensen, Bob	1986-87
Griffin, Don	1968-70	Harrington, Alema	1986-88	Holmoe, Tom	1979-82	Jensen, Cameron	2004-06
Griffith, Kent	1989-91	Harrington, Tau	1988, 90	Holt, Austin	2010-13	Jensen, Craig	1974-76
Griffith, Melvin	1930-32	Harris, Antwaun	2004	Holt, Gayle	1946-48	Jensen, Ken	1939
Griffitts, Bobby	1993	Harris, Carl	1924, 26	Holtry, Jeff	1999-00	Jensen, Michael	1980-82
Griffitts, Kyle	2017	Harris, George	1975-77	Homolik, Wes	1967, 69-70	Jensen, Phil	1972-75
Gruber, George	1967-69	Harris, Jeff	1977-78	Hooks, Margin	1997-00	Jensen, Roland	1939-40
Gulley, Jaterrius	2015	Harris, Kelly	1976-77	Hooks, Terrance	2006-09	Jeppesen, Garen	1987-88
Gulstad, Chris	1992	Harris, Mitch	2017	Hoover, Bliss	1928-30	Jewkes, Jackson	1936-38
Gunderson, Brian	1970-71	Harston, Pete	1988-90	Hopkins, Tom	1981-82	Jimenez, Jacob	2015
Gunderson, Ryan	2000-01	Hart, Kay	1932-34	Horlacher, Fred	1931	John, Delmar	1941
Gunther, Kurt	1980-82	Hartsfield, JD	1997-98	Hornung, Reed	2010-12	Johnson, Brent	1978-79
Gustavson, Paul	1973	Hartwig, Dan	1977	Horton, Ben	1997-00	Johnson, David	2002
<b>HHH</b>		Harvey, James	1990	Houk, Terrenn	2012-15	Johnson, Duane	1987-89
Hadfield, Mark	1994	Harvey, Terrence	1997	Howard, Bob	1923-25	Johnson, Dustin	1995-97
Hadley, Matt	2012, 15-17	Hatch, Jake	1998	Howard, Brandon	2006-08	Johnson, James	1993-96
Hadley, Preston	2011-12	Hatch, Victor	1922	Howard, Paul	1970-71	Johnson, Jim	1960-61
Hadley, Spencer	2008, 11-13	Hawkins, Harold	1959	Howell, O'Neil	2002-05	Johnson, Jordan	2011-12, 14
Hafoka, Spencer	2008-11	Hawkins, Wally	1967-68	Hoyt, Austin	2015-17	Johnson, Kyle	2013-15
Hague, Mike	2006, 09-13	Haycock, Bevan	1949	Hubbard, Dave	1974-76	Johnson, Lee	1981-84
Hahn, Gary	1975-76	Haymond, Steve	1983-84	Hubbs, Keith	1957-59	Johnson, Louis	1930-31
Hale, Chris	1999, 03-05	Haysbert, Adam	1983-84	Huber, Max	1965-67	Johnson, Malcolm	1934
Hale, Guy	1962-64	Heaney, Brandon	2001-02, 04	Huckaby, Jay	1985-87	Johnson, Marques	2013-14
Hale, Lane	1994-96	Heaps, Jake	2010-11	Hudson, Gordon	1981-83	Johnson, Matt	1998-99
Hales, Iman	1931	Heaps, Larry	1968-70	Hudson, Ray	2004	Johnson, Merrill	1960
Hall, Jan	1968	Hecker, Jim	1942	Hughes, Brian	1993-94	Johnson, Scott	2007-09
Hall, Kalin	1992-93	Heder, Austin	2011, 14-16	Hughes, Erik	1991-92	Johnson, Sid	1979



LB Kurt Gouveia



RB Lakei Heimuli



WR Cody Hoffman



RB Ronney Jenkins



Johnston, Carroll	1956-57	Kinder, George	1958	Lever, Keith	1990-91	Mannion, John	1981-82
Johnston, Mike	1992-95	King, David	1984-86	Lewis, Burnell	1931	Manson, Hunter	1922-23
Joiner, Isiah	2000	Kiser, Larry	1987	Lewis, Chad	1993-96	Manson, Judd	1930-32
Jolley, Doug	1998-01	Kline, Dan	1966	Lewis, Gail	1939-41	Manumaleuna, Eathyn	2007, 10-13
Jones, Breyon	2002-03, 05	Knight, Ron	1970-71	Liapis, Pete	1946	Manwill, Walt	1978-81
Jones, Charles	1996	Knight, Shawn	1983-86	Liava'a, Tevita	1997	Marchello, Ivan	1989
Jones, Grant	2015-17	Knight, Tim	1986-88	Liday, Bob	1942	Marking, Jerry	1940-41
Jones, Homer	1979-80	Knight, William	1994	Liljenquist, Joe	1969-71	Marquardt, Daniel	2002-05
Jones, Jimmy	1981-82	Knoblauch, Paul	1962-64	Linder, Jack	1961-62	Marquardt, Michael	2001, 04
Jones, Lloyd	1978-80	Knowles, Chad	1992-94	Lindley, Lance	1984-85	Marriott, Bill	1962-64
Jones, Monte	1963-65	Knudsen, Clarence	1924-26	Lindquist, Ed	1963	Marriott, Todd	1988
Jones, Rick	1968, 70	Knudsen, Moyle	1936-38	Lindsley, Steve	1985-86	Marshall, Bob	1963-64
Jones, Richard	1977	Kochevar, Lewis	1950-51	Lindstrom, Dave	1949, 52	Marshall, Hunter	2016
Jones, Robert	1963	Kochevar, Paul	1953-54	Lindstrom, Jeff	1993	Marshall, Matt	2008-11
Jones, Roy	1956	Kolbaba, Nathan	2002-03	Linehan, Jonny	2015-17	Martin, Brad	1995-98
Jorgensen, Austen	2007, 10-13	Koller, Lyle	1946-49	Linford, Frank	1974	Martin, Drayton	1990
Jorgensen, Jan	2006-09	Kormylo, John	1978	Linford, Jay	1983	Martini, Ralph	1987
Jorgensen, Todd	1992	Koroma, Tejan	2014-17	Linford, Paul	1972-74	Martinez, Joe	1952, 55
Jory, Justin	2000, 03	Kozlowski, Glen	1981, 83-85	Linford, Ray	1978-80	Matau, Chris	1985-86
Juergens, Garrett	2014-16	Kozlowski, Tyler	2007-08	Litchfield, Randy	1973	Mathie, Lynn	1958, 62-63
Juergens, Mitchell	2014-16	Kuhlman, Bill	1956	Livingston, Jeff	1961-63	Match, Trevor	1979-80, 83-84
<b>KK</b>		Kukahiko, Jason	2001-04	Livingston, Joe	1973	Matsuzaki, Micah	1989-91, 93
Kafentzis, Austin	2017	Kuresa, Jake	2003-06	Lloyd, Cecil	1948-49	Mathews, Marcus	2010-13
Kafu, Solomon	2008, 11-14	Kuresa, Alex	2011-12	Lloyd, Don	1925	Mathews, Mitch	2012-15
Kahaiali'i, Walter	2007, 10-11	Kurtz, Nick	2015-16	Lloyd, Vaughn	1935-38	Mathews, Ryker	2012-15
Kaluhiokalani, Kalama	2010	<b>LLL</b>		Lloyd, Wesley	1925	Mathews, Bill	1956
Kama, Gary	1975-77, 79	Lacey, Mike	1979-81	Lobue, Sam	1973-74	Matthews, Blaine	1983
Kanahele, Marcus	1975-76	LaComb, Frank	1932-34	Logan, Brian	2009-10	Matthews, Keith	1950-52
Kanuch, Tuni	2014-17	LaComb, Gary	1954-55	Lomax, Desmond	1996-97	Matthews, Weldon	1930-33
Kapele, John	1957-59	Ladd, Tom	1989-91	Long, Rod	1948-50	Mattingly, Ty	1985-86
Kapele, John	1987	Lafitte, Michael	1999-01	Long, Troy	1985-88	Mauga, Ammon	2000-02
Kariya, Bryan	2008-11	Lahmann, Tom	1966-68	Longhurst, Herman	1940-42	Mavrakis, Sam	1939, 41
Karpowicz, Bob	1949-51	Lamb, Ed	1995-96	Longshore, Nick	2006	May, Bryan	1989-91
Kasper, Chris	2000	Lamb, Tucker	2009	Longson, Kieffer	2017	Maynard, Ken	1940
Katooa, Andy	1985-86	Lambert, Darrin	1987	Loper, Mike	1966-68	Mazorra, Dennis	1981-82
Katooa, Fotu	1989	Lane, Eric	1979-80	Lopez, Richard	1966-68	Mazzotta, Casey	1992-93
Katooa, Fred	1990	Langi, Harvey	2014-16	Loose, Bob	1954	McBeth, Paul	1935-37
Kauffman, Earl	1988-91	Lapuaaho, Ului	2014-15	Lott, Dean	1986-87	McBeth, Travis	1987-88
Kaufusi, Bronson	2012-15	Lark, James	2010-12	Loveless, Elmer	1928-29	McChesney, Austin	2016
Kaufusi, Corbin	2016-17	Larsen, Bob	1971-73	Lovely, Gary	2004-06	McCluskey, Mark	1974-75
Kaufusi, Isiah	2017	Lasike, Paul	2012-14	Low, Josh	1997-00	McCorquindale, John	1976
Kaufusi, Rich	1989-90	Latimer, Don	1954	Lowe, Dave	1974-76	McCubbins, Aaron	1998-01
Kaufusi, Steve	1986-87	Latu, Wayne	2005, 08	Luekenga, Kyle	2005-06, 08	McCullough, Hassan	1992
Kaumatuile, Moses	2015-16	Lauder, David	1992, 94	Luettergrod, Justin	2004-05	McCullough, Keith	1984-85
Kautai, Teu	2013-15	Laulile, Tomasi	2014-16	Lundberg, Jerry	1952	McDade, Jim	1983-84
Kaveinga, Uona	2011-12	Laulu-Pututau, Mor.	2015-16	Lupoi, John	1967-69	McDonald, Brian	2000-01
Kawaa, John	1962-63	Laverty, Ben	1965-66	Lyman, Jeff	1969-70	McDonald, Jay	1984-85
Kealalulahi, K.O.	1995-96	Lawlor, Quinn	2013	Lyons, Marc	1967-69	McEuen, Kurt	2008
Kearsley, Brayden	2013-14	Leavitt, Dallin	2013-14	Lyons, Walter	1935	McEwen, Terry	1976-77
Keele, Eddie	2003-06	Leavitt, Fred	1955, 58-59	<b>MMM</b>		McFarlane, Nyle	1958
Keele, Ryan	2001-02	Leavitt, Hafen	1939	Maddux, Justin	2003-05	McFarren, Brandon	2000
Kehl, Bryan	2002, 05-07	Leavitt, Jared	1990-91	Madsen, Lowell	1950-52	McGinn, Joe	1958-59
Kehl, Ed	1995-98	Ledbetter, Lennon	1980-81	Madarieta, Levi	2001-03	McGiven, Gary	2003-04
Keim, Mike	1988-90	Ledenko, Rob	1983-84	Madsen, Michael	1999-00, 02	McGuire, Kaipo	1993-96
Keisel, Brett	1998, 00-01	Lee, Austin	2017	Maeser, Keith	1922	McIntosh, Kimball	1924
Keitzman, Jim	1946-47	Lee, Ervin	1989-91	Magalei, Issiah	1996-98	McKee, Dave	1977-78, 81
Kellermeyer, Doug	1981-83	Lee, Hiva	2017	Magalei, Shane	1996-99	McKenzie, Brian	1996-97
Kelley, Isaac	1999-01	Lee, Jared	1999-00	Magleby, Francis	1948-49	McLaren, Dave	1955
Kennedy, Jared	1996-97	Leeper, Bill	1967-68	Magleby, Russell	1928-30	McLaughlin, Derek	2005-06
Kessler, David	2015	Lefevre, Reg	1939-40	Magoffin, Dick	1958-59	McLaughlin, Jared	2005-06
Kim, Moses	1964-66	Legas, Dick	1968-70	Mahe, Reno	1998, 01-02	McMahon, Jim	1977-78, 80-81
Kimball, Edwin	1923-24	Leiataua, Uriah	2017	Mahina, Devin	201, 12-14	McNabb, Bill	1982-83
Kimball, Tim	1948-49	Leonard, Drew	1937-38	Mahoney, Tim	1974	McNaughton, Austin	1964
Kimball, Tom	1938	Lesatele, Lene	2015	Mahuika, Bryce	2004, 06-08	McTyer, Tim	1995-96
Kimball, Warren	1951	Leslie, Jordan	2014	Malarsie, John	1961-63	McWhorter, George	1949-50
Kimmel, Jim	1962-64	Leung-Wai, Aveni	2010-11	Mangum, Parker	2009	Meadows, Billy	1953
Kinard, David	1985, 89-91	Leuta-Douyere, Jher.	2012-15	Mangum, Tanner	2015-17	Mees, Carter	2009-11



TE Doug Jolley



DL Shawn Knight



DB Brian Logan



WR/RB Reno Mahe

Mees, Mike	1979, 81-82	Mullenbrook, Grant	1941	Ogletree, Brandon	2009-12	Peterson, Scott	1985-88
Meibos, Jared	2001-03	Mulleneaux, Lynn	1962-63	Oldroyd, Herman	1948	Peterson, Steve	1965-67
Meikle, Nathan	2005-06	Murdock, Blake	1973-76	Oliverston, Glen	1942, 46-47	Pettis, Scott	1980-82
Mendenhall, Pete	1923-26	Murdock, Bob	1988	Oliverston, Ray	1950-51	Pettit, Marshall	1999
Mendenhall, Mat	1975-79	Murdock, Steve	1931-32	Olomua, Bristol	1999	Phillips, Danny	2000-01
Mendenhall, Paul	1953-54	Murdock, Steve	1947	Olsen, Ammon	2013	Phillips, Jim	1969-70
Mendenhall, Ron	1969-70	Murphy, Lynn	1988	Olsen, Hans	1997-00	Phillips, Scott	1977-80
Mendenhall, Wilford	1923-24	Murray, Mark	1936	Olsen, James	1960	Pierce, Raynor	1956-57
Mendenhall, Zed	2010-12	Muse, Ivan	1953-54	Olsen, Orrin	1972, 74-75	Pikula, Manoa	2012-15
Mendenhall, Zeke	2009-10	<b>NNN</b>		Olsen, Rex	1946-47	Pilgrim, Evan	1991-94
Mercado, Hank	1968	Nacua, Kai	2013-16	Olsen, Brent	1968	Pili, Ifo	1998, 01-03
Merkeley, Floyd	1933-34	Naiwahine, Henry	1964-65	Olson, Mel	1964, 66, 69	Pili, JoJo	2009
Merkley, Cecil	1924-25	Nance, Kent	1962, 64-65	Olson, Bob	1956-58	Pili, Trajan	2016-17
Merkley, Doran	1961-63	Nash, Andrew	1993, 97-98	O'Mary, Kevin	2013-14	Pilimai, Alema	2016
Merkley, Scott	1992-94	Nauchi, Phil	1987-88	O'Neil, Mike	1980-82	Pistorius, Mike	1971-73
Merrill, Kimball	1946-48	Nead, Spencer	2001-02	Ongoongotau, Vaha	1994-95	Pittman, G	2008
Merrill, Ray	1929-31	Neal, Ray	1954-56	Oramas, Sam	1983-84	Pitman, Jonathan	1999-00
Meservey, Matt	1989, 92-95	Neal, John	1977, 79	Ord, Andrew	1999-02	Pitta, Dennis	2004, 07-09
Meteer, Dave	1974-76	Neal, Mark	1987-89	Ord, Jon	1989-92	Pitts, Greg	1991-94
Meyer, Gerald	1968-70	Neff, David	1981-84	Ormsby, Mark	1985	Pitts, Paul	1991
Mikkelsen, Andrew	2014, 16-17	Nehring, Richard	2005	Ort, Bob	1941	Plater, Dan	1978-81
Miles, David	1985-87	Neilson, Scott	1977-79	Orr, Budd	1988-89	Pochman, Ethan	1996
Mili, Itula	1991, 94-96	Nelson, Bill	1961-63	Orr, Richard	1984	Pochman, Owen	1997-00
Miller, Bill	1969-71	Nelson, Grant	2007-09	Osborne, Bruce	1947-48	Pollard, Pearl	1929
Miller, Drew	1997-98	Nelson, Keanu	2014	Oswald, David	2006-08	Pollock, Jon	1993-94
Miller, Jay	1972-74, 76	Nelson, Riley	2009-12	Overstreet, Leroy	1960	Poodry, Bradley	1949-50
Miller, Larry	1975-78	Nelson, Ted	1969-70	Oyler, Phil	1953-54	Popin, Bill	1976-77
Miller, Lynn	1922	Nelson, Tyler	1996-99	<b>PPP</b>		Poppinga, Brady	2001-04
Miller, Steve	1975-76	Newberry, Max	1965-67	Pace, Corey	1980-81	Poppinga, Dennis	1970-71
Miller, Tom	1977-78	Newell, Bob	1979	Pace, John	2007-09	Poppinga, Kelly	2006-07
Miller, Val	1972-73	Nichols, Eddie	1969-70	Packard, Paul	1922-24	Porter, Dave	1989-90
Millet, Floyd	1932-33	Nicoll, Kevin	1991-92	Page, Max	1970-71	Porter, Ned	1949
Mills, Dave	1981, 83-84	Nielsen, Austin	2010	Palmer, Dennis	1964-66	Poston, Ford	1999-2000
Mills, Mike	1940-42, 47	Nielsen, Gifford	1975-77	Paongo, Hala	2004-06	PoVey, Skye	2011, 13-14
Mitchell, Brian	1987-90	Nielsen, Mel	1950-52	Parker, Robert	1984-86	Powell, Riggs	2017
Mitchell, Kevin	1983	Nielsen, Wally	1950	Parks, Noah	1995	Powell, Sawyer	2016
Mitchell, Patrick	1991-94	Nielson, Kip	2002-03	Partridge, Truman	1922	Powers, Ralph	1954-55
Mitton, Bill	1964-65	Nielson, Mike	1999, 01	Patera, Dennis	1967	Prestley, Jordan	2014-15
Miyahira, Cole	2005-06	Nilsen, Reed	1940-42, 46	Paterson, John	1967-69	Preslar, Leo	1965-67
Moala, John	1996-97	Nilsson, Jeff	1974-76, 79	Patterson, Craig	1987-89	Prested, Bob	1977, 79-80
Moberly, Scott	1990	Nisonger, Hap	1931-33	Patterson, Wes	1998	Preston, Mike	1971-73
Moeaki, John	1994	Niu, Philip	2003	Patton, Lyle	1948	Price, Roger	1986
Moffat, Chad	1988, 91	Niumatalolo, Va'a	2015-17	Paulson, Art	1949, 51	Price, Steve	1971-73
Mohetau, Ofa	2003	Nixon, David	2003, 06-08	Paulson, John	1949-50	Prince, Clement	1930
Moleni, Stan	1998	Norberg, Scott	1984-85	Pau'u, Butch	2015-17	Pringle, Tico	2006
Molifua, Wally	1972-73	Norman, Keyan	2016-17	Pau'u, Niel	2017	Pritchard, Iona	2008, 12-13
Molini, Trevor	1984-86	Norton, Harold	1950	Paxman, Gary	1950-52	Probert, Leo	1929
Monahan, John	1970-72	Nowatzke, Tim	1991-94	Pay, Garry	1990-92	Probert, Marion	1951-54
Monson, Calvin	1953	Nuckolls, Randy	1975	Payne, Matt	2001-04	Pulsipher, Adam	2015-17
Monson, Harold	1968	Nua, Shaun	2002, 04	Payne, Mitch	2007-10	Putnam, Matt	2008-2011
Moore, Larry	1995-96	Nuno, Carlos	1997-99	Paynter, Dean	1974	Putnam, Norman	1957-59
Moore, Robert	1932	Nwigwe, JJ	2015-17	Pearson, Colby	2013-16	<b>QQQ</b>	
Morgan, Blake	2008-09, 13	Nyberg, Brent	1989-90	Pearson, Rich	1994	Quezada, Joshua	2010, 11
Morgan, Frank	1922	<b>QQQ</b>		Peaua, Moa	2004	<b>RRR</b>	
Morgan, Mike	1979-82	Oaks, Charlie	1933-35	Peck, Remington	2012-15	Raass, John	1994-95
Morgan, Omarr	1996-97	Oates, Barry	1980-82	Pehrson, George	1935	Raass, Stan	1994-95
Morrell, Kyle	1981-84	Oates, Bart	1980-82	Pendleton, Jordan	2008-11	Ralph, Dick	1956
Morris, Michael	2005	Oates, Brad	1973-75	Pendleton, Kirk	1981-83	Ramage, Cory	1999-00
Morris, Rob	1993, 97-99	Oates, John	1985	Pendleton, Lance	2002-03	Ramage, John	1977, 80-81
Mortensen, Bennie	1950	Oborn, Kent	1964-66	Peterson, Ben	1995-96	Ransom, Villar	1942
Mortensen, Eric	1988-91	O'Brien, Mike	1986-88	Peterson, BJ	2009-10	Rasmussen, Korey	1984-86
Mortensen, Todd	2001-03	Odle, Matt	1988-89	Peterson, Charlie	1998-01	Rawlinson, Doug	1985-86
Morton, Kevon	1997-98	Odle, Phil	1965-67	Peterson, Gary	1975-77	Rawlinson, Randy	1983-84
Mo'Unga, Tevita	2015-2016	Ofahengaue, Kelepi	1996	Petersen, Greg	1981-83	Reading, Chris	1968-70
Muehlmann, Chris	2007-08	Ofahengaue, Tevita	1997-00	Peterson, Lawrence	1925, 28	Reading, Lynn	1956
Muehlmann, Mike	2010-11	Ogden, John	1964-66	Peterson, Matt	2010-11	Reber, Scott	1977-79
Muirbrook, Shay	1993-96	Ogden, Steve	1964-66	Peterson, Paul	1999-01	Redd, Glenn	1979-80



DB Tim McTyer



LB Rob Morris



DL Hans Olsen



OL Garry Pay





Redden, Matt	1992-95	Russell, Mike	1973-74	Simmons, Don	1926	Steele, Tom	2010
Reden, Stehly	2011-12	Russell, Tim	1965-66	Simmons, Gerald	1934	Stephens, Brandon	2001-03
Reden, Garrett	2007-08	Rykert, Dustin	1999-02	Simmons, Henry	1926-27	Stephens, Robert	1988-90
Reed, Dermell	1994-95	<b>SSS</b>		Simmons, Ron	1991-93	Stephenson, Riley	2009-12
Reed, Larry	1946	Salanoa, Thor	1985-87	Simon, Micah	2015, 17	Sterling, Otis	1991-92
Reed, Michael	2005-08	Salazar, Rob	1982-83	Simpson, Ron	1992	Stevens, Chris	1996-97
Reeve, Mark	1927-29	Salido, Mike	1987-88, 90	Sinclair, Paul	1987	Stevenson, Derik	1995-98
Reeve, Wayne	1939-40	Saluone, Pili	1970-71	Sitake, Kalani	1994, 97-00	Stewart, Christian	2014
Reid, Adney	2003	Saluone, Terence	1992-93	Sitake, T.J.	1999-00, 04-05	Stewart Cody	2016-17
Reid, Andy	1979-80	Samples, Bruce	1960	Skiba, John	1998-99	Stewart, Ron	1963
Reid, Gabriel Po'u	1999-02	Samples, Gary	1965	Skidmore, Henry	1967-68	Stinnett, Eddie	1982-83
Reid, Spencer	1994-97	Sampson, Bryan	2014-15	Skinner, Ryan	2000	Stoddard, Gary	1974
Reilly, Drew	2013	Sampson, Eddie	1994-96	Skousen, Basil	1927-29	Stoddard, Troy	1993
Regis, Larry	1956-57	Sampson, Joe	2011-12	Skousen, Clarence	1927-28	Stolworthy, Reed	1949, 52-53
Rex, Byron	1990-92	Sampson, Nate	2016-17	Skousen, Jim	1946	Stolworthy, Tom	1960
Reynolds, Dallas	2005-08	Samson, Trevor	2014-15	Skousen, Marvin	1929-31	Stolworthy, Willard	1953-54
Reynolds, Houston	2010-11	Sanders, Brian	2002-05	Skousen, Murray	1939	Stone, Devon	1961-63
Reynolds, Lance	1972-73, 76-77	Sanders, Jack	1967	Skousen, Owen	1951-52	Stone, Doug	1991-92
Reynolds, Lance Jr.	2004-2005	Sanders, Steve	1985-86	Slater, Ryan	2001-03	Stone, Thayne	1942, 46-48
Reynolds, Matt	2008-11	Sandlin, Rhett	2015-17	Slavens, Johnny	1997	Stout, Zac	2010, 14
Rhea, Jeff	2002, 05-06	Sanford, Hunt	1932-34	Slayton, Randy	1988-89	Stratton, Steve	1971-73
Rice, Bill	1974-76	Sanford, Terry	1967-68	Slipp, Jeff	1967-69	Straw, Jason	1996
Rice, Rodney	1987-88	Santiago, CJ	2007-08	Small, Mark	1990	Stringham, Brock	2011-14
Rice, Tom	1966	Santiago, Lou	1963	Smilowitz, Julian	1972-73, 75	Stringham, Jack	1935-37
Rich, Andrew	2008-10	Sarkisian, Steve	1995-96	Smit, Walter	1950-52	Stromberg, Doug	1977-79
Richards, Golden	1970-71	Sartin, Ron	1958-59	Smith, Bennie	1971-72	Stroth, Vince	1980-82
Richards, Jimmy	1996-99	Sartin, Wayne	1956-58	Smith, Brad	1982-84	Sullivan, Sean	2007
Richardson, Brock	2007-08	Satterfield, LaVon	1951-53	Smith, Brian	2007	Sumko, Mike	2001-02
Richardson, Glen	1960-63	Saulsberry, Andre	2006-07	Smith, Bruce	1962-64	Summers, Hyrum	1996-98
Richardson, Joe	1990	Saunooke, Rob	1988	Smith, Chris	1987-90	Sundwalk, Pete	1956
Richardson, Jordan	2009-11	Scales, Roger	1967-68	Smith, Courtney	1996	Sutorius, Paul	1967-69
Richardson, Vernon	1930-32	Scanlan, Joe	1966-67	Smith, Dave	1978-79	Swanson, Dave	1968-69
Richins, Grant	1942	Scharrer, Cade	1993	Smith, Horrace	1966-68	Swenson, Marc	1976-78
Ridley, Skyler	2007, 10-13	Schaffer, Max	1942	Smith, Kelly	1983-85	Swenson, Reed	1923-25
Rigell, Mike	1998, 00-01	Schmidt, Jason	1991	Smith, Ken	1984-85	<b>TTT</b>	
Ring, Bill	1977-78	Schmidt, Tom	1976	Smith, Lloyd	1961-63	Taele, Logan	2013-16
Ringwood, Howard	1958-59	Schmitt, Craig	1998-99	Smith, Mark	1988-90	Tafuna, David	2004-06, 08
Ripee, Tom	1967-68	Schoepflin, Bill	1978-80	Smith, Marlin	1958, 60	Tahi, Fahu	1999, 03-05
Riska, Gene	1939-41	Schow, Doug	1964-66	Smith, Matt	2006	Tait, John	1996-98
Rivera, Keith	1971, 73-74	Scukanec, Jason	1998-01	Smith, Sid	1972-75	Takenaka, Eric	2015-16
Roberts, Bobby	1965-67	Segovia, Damian	1999	Smith, Tyson	1999-00	Takitaki, Sione	2014-15, 17
Roberts, Charles	1936-38	Sekona, Siosiua	2005	Snowden, Will	1997-00	Taliauli, Merill	2013, 16-17
Roberts, Jim	2001	Semanoff, Joe	2005-07	Soelberg, Nate	2003-2005	Tanielu, Handsome	2016-17
Roberts, Kyle	1991-93	Serck, Ken	1968-70	Soffe, Ken	1936-38	Tanner, Beau	2016-17
Roberts, Tim	1967-69	Shaw, Gary	1973-75	Soffe, Wayne	1935-36	Tanner, Kirk	1974
Robertson, Heshi	1998-99	Shea, Glenn	1964-65	So'oto, Vic	2005, 07, 09-10	Tanner, Mike	2000-03
Robins, Roy	1973	Sheide, Gary	1973-74	Sorensen, Daniel	2008, 11-13	Tanner, Young	2017
Robinson, Alan	1962-64	Shell, Todd	1980-83	Sorensen, Justin	2008, 11-13	Tapusoa, Johnny	2016-17
Robinson, Chad	1987-89	Shelton, Michael	2015-17	Sorenson, Tom	2007-08	Tarleton, Vic	1992-93
Robinson, John	1953-54	Sherman, Marc	1984-85	Sowards, Jesse	1997-99	Tausinga, Kesni	2015-17
Robinson, Justin	2005-06	Shields, Lloyd	1930-32	Spencer, Brock	1990	Tautu, Sae	2013-16
Robinson, Rob	2003	Shiffer, Mike	1996-98	Speredon, Jason	2007-08, 10	Taylor, Clinton	1953-54
Robinson, Scott	1983-85	Shiffrer, Max	1946	Sprouse, Al	1965	Taylor, Dan	1972-73
Robison, Burle	1930-32	Shoaf, Thomas	2016-17	Sprowls, Jeff	1984-85	Taylor, Dan	1960-62
Roderick, Aaron	1997-98	Shober, Ernest	1930	Squires, Monte	1966-68	Taylor, Dave	1975-76
Rodoni, Brian	1985-87	Shoemaker, Paul	1995-97	Stralla, Scott	1991-93	Taylor, Dunn	1923-24, 26
Rodrique, Perry	1966-67	Shumway, Drew	1953	St. Pierre, Ed	1978-80	Taylor, Glen	1954, 56
Rogers, Courtney	1986-88	Shumway, Jay	1984-86	Stacey, Andrew	2005-06	Taylor, Golden	1934-35
Rogers, Steve	1980-81	Shumway, Shane	1984-86	Staffieri, Markell	2004-07	Taylor, Isaac	2007-08
Romero, Ed	1968	Shumway, Rickey	2017	Staley, Dustin	1995, 99-01	Taylor, Jim	1956
Romney, Golden	1925	Shumway, Talon	2016-17	Staley, Lucas	1999-01	Tenifa, Lolo	2008
Rossi, Pete	1984	Sikahema, Kapi	1991	Stapley, Hal	1956	Tennynson, Bob	1962-63
Roundy, Elmo	1948-49, 52	Sikahema, Vai	1980-85	Stapley, Stan	1946-47	Te'o, Shiloah	2008
Rowe, Owen	1926-28	Simmerman, Bob	1977	Startin, Wayne	1956-58	Terranova, Mark	1973, 75-76
Rowley, Graham	2010-11, 14-15	Simmons, Dean	1933-34	Stearns, Ned	1996-01	Terry, Dave	1971-73
Rozeshi, Ed	1971-72	Simmons, Dennis	1993-96	Steele, Greg	1994	Tervort, Daniel	2007



K Owen Pochman



LB Spencer Reid



QB Gary Sheide



RB Vai Sikahema



Tew, Kyle	2005	Van Leeuwen, Kent	1986	Wheat, Warren	1986-88	Young, Ike	1922-23
Thieman, Dick	1965-67	Van Noy, Kyle	2010-13	Wheeler, Melvin	1934-36	Young, Jonathan	1982-83
Thiel, Ted	1948	Van Sweden, Dan	2006-07, 09	White, Brian	1986-88	Young, LeGrand	1957-59
Thomas, Rodney	1984-87	Van Valkenburg, AJ	2010	White, Greg	1996	Young, Mike	1987
Thomas, Steven	2008-10	Van Valkenburg, Dan	1976	White, Leon	1982-85	Young, Scott	2002-04
Thompson, Brett	2009, 12-13	Van Valkenburg, Pete	1970-72	White, Reed	2007-08	Young, Steve	1981-83
Thompson, Pat	1986-88	VanWoerkom, Scott	1989-90	White, Spencer	2003-05	Young, Tom	1992-94
Thompson, Tod	1976-78	Varner, Ross	1976-78	Whitehead, Clark	1953	Younger, Stan	1977-78
Thorn, Paul	1928-30	Varner, Stan	1973-75	Whiting, Teag	2000-01	<b>ZZZ</b>	
Thorne, Dick	1925-27	Varoz, Brett	1983	Whitney, Fred	1942	Zayas, Rich	1986-87
Thorson, Marco	2009-11	Vea, Simote	2010-12	Whitsett, Vic	1979	Zeller, Mike	1967-68
Tialavea, Russell	2005-09, 12	Velasco, John	1953-54	Whittingham, Cary	1981, 83-85	Ziolkowski, Jake	2014-15
Tiatia, Sim	1988, 90	Velasco, Ron	1976-78	Whittingham, Fred	1986-89	Zitting, Ron	1956
Tibbetts, Ted	1941	Verbantz, Tom	1953-55	Whittingham, Kyle	1978-81	Zogg, Murray	1995-96
Tibbitts, Ryan	1979-80	Verney, John	1934-35	Wilcox, Brad	2013-15	Zundel, Matt	1989-91
Tidwell, Dave	1983, 85	Vest, Niles	1933	Wilcox, Chris	2016-17	Zwahlen, Lynn	1972-73, 76-77
Tidwell, Neils	1979, 81-82	Vesterfelt, Jay	1962-63	Wilcox, Jeff	1984-86		
Tidwell, Randy	1978-79	Vincent, Hanale	2001-04	Wilgar, Dana	1973-76		
Tingey, Kent	1978-79	VonColln, J. C.	1986-87	Wilkerson, Rod	2001-04		
Titensor, Glen	1979-80	Vorwaller, Wes	1960	Wilkes, Doug	1978-79		
Tiumalu, Casey	1982-83	<b>WWW</b>		Wilkinson, Bob	1923		
Tolbert, Max	1949-51	Wade, Alton	1953	Wilkinson, Glen	1931		
Tolutau, Ula	2017	Wadsworth, Jeff	1983	Willardson, Troy	1994		
Tonga, Khyiris	2017	Wadsworth, Michael	2013-15	Willett, Ralph	1950		
Tonga, Manase	2005-07, 09	Wagner, Aaron	2005-06	Williams, Doug	1978-79		
Tonga, Matongi	2006	Wagner, Jadon	2008-11	Williams, Duaine	1992-93		
Tooke, Dick	1949, 51	Waldo, Vern	1934-36	Williams, Jack	1997		
Toolson, Tom	1973-74	Walsh, John	1991, 93-94	Williams, Jamaal	2012-14, 16		
Toone, Cliff	1929, 31	Wakley, Ron	1967-69	Willing, RJ	2004, 07-09		
Towle, Kevin	1985	Walkenhorst, Paul	2000-02, 05	Willis, Jamal	1991-94		
Tree, Marion	1947-48	Walker, Jason	1995-98	Wilson, Derrus	2000-01		
Tree, Ron	1970-72	Walker, Kevin	1980-82	Wilson, Grant	1964-66		
Trinnaman, Jonah	2016-17	Walker, Mark	1979-81	Wilson, Jessie	1934		
Tripp, Elton	2000	Walter, John	1970	Wilson, John	1962-63		
Tripple, Leo	1963	Wangsgard, Keith	1930-31	Wilson, Kyle	2002-03		
Tucker, Glen	1932-33	Wanosik, Bill	1963-65	Wilson, Marc	1977-79		
Tucker, Larry	1974, 76	Warcup, Rob	1998-99	Wilson, Pete	1931-33		
Tuifua, Langi	2017	Ward, Anthony	2000-01	Wilson, Richard	2010-13		
Tuiloma, Travis	2011, 14-16	Ward, Roy	1976	Wilson, Rick	1988		
Tuipulotu, Peter	1987, 89-91	Wardell, Doug	1962-64	Wilson, Rob	1978-80		
Tuipulotu, Tom	1983, 85	Warner, Chris	2006	Wilson, Ron	1970-71		
Tujague, Garrett	1990-91	Warner, Fred	2014-17	Wing, George	1939-41		
Turley, Stan	1940	Warner, Max	1932	Wingard, Casey	1977-78		
Tushaus, Blair	2010-12	Warner, Meldon	1935, 37	Winward, Troy	1998		
<b>UUU</b>		Warner, Troy	2016-17	Witney, Frank	1946		
Uale, Travis	2008-11	Waters, Merrill	1936, 38	Wolfgang, Solomon	2016-17		
Ulufale, Mike	1994-95	Watford, Dennis	1968-70	Wolfe, Rick	2007-08		
Unga, Harvey	2006-09	Watkins, Chris	1999-00	Wong, Joe	1997-98		
Unga, Morgan	2015-17	Watkins, Todd	2004-05	Wong, Louis	1982-84		
Unga, Victor	2008	Watterson, Eric	2004	Wood, Dick	1961, 63-64		
'Unga, Uani	2012-13	Watts, Stan	1936	Wood, Don	1948, 52-53		
Unger, Nick	1987	Webb, Dennis	1978, 81	Wood, John	1956		
Unutoa, Morris	1989, 93-95	Weber, Riley	2004-05	Wood, Rod	1976-78		
Uperesa, Keith	1974-77	Webster, Gary	1985	Woodward, Jack	1934-35		
Uselman, Mark	1974-75	Weed, Mark	1942	Worthington, Vernal	1925-27		
<b>VVV</b>		Weenig, Jay	1955-56	Wright, Bill	1960-62		
Vacher, Clug	1929-30	Weenig, John	1937, 39	Wright, Bill	2000-03		
Vaitai, Manaaki	2007, 10-13	Weenig, Val	1961-62	Wright, Dave	1983-85		
Vakalahi, Fono	2009	Weight, Gary	1974-75	Wright, Frank	1934-35		
Vakapuna, Taufui	2003, 06-08	Weinkauf, Mike	1967-69	<b>XX</b>			
Valdez, Nati	1989-92	Wells, Grant	1971-73	Xanthos, Vincent	2001-03		
Valgardson, Don	1976	Wells, Von	1970-72	<b>YYY</b>			
Valgardson, Kam	1997-00	Wesley, De'Ondre	2013-14	Yancey, Daren	1995-98		
Valgardson, Rich	1971	West, Henry	1952-54	Yarro, Justin	1992-93		
Van De Merwe, Jan	1976-77	Westbrook, Michael	1998-99	Yarro, Ralph	1960-61		
VanDerWouden, John	1975-77	Westover, Udel	1951-52	Yeck, Michael	2012-14		
Van Leeuwen, Craig	1974	Whalen, Marcus	2000, 02-03	Young, Eddie	1958		



RB Casey Tiumalu



RB Pete Van Valkenburg



DB Michael Wadsworth



LB Leon White



## PASSING

YR.	PLAYER	ATT	CMP	INT	YDS	TD
2017	Tanner Mangum	147	257	9	1,540	8
2016	Taysom Hill	372	222	11	2,323	12
2015	Tanner Mangum	446	267	10	3,377	23
2014	Christian Stewart	348	199	9	2,621	25
2013	Taysom Hill	438	236	14	2,938	19
2012	Riley Nelson	308	181	13	2,011	13
2011	Riley Nelson	202	116	7	1,717	19
2010	Jake Heaps	383	219	9	2,316	15
2009	Max Hall*	409	275	14	3,560	33
2008	Max Hall*	447	330	14	3,957	35
2007	Max Hall*	496	298	12	3,848	26
2006	John Beck*	417	289	8	3,885	32
2005	John Beck*	513	331	13	3,709	27
2004	John Beck	343	192	8	2,563	15
2003	Matt Berry	235	147	14	1,445	7
2002	Brett Engemann	215	119	8	1,334	6
2001	Brandon Doman	408	261	8	3,542	33
2000	Charlie Peterson	260	149	5	1,617	6
1999	Kevin Feterik	452	277	15	3,554	25
1998	Kevin Feterik	336	202	6	2,718	16
1997	Kevin Feterik	208	125	5	1,767	11
1996	Steve Sarkisian	404	278	12	4,027	33
1995	Steve Sarkisian	385	250	14	3,437	20
1994	John Walsh	463	284	14	3,712	29
1993	John Walsh	397	244	15	3,727	28
1992	Ryan Hancock	288	165	13	2,635	17
1991	Ty Detmer*	403	249	12	4,031	35
1990	Ty Detmer#	562	361	28	5,188	41
1989	Ty Detmer*	412	265	15	4,560	32
1988	Sean Covey	319	174	10	2,607	13
1987	Bob Jensen	259	144	14	1,833	10
1986	Steve Lindsley	287	180	18	2,247	12
1985	Robbie Bosco	511	338	24	4,273	30
1984	Robbie Bosco*	458	283	11	3,875	33
1983	Steve Young#	429	306	10	3,902	33
1982	Steve Young *	367	230	18	3,100	18
1981	Jim McMahon#	423	272	7	3,555	30
1980	Jim McMahon#	445	284	18	4,571	47
1979	Marc Wilson*	427	250	15	3,720	29
1978	Marc Wilson	233	121	13	1,499	8
1977	Marc Wilson*	277	164	18	2,418	24
1976	Gifford Nielsen*	372	207	19	3,192	29
1975	Gifford Nielsen	180	110	7	1,471	10
1974	Gary Sheide	300	181	19	2,174	23
1973	Gary Sheide*	294	177	12	2,350	22
1972	Bill August	144	69	5	891	2
1971	Bill August	87	37	11	448	2
1970	Rick Jones	168	76	17	851	1
1969	Marc Lyons	193	87	11	1,297	9
1968	Marc Lyons	157	66	9	735	2
1967	Marc Lyons	193	99	8	1,313	9
1966	Virgil Carter	293	141	16	2,182	21
1965	Virgil Carter*	250	120	13	1,789	20
1964	Virgil Carter	193	66	14	1,154	9
1963	Ron Stewart	23	10	0	160	1
1962	Eldon Fortie	100	43	11	814	7
1961	Eldon Fortie	83	33	11	469	5
1960	Bud Belnap	51	20	8	285	2
1959	Gary Dunn	31	10	3	223	1
1958	Wayne Startin	68	28	8	332	2
1957	Carroll Johnston	102	39	7	447	3
1956	Carroll Johnston	167	71	15	945	8
1955	Don Dixon	60	21	9	335	2
1954	Ron Bean	42	20	1	437	0
1953	LaVon Satterfield	92	34	8	568	4

\* Led Conference, # Led Nation

## RECEIVING

YR.	PLAYER	REC	YDS	TD
2017	Matt Bushman	49	520	3
2016	Nick Kurtz	49	541	2

2015	Mitch Mathews	54	737	11
2014	Mitch Mathews	73	922	9
2013	Cody Hoffman	57	894	5
2012	Cody Hoffman	100	1,248	11
2011	Cody Hoffman	61	943	10
2010	JJ Di Luigi	45	443	1
	Cody Hoffman	42	527	7
2009	Dennis Pitta	62	829	8
2008	Austin Collie#	106	1,538	15
2007	Dennis Pitta	59	813	5
2006	Jonny Harline	58	935	12
2005	Jonny Harline	63	853	5
2004	Austin Collie	53	771	8
	Todd Watkins	52	1,042	6
2003	Toby Christensen	53	547	4
2002	Reno Mahe	59	771	2
2001	Reno Mahe*	91	1,211	9
2000	Margin Hooks	61	718	2
1999	Margin Hooks	60	1,067	7
1998	Margin Hooks	49	732	3
1997	Ben Cahoon	57	931	4
1996	K.O. Kealaluhi	49	901	8
1995	Mike Johnston	40	650	6
1994	Tim Nowatzke	47	601	4
1993	Eric Drage	54	867	5
1992	Eric Drage	56	1,093	12
1991	Eric Drage	46	1,018	10
1990	Andy Boyce	79	1,241	13
1989	Chris Smith	60	1,090	5
1988	Chuck Cutler	64	1,039	10
1987	Darren Handley	52	636	3
1986	Mark Bellini	46	839	5
1985	Mark Bellini	63	1,008	14
1984	David Mills*	60	1,023	7
1983	Casey Tiunulu	60	583	3
	Gordon Hudson	44	596	6
1982	Gordon Hudson*	67	928	6
1981	Gordon Hudson*	67	960	0
1980	Scott Phillips*	60	689	7
1979	Homer Jones*	46	404	4
1978	Mike Chronister	52	850	3
1977	Todd Christensen*	50	603	5
1976	Todd Christensen	51	510	3
1975	Todd Christensen	30	319	3
1975	J. VanDerWouden	29	621	3
1974	John Betham	38	569	6
1973	Jay Miller#	100	1,181	8
1972	Logan Hunter	49	555	2
1971	Golden Richards	14	238	1
1970	Golden Richards	36	513	1
1969	Kip Jackson	25	261	3
1968	Ed Romero	41	495	1
1967	Phil Odle*	77	971	9
1966	Phil Odle	60	920	5
1965	Phil Odle*	46	657	10
1964	Bruce Smith	30	470	3
1963	Bruce Smith	13	178	1
1962	Bruce Smith	14	230	0
1961	Paul Allen	5	261	3
1961	Don Peterson	11	115	0
1960	Jack Gifford	6	138	1
1959	Howard Ringwood	10	130	0
1958	R.K. Brown	10	177	2
1957	R.K. Brown	12	183	2
1956	Burt Bullock	22	291	2
1955	Owen Skousen	10	190	0
1954	Tom Verbantz	14	226	0

## RUSHING

YR.	PLAYER	RUSH	YDS	AVG
2017	Squally Canada	120	710	5.9
2016	Jamaal Williams	234	1,375	5.9
2015	Algernon Brown	127	709	5.6
2014	Jamaal Williams	109	518	4.8

2013	Taysom Hill	246	1,344	5.5
2012	Jamaal Williams	166	775	4.7
2011	JJ Di Luigi	116	584	5.0
2010	JJ Di Luigi	178	917	5.2
2009	Harvey Unga	208	1,087	5.2
2008	Harvey Unga	240	1,132	4.7
2007	Harvey Unga	244	1,227	5.0
2006	Curtis Brown	201	1,010	5.0
2005	Curtis Brown	210	1,123	5.3
2004	Curtis Brown	158	828	5.0
2003	Rey Brathwaite	145	812	5.6
2002	Marcus Whalen	181	918	5.1
2001	Luke Staley	196	1,582	#8.1
2000	Luke Staley	130	548	3.7
1999	Fahu Tahi	102	445	4.4
1998	Ronney Jenkins	252	1,307	5.2
1997	Brian McKenzie	218	1,004	4.6
1996	Brian McKenzie	167	950	5.7
1995	Hema Heimuli	112	449	4.0
1994	Jamal Willis	204	1,042	5.1
1993	Kalin Hall	113	567	5.0
1992	Jamal Willis	204	1,004	4.9
1991	Peter Tuipulotu	125	619	5.0
1990	Peter Tuipulotu	98	637	6.5
1989	Fred Whittingham	109	582	5.3
1988	Fred Whittingham	88	513	5.8
1987	Fred Whittingham	129	418	3.2
1986	Lakei Heimuli	230	966	4.2
1985	Lakei Heimuli	188	913	4.6
1984	Lakei Heimuli	158	796	5.0
1983	Casey Tiunumu	139	851	6.1
1982	Casey Tiunumu	110	681	6.0
1981	Scott Pettis	94	499	5.3
1980	Eric Lane	96	473	4.9
1979	Eric Lane	94	595	6.3
1978	Bill Ring	116	520	4.5
1977	Scott Phillips	47	325	6.9
1976	Jeff Blanc	149	625	4.0
1975	Jeff Blanc	216	984	4.6
1974	Jeff Blanc	199	784	3.9
1973	Mark Terranova	94	414	4.3
1972	P. Van Valkenburg#	232	1,386	6.0
1971	P. Van Valkenburg	121	601	4.9
1970	P. Van Valkenburg	103	405	3.9
1969	Kip Jackson	209	791	3.7
1968	Dave Swanson	94	353	3.8
1967	Ron Wakley	62	296	4.7
1966	John Ogden*	204	906	4.4
1965	John Ogden*	152	700	4.6
1964	John Ogden*	179	770	4.3
1963	Phil Brady	71	318	4.5
1962	Eldon Fortie*	199	1,149	5.8
1961	Eldon Fortie	138	422	3.1
1960	Bud Belnap	101	256	2.5
1959	LeGrand Young	83	423	5.1
1958	Weldon Jackson*	101	698	6.9
1957	Weldon Jackson	138	605	4.3
1956	Steve Campora	34	259	7.6
1955	Phil Oyler	64	366	5.7
1954	Dick Felt	90	379	4.2
1953	Reed Stolorworthy	86	473	5.5
1952	Reed Stolorworthy	99	436	4.4

\* Led Conference, # Led Nation

## TOTAL OFFENSE

YR.	PLAYER	RUSH	PASS	TOTAL
2017	Tanner Mangum	-2	1,540	1,538
2016	Taysom Hill	603	2,323	2,926
2015	Tanner Mangum	-92	3,377	3,285
2014	Christian Stewart	163	2,621	2,784
2013	Taysom Hill	1,344	2938	4,282
2012	Riley Nelson	196	2,011	2,207
2011	Riley Nelson	392	1,717	2,109
2010	Jake Heaps	-100	2,316	2,216

2009	Max Hall*	75	3,560	3,635
2008	Max Hall*	115	3,957	4,072
2007	Max Hall*	14	3,848	3,862
2006	John Beck*	-8	3,885	3,877
2005	John Beck*	61	3,709	3,770
2004	John Beck	-36	2,563	2,527
2003	Matt Berry	-100	1,445	1,345
2002	Bret Engemann	-20	1,334	1,314
2001	Brandon Doman*	456	3,542	3,998
2000	Charlie Peterson	-78	1,617	1,539
1999	Kevin Feterik	-77	3,554	3,477
1998	Kevin Feterik	-111	2,718	2,607
1997	Kevin Feterik	-156	1,767	1,611
1996	Steve Sarkisian	-44	4,027	3,983
1995	Steve Sarkisian	-167	3,437	3,270
1994	John Walsh	-239	3,712	3,473
1993	John Walsh	-307	3,727	3,420
1992	Ryan Hancock	-49	2,635	2,586
1991	Ty Detmer#	-30	4,031	4,001
1990	Ty Detmer*	-166	5,188	5,022
1989	Ty Detmer*	-127	4,560	4,433
1988	Sean Covey	-82	2,607	2,525
1987	Bob Jensen	84	1,833	1,917
1986	Steve Lindsley	-90	2,247	2,157
1985	Robbie Bosco*	-132	4,273	4,141
1984	Robbie Bosco#	57	3,857	3,932
1983	Steve Young#	444	3,902	4,346
1982	Steve Young*	407	3,100	3,507
1981	Jim McMahon#	-97	3,555	3,458
1980	Jim McMahon#	56	4,571	4,627
1979	Marc Wilson#	-140	3,720	3,580
1978	Marc Wilson	85	1,499	1,584
1977	Marc Wilson*	20	2,418	2,438
1976	Gifford Nielsen*	-273	3,192	2,919
1975	Gifford Nielsen	-144	1,471	1,327
1974	Gary Sheide	-165	2,174	2,009
1973	Gary Sheide	-7	2,350	2,343
1972	Van Valkenburg	1,386	32	1,418
1971	Van Valkenburg	601	83	684
1970	Rick Jones	-112	851	739
1969	Marc Lyons	-83	1,297	1,214
1968	Marc Lyons	-99	735	636
1967	Marc Lyons	137	1,313	1,450
1966	Virgil Carter#	363	2,182	2,545
1965	Virgil Carter*	474	1,789	2,263
1964	Virgil Carter	38	1,154	1,542
1963	Phil Brady	318	130	448
1962	Eldon Fortie*	1,149	814	1,963
1961	Eldon Fortie	422	469	891
1960	Bud Belnap	256	285	541
1959	LeGrand Young	423	0	423
1958	Weldon Jackson	698	0	698
1957	Weldon Jackson	605	0	605
1956	Carroll Johnston	39	986	1,025
1955	Phil Oyler	366	15	381
1954	Ron Bean	4	437	441
1953	LaVon Satterfield	114	568	682
1952	Reed Stolorworthy	436	0	436

## SCORING

YR.	PLAYER	TD	PAT	FG	PTS
2017	Rhett Almond	0	22	13	61
2016	Rhett Almond	0	39	17	90
2015	Trevor Samson	0	52	14	94
2014	Trevor Samson	0	62	12	98
2013	Justin Sorensen	0	45	21	108
2012	Jamaal Williams	13	0	0	78
2011	Justin Sorensen	0	48	15	93
2010	Mitch Payne	0	37	17	88
2009	Mitch Payne	0	59	10	89
2008	Harvey Unga	15	1	0	92
2007	Harvey Unga	17	0	0	102
2006	Jared McLaughlin*	0	58	14	100
2005	Curtis Brown	16	1	0	98



# YEARLY LEADERS

2004	Matt Payne	0	30	15	75
2003	Matt Payne	0	20	14	62
2002	Matt Payne	0	27	13	66
2001	Luke Staley#	28	1	0	170
2000	Owen Pochman	0	29	19	86
1999	Owen Pochman	0	36	18	90
1998	Owen Pochman	0	41	20	101
1997	Brian McKenzie	12	0	0	72
1996	Ethan Pochman	0	63	20	123
1995	Bill Hansen	0	33	10	63
1994	Jamal Willis	14	0	0	84
1993	Joe Herrick	0	46	10	76
1992	David Lauder	0	42	13	81
1991	Eric Drage	10	0	0	60
1990	Earl Kauffman	0	55	12	91
1989	Jason Chaffetz	0	53	10	83
1988	Matt Bellini	11	0	0	66
1987	Leonard Chitty	0	32	18	86
1986	Leonard Chitty	0	32	16	80
1985	Mark Bellini	14	0	0	84
1984	Lakei Heimuli	14	0	0	84
1984	Lee Johnson	0	43	13	74
1983	Lee Johnson*	0	52	11	85
1982	Kurt Gunther*	0	41	11	74
1981	W. Hamilton*	16	0	0	96
1980	Clay Brown*	15	0	0	90
1979	Brent Johnson*	0	52	10	82
1978	Bill Ring	11	0	0	66
1977	Dev Duke*	0	46	9	73
1976	Dave Taylor*	0	34	15	79
1975	Jeff Blanc	11	0	0	66
1974	Jeff Blanc*	10	0	0	60
1973	Dev Duke	0	29	8	53
1972	P. VanValkenburg	14	0	0	84
1971	P. VanValkenburg	8	0	0	48
1970	Joe Liljenquist	0	9	11	42
1969	Joe Liljenquist	0	21	7	42
1968	Dave Swanson	6	6	0	44
1967	Dennis Patera	0	29	11	62
1966	Virgil Carter	9	1	0	56
1965	Phil Odle*	11	0	0	66
1964	Virgil Carter	5	1	0	32
1963	Frank Baker	0	8	5	23
1962	Eldon Fortie*	14	4	0	86
1961	Paul Allen	9	4	0	58
1960	Jack Gifford	3	0	0	18
1959	Jack Gifford	5	2	0	32
1958	Nyle McFarlane	6	3	0	42
1957	Steve Campora	3	1	0	19
1956	Steve Campora	4	0	0	24
1955	LeGrand Young	3	1	0	19
1954	Phil Oyler	3	0	0	18
1953	Dick Felt	5	0	0	30
1952	Dick Felt	7	0	0	42

## PUNTING

YR.	PLAYER	NO	YARDS	AVG
2017	Jonny Linehan	59	2,531	42.9
2016	Jonny Linehan	57	2,420	42.5
2015	Jonny Linehan	62	2,649	42.7
2014	Scott Arellano	69	3,106	45.0
2013	Scott Arellano	80	3,279	41.0
2012	Riley Stephenson	59	2,681	45.4
2011	Riley Stephenson	47	1,985	42.2
2010	Riley Stephenson	52	2,182	42.0
2009	Riley Stephenson	42	1,733	41.3
2008	CJ Santiago	41	1,712	41.8
2007	CJ Santiago	62	2,459	39.7
2006	Derek McLaughlin	40	1,636	40.9
2005	Derek McLaughlin	48	1,922	40.0
2004	Matt Payne	62	2,808	45.3
2003	Matt Payne	78	3,433	44.0
2002	Matt Payne	51	2,429	47.6

2001	Aaron Edmonds	46	1,831	39.8
2000	Aaron Edmonds	67	2,924	43.6
1999	Jesse Sowards	51	2,227	43.7
1998	J.D. Hartsfield	65	2,622	40.3
1997	J.D. Hartsfield	65	2,685	41.3
1996	Alan Boardman	44	1,920	43.6
1995	Alan Boardman	47	1,934	41.2
1994	Alan Boardman	57	2,377	41.7
1993	Alan Boardman	56	2,405	43.0
1992	Brad Hunter	29	1,380	47.6
1991	Earl Kauffman	47	1,875	39.9
1990	Earl Kauffman*	42	1,818	43.3
1989	Earl Kauffman	44	1,848	42.0
1988	Pat Thompson*	49	2,195	44.8
1987	Pat Thompson*	71	3,077	43.3
1986	Pat Thompson	57	2,364	41.5
1985	Kevin Towle	53	2,185	41.2
1984	Lee Johnson	57	2,593	45.5
1983	Lee Johnson*	24	1,215	50.6
1982	Mike Mees*	40	1,825	45.6
1981	Mike Mees	57	2,330	40.9
1980	Clay Brown	39	1,555	39.9
1979	Clay Brown#	43	1,950	45.3
1978	Jim McMahon	41	1,600	39.0
1977	Jim McMahon	55	2,161	39.3
1976	David Lowry	64	2,462	38.5
1975	Mark Giles	43	1,707	39.7
1974	Mark Giles	60	2,165	36.1
1973	Mark Giles	58	2,248	39.4
1972	Doug Coon	66	2,500	37.9
1971	Joe Liljenquist	69	2,748	39.8
1970	Joe Liljenquist	37	1,489	40.3
1969	Rich Adams	83	3,239	39.0
1968	Rich Adams	81	3,273	40.9
1967	Rich Adams	37	1,530	41.4
1966	Ben Laverty	32	1,255	39.2
1965	Ben Laverty	52	2,008	38.6
1964	Barry Corchnoy	40	1,501	37.5
1963	Barry Corchnoy	55	2,159	39.3
1962	Bill Wright	41	1,498	36.5
1961	Bill Wright	46	1,862	40.5
1960	Ron Jacobson	34	1,382	39.0
1959	Gary Dunn*	39	1,748	44.8
1958	Gary Dunn	21	828	39.4
1957	Carroll Johnston	50	1,730	34.6
1956	Carroll Johnston	26	977	37.4
1955	D. Overstreet	15	543	36.2
1954	D. Overstreet	14	617	44.1
1953	Dick Felt	27	958	35.5
1952	Udell Westover	40	1,619	40.5

## TACKLES

YR.	PLAYER	TOTAL	UA	ASST	TFL
2017	Fred Warner	87	48	39	9.0
2016	Fred Warner	86	47	39	10.5
2015	Michael Wadsworth	79	51	28	2.5
2014	Skye PoVey	78	55	23	4.0
2013	Uani 'Unga	143	61	82	7.5
2012	Brandon Ogletree	102	50	52	13.5
2011	Brandon Ogletree	78	40	36	4.0
2010	Andrew Rich	110	63	47	7.5
2009	Andrew Rich	85	51	34	3.5
2008	Matt Bauman	108	50	58	8.5
2007	Kelly Poppinga	113	46	67	7.5
2006	Cameron Jensen	107	57	50	9.5
2005	Cameron Jensen	84	44	40	6
2004	Cameron Jensen	103	49	54	12
2003	Aaron Francisco	116	57	59	5.5
2002	Paul Walkenhorst	107	47	60	15
2001	Justin Ena	101	64	37	11
2000	Justin Ena	107	49	58	10
1999	Jared Lee	96	67	29	4
1998	Rob Morris	147	114	33	16

1997	Rob Morris	110	61	49	8.5
1996	Shay Muirbrook	97	60	37	8
1995	Eddie Sampson	105	43	62	1.5
1994	Shay Muirbrook	102	41	61	5
1993	Nathan Hall	72	30	42	4
1992	Shad Hansen	101	47	54	5
1991	Shad Hansen	193	63	130	4
1990	Rocky Biegel	99	26	73	1
1989	Bob Davis	137	38	99	2.5
1988	Bob Davis	148	80	68	4
1987	Troy Long	122	60	62	7
1986	J.C. VonColln	102	49	53	7
1985	Kurt Gouveia	98	57	41	7
1984	Cary Whittingham	147	51	96	0
1983	Marv Allen	118	39	79	1
1982	David Aupiu	119	61	58	0
1981	Kyle Whittingham	132	54	78	16
1980	Glen Redd	148	57	91	2
1979	Gary Kama	139	61	78	15
1978	Rod Wood	157	26	131	6
1977	Rod Wood	107	26	81	6

## INTERCEPTIONS

YR.	PLAYER	NO	YARDS	TD	LONG
2017	Zayne Anderson/Dayan Ghanwoloku	2	27/105	0	67
2016	Kai Nacua	6	62	0	20
2015	Kai Nacua	6	137	2	50
2014	PoVey, Fua, Nacua	2			
2013	Five players	2			
2012	Daniel Sorensen	3	27	0	26
2011	Travis Uale/Kyle Van Noy	3	10/79	0	10/43
2010	Andrew Rich	5	69	0	32
2009	Scott Johnson/Andrew Rich	4	57/91	0	56/52
2008	David Nixon	3	21	1	19
2007	Kehl/Hodgkiss/Gooch/Buchanan all with three				
2006	Justin Robinson	4	69	1	64
2005	Justin Luettgerodt	3	54	0	28
2004	Micah Alba	3	24	0	24
2003	Aaron Francisco	3	42	0	36
2002	K.Neilson/B. Heaney	3	50/6	0	50/5
2001	Jernaro Gifford	6	131	0	62
2000	Tyson Smith	4	57	0	27
1999	Jared Lee	4	88	0	60
1998	Jason Walker	6	46	0	24
1997	Ben Cook/Tyler Nelson	2	0	0	0
1996	Omarr Morgan	4	-4	0	0
1995	Eddie Sampson	5	31	0	27
1994	Patrick Mitchell	3	4	0	4
1993	Jack Damuni	3	7	0	7
1992	Derwin Gray	5	13	0	13
1991	Derwin Gray/Josh Arnold	3	33/0	1/0	23/2
1990	Derwin Gray	6	57	1	30
1989	Brian Mitchell	5	112	1	97
1988	Rodney Rice	6	103	1	70
1987	Rodney Rice/Troy Long	6	51/37	1/0	31/25
1986	Jeff Wilcox	7	110	0	27
1985	Rodney Thomas	5	51	0	51
1984	Mark Allen/Marv Allen	4	32/7	0/0	22/7
1983	Jon Young	6	35	0	22
1982	Walker/Holmoe/Peterson	3	3/10	0	6/8
1981	Dave McKee	4	57		
1980	Tom Holmoe	7	28		
1979	Schoepflin/Redd	5	69/53		
1978	Ron Velasco	3	30		
1977	Bob Prested	5	78		
1976	Tony Hernandez	6	79		
1974	Mike Russell	6	137		
1973	Mike Russell	6	112		
1972	Dave Atkinson	8	88		
1971	Dave Atkinson	9	120		93
1970	Dan Hansen*	8	108		
1969	Paul Sutorius	6	55		
1968	Larry Echohawk	5	52		

1967	Bobby Roberts	7	96
1966	*Bobby Roberts	7	87
1965	Bobby Roberts	4	33
1964	Kent Oborn	2	37
1963	(Five-way tie)	1	
1962	Gene Frantz*	9	133
1961	(Several)	1	
1960	Mike Brady	3	17
1959	(Five-way tie)	1	
1958	H. Ringwood/W. Startin	2	32/22
1957	Carroll Johnston	7	89

## SACKS

YR.	PLAYER	NO.
2017	Corbin Kaufusi	6
2016	Sae Tautu	6
2015	Bronson Kaufusi	11
2014	Bronson Kaufusi	7
2013	Van Noy, Kaufusi	4
2012	Kyle Van Noy	13
2011	Kyle Van Noy	7
2010	Vic So'oto	5
2009	Jan Jorgensen	6
2008	Jan Jorgensen	5
2007	Jan Jorgensen*	13.5
2006	Hala Paongo	5
2005	Justin Maddox	7
2004	Brady Poppinga	6
	Shaun Nua	6
2003	Brady Poppinga	6
2002	Brady Poppinga	8
2001	Ryan Denney	7
2000	Setema Gali	10
1999	Byron Frisch	8
1998	Rob Morris	6
1997	Byron Frisch	9
1996	Shay Muirbrook	9
1995	Matt Redden	6.5
1994	Randy Brock	8
1993	Randy Brock	4
1992	Randy Brock	10
1991	Scott Giles	8
1990	Alema Fitiseanu	11
1989	Chad Robinson	9
1988	Duane Johnson	5.5
1987	David Futrell	11
1986	Shawn Knight	16
1985	Jason Buck	11.5
1984	Ladd Akeo	8
1983	Jim Herrmann	16
1982	Brandon Flint	8
	Chuck Ehin	8
1981	Brandon Flint	13
1980	Glen Titensor	13
1979	Rob Buchanan	8
1978	Ross Varner	7
1977	Mat Mendenhall	11
1976	Mekeli Jeremiah	17
1975	Stan Varner	5
1974	Stan Varner	14

#Led Nation

\*Led Conference





(bowl statistics included in season and career statistics since 2002)

## TOTAL OFFENSE

### INDIVIDUAL TOTAL OFFENSE

#### Career

1.	14,655	Ty Detmer	1988-91
2.	11,569	Max Hall	2007-09
3.	11,059	John Beck	2003-06
4.	9,744	Taysom Hill	2012-16
5.	9,723	Jim McMahon	1977-78, 80-81

#### Top active player:

14.	5,082	Tanner Mangum	
-----	-------	---------------	--

#### Season

1.	5,022	Ty Detmer	1990
2.	4,627	Jim McMahon	1980
3.	4,433	Ty Detmer	1989
4.	4,346	Steve Young	1983
5.	4,282	Taysom Hill	2013

#### Game

1.	603	Ty Detmer	at San Diego St., 11/16/91	T, 52-52
2.	599	Virgil Carter	vs. UTEP, 11/5/66	W, 53-33
3.	597	John Walsh	at Utah State, 10/30/93	L, 58-56
4.	594	Ty Detmer	vs. Penn State, 12/29/89	L, 50-39
5.	582	Marc Wilson	vs. Utah, 11/5/77	W, 38-8

### TOTAL PLAYS

#### CAREER

1.	1,795	Ty Detmer	1988-91
----	-------	-----------	---------

#### Top active player:

842	Tanner Mangum	
-----	---------------	--

#### SEASON

1.	684	Taysom Hill	2013
----	-----	-------------	------

#### GAME

1.	79	Christian Stewart	vs. Nevada, 10/18/14	L, 42-35
2.	78	Taysom Hill	at Houston, 10/19/13	W, 47-46

## PASSING

### PASSING YARDS

#### Career

1.	15,031	Ty Detmer	1988-91
2.	11,365	Max Hall	2007-09
3.	11,021	John Beck	2003-06
4.	9,536	Jim McMahon	1977-78, 80-81
5.	8,400	Robbie Bosco	1983-85
6.	8,390	John Walsh	1991-94
7.	8,065	Kevin Feterik	1996-99
8.	7,733	Steve Young	1981-83
9.	7,637	Marc Wilson	1975-79
10.	7,464	Steve Sarkisian	1995-96

#### Top active player:

13.	5,158	Tanner Mangum	
-----	-------	---------------	--

#### Season (including all 3,000+ yard seasons)

1.	5,188	Ty Detmer	1990
2.	4,571	Jim McMahon	1980
3.	4,560	Ty Detmer	1989
4.	4,273	Robbie Bosco	1985

5.	4,031	Ty Detmer	1991
6.	4,027	Steve Sarkisian	1996
7.	3,957	Max Hall	2008
8.	3,902	Steve Young	1983
9.	3,885	John Beck	2006
10.	3,875	Robbie Bosco	1984
11.	3,848	Max Hall	2007
12.	3,727	John Walsh	1993
13.	3,720	Marc Wilson	1979
14.	3,712	John Walsh	1994
15.	3,709	John Beck	2005
16.	3,560	Max Hall	2009
17.	3,555	Jim McMahon	1981
18.	3,554	Kevin Feterik	1999
19.	3,542	Brandon Doman	2001
20.	3,437	Steve Sarkisian	1995
21.	3,377	Tanner Mangum	2015
22.	3,192	Gifford Nielsen	1976
23.	3,100	Steve Young	1982

#### Game

1.	619	John Walsh	at Utah St., 10/30/93	L, 58-56
2.	599	Ty Detmer	at SDSU., 11/16/91	T, 52-52
3.	585	Robbie Bosco	at New Mex., 10/19/85	W, 45-23
4.	576	Ty Detmer	vs. Penn St., 12/29/89	L, 50-39
5.	571	Marc Wilson	vs. Utah, 11/5/77	W, 38-8

### PASSING ATTEMPTS

#### Career

1.	1,530	Ty Detmer	1988-91
2.	1,418	John Beck	2003-06
3.	1,382	Max Hall	2007-09
4.	1,060	Jim McMahon	1977-78, 80-81
5.	1,004	Kevin Feterik	1996-99
6.	997	Robbie Bosco	1982-85
7.	976	John Walsh	1991-94
8.	937	Marc Wilson	1975-79
9.	908	Steve Young	1981-83
10.	789	Steve Sarkisian	1995-96

#### Top active player:

T12,736	Tanner Mangum	
---------	---------------	--

#### Season

1.	562	Ty Detmer	1990
2.	513	John Beck	2005
3.	511	Robbie Bosco	1985
4.	496	Max Hall	2007
5.	477	Max Hall	2008
6.	463	John Walsh	1994
7.	458	Robbie Bosco	1984
8.	452	Kevin Feterik	1999
9.	446	Tanner Mangum	2015
10.	445	Jim McMahon	1980

#### Game

1.	67	John Beck	vs. UNLV, 10/8/2004	L, 24-20
2.	65	Jim McMahon	at Colorado St., 11/7/81	W, 63-14
3.	63	Christian Stewart	vs. Nevada, 10/18/14	L, 42-35
4.	61	Sean Covey	vs. Virginia, 12/22/1987	L, 22-16
4.	61	Robbie Bosco	at New Mex., 10/19/85	W, 45-23

## PASSING COMPLETIONS

### Career

1.	958	Ty Detmer	1988-91
2.	903	Max Hall	2007-09
3.	885	John Beck	2003-06
4.	653	Jim McMahon	1977-78, 80-81
5.	638	Robbie Bosco	1983-85
6.	609	Kevin Feterik	1996-99
7.	592	Steve Young	1981-83
8.	588	John Walsh	1991-94
9.	535	Marc Wilson	1975-79
10.	528	Steve Sarkisian	1995-96

### Top active player:

12.	436	Tanner Mangum	
-----	-----	---------------	--

### Season

1.	361	Ty Detmer	1990
2.	338	Robbie Bosco	1985
3.	331	John Beck	2005
4.	330	Max Hall	2007
5.	306	Steve Young	1983
6.	298	Max Hall	2007
7.	289	John Beck	2006
8.	284	John Walsh	1994
9.	284	Jim McMahon	1980
10.	283	Robbie Bosco	1984

### Game

1.	44	Jim McMahon	at Colorado St., 11/7/81	W, 63-14
2.	42	Ty Detmer	vs. Penn St., 12/29/89	L, 50-39
		Robbie Bosco	at New Mex., 10/19/85	W, 45-23
4.	41	John Beck	vs. Boston Coll., 9/3/05	L, 20-3
5.	40	Jim McMahon	vs. North Tex. St., 11/8/80	W, 41-23

## PASSING TOUCHDOWNS

### Career

1.	121	Ty Detmer	1988-91
2.	94	Max Hall	2007-09
3.	84	Jim McMahon	1977-78, 80-81
4.	79	John Beck	2003-06
5.	66	John Walsh	1991-94
	66	Robbie Bosco	1983-85
7.	61	Marc Wilson	1975-79
8.	56	Steve Young	1981-83
9.	55	Gifford Nielsen	1974-77
10.	53	Kevin Feterik	1996-99
	53	Steve Sarkisian	1995-96

### Top active player:

17.	34	Tanner Mangum	
-----	----	---------------	--

### Season

1.	47	Jim McMahon	1980
2.	41	Ty Detmer	1990
3.	35	Max Hall	2008
	35	Ty Detmer	1991
5.	33	Steve Young	1983
	33	Robbie Bosco	1984
	33	Steve Sarkisian	1996
	33	Max Hall	2009
	33	Brandon Doman	2001
10.	32	John Beck	2006
	32	Ty Detmer	1989

### Game

1.	7	Max Hall	vs. UCLA, 9/13/08	W, 59-0
	7	Jim McMahon	at Colorado State, 11/7/81	W, 63-14
	7	Marc Wilson	at Colorado State, 10/15/77	W, 63-17
4.	6	Nine tied with six last player:		
		James Lark	at New Mexico St., 11/24/12	W, 50-14

## HIGHEST COMPLETION PERCENTAGE

### Career

#### Min. 500 attempts

1.	0.669	Steve Sarkisian	1995-96
2.	0.653	Max Hall	2007-09
3.	0.652	Steve Young	1981-83
4.	0.64	Robbie Bosco	1982-85
5.	0.626	Ty Detmer	1988-91
6.	0.624	John Beck	2003-06
7.	0.621	Brandon Doman	1998-01
8.	0.616	Jim McMahon	1977-78, 80-81
9.	0.607	Kevin Feterik	1996-99
10.	0.603	Gary Sheide	1973-74

### Season

#### Min. 300 attempts

1.	0.713	Steve Young	1983
2.	0.693	John Beck	2006
3.	0.692	Max Hall	2008
4.	0.688	Steve Sarkisian	1996
5.	0.672	Max Hall	2009
6.	0.661	Robbie Bosco	1985
7.	0.649	Steve Sarkisian	1995
8.	0.645	John Beck	2005
9.	0.643	Ty Detmer	1989
10.	0.643	Jim McMahon	1981

### Game

#### Min. 20 attempts

1.	91.2//31-34	Steve Sarkisian		
		at Fresno State, 11/25/95	W, 45-28	
2.	90.9//20-22	Max Hall		
		at Wyoming, 11/7/2009	W, 52-0	
3.	88.0//22-25	Steve Young		
		vs. Utah, 11/19/1983	W, 55-7	
4.	83.3//25-30	Max Hall		
		vs. San Diego State, 11/8/08	W, 41-12	
5.	82.6//19-23	Gifford Nielsen		
		vs. New Mexico, 10/8/77	W, 54-19	

## HIGHEST PASS EFFICIENCY RATING

### Career

#### Min. 400 attempts

1.	162.74	Ty Detmer	1988-91
2.	161.96	Steve Sarkisian	1995-96
3.	156.91	Jim McMahon	1977-78, 80-81
4.	152.03	Brandon Doman	1998-01
5.	151.08	Max Hall	2007-09
6.	149.82	Steve Young	1981-83
7.	149.39	Robbie Bosco	1982-85
8.	147.6	John Walsh	1991-94
9.	145.23	Gifford Nielsen	1974-77
10.	141.29	John Beck	2003-06



## Season

1.	176.87	Jim McMahon	1980
2.	175.64	Ty Detmer	1989
3.	173.56	Steve Sarkisian	1996
4.	169.05	John Beck	2006
5.	168.51	Ty Detmer	1991
6.	168.45	Steve Young	1983
7.	160.13	Max Hall	2009
8.	159.66	Brandon Doman	2001
9.	157.21	Max Hall	2008
10.	156.04	John Walsh	1993

## Game

## Min. 20 attempts

1.	278.51	Ty Detmer		
		vs. Utah, 11/18/89		W, 70-31
2.	270.04	Max Hall		
		at Wyoming, 11/7/09		W, 52-0
3.	257.25	Steve Young		
		vs. Utah 11/19/83		W, 55-7
4.	255.95	Marc Wilson		
		at Colorado State, 10/15/77		W, 63-17
5.	254.05	Gifford Nielsen		
		vs. New Mexico, 9/30/77		W, 54-19

**INTERCEPTIONS THROWN**

## Career

1.	65	Ty Detmer	1988-91
2.	46	Marc Wilson	1977-79
3.	43	Virgil Carter	1964-66
4.	40	Max Hall	2007-09
5.	36	Robbie Bosco	1983-85
6.	35	John Walsh	1991-1994
7.	34	Jim McMahon	1977-78, 80-81
	34	John Beck	2003-2006
9.	33	Steve Young	1981-1983
10.	31	Taysom Hill	2012-16
	31	Gary Sheide	1973-1974

## Season

1.	28	Ty Detmer	1990
2.	24	Robbie Bosco	1985
3.	19	Gifford Nielsen	1976
4.	19	Gary Sheide	1974
5.	18	Jim McMahon	1980
	18	Marc Wilson	1977
	18	Steve Young	1982
	18	Steve Lindsley	1986
9.	17	Rick Jones	1970
10.	16	Virgil Carter	1966

## Game

1.	7	Jim Eccles	vs. Utah, 10/9/48	L, 30-0
----	---	------------	-------------------	---------

**INTERCEPTION AVOIDANCE PCT.**

## Career

## Min. 500 attempts

1.	2.40%	John Beck	2003-06
2.	2.68%	Jake Heaps	2010-11
3.	2.69%	Kevin Feterik	1996-99

4.	2.78%	Brandon Doman	1998-01
5.	2.89%	Max Hall	2007-09
6.	2.96%	Taysom Hill	2012-16
7.	3.21%	Jim McMahon	1977-78, 80-81
8.	3.30%	Steve Sarkisian	1995-96
9.	3.41%	Sean Covey	1986-89
10.	3.59%	John Walsh	1991-94

## Season

## Min. 300 attempts

1.	1.7%	Jim McMahon	1981
2.	1.79%	Kevin Feterik	1998
3.	1.92%	John Beck	2006
4.	1.96%	Brandon Doman	2001
5.	2.24%	Tanner Mangum	2015
6.	2.331%	Steve Young	1983
	2.332%	John Beck	2004
8.	2.35%	Jake Heaps	2010
9.	2.40%	Robbie Bosco	1984
10.	2.42%	Max Hall	2007

**MOST CONSECUTIVE PASS ATTEMPTS****WITHOUT AN INTERCEPTION** (may span over multiple seasons)

1.	164	Charlie Peterson	2000
2.	154	Jim McMahon	1981
	154	John Beck	2005
4.	135	Brandon Doman	2001
5.	134	John Beck	2004-5

**TIMES SACKED**

## Career

1.	108	Ty Detmer	1988-91
2.	98	Kevin Feterik	1996-99
3.	93	John Walsh	1991-94
4.	82	Taysom Hill	2012-16
5.	81	John Beck	2003-06

## Season

1.	43	John Walsh	1993
2.	38	Steve Sarkesian	1995
3.	38	Kevin Feterik	1998
4.	37	Ty Detmer	1989
	37	Kevin Feterik	1999
	37	Taysom Hill	2013

## Game

1.	10	Ty Detmer	at Hawaii, 9/28/89	L, 56-14
		John Walsh	at UCLA, 9/9/93	L, 68-14

**Top active player:**

33	Tanner Mangum
----	---------------

**500-YARD PASSING GAMES**

## Career

1.	5	Ty Detmer	1988-91
2.	2	Robbie Bosco	1983-85
	2	Jim McMahon	1977-78, 80-81
4.	1	Six players tied with 1	

#### Season

1.	2	Ty Detmer	1990
2		Ty Detmer	1989
2		Robbie Bosco	1985
2		Jim McMahon	1981
5.	1	Six players tied with 1	

#### 400-YARD PASSING GAMES

##### Career

1.	14	Ty Detmer	1988-91
2.	9	Jim McMahon	1977-78, 80-81
3.	5	John Walsh	1991-94
4.	4	Robbie Bosco	1983-85
5.	3	Four players tied with 3	

##### Season

1.	8	Ty Detmer	1990
2.	6	Jim McMahon	1980
3.	5	Ty Detmer	1989
4.	4	John Walsh	1993
5.	3	Robbie Bosco	1985
	3	Jim McMahon	1981

#### 300-YARD PASSING GAMES

##### Career

1.	36	Ty Detmer	1988-91
2.	20	Max Hall	2007-09
3.	19	John Walsh	1991-94
	19	Jim McMahon	1977-78, 80-81
5.	17	John Beck	2003-06

##### Top Active Player:

5	Tanner Mangum
---	---------------

##### Season

1.	13	Ty Detmer	1989
2.	12	Ty Detmer	1990
	12	Jim McMahon	1980
4.	10	Ty Detmer	1991
	10	Marc Wilson	1979

#### LONGEST PASS PLAY

1.	97 yards	T. Detmer to E. Drage	
		vs. Utah 11/23/91	W, 48-17
2.	93 yards	J. Walsh to T. Anderson	
		vs. Utah State 10/30/93	L, 58-56
3.	89 yards	R. Bosco to K. Smith	
		at New Mexico	W, 45-23
4.	87 yards	S. Sarkisian to D. Johnson	
		vs. Rice 11/9/1996	W, 49-0
5.	84 yards	T. Mangum to M. Juergens	
		vs. Boise State, 9/12/15	W, 35-24

#### QB/WR TOUCHDOWN COMBOS

##### Career

1.	22	Max Hall/Austin Collie
2.	19	Max Hall/Dennis Pitta
3.	18	Jim McMahon/Clay Brown
4.	17	Robbie Bosco/Mark Bellini
5.	16	John Beck/Jonny Harline

## RECEIVING

#### RECEIVING YARDS

##### Career

1.	3,612	Cody Hoffman	2010-13
2.	3,255	Austin Collie	2004, 07-08
3.	3,065	Eric Drage	1990-93
4.	2,901	Dennis Pitta	2004, 07-09
5.	2,841	Margin Hooks	1997-00
6.	2,635	Matt Bellini	1987-90
7.	2,548	Phil Odle	1965-67
8.	2,484	Gordon Hudson	1981-83
9.	2,429	Mark Bellini	1982-86
10.	2,367	Chris Smith	1987-90

##### Top active player:

117.	520	Matt Bushman
------	-----	--------------

##### Season (including all 1000+ yard seasons)

1.	1,538	Austin Collie	2008
2.	1,248	Cody Hoffman	2012
3.	1,241	Andy Boyce	1990
4.	1,211	Reno Mahe	2001
5.	1,181	Jay Miller	1973
6.	1,156	Chris Smith	1990
7.	1,093	Eric Drage	1992
8.	1,090	Chris Smith	1989
9.	1,083	Dennis Pitta	2008
10.	1,067	Margin Hooks	1999
11.	1,042	Todd Watkins	2004
12.	1,039	Chuck Cutler	1988
13.	1,023	David Mills	1984
14.	1,018	Eric Drage	1991
15.	1,009	Clay Brown	1980
16.	1,008	Mark Bellini	1985

##### Game

1.	263	Jay Miller	vs. New Mex., 11/3/73	W, 56-21
2.	259	Gordon Hudson	vs. Utah, 11/21/81	W, 56-28
3.	242	Phil Odle	vs. UTEP, 11/5/66	W, 53-33
4.	241	Glen Kozlowski	vs. Boston Coll., 8/9/85	W, 28-14
5.	235	Andy Boyce	vs. New Mex., 10/27/90	W, 55-31

#### RECEIVING YARDS BY A TIGHT END

##### Career

1.	2,901	Dennis Pitta	2004, 07-09
2.	2,484	Gordon Hudson	1980-83
3.	2,367	Chris Smith	1988-90
4.	1,763	Itula Mili	1994-96
5.	1,742	Jonny Harline	2004-06
6.	1,691	Clay Brown	1977-80
7.	1,376	Chad Lewis	1993-96
8.	1,244	Darren Handley	1986-88
9.	1,231	Trevor Molini	1985-86
10.	1,209	Byron Rex	1990-92

##### Season

1.	1,156	Chris Smith	1990
2.	1,090	Chris Smith	1989
3.	1,083	Dennis Pitta	2008
4.	1,023	David Mills	1984
5.	1,009	Clay Brown	1980



## RECEPTIONS

### Career

1.	260	Cody Hoffman	2010-13
2.	221	Dennis Pitta	2004, 07-09
3.	215	Austin Collie	2004, 07-08
4.	204	Matt Bellini	1987-90
5.	189	Margin Hooks	1997-00
6.	183	Phil Odle	1965-67
7.	178	Gordon Hudson	1981-83
8.	166	Reno (Junior) Mahe	1998, 01-02
9.	162	Eric Drage	1990-93
10.	157	Curtis Brown	2002, 04-06

### Top active player:

103.	49	Matt Bushman
------	----	--------------

### Season

1.	106	Austin Collie	2008
2.	100	Cody Hoffman	2012
	100	Jay Miller	1973
4.	91	Reno Mahe	2001
5.	83	Dennis Pitta	2008
6.	79	Andy Boyce	1990
7.	77	Phil Odle	1967
8.	73	Mitch Mathews	2014
9.	68	Chris Smith	1990
10.	67	Gordon Hudson	1981
	67	Gordon Hudson	1982

### Game

1.	22	Jay Miller	at New Mexico, 11/3/73	W, 21-7
2.	16	Mitch Mathews	vs. Nevada, 10/18/14	L, 42-35
3.	14	Reno Mahe	at Hawaii, 12/8/01	L, 72-45
	14	Phil Odle	vs. UTEP, 11/5/66	W, 53-33
5.	13	Three tied with 13		

## RECEPTIONS BY A TIGHT END

### Career

1.	221	Dennis Pitta	2004, 07-09
2.	178	Gordon Hudson	1981-83
3.	137	Chris Smith	1987-1990
4.	125	Itula Mili	1991, 94-96
5.	121	Jonny Harline	2005-06

### Season

1.	83	Dennis Pitta	2008
2.	68	Chris Smith	1990
3.	67	Gordon Hudson	1982
	67	Gordon Hudson	1981
5.	63	Jonny Harline	2005
	63	Trevor Molini	1990
7.	62	Dennis Pitta	2009
8.	60	Chris Smith	1989
	60	David Mills	1984
10.	59	Dennis Pitta	2007

## RECEIVING TOUCHDOWNS

### Career

1.	33	Cody Hoffman	2010-13
2.	30	Austin Collie	2004, 07-08
3.	29	Eric Drage	1990-93
4.	25	Phil Odle	1965-67

5.	24	Mitch Mathews	2012-15
6.	23	Mark Bellini	1982-86
	23	Glen Kozlowski	1981, 83-85
8.	22	Gordon Hudson	1981-83
9.	21	Dennis Pitta	2004, 07-09
	21	Mike Chronister	1976-78

### Top active player:

118.	3	Three tied with 3
------	---	-------------------

### Season

1.	15	Austin Collie	2008
	15	Clay Brown	1980
3.	14	Mark Bellini	1985
4.	13	Andy Boyce	1990
5.	12	Jonny Harline	2006
	12	Eric Drage	1992
7.	11	Cody Hoffman	2012
	11	Glen Kozlowski	1984
	11	Mitch Mathews	2015
	11	Kirk Pendleton	1983
	11	Phil Odle	1965
	11	Mike Chronister	1977

### Game

1.	5	Cody Hoffman	at New Mexico State, 11/24/12	W, 50-14
2.	4	Luke Ashworth	at Colorado State, 11/13/10	W, 49-10
	4	Kirk Pendleton	vs. New Mexico, 10/15/83	W, 66-21
	4	John VanderWouden	vs. Colorado State, 9/18/76	W, 42-18
5.	3	Thirteen players tied with 3		

## 100-YARD RECEIVING GAMES

### Career

1.	18	Cody Hoffman	2010-13
2.	17	Austin Collie	2004, 07-08
3.	12	Eric Drage	1990-93
4.	11	Chris Smith	1988-90
5.	10	Three players tied with 10	

### Season

1.	11	Austin Collie	2008
2.	8	Cody Hoffman	2012
3.	7	Margin Hooks	1999
4.	6	Three players tied with 6	

## INDIVIDUAL RUSHING

### RUSHING YARDS

### Career

1.	3,901	Jamaal Williams	2012-16
2.	3,455	Harvey Unga	2006-09
3.	3,221	Curtis Brown	2002, 04-06
4.	2,970	Jamal Willis	1991-94
5.	2,815	Taysom Hill	2012-16
6.	2,710	Lakei Heimuli	1983-86
7.	2,663	Jeff Blanc	1973-75
8.	2,493	Luke Staley	1999-02
9.	2,392	Pete Van Valkenburg	1969-72
10.	2,376	John Ogden	1964-66

### Top active player

35.	1,026	Squally Canada
-----	-------	----------------



# Season

1.	1,582	Luke Staley	2001
2.	1,386	Pete Van Valkenburg	1972
3.	1,375	Jamaal Williams	2016
4.	1,344	Taysom Hill	2013
5.	1,307	Ronney Jenkins	1998
6.	1,233	Jamaal Williams	2013
7.	1,227	Harvey Unga	2007
8.	1,132	Harvey Unga	2008
9.	1,123	Curtis Brown	2005
10.	1,087	Harvey Unga	2009
11.	1,042	Jamal Willis	1994
12.	1,039	Eldon Fortie	1962
13.	1,010	Curtis Brown	2006
14.	1,004	Jamal Willis	1992
		Brian McKenzie	1997

# Game

1.	286	Jamaal Williams		
		vs. Toledo 10/30/16		W, 55-53
2.	272	Eldon Fortie		
		vs. George Wash. 9/29/62		L, 13-12
3.	259	Taysom Hill		
		vs. Texas, 9/7/13		W, 40-21
4.	250	Ronney Jenkins		
		vs. San Jose State 10/24/1998		W, 46-43
5.	247	Pete Van Valkenburg		
		at Long Beach St., 10/7/72		W, 38-27

# RUSHING ATTEMPTS

# Career

1.	726	Jamaal Williams	2012-16
2.	696	Harvey Unga	2006-09
3.	641	Curtis Brown	2002, 04-06
4.	625	Jeff Blanc	1973-75
5.	605	Lakei Heimuli	1983-86
6.	584	Jamal Willis	1991-94
7.	535	John Ogden	1964-66
8.	534	Taysom Hill	2012-16
9.	456	Pete Van Valkenburg	1969-72
10.	419	Luke Staley	1999-02

# Top active player

44.	195	Squally Canada
-----	-----	----------------

# Season

1.	252	Ronney Jenkins	1998
2.	246	Taysom Hill	2013
3.	244	Harvey Unga	2007
4.	240	Harvey Unga	2008
5.	234	Jamaal Williams	2016
6.	232	Pete Van Valkenburg	1972
7.	230	Lakei Heimuli	1986
8.	218	Brian McKenzie	1997
9.	217	Jamaal Williams	2013
10.	216	Jeff Blanc	1975

# Game

1.	37	Pete Van Valkenburg	at Utah 11/18/72	W, 16-7
2.	36	Jeff Blanc	vs. Wyoming, 10/9/76	L, 34-29
		36 Pete Van Valkenburg	vs. Utah State, 10/24/70	W, 27-20
4.	35	Pete Van Valkenburg	at New Mexico, 11/25/72	W, 21-7
5.	34	Three tied with 34		

# MOST RUSHING TOUCHDOWNS

# Career

1.	41	Luke Staley	1999-01
2.	36	Harvey Unga	2006-09
3.	35	Jamaal Williams	2012-16
4.	35	Jamal Willis	1991-94
5.	32	Taysom Hill	2012-16
6.	31	Curtis Brown	2002, 04-06
7.	30	Lakei Heimuli	1983-86
8.	29	Waymon Hamilton	1980-83
9.	24	Pete Van Valkenburg	1969-1972
	24	Ronney Jenkins	1996-1998

# Top active players

45.	8	Squally Canada
-----	---	----------------

# Season

1.	24	Luke Staley	2001
2.	14	Curtis Brown	2005
	14	Lakei Heimuli	1985
	14	Waymon Hamilton	1981
	14	Eldon Fortie	1962
6.	13	Harvey Unga	2007
	13	Ronney Jenkins	1972
8.	12	Jamaal Williams	2016
	12	Pete Van Valkenburg	1972
	12	Jamal Willis	1994
	12	Brian McKenzie	1997
	12	Jamaal Williams	2012

# Game

1.	5	Jamaal Williams	vs. Toledo, 9/30/16	W 55-53
	5	Luke Staley	vs. Colorado State, 11/1/01	W, 56-34
	5	Eric Lane	at Utah State, 10/13/79	W, 48-24
4.	4	Ronney Jenkins	vs. San Jose St., 10/24/1998	W, 46-43
	4	John Ogden	vs. Western Mich., 11/14/64	W, 43-8
	4	Dick Felt	at San Jose St., 11/8/52	L, 44-27

# 100-YARD RUSHING GAMES

# Career

1.	16	Jamaal Williams	2012-16
2.	15	Harvey Unga	2006-09
	15	Curtis Brown	2002, 04-06
3.	10	Luke Staley	1999-01
	10	Jamal Willis	1991-94
	10	John Ogden	1964-66

# Top active player

2	KJ Hall, Squally Canada
---	-------------------------

# Season

1.	9	Luke Staley	2001
2.	7	Harvey Unga	2007
3.	6	Five players tied with 6	



## MOST YARDS PER CARRY

### Career

Min. 250 att (Att.-Yds)		
1. 5.95	Luke Staley	1999-2002 (419-2493)
2. 5.52	Peter Tuipulotu	1987-1991 (277-1528)
3. 5.37	Jamaal Williams	2012-2016 (726-3901)
4. 5.37	Ronney Jenkins	1996-1998 (380-2040)
5. 5.27	Taysom Hill	2012-2016 (534-2815)
6. 5.25	Pete Van Valkenburg	1969-1972 (456-2392)
7. 5.22	Kalin Hall	1992-1993 (251-1309)
8. 5.16	Jamal Willis	1991-1994 (576-2970)
9. 5.11	JJ Di Luigi	2008-2011 (352-1797)
10.5.08	Brian McKenzie	1996-1997 (385-1954)

### Season

Min. 100 att (Att-Yds)		
1. 8.03	Luke Staley	2001 (197-1582)
2. 6.91	Weldon Jackson	1958 (101-698)
3. 6.26	Casey Tiumalu	1983 (134-839)
4. 6.05	Casey Tiumalu	1982 (110-665)
5. 5.97	Pete Van Valkenburg	1972 (232-1386)
6. 5.92	Squally Canada	2017 (120-710)
7. 5.88	Jamaal Williams	2016 (234-1375)
8. 5.77	Eldon Fortie	1962 (199-1149)
9. 5.73	Ronney Jenkins	1996 (128-733)
10.5.69	Brian McKenzie	1996 (167-950)

## LONGEST RUN FROM SCRIMMAGE

95	Reynaldo Brathwaite	vs. SDSU, 10/4/03	W, 44-36
93	Weldon Jackson	vs. Fresno St., 9/20/1958	W, 29-7

## LONGEST SCORING RUN

95	Reynaldo Brathwaite	vs. SDSU, 10/4/03	W, 44-36
93	Weldon Jackson	vs. Fresno St., 9/20/1958	W, 29-7

## CONSECUTIVE 1,000 YARD RUSHING SEASONS

3	Harvey Unga	2006-09
---	-------------	---------

# SCORING

## MOST POINTS SCORED

### Career

1. 334	Mitch Payne	2007-10
2. 333	Owen Pochman	1997-00
3. 312	Matt Payne	2001-04
4. 290	Luke Staley	1999-01
5. 272	Harvey Unga	2006-09
<b>Top active player:</b>		
151	Rhett Almond	

### Season

1. 170	Luke Staley	2001
2. 123	Ethan Pochman	1996
3. 109	Matt Payne	2001
4. 108	Justin Sorensen	2013
5. 102	Harvey Unga	2007

### Game

1. 30	Jamaal Williams	vs. Toledo, 9/30/16	W, 55-53
30	Cody Hoffman	at New Mexico St., 11/24/12	W, 50-14

30	Luke Staley	vs. Colorado St., 11/1/01	W, 56-34
30	Luke Staley	vs. Utah St., 10/5/01	W, 54-34
30	Ronney Jenkins	vs. San Jose St., 10/24/1998	W, 46-43
30	Eric Lane	at Utah St., 10/13/79	W, 48-24

## MOST TOTAL TOUCHDOWNS

### Career

1. 48	Luke Staley	41 run, 7 rec	1999-2001
2. 45	Harvey Unga	36 run, 9 rec	2006-09
3. 40	Jamal Willis	35 run, 5 rec	1991-94
4. 36	Jamaal Williams	35 run, 1 rec	2012-16
36	Curtis Brown	31 run, 5 rec	2002, 04-06

### Top active player:

8	Squally Canada	8 rushing
---	----------------	-----------

### Season

1. 28	Luke Staley	24 run, 4 rec	2001
2. 17	Harvey Unga	13 run 4 rec	2007
3. 16	Curtis Brown	14 run, 2 rec	2005
16	Waymon Hamilton	14 run, 2 rec	1981
5. 15	Five players tied with 5		

### Game

1. 5	Jamaal Williams	vs. Toledo 9/30/16	W 55-53
5	Cody Hoffman	at New Mexico St. 11/24/12	W, 50-14
5	Luke Staley	vs. Colorado St., 11/1/01	W, 56-34
5	Luke Staley	vs. Utah St., 10/5/01	W, 54-34
5	Ronney Jenkins	vs. San Jose St., 10/24/1998	W, 46-43
5	Eric Lane	at Utah St., 10/13/79	W, 48-24

## MOST TOUCHDOWNS RESPONSIBLE FOR

### Career

1. 135	Ty Detmer	1988-91
2. 101	Max Hall	2007-09
3. 94	Jim McMahon	1977-81
4. 88	John Beck	2003-06
5. 75	Taysom Hill	2012-16

### Top active player:

37	Tanner Mangum
----	---------------

### Season

1. 53	Jim McMahon	1980
-------	-------------	------

### Game

8	Jim McMahon	vs. Utah State, 10/18/80	W, 70-46
	Marc Wilson	at Colorado State, 10/15/77	W, 63-17

## MOST POINTS KICKING

### Career

1. 334	Mitch Payne	2007-10
2. 333	Owen Pochman	1997-00
3. 312	Matt Payne	2001-04
4. 251	Justin Sorensen	2008, 11-13
5. 243	Kurt Gunther	1980-82
6. 243	Trevor Samson	2013-15
7. 192	Jared McLaughlin	2005-06
8. 188	Lee Johnson	1980-84
9. 169	Leonard Chitty	1986-87
10. 166	Earl Kauffman	1988-91

### Season

1. 123	Ethan Pochman	1996
2. 109	Matt Payne	2001
3. 108	Justin Sorensen	2013

4.	101	Owen Pochman	1998
5.	100	Jared McLaughlin	2006
6.	98	Trevor Samson	2014
7.	94	Trevor Samson	2015
8.	93	Justin Sorensen	2011
9.	91	Earl Kauffman	1990
10.	90	Rhett Almond	2016
	90	Owen Pochman	1999

#### Game

1. 17 Owen Pochman vs. UNLV, 10/23/99 W, 29-0
2. 16 Joe Liljenquist vs. Colorado St., 9/20/69 W, 22-20

## SPECIAL TEAMS

### FIELD GOALS MADE

#### Career

1.	66	Owen Pochman	1997-00
2.	54	Matt Payne	2001-04
3.	47	Mitch Payne	2007-10
4.	43	Justin Sorensen	2008, 11-13
5.	34	Leonard Chitty	1986-87
6.	30	Rhett Almond*	2012, 15-present
7.	28	Jared McLaughlin	2005-06
8.	27	Kurt Gunther	1980-82
9.	26	Trevor Samson	2013-15
10.	25	David Lauder	1992, 94

\*Top Active Player

#### Season

1.	21	Justin Sorensen	2013
2.	20	Owen Pochman	1998
	20	Ethan Pochman	1996
4.	19	Owen Pochman	2000
5.	18	Owen Pochman	1999
	18	Leonard Chitty	1987
7.	17	Rhett Almond	2016
	17	Mitch Payne	2010
9.	16	Leonard Chitty	1986
10.	15	Justin Sorensen	2011
	15	Dave Taylor	1976
	15	Matt Payne	2004

#### Game

1. 5 Owen Pochman at UNLV, 10/23/99 W, 29-0
- 5 Joe Liljenquist vs. Colorado St., 9/20/69 W, 22-20
3. 4 Six players tied with 4

### FIELD GOALS ATTEMPTED

#### Career

1.	91	Owen Pochman	1997-00
2.	73	Matt Payne	2001-04
3.	66	Justin Sorensen	2008, 11-13
4.	63	Mitch Payne	2007-10
5.	49	Joe Liljenquist	1969-71
6.	48	Dev Duke	1973-77
7.	47	Kurt Gunther	1980-82
	47	Leonard Chitty	1986-87
9.	40	Rhett Almond*	2012, 2015-present
	40	Lee Johnson	1980-84
	40	Dave Taylor	1975-80

\*Top Active Player

#### Season

1.	29	Dave Taylor	1976
2.	28	Ethan Pochman	1996
3.	27	Owen Pochman	1998
4.	26	Justin Sorensen	2013
	26	Leonard Chitty	1987
6.	25	Owen Pochman	1999
	25	Justin Sorensen	2011
8.	24	Owen Pochman	2000
9.	23	Lee Johnson	1983
10.	22	Matt Payne	2004
	22	Dev Duke	1973

#### Game

1. 6 Joe Liljenquest vs. Colorado State, 9/20/69 W, 22-20

### FIELD GOAL PERCENTAGE

Minimum 2 seasons played

#### Career

1.	83.9	Trevor Samson	2013-15
2.	75.7	Jared McLaughlin	2005-06
3.	75.0	Rhett Almond	2012, 2015-present
4.	74.6	Mitch Payne	2007-10
5.	74.0	Matt Payne	2001-04
6.	72.5	Owen Pochman	1997-00
7.	72.3	Leonard Chitty	1986-87
8.	71.4	Ethan Pochman	1996
9.	65.8	David Lauder	1992, 94
10.	65.2	Justin Sorensen	2008, 11-13

#### Season

1.	85.7	Trevor Samson	2014
2.	82.4	Trevor Samson	2015
3.	81.3	Matt Payne	2002
4.	81.0	Rhett Almond	2016
	81.0	Mitch Payne	2010
6.	80.7	Justin Sorensen	2013
7.	80.0	Earl Kauffman	1990
8.	79.2	Owen Pochman	2000
9.	77.8	Jared McLaughlin	2006
	77.8	Matt Payne	2003

#### Game

- 100% Owen Pochman 5 of 5 at UNLV, 10/23/99 W, 29-0

### PATs MADE

#### Career

1.	193	Mitch Payne	2007-10
2.	162	Kurt Gunther	1980-82
3.	150	Matt Payne	2001-04
4.	135	Owen Pochman	1997-2000
5.	122	Justin Sorensen	2008, 11-13
6.	114	Trevor Samson	2013-15
7.	104	Jared McLaughlin	2005-06
8.	97	Lee Johnson	1980-84
9.	96	Earl Kauffman	1988-91
10.	94	Dev Duke	1973-77

#### Season

1.	73	Matt Payne	2001
2.	64	Kurt Gunther	1980



3.	63	Ethan Pochman	1996
4.	62	Trevor Samson	2014
5.	59	Mitch Payne	2009
6.	58	Jared McLaughlin	2006
7.	57	Kurt Gunther	1981
8.	55	Earl Kauffman	1990
9.	54	Mitch Payne	2008
10.	53	Jason Chaffetz	1989

#### Game

1.	10	Matt Payne	vs. Tulane, 8/25/01	W, 70-35
	10	Jason Chaffetz	vs. Utah, 11/18/89	W, 70-31
	10	Trevor Samson	vs. Wagner, 10/24/15	W, 70-6
4.	9	Six players with 9		

### **PATs ATTEMPTED**

#### Career

1.	201	Mitch Payne	2007-10
2.	179	Kurt Gunther	1980-82
3.	157	Matt Payne	2001-04
4.	139	Owen Pochman	1997-00
5.	125	Justin Sorensen	2008, 11-13
6.	118	Trevor Samson	2013-15
7.	113	Dev Duke	1973-77
8.	94	Jason Chaffetz	1986-89
9.	90	Brent Johnson	1976-79
10.	82	David Lauder	1992, 94

#### Season

1.	76	Matt Payne	2001
2.	71	Kurt Gunther	1980
3.	65	Ethan Pochman	1996
4.	63	Trevor Samson	2014
	63	Kurt Gunther	1981
6.	62	Jared McLaughlin	2006
7.	61	Mitch Payne	2009
8.	59	Earl Kauffman	1990
9.	56	Mitch Payne	2008
	56	Jason Chaffetz	1989
	56	Brent Johnson	1979

#### Game

10	Three players
----	---------------

### **PAT PERCENTAGE**

#### Career - Minimum of Two Seasons Played

1.	97.6	Justin Sorensen	2008, 11-13
2.	97.56	David Lauder	1992, 1994
3.	97.10	Owen Pochman	1997-00
4.	96.83	Rhett Almond*	2012, 2015-present
5.	96.6	Trevor Samson	2014-15
6.	96.0	Mitch Payne	2007-10
7.	95.54	Matt Payne	2001-04
8.	95.52	Leonard Chitty	1986-87
9.	94.68	Jason Chaffetz	1986-89
10.	94.55	Jared McLaughlin	2005-06

\*Top Active Player

#### Season

1.	100%	Four players
----	------	--------------

### **CONSECUTIVE PATS MADE**

#### Career

1.	70	Justin Sorensen 2007-10
----	----	-------------------------

#### Season

1.	61	Ethan Pochman 1996
----	----	--------------------

#### Game

1.	10	Matt Payne	vs. Tulsa, 8/25/01	W, 70-35
	10	Jason Chaffetz	vs. Utah, 11/18/89	W, 70-31
	10	Trevor Samson	vs. Wagner, 10/24/15	W, 70-6

### **LONGEST KICKS**

#### LONGEST FIELD GOAL MADE

1.	56	Owen Pochman	vs. New Mexico, 11/18/00	W, 37-13
2.	53	Matt Payne	at Air Force, 10/23/04	W, 41-24
	53	Matt Payne	vs. Notre Dame, 9/4/04	W, 20-17
	53	Matt Payne	at USC, 9/6/03	L, 35-18
	53	Jared McLaughlin	at Air Force, 10/28/06	W, 33-14
	53	Dennis Patera	at Utah State, 11/4/67	L, 30-9
3.	52	Matt Payne	at Colorado State, 10/2/04	W, 31-21
	52	Matt Payne	at USC, 9/6/03	L, 35-18
	52	Matt Payne	vs. New Mexico, 11/16/02	L, 20-16
	52	Brent Johnson	at Utah, 11/18/78	L, 23-22

#### LONGEST PUNT

1.	81	Scott Arellano	at Middle Tennessee, 11/1/14	W, 27-7
2.	80	Lee Johnson	at Wyoming, 10/8/83	W, 41-10
3.	79	Matt Payne	vs. USC, 9/18/04	L, 42-10
	79	Ben Lavery	vs. Pacific, 11/26/66	W, 38-0
5.	78	Bill Wright	at Wyoming, 10/21/61	L, 36-8
6.	77	Jonny Linehan	at Nebraska, 9/5/15	W, 33-28
7.	76	Matt Payne	vs. San Diego St., 11/2/02	W, 34-10
8.	75	CJ Santiago	at New Mexico, 9/29/07	W, 31-24
	75	Joe Liljenquist	at Colorado State 11/7/70	L, 26-9
10.	74	JD Hartsfield	vs. UNLV, 10/10/98	W, 38-14
	74	Earl Kauffman	vs. Wyoming, 10/7/89	W, 36-20

### **MOST PUNTS**

#### Career

1.	204	Alan Boardman	1993-96
2.	201	Richard Adams	1967-69
3.	198	Riley Stephenson	2009-12
4.	192	Matt Payne	2001-04
5.	180	Patrick Thompson	1985-88
6.	178	Jonny Linehan	2015-17
7.	161	Mark Giles	1973-75
8.	149	Scott Arellano	2013-14
9.	133	Earl Kauffman	1988-91
10.	130	J.D. Hartsfield	1997-98

#### Season

1.	83	Richard Adams	1969
2.	81	Richard Adams	1968
3.	80	Scott Arellano	2013
4.	78	Matt Payne	2003
5.	72	Patrick Thompson	1987
6.	69	Scott Arellano	2014
7.	67	Aaron Edmonds	2000
8.	66	Doug Coon	1972
9.	65	J.D. Hartsfield	1997
	65	J.D. Hartsfield	1998

## Game

1. 15 Rich Adams at Iowa State, 9/27/1969 L, 10-0
2. 13 Dave Coon vs. Arizona St., 10/21/1972 L, 49-17
3. 12 Pat Thompson at SDSU, 11/29/1986 L, 10-3
- 12 Rich Adams vs. Wyoming, 10/12/1968 L, 20-17
- 12 Rich Adams at Wyoming, 10/12/1967 L, 26-10
- 12 Ben Laverty at Oregon, 10/2/1965 L, 27-14

## BEST PUNTING AVERAGE

### Career-Minimum of 80 punts

1. 46.9 Lee Johnson 1980-84
2. 45.4 Matt Payne 2001-04
3. 43.4 Jesse Sowards 1997-99
4. 43.3 Riley Stephenson 2009-12
5. 42.9 Gary Dunn 1958-59
6. 42.87 Patrick Thompson 1985-88
7. 42.85 Scott Arellano 2013-14
8. 42.7 Jonny Linehan 2015-17
9. 42.3 Alan Boardman 1993-96
10. 42.0 Mike Mees 1979-82

### Season-Minimum of 40 punts

1. 50.63 Lee Johnson 1983
2. 47.59 Matt Payne 2002
3. 47.04 Riley Stephenson 2012
4. 45.63 Mike Mees 1982
5. 45.49 Lee Johnson 1984
6. 45.35 Clay Brown 1979
7. 45.29 Matt Payne 2004
8. 45.01 Scott Arellano 2014
9. 44.82 Gary Dunn 1959
10. 44.80 Patrick Thompson 1988

## RETURNS

### MOST YARDS ON PUNT RETURNS

#### Career

1. 1,312 Vai Sikahema 1980, 83-85
2. 1,230 John Betham 1972-74
3. 1,079 Chris Farasopoulos 1968-70
4. 1,003 Kent Oborn 1964-66
5. 856 JD Falslev 2010-13
6. 790 James Dye 1995-1996
7. 699 Mike O'Brien 1985-1988
8. 628 Golden Richards 1970-1971
9. 520 Dave Francis 1978-1980
10. 494 Mike Rigell 1998, 2000-2001

#### Top active player:

25. 224 Michael Shelton

#### Season

1. 624 Golden Richards 1971
2. 554 John Betham 1973
3. 514 Chris Farasopoulos 1969
4. 472 Vai Sikahema 1984
5. 441 Vai Sikahema 1985
6. 438 James Dye 1995
7. 418 Mike O'Brien 1986
8. 393 Kent Oborn 1966

9. 379 John Betham 1974

10. 377 Vai Sikahema 1981

#### Game

1. 219 Golden Richards at North Texas, 9/10/71 W, 41-13

## MOST PUNT RETURNS

#### Career

1. 153 Vai Sikahema 1980-85
2. 108 John Betham 1972-74
3. 95 Mike O'Brien 1985-88
4. 89 JD Falslev 2010-13
5. 78 Kent Oborn 1964-66
6. 71 Chris Farasopoulos 1968-70
7. 65 Mike Rigell 1998, 00-01
8. 64 Mike Johnston 1992-95
9. 62 Dave Francis 1978-80
10. 57 Jaron Dabney 1997-99

#### Top active player:

24. 27 Michael Shelton

#### Season

1. 54 Vai Sikahema 1985
2. 51 Vai Sikahema 1984
3. 50 Mike O'Brien 1986
4. 44 Vai Sikahema 1981
5. 40 John Betham 1973
6. 37 Dave Francis 1979
- 37 John Betham 1972
8. 36 Mike Rigell 2001
- 36 Mike O'Brien 1987
10. 35 Chris Farasopoulos 1969

#### Game

1. 8 Don Bushore at Pepperdine, 11/26/49 L, 28-14
- 8 Vai Sikahema at New Mexico, 10/19/85 W, 45-23
- 8 Bill Nelson vs. Colorado St, 11/23/63 W, 24-20
4. 7 Kent Oborn vs. Utah, 11/12/66 W, 35-13
- 7 Kent Oborn vs. Pacific, 11/16/66 W, 38-0
- 7 Golden Richards vs. Arizona, 11/13/71 L, 27-14

## BEST AVERAGE PUNT RETURN

Minimum 25 returns for a career and 10 for a season

#### Career

1. 19.8 James Dye 1995-96
2. 17.1 Golden Richards 1970-71
3. 15.2 Chris Farasopoulos 1968-70
4. 12.9 Kent Oborn 1964-66
5. 11.4 John Betham 1972-74
6. 11.1 Brad Clark 1989-92
7. 10.2 Ken Call 1967-68
8. 9.6 JD Falslev 2010-13
9. 9.4 Nathan Meikle 2005-06
10. 9.0 Homer Jones 1979-80

#### Season

1. 21.9 James Dye 1995
2. 19.5 Chris Farasopoulos 1968
3. 18.9 Golden Richards 1971
4. 17.6 James Dye 1996
5. 15.7 Ken Call 1967





6.	15.5	Chris Farasopoulos	1969
7.	15.3	Jack Sanders	1967
8.	13.9	John Betham	1973
9.	13.5	Brad Clark	1991
10.	13.4	Chris Farasopoulos	1970

### **MOST TOUCHDOWNS ON PUNT RETURNS**

#### **Career**

1.	4	James Dye	1995-96
	4	Golden Richards	1970-71
3.	3	Vai Sikahema	1980-85
4.	2	JD Falslev	2010-13
	2	John Betham	1972-74

#### **Season**

1.	4	Golden Richards	1971
2.	2	James Dye	1996
	2	James Dye	1995
	2	Vai Sikahema	1985
5.	1	12 players tied with 1	

#### **Game**

1.	2	Golden Richards	at North Texas, 9/10/71	W, 41-13
----	---	-----------------	-------------------------	----------

### **LONGEST PUNT RETURNS**

1.	94	Kent Oborn	at Arizona, 11/20/65	W, 20-3
2.	92	Chris Farasopoulos	at UTEP, 10/25/69	L, 30-7
3.	90	James Dye	vs. Wyoming, 10/21/95	W, 23-20
4.	89	Vai Sikahema	vs. Tulsa, 9/15/84	W, 38-15
5.	84	James Dye	vs. SDSU, 9/16/95	W, 31-19
5.	83	Jaron Dabney	vs. Hawaii, 10/18/97	W, 17-3
6.	82	Brad Clark	vs. UTEP, 10/12/91	W, 31-29
7.	81	Hal Lewis	at Colorado St., 10/4/58	L, 32-6
8.	79	James Dye	at Utah State, 10/4/96	W, 45-17
9.	77	McKay Jacobson	vs. Wyoming, 11/9/06	W, 55-7
10.	75	James Dye	vs. Tulsa, 11/4/95	W, 45-35

### **LONGEST PUNT RETURN TOUCHDOWNS**

1.	94	Kent Oborn	at Arizona, 11/20/65	W, 20-3
2.	92	Chris Farasopoulos	at UTEP, 10/25/69	L, 30-7
3.	90	James Dye	vs. Wyoming, 10/21/95	W, 23-20
4.	89	Vai Sikahema	vs. Tulsa, 9/15/84	W, 38-15
5.	84	James Dye	vs. SDSU, 9/16/95	W, 31-19
5.	83	Jaron Dabney	vs. Hawaii, 10/18/97	W, 17-3
6.	82	Brad Clark	vs. UTEP, 10/12/91	W, 31-29
7.	81	Hal Lewis	at Colorado St., 10/4/58	L, 32-6
8.	79	James Dye	at Utah State, 10/4/96	W, 45-17
9.	77	McKay Jacobson	vs. Wyoming, 11/9/06	W, 55-7
10.	74	Kent Oborn	at Utah, 11/12/66	W, 35-13

### **KICKOFF RETURN YARDS**

#### **Career**

1.	1,625	Mike Rigell	1998, 2000-01
2.	1,611	O'Neill Chambers	2008-10
3.	1,391	Chris Farasopoulos	1968-70
4.	1,383	Adam Hine	2012-15
5.	1,331	Cody Hoffman	2010-13
6.	1,277	Austin Collie	2004, 07-08
7.	1,051	Eric Mortensen	1988-91
8.	992	Jaron Dabney	1997-99

9.	973	Vai Sikahema	1980-83, 85
10.	945	Mike O'Brien	1985-88

#### **Top active player:**

36.	449	Aleva Hifo	
-----	-----	------------	--

#### **Season**

1.	879	Cody Hoffman	2011
2.	865	Mike Rigell	2001
3.	843	Adam Hine	2013
4.	809	O'Neill Chambers	2008
5.	723	Austin Collie	2007
6.	649	Chris Farasopoulos	1970
7.	638	Jaron Dabney	1997
8.	617	Mike Rigell	1998
9.	579	Homer Jones	1979
10.	568	Tyler Anderson	1993

#### **Game**

1.	237	Austin Collie	at Tulsa, 9/15/07	L, 55-47
----	-----	---------------	-------------------	----------

### **TOTAL KICK RETURNS**

#### **Career**

1.	69	O'Neill Chambers	2008-10
2.	65	Mike Rigell	1998, 00-01
3.	53	Adam Hine	2012-15
	53	Cody Hoffman	2010-13
5.	51	Chris Farasopoulos	1968-70
6.	49	Austin Collie	2004, 07-08
	49	Eric Mortensen	1988-1991
8.	42	Vai Sikahema	1980-83, 85
	42	Mike O'Brien	1985-88
10.	41	Jaron Dabney	1997-99

#### **Top active player:**

31.	21	Aleva Hifo	
-----	----	------------	--

#### **Season**

1.	36	Cody Hoffman	2011
2.	35	O'Neill Chambers	2008
3.	33	Mike Rigell	2001
4.	31	Adam Hine	2013
5.	28	Austin Collie	2007
	28	Breyon Jones	2005
7.	26	Chris Farasopoulos	1970
	26	Jaron Dabney	1997
	26	Dave Lowry	1976
10.	24	Paul Peterson	2000

#### **Game**

1.	8	Aleva Hifo	vs. Toledo 9/30/16	W 55-53
	8	Cody Hoffman	vs. Utah, 10/17/11	L, 54-10
	8	Austin Collie	at Tulsa, 9/15/2007	L, 55-47

### **KICKOFF RETURN AVERAGE**

Minimum 20 returns for a career and 10 for a season

#### **Career**

1.	27.3	Chris Farasopoulos	1968-70
2.	26.09	Adam Hine	2012-15
3.	26.06	Austin Collie	2004, 07-08
4.	25.7	James Dye	1995-96
5.	25.1	Cody Hoffman	2010-13

#### Season

1.	40.1	Paul Allen	1961
2.	38.4	Stacey Corley	1989
3.	32.2	Chris Farasopoulos	1969
4.	29.9	Tyler Anderson	1993
5.	29.8	Pete Van Valkenburg	1972
6.	29.5	John Greene	1965
7.	28.4	Eric Mortensen	1988
8.	28.3	David Christensen	2002
9.	27.9	Ronney Jenkins	1996
10.	27.5	Austin Collie	2008
11.	27.2	Adam Hiné	2013
12.	27.2	JD Falslev	2012
13.	27.1	Cody Hoffman	2010
14.	26.9	Tim Nowatzke	1993
15.	26.8	Mike Rigell	1998

#### LONGEST KICKOFF RETURN TOUCHDOWNS

1.	100	Eric Mortensen	vs. Utah St., 9/30/88	W, 38-3
	100	James Dye	vs. UTEP, 11/2/96	W, 40-18
	100	Tyler Anderson	at Utah St., 10/30/93	L, 58-56
	100	John Betham	vs. Utah, 11/23/74	W, 48-20
5.	99	Adam Hiné	vs. Virginia, 9/20/14	W, 41-33
	99	Stacey Corley	vs. Air Force, 11/11/89	W, 44-35
7.	97	Chris Farasopoulos	vs. Arizona, 11/1/69	W, 31-21
8.	96	Mike Rigell	at Hawaii, 10/17/98	W, 31-9
9.	94	Robert Parker	at Washington, 9/20/86	L, 52-21
10.	93	Cody Hoffman	vs. UCF, 9/23/11	W, 24-17
	93	Pete Van Valkenburg	at New Mex., 11/25/72	W, 21-7
	93	Paul Allen	vs. Utah State, 11/4/61	L, 31-8
13.	92	Paul Allen	at North Tex. St., 9/30/61	L, 41-30
	92	Phil Brady	vs. Utah, 10/13/62	L, 35-20
15.	85	Stacey Corley	vs. Air Force, 11/11/89	W, 44-35
16.	81	John Greene	vs. SJSU, 10/8/65	W, 34-7
17.	79	Tony Crutchfield	at Air Force, 11/12/88	W, 49-31

#### COMBINED RETURN YARDS

##### Career

1.	2,470	Chris Farasopoulos	1968-70
2.	2,285	Vai Sikahema	1980-85
3.	2,119	Mike Rigell	1998, 2000-01
4.	2,053	John Betham	1972-74
5.	1,847	O'Neill Chambers	2008-10
6.	1,745	Kent Oborn	1964-66
7.	1,644	Mike O'Brien	1984-88
8.	1,426	Jaron Dabney	1997-99
9.	1,400	Cody Hoffman	2009-13
10.	1,380	James Dye	1995-96

##### Season

1.	1,164	Mike Rigell	2001
2.	1,092	Golden Richards	1971
3.	1,075	Chris Farasopoulos	1969
4.	1,021	Chris Farasopoulos	1970
5.	910	Jaron Dabney	1997
6.	886	John Betham	1974
7.	879	Cody Hoffman	2011
8.	868	O'Neill Chambers	2008
9.	848	Vai Sikahema	1984

19. 843 Adam Hiné 2013

##### Game

247 Golden Richards at North Tex. St., 9/10/71 W, 41-13

#### MOST COMBINED RETURNS

##### Career

1.	195	Vai Sikahema	1980-85
2.	142	John Betham	1972-74
3.	137	Mike O'Brien	1985-88
4.	130	Mike Rigell	1998, 2000-01
5.	122	Chris Farasopoulos	1968-70
6.	113	Kent Oborn	1964-66
7.	112	JD Falslev	2009-13
8.	106	O'Neill Chambers	2008-11
9.	98	Jaron Dabney	1997-99
10.	82	Bryce Mahuika	2004-08

##### Season

1.	69	Mike Rigell	2001
2.	66	Vai Sikahema	1984
3.	64	Vai Sikahema	1985
4.	62	Mike O'Brien	1986
5.	58	Mike O'Brien	1987
6.	56	Golden Richards	1971
7.	55	Vai Sikahema	1981
8.	53	Chris Farasopoulos	1970
	53	Jaron Dabney	1997
10.	51	Chris Farasopoulos	1969
	51	John Betham	1974

##### Game

10 Four players

#### ALL-PURPOSE YARDS

##### Career

1.	5,015	Cody Hoffman	2010-13
2.	4,996	Curtis Brown	2002, 04-06
3.	4,649	Austin Collie	2004, 07-08
4.	4,540	Harvey Unga	2006-09
5.	4,468	Jamaal Williams	2012-14, 16

##### Top active player:

121. 1,048 Squally Canada

##### Season

1.	2,112	Austin Collie	2008
2.	2,004	Luke Staley	2001
3.	1,882	Harvey Unga	2007
4.	1,864	Curtis Brown	2006
5.	1,838	Pete Van Valkenburg	1972

##### Game

1.	366	Austin Collie	at Tulsa, 9/15/2007	L, 55-47
2.	306	Pete Van Valkenburg	vs. Wyoming, 11/4/72	W, 33-14
3.	303	Eldon Fortie	vs. GW, 9/29/62	L, 13-12
4.	300	Luke Staley	vs. Utah State, 10/5/01	W, 54-34
5.	296	Tyler Anderson	at Utah State, 10/30/93	L, 58-56



## DEFENSE

Only defensive statistics since 2000 are officially recognized by the NCAA

### TOTAL TACKLES SINCE 2000

#### Career

1.	330	Aaron Francisco	2001-04
2.	294	Cameron Jensen	2004-06
3.	275	David Nixon	2003, 06-08
4.	267	Paul Walkenhorst	2000-05
5.	262	Fred Warner	2014-17

#### Top active player:

19.	165	Butch Pau'u
-----	-----	-------------

#### Season

1.	143	Uani 'Unga	2013
2.	116	Aaron Francisco	2003
3.	113	Kelly Poppinga	2007
4.	110	Andrew Rich	2010
5.	108	Matt Bauman	2008

#### Game

1.	19	Butch Pau'u	vs. UCLA, 9/17/16	L 17-14
		19	Uani 'Unga	at Notre Dame, 11/23/13 L, 23-13
3.	17	Kelly Poppinga	vs. TCU, 11/8/07	W, 27-22
		17	Uani 'Unga	at Utah State, 10/4/13 W, 31-14
		17	Uani 'Unga	vs. Boise State, 10/25/13 W, 37-20
6.	16	Harvey Langi	vs. Wyoming, 12/21/2016	W 24-21
		16	Aaron Francisco	at Boise State, 9/24/04 L, 28-27
		16	Aaron Francisco	vs. USC, 9/18/04 L, 42-10

### TACKLES

#### Career

1.	408	Shad Hansen	1989-92
2.	394	Rod Wood	1976-78
3.	389	Larry Carr	1972-74
4.	382	Glenn Redd	1978-80
5.	371	Rocky Biegel	1988-91

#### Top active player:

89.	165	Butch Pau'u
-----	-----	-------------

#### Season

1.	193	Shad Hansen	1991
2.	192	Rocky Biegel	1991
3.	157	Rod Wood	1978
4.	149	Sid Smith	1975
5.	148	Glen Redd	1980
	148	Bob Davis	1988

#### Game

1.	25	Dan Hansen	vs. New Mexico ,10/1/71	L, 14-0
2.	22	Derwin Gray	vs. Penn State, 9/21/91	L, 33-7
3.	21	Dan Hansen	at Colorado State, 11/7/70	L, 26-9
4.	20	Ted Nelson	vs. Arizona State, 10/17/70	L, 27-3
5.	19	Four players tied with 19		

### SOLO TACKLES SINCE 2000

#### Career

1.	167	Aaron Francisco	2001-04
2.	158	Fred Warner	2014-17
3.	153	Kyle Van Noy	2010-13
4.	150	Cameron Jensen	2004-06
5.	137	David Nixon	2003, 06-08

#### Top active player:

18.	87	Butch Pau'u
-----	----	-------------

#### Season

1.	64	Justin Ena	2001
2.	63	Andrew Rich	2010
3.	62	Uani 'Unga	2013
4.	57	Cameron Jensen	2006
5.	54	Isaac Kelley	2001

#### Game

1.	19	Butch Pau'u	vs. UCLA 9/17/16	L 17-14
2.	10	Harvey Langi	vs. Wyoming 12/21/16	W 24-21
		10	Andrew Rich	at TCU, 10/16/10 L, 31-3
		10	Scott Johnson	vs. Colorado St., 9/26/09 W, 42-23
		10	Cameron Jensen	at TCU, 9/28/06 W, 31-17
		10	Paul Walkenhorst	at Nevada, 9/14/02 L, 31-28

### ASSISTED TACKLES SINCE 2000

#### Career

1.	163	Aaron Francisco	2001-04
2.	144	Cameron Jensen	2004-06
3.	138	David Nixon	2003, 06-08
4.	137	Paul Walkenhorst	2000-05
5.	130	Brandon Ogletree	2009-12

#### Top active player:

18.	78	Butch Pau'u
-----	----	-------------

#### Season

1.	81	Uani 'Unga	2013
2.	67	Kelly Poppinga	2007
3.	63	Aaron Francisco	2003
4.	60	Paul Walkenhorst	2002
5.	58	Matt Bauman	2008
	58	Jusitn Ena	2000

#### Game

1.	14	Uani 'Unga	at Notre Dame, 11/23/13	L, 23-13
2.	13	Kelly Poppinga	vs. Colorado St., 11/3/07	W, 35-16
3.	12	Uani 'Unga	at Utah State, 10/4/13	W, 31-14
4.	11	Four players tied with 11		

### TACKLES FOR LOSS SINCE 2000

#### Career

1.	61.5	Kyle Van Noy	2010-13
2.	44.5	Jan Jorgensen	2006-09
3.	44	Bronson Kaufusi	2012-15
4.	43.5	David Nixon	2003, 06-08
5.	39	Brady Poppinga	2001-04

#### Top active player:

9.	23.5	Sione Takitaki
----	------	----------------

#### Season

1.	22	Kyle Van Noy	2012
2.	20	Jan Jorgensen	2007
3.	19	Colby Bockwoldt	2003
	19	Ryan Denney	2001
4.	18	Setema Gali, Jr.	2000

#### Game

1.	6	Hans Olsen	at Colorado State, 11/2/00	L, 45-21
2.	5	Kyle Van Noy	vs. Tulsa, 12/30/11	W, 24-21
	5	David Nixon	vs. Colorado State, 10/9/03	L, 58-13

#### 4. 4 Four players tied with four

### SACKS SINCE 2000

#### Career

1.	30	Jan Jorgensen	2006-09
2.	27	Bronson Kaufusi	2012-15
3.	26	Kyle Van Noy	2010-13
4.	19	Brady Poppinga	2001-04
5.	12	Sione Takitaki*	2014-15, 17-present
	12	David Nixon	2003, 06-08

#### \*Top active player

#### Season

1.	14	Jan Jorgensen	2007
2.	13	Kyle Van Noy	2012
3.	10	Setema Gali, Jr.	2000
4.	9	Manaia Brown	2004
5.	8	Brady Poppinga	2002

#### Game

1.	3.5	Bronson Kaufusi vs. Cincinnati	10/16/15	W, 38-24
2.	3	Teu Kautai	at MTSU, 11/1/14	W, 27-7
3		Kyle Van Noy	vs. Georgia Tech, 10/12/13	W, 38-20
3		Kyle Van Noy	at New Mex St., 11/24/12	W, 50-14
3		Jan Jorgensen	vs. Colorado St., 11/3/07	W, 35-16
3		Justin Maddux	at UNLV, 11/5/05	W, 55-14
3		Brady Poppinga	vs. SDSU, 11/2/02	W, 34-10

### SACKS

#### Career

1.	33	Brandon Flint	1980-83
2.	30	Jan Jorgensen	2006-09
3.	28.5	Randy Brock	1991-94
4.	27	Bronson Kaufusi	2012-15
	27	Mekeli Ieremia	1974-77

#### Top active player:

T39. 12 Sione Takitaki

#### Season

1.	17	Mekeli Ieremia	1976
2.	16	Shawn Knights	1986
	16	Jim Hermann	1983
4.	14	Jan Jorgensen	2007
	14	Todd Shell	1983
	14	Stan Varner	1974

#### Game

1.	6	Shay Muirbrook	vs. Kansas St., 1/1/97	W, 19-15
2.	4	Setema Gali	at New Mex., 10/16/99	W, 31-7
	4	Jason Buck	vs. Oregon State, 11/15/86	L, 10-7
	4	Kyle Whittingham	at SDSU, 10/17/81	W, 27-7

### QUARTERBACK HURRIES SINCE 2000

#### Career

1.	32	Kyle Van Noy	2010-13
2.	22	Jan Jorgensen	2006-09
3.	12	Bronson Kaufusi	2012-15
3.	11	Coleby Clawson	2008-09
5.	9	Sione Takitaki*	2014-15, 17-present
	9	Vic So'oto	2005, 07-10

#### \*Top active player

#### Season

1.	12	Kyle Van Noy	2013
2.	11	Jan Jorgensen	2008
3.	10	Kyle Van Noy	2011
4.	8	Three players tied with 8	

#### Game

1.	5	Kyle Van Noy	vs. Texas, 9/7/13	W, 40-21
2.	4	Jan Jorgensen	vs. Northern Iowa, 8/30/08	W, 41-17
3.	3	Five players tied with 3		

### PASS BREAKUPS SINCE 2000

#### Career

1.	23	Robertson Daniel	2013-14
	23	Daniel Sorensen	2008, 11-13
3.	21	Brian Logan	2009-10
4.	20	Preston Hadley	2011-12
5.	17	Michael Davis	2013-16
		(Four players tied with 17)	

#### Top active player:

11 Troy Warner

#### Season

1.	15	Jordan Johnson	2012
2.	14	Corby Eason	2011
	14	Preston Hadley	2011
	14	Brian Logan	2009
5.	12	Daniel Sorensen	2013

#### Game

1.	4	Corby Eason	vs. San Jose St., 10/8/11	W, 29-16
	4	Daniel Sorensen	vs. Texas, 9/7/13	W, 40-21
3.	3	11 players tied with 3		

### INTERCEPTIONS SINCE 2000

#### Career

1.	14	Kai Nacua	2013-16
2.	10	Andrew Rich	2008-10
3.	9	Jernaro Gilford	1999, 2001-03
4.	8	Daniel Sorensen	2008, 11-13
5.	7	Fred Warner	2014-17
	7	Kyle Van Noy	2010-13
	7	Aaron Francisco	2001-04

#### Top active player:

9. 5 Dayan Ghanwoloku

#### Season

1.	6	Kai Nacua	2016
	6	Jernaro Gilford	2001
	6	Kai Nacua	2015
4.	5	Andrew Rich	2010
5.	4	Four players tied with 4	

#### Game

1.	3	Tyson Smith	vs. Wyoming, 10/26/00	W, 19-7
	3	Kai Nacua	vs. Boise State, 9/12/15	W, 35-24
2.	2	Nine players tied with 2		

### INTERCEPTIONS

#### Career

1.	20	Dave Atkinson	1970-73
2.	18	Dan Hansen	1969-72



	18	Bobby Roberts	1965-67
4.	14	Derwin Gray	1989-92
5.	13	Brian Mitchell	1987-90
	13	Tom Holmoe	1978-82

**Top active player:**

T49.	5	Dayan Ghanwoloku	
------	---	------------------	--

**Season**

1.	9	Dave Atkinson	1971
	9	Gene Frantz	1962
3.	8	Dave Atkinson	1972
	8	Dan Hansen	1970
5.	7	Six seasons, 5 different players	

**Game**

1.	3	Eight times, 7 different players	
		Last: Kai Nacua vs. Boise State 9/12/15 W, 35-24	

**INTERCEPTION RETURN YARDS SINCE 2000**

**Career**

1.	246	Kai Nacua	2013-16
2.	218	Dayan Ghanwoloku*	2016-present
3.	160	Andrew Rich	2008-10
4.	148	John Burbidge	2001-04
5.	122	Kyle Van Noy	2010-13

**\*Top active player**

**Season**

1.	137	Kai Nacua	2015
2.	131	Jernaro Gilford	2001
3.	113	Dayan Ghanwoloku	2016
4.	105	Dayan Ghanwoloku	2017
5.	93	John Burbidge	2002

**Game**

1.	105	Dayan Ghanwoloku at Mississippi St., 10/14/17 L, 35-10	
2.	80	John Burbidge vs. New Mex., 11/16/02 L, 20-16	
3.	76	Kai Nacua vs. Boise State, 9/12/15 W 35-24	
4.	64	Justin Robinson vs. Utah State, 9/23/06 W, 38-0	
5.	62	Jernaro Gilford vs. Utah State, 10/5/01 W, 54-34	

**MOST INTERCEPTION RETURN YARDS**

**Career**

1.	421	Dan Hansen	1970-72
2.	249	Mike Russell	1973-74
3.	246	Kai Nacua	2013-16
4.	222	Dave Atkinson	1970-73
5.	218	Dayan Ghanwoloku*	2016-present

**\*Top active player**

**Season**

1.	233	Dan Hansen	1971
2.	137	Mike Russell	1974
	137	Kai Nacua	2015
4.	131	Jernaro Gilford	2001
	131	Jeff Lyman	1971

**Game**

1.	97	Brian Mitchell at New Mexico 9/2/89	W, 24-3
	93	Dan Hansen at Wyoming, 10/16/71	W, 35-17
	86	Dan Hansen at UTEP, 10/30/71	W, 16-0

**FORCED FUMBLES SINCE 2000**

**Career**

1.	11	Kyle Van Noy	2010-13
2.	6	Andrew Rich	2008-10
	6	Aaron Francisco	2001-04
4.	5	Bronson Kaufusi	2012-15
5.	4	Three players tied with 4	

**Season**

1.	6	Kyle Van Noy	2012
2.	4	Uona Kaveinga	2011
	4	Ryan Denney	2001
4.	3	Eight players tied with 3:	
		Last Bronson Kaufusi 2015	

**Game**

1.	2	Andrew Rich vs. Oklahoma, 9/5/09	W, 14-13
----	---	----------------------------------	----------

**FUMBLE RECOVERIES SINCE 2000**

**Career**

1.	6	Jan Jorgensen	2006-09
	6	Shawn Doman	2006-09
3.	5	Fred Warner	2014-2017
	5	Spencer Hadley	2008, 11-13
5.	4	Matt Bauman	2004, 07-09
	4	Brett Denney	2006-09

**Season**

1.	5	Hans Olsen	2000
2.	4	Shawn Doman	2009
	4	Fred Warner	2015
4.	3	Four players tied with 3	

**Game**

1.	3	Justin Luetterodt at Wyoming, 11/12/05	W, 35-21
2.	2	Hans Olsen vs. SDSU, 10/21/00	L, 16-15

**FUMBLE RETURN YARDS SINCE 2000**

**Season**

1.	64	Scott Johnson	2001
2.	52	Michael Shelton	2016
3.	48	Jan Jorgensen	2006
4.	44	Kyle Van Noy	2010
5.	38	Brandon Bradley	2008

**Game**

1.	64	Scott Johnson at Wyoming, 11/12/05	W, 35-21
2.	52	Michael Shelton vs. Utah State 11/26/16	W 28-10
3.	48	Jan Jorgensen vs. UNLV, 10/21/06	W, 52-7
4.	44	Kyle Van Noy at CSU, 11/13/10	W, 49-10
5.	38	Brandon Bradley at Utah St., 10/3/08	L, 48-24





## NCAA RANKINGS/RECORDS

The following section lists BYU players ranked in career NCAA statistical categories in the 2017 FBS Record Book along with NCAA record holders. It also includes team rankings still ranked in the top 25 for single seasons. Bowl statistics were included in the season and career statistics since 2002. For the most up to date records, visit NCAA.com  
 \*\*NCAA record

†National champion or national leader in that category that season.

## INDIVIDUAL OFFENSE

### INDIVIDUAL TOTAL OFFENSE

#### Career

Rk.	G	PLAYS	RUSH	PASS	YARDS	AVG
9. Ty Detmer (1988-91)	46	1,795	-366	15,031	14,665	8.17

#### Season

20. Ty Detmer (1990)	12	635	-106	5,188	5,022	7.91
----------------------	----	-----	------	-------	-------	------

#### Game

Rk.	DATE	OPPONENT	RUSH	PASS	YARDS
20. Ty Detmer	Nov. 16, 1991	SDSU	4	599	603
23. Virgil Carter	Nov. 5, 1966	UTEP	86	513	599
24. John Walsh	Oct. 30, 1993	Utah St.	-22	619	597

### TOTAL OFFENSE PER GAME

#### Career

Rk.	G	PLAYS	YARDS	TDR	YPG
12. Ty Detmer (1988-91)	46	1,795	14,665	135	318.8

#### Season

7. Ty Detmer (1990)	12	635	5,022	45	418.5
16. Steve Young (1983)	11	531	4,346	41	395.1

### ANNUAL TOTAL OFFENSE CHAMPIONS

Year	Player	CL	PLAYS	RUSH	PASS	YARDS	AVG
1966	Virgil Carter	Sr.	388	363	2,182	2,545	254.5
1979	Marc Wilson	Sr.	488	-140	3,720	3,580	325.5
1980	Jim McMahon	Jr.	540	56	4,571	4,627	385.6
1981	Jim McMahon	Sr.	487	-97	3,555	3,458	345.8
1983	Steve Young	Sr.	531	444	3,902	4,346	395.1
1984	Robbie Bosco	Jr.	543	57	3,875	3,932	327.7
1991	Ty Detmer	Sr.	478	-30	4,031	4,001	333.4

## PASSING OFFENSE

### PASSING EFFICIENCY

#### Career

Rk.	Att	CMP.	INT.	PCT.	YDS.	TD	EFF.
(Min. 500 completions)							
13. Ty Detmer	1,530	958	65	.626	15,031	121	162.7
15. Steve Sarkisian	789	528	26	.669	7,464	53	162.0
(Min. 400 completions)							
21. Gifford Nielsen	708	415	29	.586	5,833	55	145.3
(Min. 325-399 completions)							
20. Gary Sheide	594	358	31	.603	4,524	45	138.8

#### Season

Rk.	G	Att	CMP.	INT.	PCT.	YDS.	TD	EFF.
18. Jim McMahon, BYU (1980)	12	445	284	18	.638	4,571	47	176.9
22. Ty Detmer, BYU (1989)	12	412	265	15	.643	4,560	32	175.6

### PASSING YARDS

#### Career

Rk.	Att.	CMP.	INT.	PCT.	YDS	TD
5. Ty Detmer	1,530	958	65	.626	15,031	121

#### Season

Rk.	G	ATT.	CMP.	INT.	PCT.	YDS	TD	YPATT
6. Ty Detmer (1990)	12	562	361	28	.642	5,188	41	9.23

#### Game

Rk.	DATE	OPPONENT	YARDS
13. John Walsh	Oct. 30, 1993	Utah State	619
18. Ty Detmer	Nov. 16, 1991	San Diego State	599

### PASSING YARDS PER GAME

#### Career

Rk.	G	ATT.	CMP.	INT.	PCT.	YDS	TD	YPG
9. Ty Detmer	46	1,530	958	65	.626	15,031	121	326.8
21. Steve Sarkisian	25	789	528	26	.669	7,464	53	298.6

#### Season

4. Ty Detmer, BYU (1990)	12	562	361	28	.642	5,188	41	432.3
23. Jim McMahon, BYU (1980)	12	445	284	18	.638	4,571	47	380.9
25. Ty Detmer, BYU (1989)	12	412	265	15	.643	4,560	32	380.0

### PASSING YARDS PER ATTEMPT

#### Career

Rk.	ATT.	CMP.	PCT.	YDS	PER CMP.	PER ATT.
2. Ty Detmer	1,530	958	.626	15,031	15.69	9.82
7. Jim McMahon	1,060	653	.616	9,536	14.60	9.00
25. John Walsh	973	587	.603	8,375	14.27	8.61

### TOUCHDOWN PASSES

#### Career

Rk.	G	TD
7. Ty Detmer, BYU (1988-91)	46	121

#### Season

10. Jim McMahon, BYU (1980)	12	47
-----------------------------	----	----

### MOST CONSECUTIVE GAMES GAINING 300 YARDS OR MORE

#### Career

\*\*24—Ty Detmer, BYU (from Sept. 2, 1989, to Dec. 1, 1990)

### MOST YARDS GAINED PER ATTEMPT

#### Game (Min. 40 atts.)

\*\*14.1—John Walsh, BYU vs. Utah St., Oct. 30, 1993 (44 for 619)

#### Season (Min. 412 atts.)

\*\*11.1—Ty Detmer, BYU, 1989 (412 for 4,560)



## **MOST YARDS GAINED PER COMPLETION**

Game (Min. 22 comps.)

**\*\*22.9**—John Walsh, BYU vs. Utah St., Oct. 30, 1993 (27 for 619)

## **HIGHEST PERCENTAGE OF PASSES FOR TDS (MIN. 375 ATTS.)**

**\*\*11.5%**—Jim McMahon, BYU, 1980 (46 of 400)

## **MOST SEASONS GAINING 4,000 YARDS OR MORE**

**3**—Ty Detmer, BYU, 1989-91; tied with 7 others

## **ANNUAL PASSING CHAMPIONS**

Year	Player, School	CL.	ATT.	CMP.	INT.	PCT.	YDS	TD	EFF.
1980	Jim McMahon, BYU	Jr.	445	284	18	.638	4,571	47	176.9
1981	Jim McMahon, BYU	Sr.	423	272	7	.643	3,555	30	155.0
1983	Steve Young, BYU	Sr.	429	306	10	.713	3,902	33	168.5
1989	Ty Detmer, BYU	So.	412	265	15	.643	4,560	32	175.6
1996	Steve Sarkisian, BYU	Sr.	404	278	12	.688	4,027	33	173.6

## **RUSHING**

### **TWO PLAYERS, SAME TEAM, EACH GAINING 1,000 YARDS OR MORE IN A SEASON**

Taysom Hill (1,344) and Jamaal Williams (1,233) in 2013 (one of 79 times)

## **FRESHMAN 1,000 YARD RUSHERS**

**1,227** - Harvey Unga      2007 (1 of 129 since 1968)

## **QUARTERBACK RUSHING**

### **SINGLE-GAME YARDS (SINCE 2000)**

Rk.	Yds.	Player, Team	Date
6.	259	Taysom Hill, BYU (Texas)	Sept. 9, 2013

## **SEASON YARDS**

Rk.	Player, Team	Years	G	Carries	Yards	TD	Yds/G
19.	Taysom Hill, BYU	2013	13	246	1,344	10	103.4

## **A QB GAINING 100 YDS RUSHING & 400 YDS PASSING**

Game--1 of 10 plays

Player, Team vs. Opp	Date	Rush	Pass
Taysom Hill, BYU vs. Houston	Oct. 19, 2013	128	417

## **GAINING 1,000 YDS RUSHING & 2,000 YDS PASSING**

Season (happened 30 times)

Player, Team	Season	Class	Rush	Pass
Taysom Hill, BYU	2013	So.	1,344	2,938

## **A QB GAINING 2,000 YDS RUSHING & 4,000 YDS PASSING CAREER**

Player, Team	Season	Rush	Pass
Taysom Hill, BYU (1 of 41 players)	2012-14	2,815	6,929

## **SCORING**

### **RUSHING TDS IN A QUARTER**

**\*\*4**—Dick Felt, BYU vs. San Jose St., Nov. 8, 1952 (4th); tied with three others

### **MOST TOUCHDOWNS SCORED IN QUARTER**

Quarter

**\*\*4**—Dick Felt, BYU vs. San Jose St., Nov. 8, 1952 (all rushing, 4th quarter); 1 of 7 players

### **SEASON POINTS**

Rk.	Player, Team	Year	TD	Xpts.	FG	Pts
14.	Luke Staley, BYU	†2001	28	2	0	170

### **SEASON POINTS PER GAME**

Rk.	Player, Team	Year	CL.	Xpts.	FG	Pts.	Pts/G
9.	Luke Staley, BYU	†2001	Jr.				
G	TD	Xpts.	FG	Pts.	Pts/G		
11	28	2	0	170	15.45		

### **ANNUAL POINTS PER GAME CHAMPIONS**

Year	Player, Team	CL.	Xpts.	FG	Pts.	P/G
2001	Luke Staley, BYU	Jr.				
G	TD	Xpts.	FG	Pts.	P/G	
11	28	2	0	170	15.5	

## **INDIVIDUAL SPECIAL TEAMS**

### **HIGHEST AVERAGE PER PUNT**

Game (Min. 5 punts)

**\*\*60.4**—Lee Johnson, BYU vs. Wyoming, Oct. 8, 1983 (5 for 302; 53, 44, 63, 62, 80 yards); 1 of 2

### **MOST PUNT RETURNS**

Career

**\*\*153**—Vai Sikahema, BYU, 1980-81, 1984-85 (1,312 yards)

### **HIGHEST AVERAGE GAIN PER RETURN**

Game (Min. 5 rets.)

**\*\*43.8**—Golden Richards, BYU vs. North Texas, Sept. 10, 1971 (5 for 219)

### **HIGHEST PERCENTAGE OF FIELD GOALS MADE, 40 YARDS OR MORE**

Season (Min. 10 made)

**\*\*93.3%**—Matt Payne, BYU, 2004 (14 of 15)

### **MOST CONSECUTIVE FIELD GOALS MADE, 40-49 YARDS**

Career

**\*\*14**—Matt Payne, BYU, 2003-04

## RECEIVING

### SINGLE-GAME RECEPTIONS

Rk.	Rec.	Player, Team (Opponent)	Date
3.	22	Jay Miller, BYU (New Mexico)	Nov. 3, 1973

### MOST PASSES CAUGHT BY A TIGHT END

Career Per Game

**\*\*5.4**—Gordon Hudson, BYU, 1980-83 (178 in 33)

### MOST YARDS GAINED BY A TIGHT END

Game

**\*\*259**—Gordon Hudson, BYU vs. Utah, Nov. 21, 1981 (caught 13)

Career

**\*\*2,901**—Dennis Pitta, BYU, 2004, 2007-09 (caught 221)

Career Per Game (Min. 2,000 yards)

**\*\*75.3**—Gordon Hudson, BYU, 1980-83 (2,484 in 33)

### HIGHEST AVERAGE GAIN PER RECEPTION BY A TIGHT END

Career (Min. 75 catches)

**\*\*19.2**—Clay Brown, BYU, 1978-80 (88 for 1,691)

### ANNUAL RECEPTIONS PER GAME CHAMPIONS

Year	Player, Team	Cl.	G	Rec.	Rec/G	Yards	TD
1973	Jay Miller, BYU	So.	11	100	9.1	1,181	8

### ANNUAL RECEIVING YARDS PER GAME CHAMPIONS

Year	Player, Team	Cl.	G	Rec.	Rec/G	Yards	TD
2008	Austin Collie, BYU	Jr.	13	106	1,538	118.3	15

## DEFENSE

### CAREER TFLS

Rk.	G	Solo	Asst.	Total
9.	Kyle Van Noy, BYU (2010-13)	52	58	8 62.0

### FORCED FUMBLES

Rk.	G	FF
T13.	Kyle Van Noy	52 11

### CAREER INTERCEPTIONS

Rk.	Player, Team	Years	Int.	Yards	Yds/G
T17.	Dave Atkinson, BYU	1971-73	20	222	11.1

## PUNTING

### ANNUAL CHAMPIONS PUNTING

Year	Player, Team	Cl.	Punts	Yards	Yds/P
1979	Clay Brown, BYU	Jr.	43	1,950	45.3
Beginning in 1980, ranked on minimum 3.6 punts per game					
2002	Matt Payne, BYU	So.	51	2,427	47.6

## RETURNS

### PUNT RETURNING AVERAGE

Season (Minimum 1.2 Returns Per Game)

Rk.	Player, Team	Year	Cl.	G	PR	Yards	TD	Yds.R
18.	James Dye, BYU	†1995 Jr.	11	20	438	2		21.90

Career Average (Minimum 1.2 Returns Per Game; Minimum 30 Returns; Player must have concluded his career)

Rk.	Player, Team	Years	PR	Yards	TD	Yds/R
11.	James Dye, BYU/USU	1992-93, 95-96	61	1,046	5	17.15

### PUNT RETURN ANNUAL CHAMPIONS

Year	Player, Team	Cl.	PR	Yards	TD	Long	Yds/P
1969	Chris Farasopoulos Jr.	35	527	—	—		15.1
1971	Golden Richards Jr.	33	624	4	87		18.9
1995	James Dye Jr.	20	438	2	90		21.9
Beginning in 1970, ranked on average per return (instead of total yards)							

### KICKOFF RETURN AVERAGE

Season (Minimum 1.2 Returns Per Game)

Rk.	Player, Team	Year	Cl.	KR	Yards	TD	Yds/R
1.	Paul Allen, BYU	†1961 Sr.	12	481	—		**40.08

**KICKOFF RETURN ANNUAL CHAMPIONS** (ranked on total yards prior to 1970 by NCAA)

Year	Player, Team	KR	Yards	Yds/R
1960	Bruce Samples, BYU	23	577	25.1

**KICKOFF RETURN ANNUAL CHAMPIONS** (ranked by return avg)

Year	Player, Team	KR	Yards	Yds/R
1961	Paul Allen	12	481	**†40.08
1969	Chris Farasopoulos	17	548	†32.2

### MOST TOUCHDOWNS SCORED ON KICKOFF RETURNS

Game

**\*\*2** - Stacey Corley vs. Air Force, 11/11/1989 (1 of 20)

## TEAM SCORING

### HIGHEST-SCORING TIE GAME

**\*\*52-52**—BYU & San Diego St., Nov. 16, 1991

### MOST POINTS SCORED IN FOURTH QUARTER TO WIN OR TIE A GAME

**\*\*36**—BYU (50) vs. Washington St. (36), Sept. 15, 1990 (trailed 29-14 at start of 4th quarter)

### SCORING OFFENSE CHAMPIONS

1979	BYU	40.6
1980	BYU	46.7
1981	BYU	38.7
2001	BYU	46.8

### MOST POINTS, BOTH TEAMS IN A TIE GAME

**\*\*104**—BYU (52) & San Diego St. (52), Nov. 16, 1991



## TEAM TOTAL OFFENSE

### TOTAL OFFENSE YARDS PER GAME

Rk.	Team	Year	G	Plays	Yds.	TD	Yds/G
7.	BYU	†1983	11	865	6,426	65	584.2
18.	BYU	1990	12	968	6,788	64	565.7

### TOTAL OFFENSE CHAMPIONS

1979	BYU	521.4
1980	BYU	535.0
1983	BYU	584.2
1984	BYU	486.5
1985	BYU	500.2
2001	BYU	542.9

### BOTH TEAMS GAINING 600 YARDS OR MORE

BYU (767) vs. SDSU (695), 11/16/91  
BYU (621) vs. Hawaii (646), 12/8/2001  
(Has happened in 57 FBS games)

## TEAM PASSING

### PASSING HIGHEST AVERAGE GAIN PER ATTEMPT (MIN. 350 ATTS.)

\*\*10.93—BYU, 1989 (433 for 4,732)

### PASSING YARDS PER GAME

Rk.	Team	Year	G	Att.	Com.	Pct.	Int.	Yds.	TD	Yds/G
8.	BYU	1990	12	580	373	.643	29	5,379	41	448.3
16.	BYU	†1980	12	498	317	.637	21	4,918	49	409.8

### PASSING OFFENSE CHAMPIONS

1976	BYU	307.8
1979	BYU	368.3
1980	BYU	409.8
1981	BYU	356.9
1983	BYU	381.2
1984	BYU	346.2
1985	BYU	354.5

## TEAM PASSING DEFENSE

### FEWEST COMPLETIONS ALLOWED IN A GAME

\*\*0 - vs. Rice 1996 on 5 attempts (many teams)

## SPECIAL TEAMS

### HIGHEST AVERAGE PER PUNT (MIN. 5 PUNTS)

\*\*60.4—BYU vs. Wyoming, Oct. 8, 1983 (5 for 302); Oklahoma St. vs. Nebraska, Oct. 23, 2010 (5 for 302)

### HIGHEST AVERAGE PER PUNT, BOTH TEAMS (MIN. 10 PUNTS)

\*\*55.3—BYU & Wyoming, Oct. 8, 1983 (11 for 608)

### HIGHEST PUNTING AVERAGE

\*\*50.63—BYU, 1983 (24 for 1,215 yards)

### NET PUNTING CHAMPS

1959	BYU	43.2
1983	BYU	45.0
1988	BYU	42.9
2002	BYU	42.7

### NET PUNTING

Rk.	Team	Year	AVG
5.	BYU	†1983	45.0

### KICKOFF RETURNING

Rk.	Team	Year	G	Ret.	Yds.	TD	Yds/R
T25.	BYU	†1969	-	-	-	-	28.7

### KICKOFF RETURN CHAMPS

1969	BYU	28.7
1979	BYU	26.3

### MOST TOUCHDOWNS SCORED BY A TEAM ON KICKOFF RETURNS

Game

\*\*2 - vs. Air Force, 11/11/1989 (many teams)

### FEWEST PUNTS ALLOWED

0 - BYU 3 times (Tulane, 2007; Colorado State, 2001; New Mexico, 1996) - held by many teams

## MISC. TEAM

### MOST GAMES PLAYED IN A SEASON (MODERN ERA, 1937-PRESENT)

\*\*15—BYU, 1996; Kansas St., 2003; Ohio State, 2014; Oregon, 2014; Alabama 2015; Clemson 2015

### MOST VICTORIES IN A SEASON (MODERN ERA, 1937-PRESENT)

\*\*14—BYU, 1996; Ohio St., 2002; Alabama, 2009; Boise St., 2009; Auburn, 2010; Florida St., 2013, Ohio Stat 2014; Alabama, 2015; Clemson, 2015

### MOST OPPONENTS' FUMBLES RECOVERED

36—North Texas, 1972; BYU, 1977

## TEAM SEASON RECORDS

Season records may not include seasons prior to 1975. The amount and availability of archived statistics is less and less in the earlier seasons.

Bowl statistics were counted as part of season statistics starting in the 2002 season.

### VICTORIES

1.	13	1996	14 games
2.	12	2001	13 games
	12	1984	12 games
4.	11	1980	12 games
	11	2006	13 games
	11	2009	13 games
	11	1979	11 games
	11	1985	13 games
	11	2007	13 games
10.	10	1990	12 games
	10	1989	12 games
	10	1983	11 games
	10	1981	12 games
	10	2008	13 games
	10	2011	13 games

### FEWEST VICTORIES

1.	4	2017	13 games
	4	2003	12 games
2.	5	2004	11 games
	5	2002	12 games
4.	5	1973	11 games
	6	1993	11 games
	6	1997	11 games
	6	2000	12 games
	6	1975	11 games
	6	2005	12 games
10.	7	2010	13 games
	7	1995	11 games
	7	1978	12 games
	7	1974	11 games
	7	1972	11 games

## OFFENSE

### POINTS SCORED

Most			
1.	608	2001	13 games
2.	571	1996	14 games
3.	560	1980	12 games
4.	510	1990	12 games
5.	484	1989	12 games
	484	1983	11 games
7.	482	2014	13 games
8.	478	2006	13 games

9.	465	1981	12 games
10.	461	2009	13 games
Fewest			
1.	196	2003	12 games
2.	222	2017	13 games
3.	233	1978	12 games
4.	244	1975	11 games
5.	248	1972	11 games
6.	250	1997	11 games
7.	267	2004	11 games
8.	279	2002	12 games
9.	280	2000	12 games
10.	296	1974	11 games

### POINTS SCORED PER GAME

Most			
1.	46.77	2001	13 games
2.	46.67	1980	12 games
3.	44.00	1983	11 games
4.	42.50	1990	12 games
5.	40.79	1996	14 games
6.	40.64	1979	11 games
7.	40.33	1989	12 games
8.	39.36	1977	11 games
9.	38.75	1981	12 games
10.	37.08	2014	13 games

Fewest			
1.	16.33	2003	12 games
2.	17.08	2017	13 games
3.	19.42	1978	12 games
4.	22.18	1975	11 games
5.	22.55	1972	11 games
6.	22.73	1997	11 games
7.	23.25	2002	12 games
8.	23.33	2000	12 games
9.	24.27	2004	11 games
10.	25.00	1986	12 games

### TOTAL OFFENSIVE PLAYS

Most			
1.	1,111	2013	13 games
2.	1,049	2014	13 games
3.	1,037	1985	13 games
4.	1,004	1996	14 games
5.	1,003	2012	13 games
6.	996	2007	13 games
7.	977	2001	13 games
8.	968	1990	12 games
9.	958	2011	13 games
10.	955	1994	12 games

Fewest			
1.	715	1997	11 games
2.	792	1975	11 games





3.	797	1982	11 games
4.	803	1995	11 games
5.	806	2004	11 games
6.	822	2017	13 games
7.	831	1979	11 games
8.	834	1999	11 games
9.	846	2003	12 games
	846	1991	12 games
	846	1980	12 games

#### **TOTAL OFFENSIVE YARDS**

##### **Most**

1.	6,795	2001	13 games
2.	6,788	1990	12 games
3.	6,692	1996	14 games
4.	6,502	1985	13 games
5.	6,479	1989	12 games
6.	6,426	1983	11 games
7.	6,420	1980	12 games
8.	6,417	2013	13 games
9.	5,986	2014	13 games
10.	5,886	1984	12 games

##### **Fewest Since 1975**

1.	3692	1997	11 games
2.	3775	2003	12 games
3.	3922	1975	11 games
4.	4224	2004	11 games
5.	4227	2017	13 games
6.	4238	1978	12 games
7.	4395	1976	11 games
8.	4502	2000	12 games
9.	4538	1995	11 games
10.	4581	1987	12 games

#### **TOTAL OFFENSIVE YARDS/GAME**

##### **Most (Including 5,000+ seasons)**

1.	584.18	1983	11 games
2.	565.67	1990	12 games
3.	539.92	1989	12 games
4.	535.00	1980	12 games
5.	522.69	2001	13 games
6.	521.36	1979	11 games
7.	500.15	1985	13 games
8.	493.62	2013	13 games
9.	490.50	1984	12 games
10.	480.33	1981	12 games

##### **Fewest Since 1975**

1.	314.58	2003	12 games
2.	325.15	2017	13 games
3.	335.64	1997	11 games
4.	353.17	1978	12 games
5.	356.55	1975	11 games
6.	366.46	2010	13 games
7.	375.17	2000	12 games
8.	381.69	1998	13 games

9.	381.75	1987	12 games
10.	381.83	2002	12 games

#### **TURNOVERS COMMITTED**

##### **Fewest**

1.	13	2006	13 games
2.	19	2016	13 games
3.	20	2005	12 games
	20	2015	13 games
5.	21	2010	13 games
	21	1997	11 games
	21	2013	13 games
8.	23	1983	11 games
9.	24	2007	13 games
	24	2009	13 games

##### **Most**

1.	42	1988	12 games
2.	41	1990	12 games
3.	41	1977	11 games
4.	40	1985	13 games
5.	39	1975	11 games
6.	39	1986	12 games
7.	39	1987	12 games
8.	39	2003	12 games
9.	37	1978	12 games
10.	36	1980	12 games

#### **FUMBLES**

##### **Fewest**

1.	13	2017	13 games
	13	2005	12 games
3.	14	2006	13 games
4.	16	2016	13 games
	16	2015	13 games
6.	17	2013	13 games
	17	2009	13 games
8.	19	1995	11 games
9.	20	2010	13 games
	20	2012	13 games
	20	1976	11 games
	20	2011	13 games

##### **Most**

1.	43	2001	13 games
2.	37	1978	12 games
3.	34	1987	12 games
	34	1998	13 games
5.	32	1988	12 games
	32	1990	12 games
7.	31	1989	12 games
	31	1993	11 games
9.	30	1977	11 games
	30	2003	12 games
	30	1981	12 games
	30	2014	13 games

**FUMBLES LOST****Fewest**

1.	4	2006	13 games
2.	7	2016	13 games
	7	2005	12 games
	7	2013	13 games
	7	1976	11 games
6.	8	2017	13 games
	8	2015	13 games
	8	2012	13 games
9.	10	2009	13 games
	10	2010	13 games
	10	1999	11 games
	10	1997	11 games

**Most**

1.	23	1998	13 games
2.	22	1988	12 games
3.	21	1975	11 games
4.	18	2001	13 games
	18	1977	11 games
	18	1981	12 games
7.	17	2003	12 games
8.	16	1987	12 games
	16	1989	12 games
	16	2004	11 games
	16	1985	13 games
	16	1986	12 games

**PENALTIES COMMITTED****Fewest**

1.	59	2017	13 games
2.	68	1997	11 games
3.	70	2010	13 games
4.	72	1999	11 games
5.	75	2011	13 games
	76	1992	12 games
	78	1982	11 games
8.	80	2012	13 games
9.	82	2000	12 games
10.	83	2016	13 games
	83	1995	11 games
	83	2004	11 games

**Most**

1.	141	1980	12 games
2.	114	1981	12 games
3.	111	1990	12 games
4.	110	1977	11 games
	110	2014	13 games
	110	1979	11 games
7.	109	1989	12 games
8.	108	1988	12 games
	108	1993	11 games
10.	106	1984	12 games

**PENALTY YARDS****Fewest**

1.	509	2017	13 games
2.	544	1997	11 games
3.	583	2010	13 games
4.	653	2011	13 games
5.	672	1999	11 games
6.	674	1992	12 games
7.	702	1982	11 games
	702	2004	11 games
9.	703	2012	13 games
10.	739	1983	11 games

**Most**

1.	1,322	1980	12 games
2.	1,227	1979	11 games
3.	1,085	1981	12 games
4.	1,053	2014	13 games
5.	1,031	1990	12 games
6.	1,008	1996	14 games
7.	998	1989	12 games
8.	993	1977	11 games
9.	981	1976	11 games
10.	978	1978	12 games

**TIME OF POSSESSION****Highest**

1.	35:16.48	1976	11 games
2.	32:41.01	1999	11 games
3.	32:39.77	2016	13 games
3.	32:27.36	2005	12 games
4.	32:22.48	1986	12 games
5.	32:20.12	2009	13 games
6.	32:14.02	2007	13 games
7.	32:12.00	1987	12 games
8.	32:05.10	1985	13 games
9.	32:04.04	2006	13 games
10.	31:57.23	2012	13 games

**Lowest**

1.	24:07.12	1978	12 games
2.	24:36.00	1977	11 games
3.	24:48.00	1980	12 games
4.	24:50.24	1979	11 games
5.	27:41.46	2013	13 games
6.	27:53.00	2017	13 games
7.	27:54.09	2014	13 games
8.	28:15.36	2002	12 games
9.	28:33.36	1991	12 games
10.	28:47.23	2015	13 games

**FIRST DOWNS****Most**

1.	351	2001	13 games
2.	348	1990	12 games
3.	347	1985	13 games



4.	341	1996	14 games
5.	340	1983	11 games
6.	325	2014	13 games
	325	2013	13 games
8.	318	1981	12 games
9.	314	2008	13 games
	314	2007	13 games

#### Fewest

1.	192	1997	11 games
2.	204	2003	12 games
3.	214	1976	11 games
4.	215	2017	13 games
5.	215	1975	11 games
6.	215	2004	11 games
7.	239	1987	12 games
8.	244	1995	11 games
9.	246	2002	12 games
10.	253	1986	12 games

#### FIRST DOWNS/GAME

##### Most

1.	30.9	1983	11 games
2.	29.0	1990	12 games
3.	27.0	2001	13 games
4.	26.7	1985	13 games
5.	26.5	1981	12 games
6.	25.7	2005	12 games
7.	25.5	1994	12 games
8.	25.2	1979	11 games
9.	25.1	1989	12 games
10.	25.0	2013	13 games
	25.0	2014	13 games

##### Least

1.	16.5	2017	13 games
2.	17.0	2003	12 games
3.	17.5	1997	11 games
4.	19.5	1976	11 games
5.	19.5	1975	11 games
6.	19.5	2004	11 games
7.	19.9	1987	12 games
8.	20.4	1998	13 games
9.	20.5	2002	12 games
10.	21.076	2015	13 games

#### RUSHING FIRST DOWNS

##### Most

1.	161	2013	13 games
2.	151	1996	14 games
3.	148	2001	13 games
4.	143	2014	13 games
5.	141	2016	13 games
6.	136	1983	11 games
7.	128	1994	12 games
8.	124	1986	12 games
9.	123	2011	13 games
10.	122	2012	13 games

##### Fewest

1.	54	2003	12 games
2.	60	2002	12 games
3.	69	2004	11 games
4.	75	1995	11 games
5.	76	1976	11 games
6.	79	1980	12 games
7.	80	1987	12 games
8.	80	1999	11 games
9.	80	1979	11 games
10.	81	1997	11 games
	81	1977	11 games

#### RUSHING FIRSTS DOWNS PER GAME

##### Most

1.	12.38	2013	13 games
2.	12.36	1983	11 games
3.	11.4	2001	13 games
4.	11.2	2015	13 games
5.	11.0	2014	13 games
6.	10.8	2016	13 games
	10.8	1996	14 games
8.	10.7	1994	12 games
9.	10.3	1986	12 games
10.	10.1	1982	11 games

##### Least

1.	6.3	2004	11 games
2.	6.6	2003	12 games
	6.6	1980	12 games
4.	6.7	2017	13 games
	6.7	1987	12 games
6.	6.8	1995	11 games
7.	6.8	2000	12 games
8.	6.9	1976	11 games
9.	6.9	2002	12 games
10.	6.9	2006	13 games

#### PASSING FIRST DOWNS

##### Most

1.	237	1990	12 games
2.	201	1985	13 games
3.	198	2008	13 games
4.	192	1989	12 games
5.	191	1981	12 games
6.	189	1980	12 games
7.	188	2006	13 games
8.	186	1983	11 games
9.	183	1984	12 games
10.	182	2007	13 games

##### Fewest

1.	87	1975	11 games
2.	90	2003	12 games
3.	100	1997	11 games
4.	106	2002	12 games
5.	115	1986	12 games
6.	116	2017	13 games

7.	122	1976	11 games
8.	124	2004	11 games
9.	128	1998	13 games
10.	130	2016	13 games

### **PASSING FIRST DOWNS PER GAME**

Most

1.	19.8	1990	12 games
2.	16.9	1983	11 games
3.	16.0	1989	12 games
4.	15.9	1981	12 games
5.	15.9	2015	13 games
6.	15.8	1979	11 games
7.	15.8	1980	12 games
8.	15.5	1985	13 games
9.	15.3	1984	12 games
10.	15.2	2008	13 games

Fewest

1.	7.9	1975	11 games
2.	8.8	2003	12 games
3.	8.9	2017	13 games
4.	9.1	1997	11 games
5.	9.6	1986	12 games
6.	9.8	1998	13 games
7.	10.0	2016	13 games
8.	10.5	2010	13 games
9.	11.0	1978	12 games
10.	11.1	1976	11 games

### **PENALTY FIRST DOWNS**

Most

1.	31	1981	12 games
	31	1978	12 games
3.	29	1999	11 games
	29	2010	13 games
5.	28	2016	13 games
6.	27	2000	12 games
	27	2015	13 games
8.	26	1985	13 games
	26	2005	12 games
10.	24	1980	12 games
	24	2011	13 games

Fewest

1.	10	2002	12 games
2.	11	1997	11 games
3.	11	1993	11 games
4.	12	2017	13 games
5.	13	1996	14 games
6.	14	2003	12 games
7.	14	1986	12 games
8.	14	1987	12 games
9.	14	1995	11 games
10.	15	1984	12 games

## **RUSHING**

### **RUSHING TOUCHDOWNS**

Most

1.	41	2001	13 games
2.	30	1996	14 games
3.	28	2016	13 games
	28	2015	13 games
	28	2014	13 games
	28	2006	13 games
	28	1983	11 games
8.	27	1989	12 games
	27	1982	11 games
10.	26	2009	13 games
	26	1979	11 games

Fewest

1.	7	2003	12 games
2.	12	2017	13 games
	12	2004	11 games
4.	13	1999	11 games
	13	1976	11 games
	14	1977	11 games
	15	1986	12 games
8.	16	1997	11 games
	16	1995	11 games
10.	16	1994	12 games
	16	1975	11 games

### **RUSHING YARDS**

Most

1.	3,475	2013	13 games
2.	2,832	2001	13 games
3.	2,615	2016	13 games
4.	2,549	1996	14 games
5.	2,363	2014	13 games
6.	2,233	1983	11 games
7.	2,185	2010	13 games
8.	2,084	2011	13 games
9.	2,016	1986	12 games
10.	1,991	2012	13 games

Fewest

1.	1,009	1976	11 games
2.	1,069	1995	11 games
3.	1,081	1987	12 games
4.	1,115	1999	11 games
5.	1,149	2004	11 games
6.	1,162	1993	11 games
7.	1,192	1997	11 games
8.	1,195	2003	12 games
9.	1,207	2000	12 games

## RUSHING ATTEMPTS

### Most

1.	664	2013	13 games
2.	581	1996	14 games
3.	567	2014	13 games
4.	553	1975	11 games
5.	544	2016	13 games
6.	540	1998	13 games
7.	535	1986	12 games
8.	525	1978	12 games
9.	518	2010	13 games
10.	505	2012	13 games

### Fewest

1.	348	1980	12 games
2.	368	1979	11 games
3.	376	1999	11 games
4.	382	2004	11 games
5.	388	1990	12 games
6.	389	1997	11 games
7.	393	1981	12 games
8.	395	1993	11 games
9.	396	1984	12 games
10.	397	2003	12 games

## RUSHING YARDS/ATTEMPT

### Most

1.	5.63	2001	13 games
2.	5.49	1983	11 games
3.	5.23	2013	13 games
4.	4.81	2016	13 games
5.	4.67	1982	11 games
6.	4.58	1979	11 games
7.	4.39	1996	14 games
8.	4.374	1984	12 games
9.	4.373	2005	12 games
10.	4.32	1980	12 games

### Fewest

1.	2.22	1976	11 games
2.	2.35	1987	12 games
3.	2.58	1995	11 games
4.	2.63	1978	12 games
5.	2.94	1993	11 games
6.	2.97	1999	11 games
7.	3.007	2004	11 games
8.	3.010	2003	12 games
9.	3.03	2000	12 games
10.	3.06	1997	11 games

## RUSHING YARDS/GAME

### Most

1.	267.3	2013	13 games
2.	217.8	2001	13 games
3.	203.0	1983	11 games
4.	201.2	2016	13 games

5.	182.1	1996	14 games
6.	181.8	2014	13 games
7.	178.9	1975	11 games
8.	178.7	1978	11 games
9.	174.7	1982	11 games
10.	168.1	2010	13 games

### Fewest

1.	90.1	1987	12 games
2.	91.7	1976	11 games
3.	97.2	1995	11 games
4.	99.6	2003	12 games
5.	100.6	2000	12 games
6.	101.4	1999	11 games
7.	104.5	2004	11 games
8.	105.6	1993	11 games
9.	108.4	1997	11 games
10.	115	1978	12 games

## PASSING

### PASSING YARDS

### Most

1.	5,379	1990	12 games
2.	4,918	1980	12 games
3.	4,726	1989	12 games
4.	4,608	1985	13 games
5.	4,283	1981	12 games
6.	4,206	2006	13 games
7.	4,193	1983	11 games
8.	4,154	1984	12 games
9.	4,143	1996	14 games
10.	4,125	1991	12 games
11.	4,060	1993	11 games
12.	4,037	1979	11 games
13.	4,035	2008	13 games
14.	3,963	2001	13 games
15.	3,879	2007	13 games
16.	3,874	1988	12 games
17.	3,854	2015	13 games
18.	3,758	1977	11 games
19.	3,755	1994	12 games
20.	3,721	2005	12 games
21.	3,659	2009	13 games
22.	3,623	2014	13 games
23.	3,575	1992	12 games
24.	3,567	1999	11 games
25.	3,500	1987	12 games
26.	3,469	1995	11 games
27.	3,386	1976	11 games
28.	3,295	2000	12 games
29.	3,214	2012	13 games
30.	3,192	1982	11 games
31.	3,190	2011	13 games



32.	3,129	2002	12 games
33.	3,080	1998	13 games
Fewest			
1.	1,954	1975	11 games
2.	2,500	1997	11 games
3.	2,530	2017	13 games
4.	2,573	2016	13 games
5.	2,579	2010	13 games
6.	2,580	2003	12 games
7.	2,827	1986	12 games
8.	2,858	1978	12 games
9.	2,942	2013	13 games
10.	3,075	2004	11 games

### PASSING ATTEMPTS

Most			
1.	580	1990	12 games
2.	560	1985	13 games
3.	538	1981	12 games
4.	516	2005	12 games
5.	504	2015	13 games
6.	503	2007	13 games
7.	500	2002	12 games
8.	498	1980	12 games
	498	2012	13 games
10.	496	1984	12 games

Fewest			
1.	281	1975	11 games
2.	326	1997	11 games
3.	358	1986	12 games
4.	383	1998	13 games
5.	385	1982	11 games
6.	388	1995	11 games
7.	403	1976	11 games
8.	405	1992	12 games
9.	412	2016	13 games
10.	415	1978	12 games

### PASSING YARDS/GAME

Most			
1.	448.3	1990	12 games
2.	409.8	1980	12 games
3.	393.8	1989	12 games
4.	381.2	1983	11 games
5.	369.1	1993	11 games
6.	367.0	1979	11 games
7.	356.9	1981	12 games
8.	354.5	1985	13 games
9.	346.2	1984	12 games
10.	343.8	1991	12 games

Fewest			
1.	177.6	1975	11 games
2.	194.6	2017	13 games
3.	197.9	2016	13 games

4.	198.4	2010	13 games
5.	215.0	2003	12 games
6.	226.3	2013	13 games
7.	227.3	1997	11 games
8.	235.6	1986	12 games
9.	236.9	1998	13 games
10.	238.2	1978	12 games

### PASSING YARDS/ATTEMPT

Most			
1.	10.9	1989	12 games
2.	9.88	1980	12 games
3.	9.82	1991	12 games
4.	9.79	1996	14 games
5.	9.31	2006	13 games
6.	9.27	1990	12 games
7.	9.16	1983	11 games
8.	8.94	1995	11 games
9.	8.86	1993	11 games
10.	8.83	1992	12 games

Fewest			
1.	5.75	2003	12 games
2.	6.03	2010	13 games
3.	6.05	2017	13 games
4.	6.2451	2016	13 games
5.	6.2455	2002	12 games
6.	6.45	2012	13 games
7.	6.58	2013	13 games
8.	6.77	2000	12 games
9.	6.88	2011	13 games
10.	6.89	1978	12 games

### COMPLETIONS

Most			
1.	373	1990	12 games
2.	366	1985	13 games
3.	338	2008	13 games
4.	332	2005	12 games
5.	329	1981	12 games
6.	324	1983	11 games
7.	317	1980	12 games
8.	311	2006	13 games
9.	305	1984	12 games
	305	2001	13 games
11.	303	2015	13 games

Fewest			
1.	156	1975	11 games
2.	184	1997	11 games
3.	205	1986	12 games
4.	210	1978	12 games
5.	222	1992	12 games
6.	224	1976	11 games
7.	226	1998	13 games
8.	228	2017	13 games



9.	234	2004	11 games
10.	237	2013	13 games

### COMPLETION PERCENTAGE

#### Highest

1.	70.74%	1983	11 games
2.	68.81%	2006	13 games
3.	68.79%	1996	14 games
4.	68.56%	2008	13 games
5.	67.30%	2009	13 games
6.	65.36%	1985	13 games
7.	64.95%	1995	11 games
8.	64.35%	2001	13 games
9.	64.34%	2005	12 games
10.	64.31%	1990	12 games

#### Lowest Since 1975

1.	50.60%	1978	12 games
2.	53.02%	2013	13 games
3.	54.32%	1988	12 games
4.	54.54%	2017	13 games
5.	54.57%	2003	12 games
6.	54.81%	1992	12 games
7.	55.19%	2004	11 games
8.	55.40%	2002	12 games
9.	55.52%	1975	11 games
10.	55.58%	1976	11 games

### INTERCEPTIONS THROWN

#### Fewest Since 1975

1.	9	1998	13 games
2.	9	2006	13 games
3.	10	2001	13 games
4.	11	1997	11 games
	11	2010	13 games
	11	1983	11 games
7.	12	2016	13 games
	12	2014	13 games
	12	2015	13 games
	12	1981	12 games

#### Most

1.	29	1990	12 games
2.	24	1985	13 games
3.	23	1977	11 games
	23	1987	12 games
	23	1986	12 games
6.	22	2003	12 games
	22	1978	12 games
8.	21	1980	12 games
	21	2002	12 games
10.	20	1982	11 games
	20	1988	12 games

### PASSING TDS

#### Most

1.	49	1980	12 games
2.	41	1990	12 games
3.	38	1977	11 games
	38	2001	13 games
5.	37	1983	11 games
6.	36	1996	14 games
7.	35	2008	13 games
	35	1991	12 games
9.	34	2009	13 games
	34	1984	12 games
	34	1981	12 games

#### Fewest

1.	11	2000	12 games
2.	13	2017	13 games
	13	1975	11 games
	13	2003	12 games
5.	14	1978	12 games
6.	15	2016	13 games
	15	1997	11 games
8.	16	2002	12 games
9.	17	2010	13 games
10.	18	1998	13 games
	18	2004	11 games
	18	1987	12 games

### PASS EFFICIENCY

#### Highest

1.	177.25	1989	12 games
2.	175.47	2006	13 games
3.	172.57	1996	14 games
4.	171.92	1983	11 games
5.	171.51	1980	12 games
6.	165.50	1991	12 games
7.	163.73	2009	13 games
8.	159.83	2001	13 games
9.	157.43	2008	13 games
10.	156.60	1990	12 games

#### Lowest Since 1975

1.	100.23	2003	12 games
2.	106.56	2017	13 games
3.	109.35	2002	12 games
4.	110.05	1978	12 games
5.	114.79	2000	12 games
6.	117.30	1975	11 games
7.	118.11	2016	13 games
8.	118.96	2010	13 games
9.	119.67	2013	13 games
10.	120.41	2012	13 games

## DEFENSE

### POINTS ALLOWED

#### Fewest

1.	125	1979	11 games
2.	166	1984	12 games
3.	167	1982	11 games
4.	168	1977	11 games
5.	176	1985	13 games
6.	182	2012	13 games
	182	1976	11 games
8.	191	2006	13 games
9.	198	1980	12 games
10.	205	1986	12 games

#### Most

1.	407	1993	11 games
2.	396	2001	13 games
3.	358	2014	13 games
4.	351	2005	12 games
5.	336	2002	12 games
6.	321	2017	13 games
7.	319	1989	12 games
8.	310	2003	12 games
9.	310	2000	12 games
10.	308	1991	12 games

### POINTS ALLOWED PER GAME

#### Fewest

1.	11.36	1979	11 games
2.	13.54	1985	13 games
3.	13.83	1984	12 games
4.	14.00	2012	13 games
5.	14.69	2006	13 games
6.	15.18	1982	11 games
7.	15.27	1977	11 games
8.	16.50	1980	12 games
9.	16.55	1976	11 games
10.	17.08	1986	12 games

#### Most

1.	37.0	1993	11 games
2.	30.5	2001	13 games
3.	29.3	2005	12 games
4.	28.0	2002	12 games
5.	27.5	2014	13 games
6.	26.8	2004	11 games
7.	26.6	1989	12 games
8.	25.8	2003	12 games
9.	25.8	2000	12 games
10.	25.7	1991	12 games

### FIRST DOWNS ALLOWED

#### Fewest

1.	176	1986	12 games
2.	181	1997	11 games

3.	182	1998	13 games
4.	183	1984	12 games
5.	184	1979	11 games
6.	190	1999	11 games
7.	191	2012	13 games
	191	1976	11 games
9.	196	1987	12 games
10.	197	1975	11 games

#### Most

1.	302	2001	13 games
2.	282	2014	13 games
3.	279	2008	13 games
4.	267	2017	13 games
5.	263	2005	12 games
6.	262	2013	13 games
7.	259	1980	12 games
8.	257	1993	11 games
9.	256	1991	12 games
10.	252	1989	12 games

### FIRST DOWNS ALLOWED PER GAME

#### Fewest

1.	14.0	1998	13 games
2.	14.67	1986	12 games
3.	14.69	2012	13 games
4.	15.3	1984	12 games
5.	16.2	1985	13 games
6.	16.3	1987	12 games
7.	16.4	2011	13 games
8.	16.45	1997	11 games
9.	16.50	1978	12 games
10.	16.7	1979	11 games

#### Most

1.	23.4	1993	11 games
2.	23.2	2001	13 games
3.	21.9	2005	12 games
4.	21.7	2014	13 games
5.	21.6	1980	12 games
6.	21.5	2008	13 games
7.	21.33	1991	12 games
8.	21.27	1983	11 games
9.	21.0	1989	12 games
10.	20.9	2002	12 games

### RUSH FIRST DOWNS ALLOWED

#### Fewest

1.	63	2012	13 games
2.	65	1998	13 games
3.	66	1999	11 games
4.	70	1986	12 games
5.	78	2016	13 games
6.	78	2000	12 games
7.	81	2004	11 games
8.	82	1997	11 games

9.	83	2011	13 games
10.	84	2007	13 games
	84	1990	12 games

Most

1.	141	2001	13 games
2.	129	1993	11 games
3.	124	1980	12 games
4.	119	2017	13 games
5.	117	2002	12 games
6.	114	2008	13 games
7.	113	1991	12 games
8.	111	1979	11 games
	111	1982	11 games
10.	109	1995	11 games

#### ***RUSH FIRST DOWNS ALLOWED PER GAME***

Fewest

1.	4.8	2012	13 games
2.	5.0	1998	13 games
3.	5.8	1986	12 games
4.	6.0	2016	13 games
5.	6.0	1999	11 games
6.	6.4	2011	13 games
7.	6.46	2007	13 games
8.	6.50	2000	12 games
9.	6.7	2009	13 games
	6.7	2006	13 games
	6.7	2014	13 games

Most

1.	11.7	1993	11 games
2.	10.8	2001	13 games
3.	10.3	1980	12 games
4.	10.1	1979	11 games
	10.1	1982	11 games
6.	9.9	1995	11 games
7.	9.8	2002	12 games
8.	9.6	1977	11 games
9.	9.5	1975	11 games
10.	9.4	1991	12 games

#### ***PASSING FIRST DOWNS ALLOWED***

Fewest

1.	56	1979	11 games
2.	70	1984	12 games
3.	73	1975	11 games
4.	74	1977	11 games
5.	76	1982	11 games
6.	77	1976	11 games
7.	79	1978	12 games
8.	89	1997	11 games
9.	91	2003	12 games
10.	92	1998	13 games

Most

1.	164	2014	13 games
----	-----	------	----------

2.	143	2016	13 games
3.	142	2001	13 games
4.	139	2005	12 games
5.	138	2008	13 games
6.	136	2013	13 games
7.	135	2017	13 games
8.	133	1990	12 games
	133	1989	12 games
10.	132	2006	13 games

#### ***PASSING FIRST DOWNS ALLOWED PER GAME***

Fewest

1.	5.1	1979	11 games
2.	5.8	1984	12 games
3.	6.58	1978	12 games
4.	6.64	1975	11 games
5.	6.7	1977	11 games
6.	6.9	1982	11 games
7.	7.0	1976	11 games
8.	7.1	1998	13 games
9.	7.5	1985	13 games
10.	7.6	2003	12 games

Most

1.	12.6	2014	13 games
2.	11.6	2005	12 games
3.	11.1	1990	12 games
	11.1	1989	12 games
5.	11.0	2016	13 games
6.	10.9	2001	13 games
7.	10.6	2008	13 games
8.	10.5	2013	13 games
9.	10.42	1991	12 games
10.	10.38	2017	13 games

#### ***PENALTY FIRST DOWNS ALLOWED***

Fewest

1.	8	1992	11 games
2.	10	1997	12 games
3.	12	1986	11 games
4.	13	2017	13 games
5.	14	1982	11 games
	14	1987	11 games
	14	2000	11 games
8.	15	1984	12 games
9.	16	1978	11 games
	16	1994	12 games

Most

1.	31	2014	13 games
2.	29	2003	13 games
	29	1996	12 games
4.	27	2013	13 games
	27	2008	13 games
6.	26	2005	12 games
7.	25	1998	12 games
	25	1999	13 games

25	2011	13 games
25	2004	13 games

### INTERCEPTION RETURN YARDS

Most

1.	394	1987	12 games
2.	372	2016	13 games
3.	319	1989	12 games
	319	1996	14 games
5.	289	1999	11 games
6.	273	1988	12 games
7.	270	2001	13 games
8.	253	1990	12 games
9.	252	2004	11 games
10.	249	2014	13 games
11.	246	1980	12 games

Most since 2000

1.	372	2016	13 games
2.	270	2001	13 games
3.	252	2004	11 games
4.	249	2014	13 games
5.	245	2009	13 games
6.	231	2015	13 games
7.	224	2017	13 games
8.	198	2006	13 games
	198	2011	13 games
10.	189	2007	13 games
	189	2010	13 games

### INTERCEPTIONS

Most

1.	28	1987	12 games
2.	25	1980	12 games
3.	24	1988	12 games
	24	1967	10 games
4.	23	1985	13 games
5.	22	1990	12 games
	22	1976	11 games
7.	21	2016	13 games
	21	1979	11 games
	21	1989	12 games
10.	20	2001	13 games

Most since 2000

1.	21	2016	13 games
2.	20	2001	13 games
3.	18	2006	13 games
	18	2002	12 games
5.	16	2007	13 games
	16	2010	13 games
7.	15	2015	13 games
8.	14	2014	13 games
	14	2009	13 games
	14	2003	12 games

Fewest

1.	4	1997	11 games
----	---	------	----------

2.	5	1993	11 games
3.	7	2000	12 games
4.	8	2017	13 games
5.	9	2005	12 games
	9	2008	13 games
	9	1992	12 games
	9	1994	12 games
9.	12	2012	13 games
10.	13	2011	13 games
	13	2013	13 games
	13	2004	11 games
	13	1991	12 games
	13	1998	13 games
	13	1978	12 games

### SACKS

Most

1.	42	1986	12 games
2.	40	2015	13 games
3.	36	1990	12 games
4.	35	1987	12 games
	35	1988	12 games
	35	1999	11 games
	35	1998	13 games
	35	1992	12 games
9.	34	1989	12 games
	34	2004	11 games
	34	2012	13 games

Most since 2000

1.	40	2015	13 games
2.	34	2004	11 games
	34	2012	13 games
4.	32	2007	13 games
5.	29	2016	13 games
	29	2000	12 games
7.	27	2014	13 games
8.	25	2001	13 games
	25	2009	13 games
	25	2003	12 games

### SACKS YARDS

Most

1.	330	1986	12 games
2.	279	1988	12 games
3.	253	1987	12 games
4.	245	1999	11 games
	245	2004	11 games
6.	244	1996	14 games
7.	242	1990	12 games
8.	239	2015	13 games
9.	229	1998	13 games
10.	228	2007	13 games

Most since 2000

1.	245	2004	11 games
2.	239	2015	13 games





3.	228	2007	13 games
4.	200	2000	12 games
5.	185	2016	13 games
6.	183	2012	13 games
7.	182	2010	13 games
8.	179	2001	13 games
9.	177	2008	13 games
10.	175	2006	13 games

#### **OPPONENT RUSHING YARDS ALLOWED**

Fewest

1.	1,014	1986	12 games
2.	1,128	1999	11 games
3.	1,130	2012	13 games
4.	1,171	2007	13 games
5.	1,186	1998	13 games
6.	1,396	1990	12 games
7.	1,430	1983	11 games
8.	1,432	2009	13 games
9.	1,456	2011	13 games
10.	1,457	1994	12 games

Most

1.	2,667	2001	13 games
2.	2,505	1993	11 games
3.	2,133	2002	12 games
4.	2,079	2013	13 games
5.	2,010	1975	11 games
6.	1,942	1984	12 games
7.	1,921	1980	12 games
8.	1,919	2017	13 games
9.	1,870	2015	13 games
10.	1,861	1982	11 games

#### **OPPONENT RUSHING ATTEMPTS**

Fewest

1.	389	1999	11 games
2.	405	2011	13 games
3.	408	2006	13 games
4.	412	2012	13 games
5.	422	2009	13 games
6.	429	2007	13 games
7.	431	2016	13 games
8.	432	1983	11 games
9.	437	1986	12 games
10.	440	2004	11 games

Most

1.	808	2005	12 games
2.	671	1995	11 games
3.	599	1980	12 games
4.	581	1978	12 games
5.	563	1979	11 games
6.	561	1977	11 games
7.	560	1984	12 games
8.	538	2013	13 games

9.	536	1991	12 games
	536	1976	11 games
	536	1975	11 games

#### **OPPONENT AVERAGE YARDS/RUSH**

Fewest

1.	2.12	1967	10 games
2.	2.19	2005	12 games
3.	2.32	1986	12 games
4.	2.60	1995	11 games
5.	2.66	1969	10 games
6.	2.67	1998	13 games
7.	2.73	2007	13 games
8.	2.74	2012	13 games
9.	2.75	1966	10 games
10.	2.89	1999	11 games
11.	2.90	1968	10 games
12.	3.03	1979	11 games
13.	3.05	1985	13 games
14.	3.11	1994	12 games
15.	3.12	1990	13 games

Most

1.	5.25	1993	11 games
2.	5.04	2001	13 games
3.	4.12	2002	12 games
4.	4.04	2006	13 games
5.	3.9	2010	13 games
6.	3.86	2013	13 games
7.	3.85	1997	11 games
8.	3.83	2008	13 games
9.	3.75	1975	11 games
10.	3.73	2004	11 games

#### **OPPONENT RUSHING YARDS/GAME**

Fewest

1.	84.5	1986	12 games
2.	86.9	2012	13 games
3.	90.1	2007	13 games
4.	91.2	1998	13 games
5.	102.5	1999	11 games
6.	110.2	2009	13 games
7.	112.0	2011	13 games
8.	112.8	2016	13 games
9.	116.3	1990	12 games
10.	118.5	1985	13 games

Most

1.	227.7	1993	11 games
2.	205.2	2001	13 games
3.	182.7	1975	11 games
4.	177.8	2002	12 games
5.	169.2	1982	11 games
6.	164.4	1997	11 games
7.	161.8	1984	12 games
8.	160.8	1977	11 games

9.	160.1	1980	12 games
10.	159.9	2013	13 games

#### OPPONENT RUSH TOUCHDOWNS ALLOWED

##### Fewest

1.	5	2012	13 games
2.	6	1985	13 games
3.	8	1977	11 games
4.	9	1999	11 games
	9	1978	12 games
	9	1984	12 games
7.	10	2006	13 games
	10	1979	11 games
9.	11	1986	12 games
	11	1996	14 games
	11	1987	12 games
	11	2013	13 games

##### Most

1.	29	2002	12 games
2.	25	2001	13 games
3.	22	2015	13 games
4.	21	1992	12 games
	21	1989	12 games
	21	1993	11 games
7.	20	2000	12 games
8.	19	2014	13 games
	19	2004	11 games
10.	18	1983	11 games
	18	2008	13 games
	18	2005	12 games

#### PASSING YARDS ALLOWED

##### Fewest

1.	1,349	1979	11 games
2.	1,638	1975	11 games
3.	1,734	1982	11 games
4.	1,846	1976	11 games
5.	1,901	1977	11 games
6.	1,914	1984	12 games
7.	1,941	1978	12 games
8.	2,114	2003	12 games
9.	2,130	1997	11 games
10.	2,195	1980	12 games

##### Most

1.	3,506	2014	13 games
2.	3,456	2001	13 games
3.	3,295	1991	12 games
4.	3,278	2016	13 games
5.	3,275	1990	12 games
6.	3,232	2005	12 games
7.	3,203	1989	12 games
8.	3,146	1994	12 games
9.	2,928	2017	13 games
10.	2,846	2013	13 games

2,846	2009	13 games
-------	------	----------

#### PASSING YARDS ALLOWED PER GAME

##### Fewest

1.	122.6	1979	11 games
2.	148.9	1975	11 games
3.	157.6	1982	11 games
4.	159.5	1984	12 games
5.	161.8	1978	12 games
6.	167.8	1976	11 games
7.	172.8	1977	11 games
8.	173.3	1985	13 games
9.	176.2	2003	12 games
10.	179.2	2012	13 games

##### Most

1.	274.6	1991	12 games
2.	272.9	1990	12 games
3.	269.7	2014	13 games
4.	269.3	2005	12 games
5.	266.9	1989	12 games
6.	265.8	2001	13 games
7.	262.2	1994	12 games
8.	252.2	2016	13 games
9.	248.0	1993	11 games
10.	245.7	1983	11 games

#### OPPONENT PASSING ATTEMPTS

##### Fewest Since 1975

1.	215	1975	11 games
2.	272	1997	11 games
3.	280	1976	11 games
4.	293	1979	11 games
5.	295	1982	11 games
6.	314	1984	12 games
7.	320	2003	12 games
8.	325	1978	12 games
9.	327	1977	11 games
10.	330	2000	12 games

##### Fewest Pre-1975

1.	107	1958	10 games
2.	124	1959	10 games
3.	126	1961	10 games
4.	132	1960	10 games
5.	140	1962	10 games
6.	158	1963	10 games
7.	181	1964	10 games
8.	207	1965	10 games
9.	262	1968	10 games
10.	268	1970	11 games

##### Most

1.	549	2014	13 games
2.	499	1990	12 games
3.	490	2013	13 games



4.	468	2001	13 games
5.	449	2009	13 games
6.	448	2007	13 games
7.	445	2006	13 games
8.	433	1992	12 games
9.	432	2011	13 games
10.	429	2016	13 games

#### **PASSING YARDS ALLOWED PER ATTEMPT**

Fewest

1.	4.60	1979	11 games
2.	5.46	1980	12 games
3.	5.50	1985	13 games
4.	5.808	2013	13 games
5.	5.813	1977	11 games
6.	5.88	1982	11 games
7.	5.97	1978	12 games
8.	5.99	2006	13 games
9.	6.05	2011	13 games
10.	6.08	1988	12 games

Most

1.	8.43	1994	12 games
2.	8.28	1991	12 games
3.	8.11	2000	12 games
4.	8.05	1989	12 games
5.	8.05	1993	11 games
6.	7.86	2005	12 games
7.	7.83	1997	11 games
8.	7.64	2016	13 games
9.	7.62	1975	11 games
10.	7.59	2017	13 games

#### **OPPONENT COMPLETIONS ALLOWED**

Fewest

1.	99	1975	11 games
2.	122	1976	11 games
3.	125	1979	11 games
4.	138	1997	11 games
5.	139	1982	11 games
6.	141	1984	12 games
7.	144	1977	11 games
8.	147	1978	12 games
9.	166	1988	12 games
10.	168	2003	12 games

Most

1.	318	2014	13 games
2.	279	2013	13 games
3.	271	2016	13 games
4.	263	1990	12 games
5.	262	2009	13 games
6.	259	2005	12 games
7.	257	2007	13 games
8.	254	2017	13 games
9.	252	2001	13 games

10.	250	2008	13 games
	250	2011	13 games

#### **COMPLETION PERCENTAGE ALLOWED**

Lowest Since 1975

1.	42.66%	1979	11 games
2.	43.57%	1976	11 games
3.	44.04%	1977	11 games
4.	44.50%	1988	12 games
5.	44.90%	1984	12 games
6.	45.23%	1978	12 games
7.	46.05%	1975	11 games
8.	47.12%	1982	11 games
9.	47.18%	1998	13 games
10.	48.29%	1985	13 games

Highest

1.	65.80%	2017	13 games
2.	63.17%	2016	13 games
3.	63.02%	2005	12 games
4.	61.12%	2008	13 games
5.	58.70%	1995	11 games
6.	58.35%	2009	13 games
7.	58.18%	2000	12 games
8.	57.92%	2014	13 games
9.	57.87%	2011	13 games
10.	57.77%	1983	11 games

#### **PASSING TOUCHDOWNS ALLOWED**

Fewest

1.	6	1979	11 games
2.	7	1984	12 games
3.	8	1985	13 games
	8	1982	11 games
5.	9	1976	11 games
	9	2002	12 games
	9	1975	11 games
	9	1978	12 games
9.	10	1980	12 games
	10	1977	11 games

Most

1.	26	1993	11 games
2.	25	2005	12 games
3.	25	2014	13 games
4.	24	1994	12 games
5.	24	1991	12 games
6.	23	2001	13 games
7.	20	2010	13 games
8.	19	2017	13 games
	19	2013	13 games
	19	1987	12 games

## PASS EFFICIENCY ALLOWED

### Lowest

1.	73.33	1979	11 games
2.	88.91	1980	12 games
3.	91.83	1982	11 games
4.	92.26	1985	13 games
5.	92.30	1977	11 games
6.	94.19	1988	12 games
7.	95.45	1978	12 games
8.	99.64	1996	14 games
9.	101.13	2006	13 games
10.	101.27	1976	11 games

### Highest

1.	160.01	1986	12 games
2.	153.68	2000	12 games
3.	150.34	1997	11 games
4.	146.83	2005	12 games
5.	143.33	1994	12 games
6.	141.60	2017	13 games
7.	136.63	1993	11 games
8.	131.94	1991	12 games
9.	130.64	2016	13 games
10.	128.19	2008	13 games

## OPPONENT TOTAL OFFENSIVE PLAYS

### Fewest

1.	696	1975	11 games
2.	729	1999	11 games
3.	742	1997	11 games
4.	787	1986	12 games
5.	790	2012	13 games
6.	792	2000	12 games
7.	805	2004	11 games
8.	814	1982	11 games
9.	816	1976	11 games
	816	1993	11 games

### Most

1.	1,219	2005	12 games
2.	1,032	2014	13 games
3.	1,028	2013	13 games
4.	1,010	1995	11 games
5.	1,001	1980	12 games
6.	997	2001	13 games
7.	947	1990	12 games
8.	939	1996	14 games
9.	934	1991	12 games
10.	922	1989	12 games

## TOTAL OFFENSIVE YARDS ALLOWED

### Fewest

1.	3,055	1979	11 games
2.	3,282	1986	12 games
3.	3,386	1999	11 games
4.	3,459	2012	13 games

5.	3,537	1976	11 games
6.	3,561	1998	13 games
7.	3,595	1982	11 games
8.	3,648	1975	11 games
9.	3,670	1977	11 games
10.	3,687	2003	12 games

### Most

1.	6,123	2001	13 games
2.	5,233	1993	11 games
3.	5,090	2014	13 games
4.	5,049	1991	12 games
5.	5,005	2005	12 games
6.	4,925	2013	13 games
7.	4,855	1989	12 games
8.	4,847	2017	13 games
9.	4,745	2016	13 games
10.	4,671	1990	12 games

## TOTAL OFFENSIVE YARDS ALLOWED/GAME

### Fewest

1.	266.1	2012	13 games
2.	273.5	1986	12 games
3.	273.9	1998	13 games
4.	277.7	1979	11 games
5.	291.8	1985	13 games
6.	300.5	2007	13 games
7.	307.3	2003	12 games
8.	307.8	1999	11 games
9.	312.9	2011	13 games
10.	316.3	1996	14 games

### Most

1.	475.7	1993	11 games
2.	471.0	2001	13 games
3.	420.8	1991	12 games
4.	417.1	2005	12 games
5.	404.6	1989	12 games
6.	391.5	2014	13 games
7.	389.3	1990	12 games
8.	384.7	2002	12 games
9.	383.6	1994	12 games
10.	378.8	2013	13 games

## AVERAGE YARDS PER PLAY

### Fewest

1.	3.56	1979	11 games
2.	4.10	1980	12 games
3.	4.1377	1985	13 games
4.	4.1383	1978	12 games
5.	4.16	1977	11 games
6.	4.19	1986	12 games
7.	4.25	1998	13 games
8.	4.306	1976	11 games
9.	4.309	1988	12 games
10.	4.36	2012	13 games

**Most**

1.	8.1	1975	11 games
2.	6.4	1993	11 games
3.	6.2	2001	13 games
4.	5.5	2016	13 games
	5.5	2005	12 games
	5.5	1994	12 games
7.	5.4	1991	12 games
8.	5.3	2017	13 games
9.	5.3	2000	12 games
10.	5.2	2008	13 games
	5.2	1997	11 games

***TURNOVERS FORCED*****Most**

1.	55	1977	11 games
2.	49	1987	12 games
3.	47	1980	12 games
4.	42	1976	11 games
5.	41	1978	12 games
6.	40	1985	13 games
7.	39	1979	11 games
8.	36	1996	14 games
9.	34	1988	12 games
	34	1981	12 games

**Fewest**

1.	11	1997	11 games
2.	17	2017	13 games
3.	18	1993	11 games
4.	19	1992	12 games
	19	1998	13 games
6.	20	2000	12 games
	20	2004	11 games
8.	21	2007	13 games
	21	1986	12 games
10.	22	2005	12 games
	22	1994	12 games
	22	2015	13 games
	22	2012	13 games

***FUMBLES RECOVERED*****Most**

1.	36	1977	11 games
2.	28	1978	12 games
3.	23	1980	12 games
4.	22	1987	12 games
5.	21	2008	13 games
6.	19	1976	11 games
7.	18	1985	13 games
	18	1979	11 games
9.	17	1996	14 games
	17	1975	11 games

**SPECIAL TEAMS*****PUNTS*****Most**

1.	86	1969	10 games
2.	85	2013	13 games
3.	81	2003	12 games
4.	80	1968	10 games
5.	79	1978	12 games
6.	76	1970	11 games
7.	72	1987	12 games
	72	1998	13 games
9.	70	1967	10 games
10.	69	1997	11 games
	69	2014	13 games

**Fewest**

1.	24	1983	11 games
2.	40	1982	11 games
3.	41	2008	13 games
4.	42	2009	13 games
5.	44	1996	14 games
6.	45	1989	12 games
7.	46	1990	12 games
8.	47	1995	11 games
	47	2011	13 games
10.	49	1988	12 games
	49	1975	11 games

***PUNTS PER GAME*****Most**

1.	8.6	1969	10 games
2.	8.0	1968	10 games
3.	7.0	1967	10 games
4.	6.91	1970	11 games
5.	6.75	2003	12 games
6.	6.58	1978	12 games
7.	6.54	2013	13 games
8.	6.27	1997	11 games
9.	6.00	1987	12 games
10.	5.91	1976	11 games

**Fewest**

1.	2.18	1983	11 games
2.	3.14	1996	14 games
3.	3.15	2008	13 games
4.	3.23	2009	13 games
5.	3.62	2011	13 games
6.	3.64	1982	11 games
7.	3.75	1989	12 games
8.	3.83	1990	12 games
9.	4.00	2006	13 games
10.	4.08	2010	13 games

***PUNT YARDS*****Most**

1.	3,589	1968	10 games
2.	3,437	2003	12 games
3.	3,376	2013	13 games



4.	3,345	1969	10 games
5.	3,106	2014	13 games
6.	3,083	1987	12 games
7.	3,041	1978	12 games
8.	3,009	1967	10 games
9.	2,898	2000	12 games
10.	2,883	1970	11 games

#### Fewest

1.	1,215	1983	11 games
2.	1,654	1975	11 games
3.	1,712	2008	13 games
4.	1,725	2006	13 games
5.	1,733	2009	13 games
6.	1,825	1982	11 games
7.	1,867	1980	12 games
8.	1,875	1989	12 games
9.	1,909	2005	12 games
10.	1,920	1996	14 games

#### PUNT YARDS PER GAME

##### Most

1.	286.4	2003	12 games
2.	259.7	2013	13 games
3.	256.9	1987	12 games
4.	256.5	2004	11 games
5.	253.4	1978	12 games
6.	248.1	1997	11 games
7.	241.5	2000	12 games
8.	238.9	2014	13 games
9.	236.5	1979	11 games
10.	226.4	1976	11 games

##### Fewest

1.	110.5	1983	11 games
2.	131.7	2008	13 games
3.	132.7	2006	13 games
4.	133.3	2009	13 games
5.	137.1	1996	14 games
6.	150.4	1975	11 games
7.	152.7	2011	13 games
8.	155.6	1980	12 games
9.	156.3	1989	12 games
10.	159.1	2005	12 games

#### AVERAGE YARDS PER PUNT

##### Most

1.	49.94	1993	11 games
2.	47.30	2002	12 games
3.	46.64	2012	13 games
4.	45.81	1982	11 games
5.	44.86	1968	10 games
6.	44.66	2014	13 games
7.	44.61	2004	11 games
8.	44.31	1988	12 games
9.	43.74	1959	10 games
10.	43.61	2000	12 games

##### Fewest

1.	33.99	1977	11 games
2.	35.98	1990	12 games
3.	36.01	1980	12 games
4.	36.43	2005	12 games
5.	36.63	2001	13 games
6.	37.17	1992	12 games
7.	37.23	2009	13 games
8.	37.87	2006	13 games
9.	38.10	2010	13 games
10.	38.15	1998	13 games

#### PUNT RETURNS

##### Most

1.	60	1985	13 games
2.	55	1979	11 games
3.	52	1984	12 games
4.	51	1968	10 games
5.	50	1986	12 games
6.	49	1978	12 games
7.	44	1967	10 games
	44	1969	10 games
9.	43	1981	12 games
10.	40	1992	12 games
	40	1990	12 games

##### Fewest

1.	19	1982	11 games
2.	20	2004	11 games
3.	21	2008	13 games
4.	23	1993	11 games
5.	24	2017	13 games
6.	24	2016	13 games
7.	24	1996	14 games
8.	25	2010	13 games
	25	2011	13 games
	25	2015	13 games
	25	2002	12 games

#### PUNT RETURN YARDS

##### Most

1.	630	1969	10 games
2.	517	1967	10 games
3.	489	1984	12 games
4.	484	1968	10 games
5.	482	1985	13 games
6.	452	1995	11 games
7.	420	1971	11 games
8.	418	1979	11 games
9.	414	1986	12 games
10.	410	1996	14 games

##### Fewest

1.	118	2017	13 games
2.	120	2008	13 games
3.	136	1977	11 games



4.	142	1975	11 games
5.	152	1983	11 games
6.	157	2007	13 games
7.	162	1962	10 games
8.	166	2004	11 games
9.	174	2009	13 games
10.	176	1993	11 games

#### **PUNT RETURN YARDS PER GAME**

##### **Most**

1.	41.1	1995	11 games
2.	40.8	1984	12 games
3.	38.0	1979	11 games
4.	37.1	1985	13 games
5.	34.5	1986	12 games
6.	33.6	1978	12 games
7.	31.1	1981	12 games
8.	30.7	2006	13 games
9.	29.3	1996	14 games
10.	28.1	1992	12 games

##### **Fewest**

1.	6.3	2008	13 games
2.	9.1	2017	13 games
3.	12.1	2007	13 games
4.	12.4	1977	11 games
5.	12.9	1975	11 games
6.	13.4	2009	13 games
7.	13.8	1983	11 games
8.	15.1	2004	11 games
9.	15.7	2016	13 games
10.	15.8	2005	12 games

#### **KICKOFF RETURNS**

##### **Most**

1.	55	1993	11 games
2.	53	2008	13 games
3.	50	2001	13 games
	50	1988	12 games
5.	49	1991	12 games
	49	2014	13 games
7.	47	1989	12 games
	47	2011	13 games
	47	2007	13 games
10.	44	1997	11 games
	44	2013	13 games
	44	2010	13 games

##### **Fewest**

1.	15	1982	11 games
2.	17	1999	11 games
3.	18	1981	12 games
	18	1985	13 games
5.	20	1983	11 games
6.	22	1979	11 games

7.	24	1977	11 games
8.	25	1995	11 games
9.	26	2012	13 games
	26	1978	12 games

#### **KICKOFF RETURN YARDS**

##### **Most**

1.	1,312	1993	11 games
2.	1,304	2008	13 games
3.	1,279	1979	11 games
4.	1,106	1988	12 games
5.	1,094	2001	13 games
	1,094	2007	13 games
7.	1,088	2013	13 games
8.	1,071	2011	13 games
9.	1,068	1989	12 games
10.	984	2010	13 games

##### **Fewest**

1.	247	1981	12 games
2.	266	1982	11 games
3.	382	1999	11 games
4.	391	1985	13 games
5.	402	1983	11 games
6.	472	1995	11 games
7.	481	1978	12 games
8.	492	1977	11 games
9.	550	1984	12 games
10.	571	2006	13 games

#### **KICKOFF RETURN YARD AVERAGE**

##### **Highest**

1.	26.8	1996	14 games
2.	26.32	1979	11 games
3.	24.7	2013	13 games
4.	24.6	2008	13 games
5.	24.37	1969	10 games
6.	24.3	1998	13 games
7.	24.2	2012	13 games
8.	24.06	1960	10 games
9.	23.39	1961	10 games
10.	23.11	1964	10 games

##### **Lowest**

1.	13.7	1981	12 games
2.	16.2	1991	12 games
3.	17.2	2005	12 games
4.	17.6	2017	13 games
5.	17.7	1982	11 games
6.	18.5	1978	12 games
7.	18.8	1990	12 games
8.	18.9	1995	11 games
9.	19.1	1987	12 games
10.	19.3	1994	12 games

#### **KICKOFF RETURN YARDS PER GAME**

##### **Most**

1.	119.3	1993	11 games
2.	116.3	1979	11 games
3.	100.3	2008	13 games
4.	92.2	1988	12 games
5.	89.0	1989	12 games
6.	84.2	2007	13 games
	84.2	2001	13 games
8.	83.7	2013	13 games
9.	82.4	2011	13 games
10.	77.8	1997	11 games

##### **Fewest**

1.	20.6	1981	12 games
2.	24.2	1982	11 games
3.	30.1	1985	13 games
4.	34.7	1999	11 games
5.	36.5	1983	11 games
6.	40.1	1978	12 games
7.	42.9	1995	11 games
8.	43.9	2006	13 games
9.	44.7	1977	11 games
10.	45.8	1984	12 games



## TEAM GAME

Season records may not include seasons prior to 1975. The amount and availability of archived statistics is less and less in the earlier seasons.

Bowl statistics were counted as part of season statistics starting in the 2002 season.

## OFFENSE

### POINTS SCORED

Most	Opponent	Year
1. 83	UTEP	1980
2. 70	Wagner	2015
	70 Tulane	2001
	70 Utah	1989
	70 Utah State	1980
6. 68	UTEP	1977
7. 67	San Jose State	1967
	67 Western State	1951
8. 66	New Mexico	1983
9. 65	New Mexico	1988
	65 UTEP	1981
	65 Utah State	1977
Fewest		
1. 0	UTEP	1978
	0 Arizona State	1975
	0 Utah	2003
	0 Michigan	2015
	0 LSU	2017

### TOTAL OFFENSIVE PLAYS

Most		
1. 115	Houston	2013
2. 105	Hawaii	2001
3. 102	Nevada	2014
4. 101	Utah State	1976
	101 UCLA	1995
6. 100	Utah State	2002
	100 Utah	1967
7. 99	Texas	2013
9. 97	Boise State	1977
	97 Washington	2013
11. 96	Houston	2014
	96 UNLV	2004
	96 Hawaii	2002
Fewest		
1. 21	Bowling Green	1975
2. 30	Wyoming	2006
3. 45	Rice	1997
4. 46	Utah	2003

5. 50	Wyoming	2016
	50 Michigan	2015
	50 Air Force	1989
8. 51	Southern Miss	1975
	51 Florida State	1991
10. 52	UTEP	1997
	52 UTEP	1984

### TOTAL OFFENSIVE YARDS

Most		
1. 777	New Mexico	1983
2. 767	San Diego State	1991
3. 750	Utah	1989
4. 741	Wagner	2015
5. 736	UTEP	1980
6. 734	Tulane	2001
7. 732	Utah State	1990
8. 715	Air Force	1983
9. 713	Southern Miss	1976
10. 710	Utah State	1980
	707 Weber State	1979
Fewest		
1. 97	LSU	2017
2. 105	Michigan	2015
3. 108	Wyoming	1976
4. 147	TCU	2010
5. 156	Utah	2003
6. 158	Penn State	1991
7. 167	San Diego State	1986
8. 177	Colorado State	2000
9. 180	San Diego State	1978
10. 188	New Mexico	2002

### AVERAGE YARDS PER PLAY

Most		
1. 15.43	Bowling Green	1975
2. 15.13	Wyoming	2006
3. 11.11	Nebraska	2015
4. 10.71	Utah	1989
5. 10.70	Wagner	2015
6. 10.34	San Diego State	1990
7. 10.22	New Mexico	1983
8. 9.64	Colorado State	2001
9. 9.49	Utah State	1993
10. 9.47	Utah State	1980
Fewest		
1. 1.57	Wyoming	1976
2. 2.10	Michigan	2015
3. 2.47	San Diego State	1978
4. 2.55	LSU	2017
5. 2.58	TCU	2010
6. 2.69	San Diego State	1986
7. 2.70	Wyoming	1988
8. 2.73	Florida State	2010

9. 2.74	UNLV	2007
10. 2.82	San Diego State	1976

### TURNOVERS

1. 9	Utah	1968
2. 8	Utah	1988
	8 UNLV	1981
	8 Arizona State	1977
5. 7	Utah State	2017
	7 Hawaii	2001
	7 UTEP	1987
	7 Utah	2011
	7 Stanford	2004
	7 Wyoming	1988

### FUMBLES

1. 9	Hawaii	2001
2. 7	Hawaii	1978
	7 Colorado State	1988
	7 New Mexico	1989
5. 6	New Mexico	1981
	6 UTEP	1989
	6 UNLV	2001
	6 Utah	2011
	6 UNLV	2004
	6 Fresno State	1998
	6 UTEP	1978

### FUMBLES LOST

1. 6	Hawaii	2001
	6 Utah	2011
	6 New Mexico	1981
4. 5	Arizona State	1977
	5 UTEP	1975
6. 4	10 others:	
	last Middle Tenn.	2013

### SACKS GIVEN UP

Most		
1. 11	UCLA	1993
2. 10	Washington	1986
	10 Hawaii	1989
4. 9	Wyoming	1988
5. 8	San Diego State	1986
	8 Houston	2013
	8 San Diego State	1988
	8 Washington	1996
	8 Boise State	2004
	8 Florida State	2010

### FIRST DOWNS

Most		
1. 49	Utah	1993
2. 41	Houston	2013



3.	39	Air Force	2005
	39	Air Force	1983
5.	38	San Diego State	1983
	38	Hawaii	2001
	38	Navada	2014
8.	37	Utah State	1977
	37	San Diego State	1991
	37	Washington	1999

Fewest

1.	6	LSU	2017
2.	7	Wyoming	2006
3.	8	Mississippi State	2017
	8	Michigan	2015
	8	UTEP	1997
6.	9	Utah	2003
	9	Penn State	1991
	9	Colorado State	2000
9.	10	San Diego State	1986
	10	TCU	2010
	10	New Mexico	2002

### RUSH FIRST DOWNS

Most

1.	27	Utah	1993
	27	Utah	1986
3.	24	Texas	2013
4.	22	San Diego State	2007
5.	20	Air Force	1994
	20	Colorado State	2001
	20	Fresno State	1992
	20	UConn	2015
	20	Hawaii	2012
	20	Air Force	1988

Fewest

1.	0	Oregon	1990
2.	1	LSU	2017
	1	USC	2004
	1	Texas A&M	1979
	1	Utah	2002
	1	FSU	2000
	1	Washington	1996
	1	Washington	1986
	1	Syracuse	2000
	1	Utah	2011
	1	Hawaii	1989
	1	Texas A&M	1996
	1	UCLA	2007

### PASSING FIRST DOWNS

Most

1.	30	Colorado State	1981
2.	27	New Mexico	1985

3.	26	Utah State	1990
	26	Wyoming	1979
5.	25	Nevada	2014
	25	Tulsa	2007
	25	Washington State	1989
8.	24	San Diego State	1983
	24	UTEP	1980
	24	San Diego State	1991
	24	Hawaii	2001

Fewest

1.	1	Wyoming	2006
	1	Utah	2003
	1	Utah	1997
	1	Stanford	2003
5.	2	Michigan	2015
	2	San Diego State	1986
	2	Nevada	2013
8.	3	Colorado State	1975
9.	4	Mississippi State	2017
	4	LSU	2017
	4	Wyoming	1977
	4	Hawaii	1997
	4	Utah	1969
	4	San Diego State	1976
	4	Wyoming	2010
	4	UNLV	2000

### MOST PENALTY FIRST DOWNS

1.	8	Mississippi State	2000
2.	7	UTEP	1981
3.	6	Hawaii	2001
	6	Colorado State	1989
	6	Florida State	2000
6.	5	13 other games	

## RUSHING

### RUSHING YARDS

Most

1.	550	Texas	2013
2.	465	at Montana	1958
3.	460	Fresno State	1958
4.	454	Utah	1986
5.	437	Tulane	2001
6.	421	Idaho State	2013
7.	410	Colorado State	2001
8.	398	Wyoming	1975
9.	396	Hawaii	2012
10.	394	Nevada	2013

Fewest

1.	-96	New Mexico	1970
2.	-86	Pittsburgh	1987
3.	-55	Hawaii	1989
4.	-47	Oregon	1990

5.	-45	Washington	1986
6.	-35	Air Force	1985
7.	-29	Air Force	1995
8.	-21	Air Force	2002
9.	-16	San Diego State	1995
10.	-5	LSU	2017
	-5	San Diego State	1978
	-5	Stanford	2003
13.	-2	Utah	2002
	-2	FSU	2000
15.	0	UTEP	1997
	0	Penn State	1991

### RUSHING ATTEMPTS

Most

1.	77	Utah	1986
2.	74	Wyoming	1975
3.	73	Colorado State	1959
4.	72	Texas	2013
5.	71	Houston	2013
6.	67	Utah State	1970
7.	65	Utah	1975
8.	63	Utah	1996
	63	UCLA	1995
	63	Wyoming	1971
	63	Arizona	1959
	63	Utah	1958

Fewest

1.	14	LSU	2017
	15	Mizzou	2015
2.	16	Boston College	2005
	16	Notre Dame	1992
	16	Colorado State	2000
5.	17	Utah	1995
6.	18	Air Force	2002
	18	UGA	1982
8.	19	Oregon	1990
	19	FSU	1991
	19	San Diego State	2005
	19	Utah	1982
	19	FSU	2009

### RUSHING YARDS PER ATTEMPT

Most

1.	11.35	UTEP	1984
2.	11.0	GWU	1962
3.	9.15	ISU	2013
4.	9.11	Colorado State	2001
5.	8.92	Tulane	2001
6.	8.76	Nevada	2013
7.	8.02	Utah	1989
8.	7.86	Wagner	2015

9. 7.8	Fresno State	1958
10. 7.64	Texas	2013
<b>Fewest</b>		
1. -2.97	Pitt	1987
2. -2.47	Oregon	1990
3. -2.20	Hawaii	1989
4. -1.88	Washington	1986
5. -1.67	Air Force	1985
6. -1.21	Air Force	1995
7. -1.17	Air Force	2002
8. -0.62	San Diego State	1995
9. -0.36	LSU	2017
10. -0.20	Stanford	2003
11. -0.12	San Diego State	1978
12. -0.09	Utah	2002
13. -0.08	FSU	2000

### **RUSHING TOUCHDOWNS**

1. 7	Colorado State	2001
7	Tulane	2001
3. 6	Toledo	2016
6	Wagner	2015
6	Utah	1989
6	San Diego State	1990
6	UNLV	2009
6	Utah State	1987
6	San Diego State	1982
10. 5	17 times:	
	last time vs. Texas	2014

## **PASSING**

### **PASSING YARDS**

<b>Most</b>		
1. 619	Utah State	1993
2. 599	San Diego State	1991
3. 598	Utah State	1990
4. 585	New Mexico	1985
5. 583	Utah	1977
6. 575	New Mexico	1990
7. 566	Texas Western	1966
8. 565	Utah	1981
9. 545	Utah State	1980
10. 542	UTEP	1980
542	Colorado State	1980
12. 538	Colorado State	1981
13. 537	Tulsa	2007
537	Washington State	1989
15. 536	A&M	1996
16. 517	TCU	2005
17. 515	Southern Miss	1976
515	Hawaii	2001
19. 514	San Diego State	1990
20. 509	Utah State	1976

21. 508	Boston College	1985
22. 507	New Mexico	1983
23. 501	Washington	1999

<b>Fewest</b>		
1. 41	Utah	2003
2. 55	Michigan	2015
3. 61	Boise State	2012
4. 67	Utah	1969
5. 70	Utah	1997
70	Utah	1996
7. 73	San Diego State	1986
8. 80	San Diego State	1976
80	Colorado State	1975
10. 81	Wyoming	2010

### **PASSING ATTEMPTS**

<b>Most</b>		
1. 68	UNLV	2004
2. 65	Colorado State	1981
65	Hawaii	2001
4. 63	Nevada	2014
5. 61	New Mexico	1985
6. 60	BC	2006
60	Hawaii	1980
60	Boston College	2005
60	TCU	1987
10. 59	Washington	1999
59	UTEP	1988
59	Boise State	2003

<b>Fewest</b>		
1. 12	Utah	1996
2. 14	Utah	2003
3. 15	Wyoming	2016
15	Utah	1986
15	Rice	1996
6. 16	Utah	1969
16	Utah	1997
8. 17	USM	1975
9. 17	San Diego State	1998
17	Air Force	1988

### **PASSING YARDS/ATTEMPT**

<b>Most</b>		
1. 15.22	Wagner	2015
2. 14.60	Rice	1996
3. 14.59	Utah State	1979
4. 14.52	Utah	1989
5. 14.50	UTEP	1989
6. 14.18	Wyoming	2009
7. 14.07	Utah State	1993
8. 13.9	North Texas St.	1961
9. 13.70	New Mexico	1983
10. 13.63	Utah State	1980

<b>Fewest</b>		
1. 1.964	Michigan	2015
2. 2.920	San Diego State	1986
3. 2.927	Colorado State	2000
4. 2.929	Utah	2003
5. 2.938	New Mexico	2002
6. 3.033	TCU	2010
7. 3.200	San Diego State	1976
8. 3.211	Boise State	2012
9. 3.286	FSU	2010
10. 3.333	Colorado State	1975

### **COMPLETIONS**

<b>Most</b>		
1. 44	Colorado State	1985
2. 44	Colorado State	1981
3. 42	New Mexico	1985
4. 41	Boston college	2005
5. 40	North Texas State	1980
6. 40	Hawaii	2001
7. 39	Air Force	1983
8. 39	Washington	1999
9. 39	Nevada	2014
10. 38	Utah State	1977
38	Miami	1990
38	Boston College	2006

<b>Fewest</b>		
1. 4	Utah	2003
2. 5	Utah	1969
3. 7	Utah	1996
7	Arizona State	1998
5. 8.	Wyoming	2016
8	Boise State	2012
8	San Diego State	1986
8	Penn State	1991
8	Utah	1968
10. 9	Wyoming	1975
9	Hawaii	1986
9	Rice	1997
9	Texas	2013

### **COMPLETION PERCENTAGE**

<b>Highest</b>		
1. 91.2%	FSU	1995
2. 90.9%	Wyoming	2009
3. 86.2%	Utah	1983
4. 85.2%	Wagner	2015
5. 83.8%	New Mexico	1983
6. 83.3%	San Diego St.	2008
7. 82.9%	UNI	2008
8. 81.8%	TU	2001
9. 81.5%	New Mexico	1977
10. 81.0%	UVA	2000





## Lowest

1.	22.9%	Utah	1968
2.	27.0%	OSU	1986
3.	28.6%	Utah	2003
4.	30.8%	Penn State	1991
5.	31.3%	Utah	1969
6.	32.0%	San Diego St.	1986
7.	32.5%	UVa	2013
8.	33.3%	ASU	1998
	33.3%	Texas	2013
10.	34.4%	New Mexico	2002

**INTERCEPTIONS THROWN**

1.	6	UGA	1982
	6	Wyoming	1977
	6	Utah	1968
	6	Arizona	1971
	6	New Mexico	1970
4.	5	Utah State	1990
	5	Utah	1993
	5	Oregon	1990
	5	Utah	1988
	5	Mia	1988
	5	Utah	2008
	5	Colorado State	1965
	5	North Texas State	1970
	5	Wyoming	1966

**PASSING TDS**

1.	7	Utah State	1980
	7	UTEP	1980
	7	Colorado State	1977
	7	UCLA	2008
	7	Colorado State	1981
	7	Utah State	1977
7.	6	San Diego State	1991
	6	New Mexico	1983
	6	A&M	1996
	6	BGU	1983
	6	New Mexico	1979
	6	Utah	1983
	6	NMSU	2012
	6	BU	1984

**PASS EFFICIENCY**

## Highest

1.	295.81	New Mexico	1986
2.	270.04	Wyoming	2009
3.	261.94	Wagner	2015
4.	255.31	Rice	1996
5.	246.99	New Mexico	1983
6.	246.77	Utah	1989
7.	245.85	San Diego St.	2006
8.	242.83	Utah	1983
9.	242.64	Colorado State	2010
10.	239.28	Savannah State	2014

## Lowest

1.	24.5	San Diego St.	1986
2.	24.6	Utah	2003
3.	35.2	Utah	1968
4.	36.0	Wyoming	1977
5.	37.5	Boise State	2012
6.	46.6	New Mexico	2002
7.	50.9	San Diego S.	1976
8.	51.5	Boise State	2003
9.	58.4	Colorado State	1975
10.	58.8	TCU	2010

**DEFENSE****INT RETURN YARDS**

## Most

1.	228	Arkansas State	1996
2.	176	Colorado State	1987
3.	138	UTEP	1977
4.	125	Colorado State	1999
5.	123	Tulsa	1971
6.	109	Boise State	2016
7.	105	Mississippi State	2017
8.	104	UNLV	1981
9.	102	Wyoming	1971
10.	99	San Diego State	2001

## Most since 2000

1.	109	Boise State	2016
2.	105	Mississippi State	2017
3.	99	San Diego State	2001
4.	88	Fresno State	2015
5.	86	Wyoming	2004
6.	80	Utah	2010
	80	New Mexico	2002
8.	77	Eastern Wash.	2007
9.	76	Boise State	2015
10.	75	Utah	2004

**INTERCEPTIONS**

## Most

1.	5	Utah	1991
	5	Utah State	1990
	5	Colorado State	1990
	5	UTEP	1987
	5	Utah State	1985
	5	Utah	1983
	5	Colorado State	1980
	5	San Diego State	1979
	5	Weber State	1979
	5	UTEP	1977

## Most since 2000

1.	4	Wyoming	2004
	4	Wyoming	2000
	4	UNLV	2006

4	Hawaii	2002
3	22 times:	
	last Utah	2016

**SACKS**

## Most

1.	9	Colorado State	1987
2.	8	San Diego State	1986
	8	Cincinnati	2015
	8	UCLA	1983
5.	7	Hawaii	1987
	7	New Mexico	1999
	7	Utah State	1988
	7	Air Force	1999
	7	UNLV	1996
10	6	11 times: last Weber State	2012

## Most since 2000

1.	8	Cincinnati	2015
2.	6	Weber State	2012
	6	Idaho Stae	2011
	6	San Diego State	2003
	6	Boise State	2004
6.	5	New Mexico St.	2012
	5	UNLV	2010
	5	San Diego State	2002
	5	Utah State	2008
	5	Cal	2001
	5	New Mexico	2009
	5	Colorado State	2006
	5	UNLV	2005

**POINTS ALLOWED**

## Fewest

21 shutouts
Last: SSU 2014
LAST FBS: Hawaii 2012

## Most

1.	72	Hawaii	2001
2.	68	UCLA	1993
3.	59	Hawaii	1990
4.	58	Colorado State	2003
	58	Utah State	1993
6.	57	Utah	1988
7.	56	Hawaii	1989
8.	55	Memphis	2014
	55	Boise State	2014
	55	Tulsa	2007

**FIRST DOWNS ALLOWED**

## Fewest

1.	5	UNLV	1998
2.	6	Savannah State	2014
	6	Utah State	1986

6	Wagner	2015
5. 7	Southern Utah	2016
7	Colorado State	2006
7	Hawaii	1997
7	Weber State	1979
7	Oregon State	1978
7	Kansas State	1976

Most

1. 46	Utah	1993
2. 35	Mississippi State	2017
35	Virginia	2014
4. 34	Cal	2014
5. 33	Toledo	2016
6. 32	UNLV	1981
32	New Mexico	1994
8. 31	Hawaii	2001
9. 30	San Diego State	1991
30	Colorado State	1981
30	UTEP	1977

#### ***MOST RUSHING TOUCHDOWNS ALLOWED***

1. 7	Air Force	2002
2. 5	Hawaii	1990
5	Utah	1998
5	Alabama	2004

#### ***RUSHING YARDS ALLOWED***

Fewest

1. -26	Colorado State	1988
2. -14	New Mexico	1987
3. -12	UTEP	2010
4. -10	New Mexico	1999
5. -5	Hawaii	1986
-5	Washington State	2012
7. -1	Oregon State	1986
8. 2	UNLV	2005
9. 8	Utah State	1988
10. 9	Wyoming	2007
9	UCLA	2008
9	Houston	2014

Most

1. 504	TCU	1987
2. 454	Hawaii	1993
3. 440	Colorado State	2001
4. 424	Wyoming	1976
5. 409	Air Force	2010
6. 394	Air Force	1995
7. 386	Air Force	2002
8. 384	Rice	1997
9. 354	Utah	2004
10. 350	Wyoming	1981

#### ***OPPONENT RUSHING ATTEMPTS***

Fewest

1. 12	San Diego State	2010
2. 13	Houston	2014
3. 14	Utah	1986
4. 15	San Diego State	1985
5. 16	Hawaii	2011
16	San Diego State	2009
16	Washington State	2012
16	UCLA	2008
9. 17	UNLV	1982
10. 17	Colorado State	1999

Most

1. 79	Air Force	2002
2. 74	Rice	1997
3. 73	Wyoming	1976
4. 72	UTEP	1984
5. 71	Air Force	1989
71	Georgia	1982
7. 69	UTEP	1977
8. 68	Arizona State	1977
9. 67	Penn State	1991
10. 66	Southern Miss	1975
66	Colorado State	1977

#### ***PASSING YARDS ALLOWED***

Fewest

1. 0	Rice	1996
2. 18	Kansas State	1976
3. 19	Colorado State	1979
4. 21	Air Force	1990
21	UNLV	1998
6. 25	Air Force	1987
7. 31	Utah State	1986
8. 32	TCU	1987
9. 34	Utah	1969
10. 36	Georgia	1982

Most

1. 568	San Diego State	1991
2. 543	Hawaii	2001
3. 505	Toledo	2016
4. 490	Tulsa	2007
5. 489	Oregon	1989
6. 473	UNLV	1981
473	Wyoming	1991
8. 472	Utah State	1993
9. 467	Notre Dame	2005
10. 462	Utah	1993

#### ***OPPONENT PASSING ATTEMPTS***

Fewest

1. 3	Rice	1997
2. 5	Rice	1996



3.	6	Air Force	1990
4.	7	Wyoming	1976
	7	Air Force	1987
	7	Kanas State	1976
7.	8	TCU	1987
8.	9	Air Force	2002
	9	UTEP	1976
	9	Arizona	1976

#### Most

1.	62	San Diego State	1990
2.	60	Cal	2014
	60	Idaho State	2011
4.	58	Virginia	2014
5.	57	UNLV	1981
	57	Utah State	2002
	57	Utah State	1993
	57	Utah State	1992
	57	Idaho State	2013
10.	56	Utah	1992

### COMPLETIONS ALLOWED

#### Fewest

1.	0	Rice	1996
2.	1	Air Force	1990
	2	Rice	1997
	2	Air Force	1987
5.	3	Wyoming	1976
	3	Kansas State	1976
	3	TCU	1987
	3	Arizona	1976
	3	Colorado State	1979
10.	4	9 others: last vs. GT	2012

#### Most

1.	38	Cal	2014
2.	35	Virginia	2014
3.	34	Wyoming	1992
	34	Idaho State	2011
5.	33	Bowling Green	1983
	33	San Diego State	2007
	33	San Diego State	1990
8.	32	Notre Dame	2005
	32	Florida State	2000
10.	31	8 teams: Last was Houston	in 2014

### COMPLETION PERCENTAGE ALLOWED

#### Lowest

1.	0.00%	Rice	1996
2.	16.7%	Air Force	1990
3.	22.7%	Air Force	2009
4.	25.0%	Utah	1969
	25.0%	UNLV	1998

	25.0%	Colorado State	1979
7.	26.3%	Weber State	1979
8.	26.7%	Oregon State	1978
	26.7%	UNLV	1978
	26.7%	Georgia	1982

#### Highest

1.	100.0%	UNLV	1999
2.	94.7%	Wisconsin	2017
3.	83.8%	Utah	2008
4.	83.3%	Syracuse	2000
5.	80.0%	Wyoming	2005
6.	79.2%	Washington	1997
7.	78.9%	Toledo	2016
8.	78.6%	Florida State	2009
	78.6%	Arizona State	1995
	78.6%	Wyoming	1984

## SPECIAL TEAMS

### KICKOFF RETURNS

1.	11	Utah State	1993
2.	10	UCLA	1993
	10	Tulsa	2007
	10	Hawaii	1990
5.	9	Hawaii	1989
	9	Utah	2011
7.	8	8 times, last: Toledo	in 2016

### KICKOFF RETURN YARDS

			#RET
1.	270	Utah State	1993 11
2.	259	Tulsa	2007 10
3.	226	Utah	2008 8
4.	215	UCLA	1993 10
5.	207	Air Force	1989 5
6.	197	Wyoming	1960
7.	194	Washington	1986 8
8.	189	Hawaii	1990 10
9.	180	Oregon	1989 7
	180	Utah State	1997 6

### PUNTS

1.	12	Oregon State	1978
	12	UNLV	2006
3.	11	Michigan	2015
	11	Texas	1987
	11	Virginia	2013
6.	10	New Mexico	2007
	10	UCF	2014
	10	San Diego St.	1986
	10	New Mexico	2003
	10	Washington	1998
	10	Pittsburgh	1987

10	New Mexico	1980
10	New Mexico	1998
10	Nevada	2001

#### FEWEST PUNTS

0	10 games w/o punting since 1975
	last time: Wagner 2015

#### PUNT YARDS

Most		#punts
1.	475 Michigan	2015 11
2.	462 New Mexico	2007 10
3.	460 Texas	1987 11
4.	456 Utah State	1984 9
5.	452 Stanford	2003 9
6.	450 Colorado State	1979 9
7.	435 UCF	2014 10
8.	433 San Diego St.	1986 10
9.	430 Texas A&M	1979 9
10.	421 Notre Dame	2004 9

#### PUNT RETURN YARDS

Most		
1.	172 UTEP	1969
2.	158 UTEP	1978
3.	155 Hawaii	1997
4.	152 Utah	1971
5.	148 Pacific	1966
6.	144 New Mexico	1969

7.	137 San Jose St.	1967
8.	134 Tulane	2001
9.	132 North Texas St.	1970
10.	117 UTEP	1991
	117 Arizona State	1965
12.	109 Wyoming	1995
	109 San Diego St.	1995
14.	108 Wyoming	2006
	108 Utah State	1969
16.	107 Middle Tenn.	2013
17.	100 Tulsa	1984
18.	99 UTEP	1985

#### PUNT RETURNS

1.	9 Arizona	1969
2.	8 Utah	1979
	8 San Diego State	1984
	8 Utah	1992
	8 Wyoming	1978
	8 Weber State	1979
	8 Colorado State	1988
	8 UTEP	1978
	8 New Mexico	1985
	8 Utah	1971
	8 Wyoming	1969
	8 Colorado State	1963
13.7	Happened 11 times, Last: vs. Tulane in 2001	





The 2018 BYU Football Almanac has been designed to provide local, regional and national media with useful information about the BYU football program, its history and tradition. Additional information, including video and feature content and bios on all players, is available online at [BYUcougars.com](http://BYUcougars.com). Should you require additional information, such as photographs, video or additional media guides, please contact the BYU Athletic Communications office at (801) 422-8948. We appreciate your coverage of BYU football and look forward to working with you this season.

### **CREDENTIAL REQUESTS**

All requests for credentials to cover BYU football should be sent from the editor or sports director via official company communication to Brett Pyne in the Athletic Communications office ([brett\\_pyne@byu.edu](mailto:brett_pyne@byu.edu); BYU Athletic Communications, 30 SFH, Provo, UT 84602; Fax 801-422-0633). Credentials shall be issued only to accredited newsgathering media outlets. Fan-based websites will not be issued media access and credentials but are invited to utilize resources provided online at [BYUcougars.com](http://BYUcougars.com) to obtain notes, quotes, statistics and other information about BYU football.

All single-game credential requests should be received no later than one

week prior to the date of the game to ensure consideration. Credentials for working media are restricted in accordance with BYU and NCAA rules and guidelines. Non-working persons, including spouses, dates and children, will not be credentialed and are not allowed in the working media areas during the game as dictated by NCAA guidelines. It is our intention to ensure proper, professional use is made of the space available for credentialed media.

### **PHOTOGRAPHY**

Sideline credentials will be issued only to accredited photographers and television reporters/camera operators on a specific newsgathering assignment. Television organizations shall be restricted to one camera operator and one reporter on the field at all times, except by prior approval from the BYU Athletic Communications office. Freelance and amateur photographers, not on assignment from a credentialed media outlet, are not eligible for credentials.

Credentials must be displayed prominently. All NCAA rules will be enforced regarding media representatives on the sidelines. Photographers are not permitted to shoot between the 25-yard lines. Individuals or organizations violating sideline policies may be required to surrender their credentials

and be removed from the stadium. For additional questions regarding photography guidelines, please contact University photographer Jaren Wilkey at (801) 422-7322.

### **MEDIA SERVICES**

The working media area is located on the third floor of the press box, situated on the west side of LaVell Edwards Stadium. Access to the press loge may be obtained via either the north or south elevators with media credentials.

The BYU Athletic Communications staff will provide working media with game notes, season stats, depth charts, flip cards, programs, game stats, in-game notes via the [@BYUgamenotes](https://twitter.com/BYUgamenotes) Twitter feed, post-game notes and quotes and media guides for both teams.

With four minutes remaining on the game clock, media are invited to take the south elevator to ground level in preparation for the postgame press conference. BYU head coach Kalani Sitake and selected players will be available in the interview room following the mandatory 10-minute cool-off period. The BYU locker room is closed to the media.

The BYU press box is also equipped with wireless internet access. Wireless passwords will be provided



with other game materials to media working in the press box.

### **PARKING**

LaVell Edwards Stadium is located on the northwest corner of the BYU campus, just off Canyon Road (200 East) and University Parkway (1650 North) in Provo. Media parking is in Lot No. 2, immediately west of the stadium. Parking passes are required and must be obtained in advance.

### **INTERVIEWS**

All interview and information requests regarding all players, coaches and Athletic Department personnel must be arranged in advance through the Athletic Communications office (see contact information below). BYU provides regular media availability

each week. Local media members are responsible for attending media availability to conduct interviews. Opponent and national media can arrange telephone interviews through the Athletic Communications office. The Athletic Communications office will send an advisory each week detailing the weekly availability opportunities. Any other interview requests must be made at least 24 hours in advance. Interviews with players are not permitted after Wednesday each game week. Player interviews will not be conducted during regular class hours.

Please contact the Athletic Communications office for specific times and other details if requesting access opportunities.

### **DISCLAIMER**

The Brigham Young University Athletic Communications department reserves the right to revoke or deny working media credentials and/or access to any individual or organization at any time for any reason. All credentials are the property of Brigham Young University and must be surrendered upon request.

(AREA CODE – 801)

### **MEDIA RELATIONS**

Duff Tittle-Associate AD/Communications. . . . 422-4910  
 Brett Pyne-Football. . . . . 422-4912  
 Kenny Cox-Football/Legacy Hall. . . . . 422-5202  
 Kyle Chilton-Men's Basketball. . . . . 422-4909  
 Norma Collett-Women's Basketball. . . . . 422-4908  
 TBA/Baseball and Game Programs. . . . . 422-9769  
 Jenny Wheeler-Office Manager. . . . . 422-8948  
 Ari Davis-Softball/Football. . . . . 422-8999  
 Royce Hinton-Men's/Women's Volleyball . . . . 422-8999  
 Tatiana Littlefield-Soccer . . . . . 422-8999

Address: 30 SFH, Provo, Utah 84602  
 Website: [www.byucougars.com](http://www.byucougars.com)  
 Edwards Stadium Pressbox: 801-422-2609



### **BRETT PYNE**

FB Media Relations Director  
 801-422-4912  
 801-367-1631 (c)  
[brett\\_pyne@byu.edu](mailto:brett_pyne@byu.edu)



### **KENNY COX**

Asst. FB Media Relations Director  
 801-422-5202  
 801-420-7703 (c)  
[kenny\\_cox@byu.edu](mailto:kenny_cox@byu.edu)



### **ARI DAVIS**

FB Media Relations Grad. Assistant  
 801-422-8999  
 801-243-8265  
[footballpr@byu.edu](mailto:footballpr@byu.edu)





## TELEVISION PARTNERS

On Sept. 1, 2010, Brigham Young University announced a partnership with ESPN to televise Cougar football on the sports leader's family of networks. BYU is the first program to sign an exclusive deal with ESPN.

ESPN has agreed that any BYU home games it doesn't select may be televised live on BYUtv.

Since 2011, every BYU home football game has been televised to a live national audience on the ESPN family of networks or BYUtv. Additionally, BYU's national fan base is able to view same-day rebroadcasts on BYUtv of every home game and any away game to which ESPN has rights through

conference agreements with the host team.

# ESPN

"We've long sought broad,

nationwide access to our games for our fans and increased visibility among those who may be less familiar with our university and athletic programs," said then BYU President Cecil O. Samuelson. "We've also been looking for ways to take better advantage of our own unique broadcasting resources."

Founded in 2001, BYUtv has grown from a relatively unknown cable channel on a single satellite TV provider to coverage available in 60 million North American homes and is growing every month. It's on the basic tier of both Dish and DirectTV and is carried by more than 800 cable systems.

The network constructed its own state-of-the-art production building that will allow it to televise every game in HD, along with its HD truck with the capability of broadcasting while on the road.



ESPN and ESPN2 are both available in some 90 million homes, while the

24-hour college sports network ESPNU is distributed to more than 70 million homes. ESPN also produces college football games that are broadcast on ABC.

Each year, a minimum of three BYU home games will be carried on ESPN, ESPN2, or ABC and one on ESPNU. At least one game each season will be carried live on BYUtv and simulcast on ESPN3.

ESPN has televised many of the great games in Cougar football history, beginning with the network's first live college football telecast. In that 1984 game, the Cougars defeated No. 3 Pitt at the beginning of BYU's national championship season.

ESPN also carried BYU's defeat of top-ranked Miami in 1990, a contest long rated among the top regular-season college football games on ESPN since that year. BYU's season-opening win over No. 3 Oklahoma was ESPN's ninth-highest rated game of the 2009 regular season.

"BYU is nationally recognized as an outstanding university and for the history and tradition of its premier athletic programs," said Burke Magnus, ESPN executive vice president of programming and scheduling. "Once BYU decided to chart an independent course for football, we both recognized it is a good opportunity to build and grow our strong 30-year relationship. With this agreement, college football fans around the country will see the quality and pageantry of BYU as well as the passion and enthusiasm of its supporters."



## RADIO

BYU football games are heard exclusively on the Nu Skin BYU Sports Network. Broadcasts air on network flagship station KSL Newsradio (102.7 FM/1160 AM) and are produced by BYU Radio, which carries the games on SiriusXM 143 and 107.9 FM.

The "Voice of the Cougars" is Greg Wrubell, entering his 18th season as play-by-play commentator. A BYU graduate, Wrubell is in his 27th season on the football radio broadcast crew, having served as sideline reporter before stepping into the booth.

Wrubell's broadcast partner is former BYU quarterback Marc Lyons, who will be providing analysis and commentary for a 38th season in 2018. Former Cougar receiver Mitchell Juergens makes his debut as the newest member of the broadcast team, reporting from the sidelines. Jason Shepherd returns as the host of pregame, halftime and postgame coverage.

BYU football broadcasts are heard over-the-air via network affiliates in Utah, Idaho and Nevada. Game coverage is also available online at [BYUCougars.com](http://BYUCougars.com), [BYURadio.org](http://BYURadio.org) and via BYU Athletics and BYU Radio mobile apps, with the live audio stream and archives made available to a worldwide listening audience. You can also listen to BYU football on your Alexa smart speakers by asking for "BYU Radio."

## COACHES' SHOWS

In addition to comprehensive game-day coverage, the Nu Skin BYU Sports Network and BYU Broadcasting produce "BYU Football with Head Coach Kalani Sitake," Tuesday nights at 6 p.m. MT, throughout the season. A live audience joins Coach Sitake, player guests and host Greg Wrubell at the BYUtv studios for an insightful and entertaining weekly look inside Cougar football.

In addition, assistant coaches Ed Lamb, Jeff Grimes and Ilaisa Tuiaki will be featured guests on the weekly "Coordinators' Corner" broadcast, airing Mondays in-season, from noon-1 p.m. MT. Greg Wrubell hosts the program, which will air live from the BYU Broadcasting studios and be simulcast on BYU Radio and BYUtv.

## CollegePressBox.com

[Collegepressbox.com](http://Collegepressbox.com) is the official media website for BYU football and all FBS schools. Users may access and download weekly game notes, quotes, statistics, media guides, headshots, logos and more for BYU and other FBS schools. Login information will be distributed to accredited media or you can apply for a password by sending an email to [password@collegepressbox.com](mailto:password@collegepressbox.com).