

Prairie View A&M

SWAC REGULAR SEASON CHAMPIONS • 1950 • '60 • '61 • '62 • 2003
 SWAC TOURNAMENT CHAMPIONS • 1998 • NCAA TOURNAMENT • 1998
 NAIA NATIONAL CHAMPIONS • 1962

DATE	OPPONENT	TIME/RESULT
11-8	@ Mississippi State	L, 71-56
11-11	SCHREINER	W, 100-73
11-14	SAM HOUSTON STATE	L, 108-103 (201)
11-19	@ Texas A&M (FSN)	L, 75-65
11-25	@ Colorado State	L, 95-68
11-27	@ New Mexico State	L, 91-60
11-29	vs. Bethune-Cookman	W, 89-80
12-1	@ Northern Colorado	L, 87-70
12-8	DALLAS CHRISTIAN	Canceled
12-11	@ BYU (BYUtv)	8:00 p.m.
12-14	@ UCLA (Pac-12)	7:00 p.m.
12-21	@ Western Michigan	2:00 p.m.
12-28	@ Wisconsin (ESPNU)	1:00 p.m.
SOUTHWESTERN ATHLETIC CONFERENCE		
1-4	SOUTHERN*	5:00 p.m.
1-6	ALCORN STATE*	7:30 p.m.
1-11	@ Texas Southern*	7:30 p.m.
1-18	@ Jackson State*	5:30 p.m.
1-20	@ Grambling State*	5:00 p.m.
1-25	ARKANSAS-PB*	5:00 p.m.
1-27	MISSISSIPPI VALLEY *	7:30 p.m.
2-1	@ Alabama State*	5:00 p.m.
2-3	@ Alabama A&M*	7:30 p.m.
2-8	TEXAS SOUTHERN*	7:00 p.m.
2-15	JACKSON STATE*	5:00 p.m.
2-17	GRAMBLING STATE*	7:30 p.m.
2-22	@ Arkansas-Pine Bluff*	7:30 p.m.
2-24	@ Mississippi Valley*	7:30 p.m.
3-1	ALABAMA A&M*	5:00 p.m.
3-3	ALABAMA STATE*	7:30 p.m.
3-6	@ Southern*	7:30 p.m.
3-8	@ Alcorn State*	5:00 p.m.
SOUTHWESTERN ATHLETIC CONFERENCE TOURNEY		
3-11-15	TBA (Houston, Texas)	TBA



**PRAIRIE VIEW A&M
PANTHERS**

2013-14 Record: 2-6 (0-0 SWAC)
 Last Game: Lost 87-70 to Northern Colorado
 Coach: Byron Rimm II
 Record at Prairie View A&M: 90-139 (8th year)
 Career Record: 137-179 (11th year)

**BYU
COUGARS**

2013-14 Record: 7-3
 Last Game: Lost 106-95 to UMASS
 Coach: Dave Rose
 Record at BYU: 216-69 (9th season)
 Career Record: 216-69 (9th season)

All home and SWAC games broadcasted live on KPVM 91.3 FM (www.pvamu.edu/kpvm)
 All home games streamed live on PANTHERVISION

THE OPENING TIP

- The Prairie View A&M Panthers hit the road once again as they'll battle BYU on Wednesday night at the Marriott Center in Provo, Utah. This begins a four-game road stretch for the Panthers which spans four states over the next three weeks.
- Wednesday's meeting marks the second overall between BYU and Prairie View A&M as the Cougars lead the all-time series 1-0. The teams last met in 2011 as the contest will be televised live on BYUtv.
- A member of the West Coast Conference this season, BYU was picked to finish second in the WCC as they're coming off an NIT Appearance in 2013.
- The Panthers have not played since Dec. 1 as their contest versus Dallas Christian on Sunday was canceled due to weather conditions which affected travel for Dallas Christian.
- The 2013-14 Panther roster returns only one starter, seven letterwinners and adds seven newcomers.
- The Panthers were picked to finish fourth in the Southwestern Athletic Conference this season. The team finished fifth in the regular season standings last season and fell in the championship of the 2013 SWAC Tournament. Senior post **Jules Montgomery** was named 2013-14 Preseason Defensive Player of the Year.

PANTHER TO WATCH



#31 • Montrael Scott • G • 6-3 • 195 • Junior • Dallas, Texas
 Scott is PVAMU's leading scorer with 15 points per game and top rebounder with 5 boards per outing. The junior is PVAMU's second-leading three-point shooter with a 51 percent clip.



2013-2014 PANTHER BASKETBALL GAME NOTES

WILLIAM NICKS PRESS ROW

The William Nicks Building opens two hours prior to game time. The press row is located on the gym floor of the Williams Nicks Building and can accommodate television, print and radio personnel. Media credentials are required for admittance to press row. Game notes, media guides and programs are provided prior to the game. Play-by-play game accounts will be distributed at the conclusion of each half while a full booklet containing play-by-play and stats provided after the game. Player features and other important information will be forwarded throughout the season on a regular basis.

INTERVIEWS

Prairie View A&M student-athletes (Tue., Wed.) and coaches (Tue., Wed., Thu.) will be available for in-person or phone interviews before or after practice. Requests should be directed to **Ryan McGinty**. All interview requests must be coordinated through the Sports Information Office with at least one day advance notice. Student-athlete's phone numbers will not be given out. Coaches and student-athletes are not available for interviews the day before a game or on game day unless arrangements are made in advance.

POSTGAME INTERVIEWS

Prairie View A&M coach Byron Rimm II and requested players will be available for interviews immediately following the game at a prearranged location in the William Nicks Building. Prairie View A&M's locker room will remain closed following games. **Prairie View A&M University is committed to a policy of equal access for both male and female reporters and photographers.** The visiting SID will determine the best site and establish interview policies for their coaches and players.

PRACTICE COVERAGE

Media wishing to attend Prairie View A&M basketball practices **must be coordinated through the Sports Information Office with at least one day advance notice.** A member of the Sports Information staff will be on hand at practice to assist the media.

MEDIA CREDENTIALS

Working media and photographer credentials for Prairie View's 2011-12 home games will be handled by the Prairie View A&M Sports Information Office. **Requests should be made in writing** by sports editors or sports directors of accredited media outlets on company letterhead. Requests should be made as early as possible and should be **limited to working media only.** Send credential requests to **Ryan McGinty**, SID: rjmcginty@pvamu.edu; fax 936-261-9159; Prairie View A&M Office of Sports Information, P.O. Box 519, Mail Stop 1500, Prairie View, Texas 77446. Credentials will be mailed to the requesting individual or organization if time permits or sent to the visiting school's sports information director for distribution. Credentials can also be picked up at the will-call window at the William Nicks Building (The Baby Dome).

VISITING RADIO INFORMATION

The official radio broadcast network for the visiting team must be designated in writing by the opposing team SID. For information on radio lines, contact the Prairie View A&M Sports Information Office at 936/261-9140.

PRAIRIE VIEW A&M

Location:.....Prairie View, Texas
 Founded:.....1876
 Enrollment:.....8,900
 Affiliation:.....NCAA I
 Conference:.....SWAC
 Nickname:.....Panthers
 School Colors:.....Purple and Gold
 Arena:.....William Nicks Bldg. (3,942)
 President:.....Dr. George C. Wright
 Dir. of Athletics:.....Ashley Robinson
 SWA:.....Alicia Pete

COACHING STAFF

Byron Rimm 8th season
 Head Coach

Jethro Hillman 6th season
 Assistant Coach

Ansar Al-Ameen 4th Season
 Assistant Coach

Byron Smith 1st Season
 Assistant Coach

Randy Washington 5th Season
 Video Coordinator

PRAIRIE VIEW A&M SPORTS INFORMATION

Ryan McGinty - SID*

E-mail: rjmcginty@pvamu.edu

**denotes main basketball contact*



Office Phone 936/261-9140

Office FAX 936/261-9159

MAILING ADDRESS

Prairie View A&M University
 Office of Sports Information
 PO Box 519 Mail Stop 1500
 Prairie View, Texas 77446

THIS WEEK IN PANTHER BASKETBALL

MONDAY	9	TUESDAY	10	WEDNESDAY	11	THURSDAY	12	FRIDAY	13	SATURDAY	14	SUNDAY	15
PRACTICE		TRAVEL		 BYU 8:00 p.m. Provo, Utah		TRAVEL		PRACTICE		 UCLA 7:00 p.m. Los Angeles, Calif.		TRAVEL	

2013-2014 PANTHER BASKETBALL GAME NOTES

PVAMU RECORD WHEN

Overall Record	2-6
Day Games	0-1
Night Games	2-5
TV Games	0-0
ESPN2	0-0
ESPNU	0-0
BIG10	0-0
COX	0-0
FOX SPORTS	0-1
ESPN3.com	0-0
Leading at the Half	2-1
Trailing at the Half	0-5
Tied at the Half	0-0
Shooting +50% from field	2-1
Shooting -50% from field	0-5
Opp. Shoots 50%+	0-3
Opp. Shoots -50%	2-3
Outrebounded Opp.	1-2
Outrebounded by Opp.	1-4
Same Rebounds	0-0
More turnovers than opp.	1-2
Less turnovers than opp.	1-4
Same Turnovers as opp.	0-0
Win by more than 10 points	1-0
Win by less than 5 points	0-0
Lose by less than 5 points	0-1
Win decided by 6-10 points	1-0
Loss decided by 6-10 points	0-1
Games decided by 6-10 points	1-0
PV scores less than 60 points	0-1
PV scores 60-69 points	0-3
PV scores 70-79 points	0-1
PV scores 80+ points	2-1
PV allows -60 points	0-0
PV allows 60-69 points	0-0
PV allows 70-79 points	1-2
PV allows 80+ points	1-4
PV has a 20+ scorer	2-3
PV has a 30+ scorer	1-0
Opp. with a 20+ scorer	1-2
Bench Outscores Opp.	1-4
Outscored by Opp. Bench	0-3
Wearing White Jerseys	1-1
Wearing Purple Jerseys	1-5

PANTHER NUMERICAL ROSTER

NO.	NAME	POS.	HT.	WT.	CL.	HOMETOWN (Previous School)
0	Andre Adams	G	5-9	180	R-Jr.	Cypress, Texas (Angelo State)
1	Rashaan Surles	G	6-6	180	Fr.	Floosmoor, Ill. (Homewood-Floosmoor)
3	Louis Munks	G	6-3	200	Sr.	Arlington, Texas (North Lake College)
5	Tre Hagood	G	6-2	174	Jr.	Pensacola, Fla. (East Georgia State College)
11	Hershey Robinson	F	6-7	220	Jr.	Benton, La. (NW Florida State College)
12	John Brisco	G	5-11	172	Jr.	Longview, Texas (Temple JC)
15	Patrick Agho	F	6-8	205	Sr.	Houston, Texas (Baton Rouge CC)
20	Jules Montgomery	F	6-11	220	Sr.	West Hills, Calif. (Arizona Western)
22	Rasi Jenkins	F	6-8	215	Sr.	Brooklyn, NY (Blinn JC)
30	Karim York	F	6-8	225	So.	Austin, Texas (Howard College)
31	Montrael Scott	G	6-3	195	Jr.	Dallas, Texas (Madison)
32	Demondre Chapman	F	6-7	220	Sr.	Flint, Mich. (Carmen-Ainsworth)
35	Reggis Onwukamuche	C	6-9	225	Jr.	Missouri City, Texas (Lone Star College)

COACHING STAFF

Head Coach:	Byron Rimm II (Cal State-Los Angeles '99)	8th Season at Prairie View A&M
Assistant Coach:	Jethro Hillman (Miami (Fla.) '98)	6th Season at Prairie View A&M
Assistant Coach:	Ansar Al-Ameen (Fresno State '07)	4th Season at Prairie View A&M
Assistant Coach:	Byron Smith (Houston '91)	1st Season at Prairie View A&M
Video Operations:	Randy Washington (Texas Tech '86)	6th Season at Prairie View A&M

BYRON RIMM II

Prairie View A&M University Head Coach 8th Season



Byron Rimm II begins his eighth season as the head men's basketball coach at Prairie View A&M University. Rimm, who has a vast coaching background that spans from the junior college ranks to the NCAA Division I level, assumed the head coaching reigns at Prairie View after spending the 2005-06 campaign as the team's assistant coach.

Armed with the task of rebuilding a program that has had only two winning seasons since moving up to the NCAA Division I ranks in 1980, Rimm has slowly put his touch on the program in his first three seasons at the helm. In his first season after accepting the head job in 2006, Rimm guided the team to a three-game improvement in the win column and narrowly missed the SWAC Tournament as the Panthers fell short in the final week of the regular season. Individually, the SWAC also took notice and selected Brian Ezeh as the league's newcomer of the year. During the 2007-08 campaign, the Panthers began to make strides under Rimm as they made national headlines for their performance against nationally ranked Tennessee. In addition, the Panthers also captured their first NCAA Division I win since 2005 with a win over Norfolk State and defeated Jackson State on the road for the first time in two decades.

After two seasons of rebuilding, everything fell into place for Rimm during the 2008-09 campaign as the Panthers got over the hump and made a big splash as they finished with their best record and finish since 2002-03 with a 17-16 record and third-place finish. Led by SWAC Newcomer of the Year and All-SWAC First-Teamer Darnell Huges, the Panthers advanced to the second round of the SWAC Basketball Tournament for only the third time since 1998 with an opening round win over Mississippi Valley State.

In 2009-10, Rimm continued to build on his previous accomplishments as he became the first head coach at Prairie View A&M since 2002 to make consecutive SWAC Tournament appearances. In addition, Rimm held a four-game winning streak over Texas Southern which marked the longest winning streak over the Tigers prior to 1980. As a result of the team's success, three Panthers also earned the opportunity to play professional basketball overseas in Darnell Huges, Dorian McDaniel and point guard Chris Jones. Huges inked with Saint Vallier Basketball Drome of France while McDaniel played in Germany with Duesseldorf. Jones ventured to Slovakia as he signed a contract with BC Prievidza.

During the 2010-11 campaign, Rimm earned the program's third SWAC Tournament appearance as the Panthers were the top-ranked offensive rebounding team in the SWAC. Two members (Trant Simpson and Brandon Webb) earned All-SWAC honors with Webb posting career highs in field goal percentage, points and rebounding.

Rimm had the task of meshing a roster which featured 10 newcomers entering the 2011-12 campaign. Despite the large amount of newcomers present, Rimm guided the Panthers to their best finish in three seasons and the program's fourth consecutive SWAC Tournament Appearance. Under Rimm, the Panthers were the SWAC's top rebounding team as they led the league in rebounding margin, rebounding offense, offensive rebounds and defensive rebounding. The

Panthers also improved their offensive production last season as they finished second in scoring offense and third in scoring margin. Defensively, Prairie View A&M ranked second in three-point field goal percentage defense and third in field goal percentage defense, steals and scoring margin.

Last season, the program turned a huge corner under Rimm as the Panthers advanced to the finals of the SWAC Tournament Championship for the first time since 1998 en route to falling in the closing seconds of the tournament. The Panthers also had a memorable season as they defeated a pair of teams from Conference USA and the Patriot League while also dominating the glass as they finished 17th nationally in total rebounds, 24th in three-point field goal defense and 47th in field goal percentage defense. Individually, senior guard **Jourdan DeMuyck** earned Second Team All-SWAC honors for his play during the regular season while DeMuyck and guard **Carl Blair** received All-Tournament honors. DeMuyck also received an opportunity to play professionally as he inked with Keravnos Strovolou in the Republic of Cyprus.

In the classroom, Rimm also made news as the men's basketball program posted the top score amongst men's basketball teams in the SWAC during the annual Academic Progress Report (APR) released by the NCAA. The team posted its highest APR in program history with a score of 944. Only three basketball teams in the SWAC posted scores of 900 or higher with a 27-point difference separating the Panthers from the closest institution.

A native of Pensacola, Fla., Rimm played junior college ball on the West Coast at Ventura College in Ventura, Calif. He was team captain on the school's 1995-96 state championship team before wrapping up his playing career at California State University, Los Angeles. He remained on the West Coast and began his ascension up the coaching ladder by serving as an assistant coach at Pasadena City College and Chaffey Community College from 1997-2000. After several years on the junior college level, Rimm moved to California State University, San Bernardino in 2000 and helped guide the team to a No. 3 ranking in NCAA Division II. He spent only one season at UCB before assuming the reigns as the head women's basketball coach at Texas College in Tyler, Texas.

Heading a program that didn't offer athletic scholarships, Rimm rolled up his sleeves and posted a 20-12 record in his inaugural season – the best record in school history. After one season at Texas College, Rimm returned to the men's side and accepted a position as head coach of Jarvis Christian College in nearby Hawkins, Texas.

While at Jarvis, Rimm made an immediate impact in his first season and guided the Bulldogs to a second place finish in the Red River Athletic Conference and their first NAIA National Tournament appearance in more than three decades. As a result of JCC's success on the court that season, Rimm was selected as co-coach of the year and had two players earn all-conference honors in addition to earning votes for the NAIA national poll.

Rimm capped off his career at JCC by leading them to two appearances in the Red River Athletic Conference Tournament and recorded victories over two nationally ranked programs before moving on to Prairie View A&M as an assistant coach for the 2005-06 campaign.

A 1999 graduate of California State University, Los Angeles, Rimm received a Bachelor of Arts degree in Liberal Studies and also obtained a master's degree in education from American InterContinental University in 2005. He also holds memberships in the National Association of Basketball Coaches and Omega Psi Phi Fraternity, Inc.

Rimm is single and has one daughter, Jaya Nicole (6). He currently resides in Houston, Texas

2013-2014 PANTHER BASKETBALL GAME NOTES

LAST TIME THEY MET

BYU 90

Prairie View A&M 51

Tue., Nov. 22, 2011

Provo, UT

Stephen Rogers led a balanced scoring attack with 18 points off the bench, and BYU rode its long-range shooting to a 90-51 victory Tuesday over Prairie View A&M.

Rogers was 6 of 9 from the field, including 3 of 5 on 3-pointers. The Cougars (3-1) shot 12 for 22 (55 percent) from behind the arc, part of a 29-for-51 (57 percent) shooting night.

Brandon Davies and **Charles Abouo** scored 13 points apiece for BYU. **Noah Hartsock** had 12, and Anson Winder added 11.

Jourdan DeMuynck led the Panthers (2-3) with 11 points, and **Jules Montgomery** scored 10. Prairie View shot just 29 percent (20 of 69) from the field.

A layup by DeMuynck put Prairie View ahead 19-18 with 7:43 left in the first half, but BYU went on a 16-6 run to take a 34-25 half-time lead. The Cougars then outscored the Panthers by 30 in the second half.

THE LAST TIME

This marks the third time in program history that Prairie View A&M will face a team from the West Coast Conference. Along with playing BYU, the Panthers have also played Gonzaga.

The Panthers last played Gonzaga and fell 93-50 on Jan. 6, 2000.

RIMM vs. WCC

This marks the second time head coach **Byron Rimm II** will play a West Coast Conference foe as he also played BYU in 2011.

UTAH BOUND

Prairie View A&M returns to the state of Utah for the first time since 2011 and third time since 2007. In 2007, the Panthers traveled to Utah and played Utah State.

ROAD WARRIORS

The Panthers will remain on the road through the month of December as they'll visit four states over the next three weeks.

Once non-conference play wraps up this season, the Panthers will visit a total of seven states as they've played in Mississippi, Colorado and New Mexico. The team travels to Utah on Wednesday and will also play in California, Michigan and Wisconsin.

GREAT SCOTT

Junior guard **Montrael Scott** is having a career season so far with a team-high 15 points per game.

The Dallas, Texas native has led the Panthers in scoring on two occasions this season, two games in rebounding and twice in assists. He also ranks second on the team from beyond the arc with a 51 percent shooting percentage.

IS HE BACK?

PVAMU guard **Louis Munks** is expected to have a big role for the Panthers this season after returning from a season-ending injury last fall in November.

Munks looks to have rebounded from the injury as he's averaging 11 points per game along with 2.9 boards per contest. He's coming off a 20-point performance at Northern Colorado.

DIVERSITY

Head coach **Byron Rimm II** leaves no stone unturned in the recruiting process as seven states are represented on this year's roster.

Rimm has six players from Texas and one player each from California, Florida, Illinois, Louisiana, Michigan and New York.

JEWEL OF A PLAYER

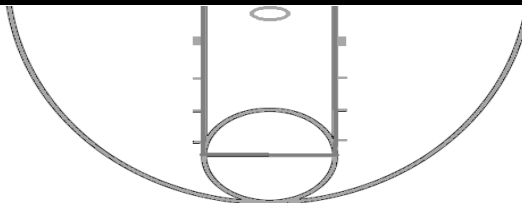
Senior **Jules Montgomery** is Prairie View's most intriguing athlete with the ability to play both inside and outside. However, he has emerged as a force inside with his ability to rebound and block shots as he is the 2013-14 SWAC Preseason Defensive Player of the Year.

Dating back to 2011-12, Montgomery has grabbed no less than five rebounds in 35 of the past 63 games. Montgomery averaged 7.6 points and 6.2 rebounds last season while blocking 31 shots.

PANTHER PROBABLE STARTERS

PG
5 • **TRE HAGOOD**
6-2 • 174 • Jr.
Pensacola, Fla.

SG
12 • **JOHN BRISCO**
5-11 • 172 • Jr.
Longview, Texas



F
11 • **HERSHEY ROBINSON**
6-7 • 220 • Jr.
Benton, La.

PF
32 • **DEMONDRE CHAPMAN**
6-7 • 220 • Sr.
Flint, Mich.

SG
31 • **MONTRAE SCOTT**
6-3 • 195 • Jr.
Dallas, Texas

2013-2014 PANTHER BASKETBALL GAME NOTES

NOTHING IS FREE ABOUT THOSE

For the past three seasons, the Panthers have ranked amongst the nation's worst in free throw percentage. After three years of ranking next-to-last nationally in free throw percentage, PVAMU is ahead of the curve so far this year as they're shooting 71 percent (112-of-157) from the charity stripe this year.

ASSIST FACTOR

Junior point guard **Tre Hagood** has proven to be a deft distributor of the ball as he's averaging 5.5 assists per game.

He had a season-high 11 assists versus Sam Houston State and 10 versus Bethune-Cookman.

NEW LOOK

The Panthers featured five new starters in their starting lineup during their season opener with returnees **Montrael Scott** and **Demondre Chapman** the most experienced players in the lineup.

With an abundance of newcomers, expect the lineup to change often as head coach **Byron Rimm II** finds the most suitable rotation for the team.

FIND THE BASKET

The Panthers are doing a solid job finding the basket as they lead the SWAC in field goal percentage with a 45 percent clip.

Senior forward **Demondre Chapman** leads the team with a 57 percent average.

DEFENSE WINS CHAMPIONSHIPS

Prairie View ranked third amongst SWAC teams last year in scoring defense and third in field goal percentage defense (47th NCAA) as they held opponents to 40 percent shooting from the field.

In three-point field goal defense, the Panthers ranked 24th nationally and second in SWAC as they held teams to an average of 24 percent. PV also ranked 72nd nationally in steals with 7.7 per outing.

EXPERIENCE IS A MUST

Even though the Panthers feature seven newcomers to the roster this fall, six of them have prior collegiate experience either at the NCAA Division I, Division II or NAIA levels.

Juniors **Hershey Robinson** (Texas Tech), **John Brisco** (Northwestern State), **Tre Hagood** (Florida A&M) and sophomore **Karim York** (Santa Clara) originally began their careers at Division I programs while junior **Andre Adams** played at Angelo State (Division II). Junior post **Reggis Onwukamuche** began his collegiate career at Wiley College (NAIA).

WELCOME

Senior forward **Patrick Agho** may need some time to adjust early this season as this marks his first season since junior college playing in November and early December.

Agho, who missed the first part of last season, became eligible once the fall semester came to an end and played in his first game on Dec. 22 since transferring to Prairie View A&M in the summer of 2012.

Agho began his career at Nicholls State as a freshman before transferring to Baton Rouge Community College.

SWITCHING GEARS

The non-conference slate hasn't been kind to Prairie View A&M head coach **Byron Rimm II** since he took over the reigns at Prairie View in 2006.

In seven years, Rimm is 29-69 in non-conference match-ups with his only NCAA Division I wins coming against Bethune-Cookman, Houston, Navy, Norfolk State, Florida Gulf Coast and Stephen F. Austin.

In SWAC play, Rimm holds a career mark of 60-66.

UP NEXT

PVAMU heads to Los Angeles, Calif. to face UCLA on Saturday, Dec. 14 at 7 p.m.

RADIO/INTERNET

All of Prairie View A&M's SWAC and home non-conference contests will be broadcasted live on KPVM 91.3 FM with **Leonard Moon** calling the action. The station can be heard via the airwaves or Internet at www.pvamu.edu/kpvm.

Smartphone and tablet users can also hear the game live by downloading the TuneIn application for their respective devices and selecting KPVM 91.3 FM.

Selected games will also be streamed via the OpenMicBroadcast Network (korradiio.com) with **Mike Prince** calling the action.

PANTHERVISION

Prairie View A&M will begin its third year of streaming selected athletic events via its website at www.PVPANTHERS.com.

The video is available for a nominal fee through the PV website and fans have the option to purchase individual, season or yearly packages.

PRAIRIE VIEW BY THE NUMBERS

7 - Prairie View has players from seven states on the 2013-14 roster.

8 - Head Coach **Byron Rimm II** begins his eighth season as PV's head coach and ninth overall at the university. He's the longest tenured head coach at PV since **Elwood Plummer** (18 years) and third longest in PV history.

12 - The Panthers have 12 players listed at 6-2 or taller.

5 - Prairie View has had only five postseason appearances in the SWAC Tournament since the 2004-05 season. Last year's appearance marked the fifth time since 2003 that the Panthers made consecutive postseason appearances.

3 - Prairie View has had only three 20-win seasons since 1959. All three 20-plus winning seasons occurred under **Dr. Leroy Moore** from 1959 to 1962.

1 - Prairie View A&M has one NCAA Appearance in university history (1998) and one national championship. In 1962, the Panthers were crowned NAIA National Tournament Champions.

2013-2014 PANTHER BASKETBALL GAME NOTES

DID YOU KNOW?

▶▶▶ Prairie View A&M University is the second -oldest public institution of higher education in Texas, second only to Texas A&M University.

▶▶▶ Prairie View A&M University has produced more African-American three-star generals than any other higher education institution in the country.

▶▶▶ Prairie View A&M University is the only charter member remaining in the Southwestern Athletic Conference.

▶▶▶ In the College of Engineering, PVAMU students developed the first solar-powered car ever built and raced by an HBCU.

▶▶▶ Prairie View A&M has had its name changed seven times.

GAME-BY-GAME STARTERS

11-8	@ Mississippi State	Scott	Hagood	Brisco	Robinson	Chapman
11-11	SCHREINER	Scott	Hagood	Munks	Robinson	Chapman
11-14	SAM HOUSTON STATE	Scott	Hagood	Munks	Robinson	Chapman
11-19	@ Texas A&M	Scott	Hagood	Munks	Robinson	Chapman
11-25	@ Colorado State	Scott	Hagood	Brisco	Robinson	Chapman
11-27	@ New Mexico State	Scott	Hagood	Brisco	Robinson	Chapman
11-29	vs. Bethune-Cookman	Scott	Hagood	Brisco	Robinson	Chapman
12-1	@ Northern Colorado	Scott	Hagood	Brisco	Robinson	Onwukamuche
12-8	DALLAS CHRISTIAN	CANCELED				
12-11	@ BYU					
12-14	@ UCLA					
12-21	@ Western Michigan					
12-28	@ Wisconsin					
1-4	SOUTHERN*					
1-6	ALCORN STATE*					
1-11	@ Texas Southern*					
1-18	@ Jackson State*					
1-20	@ Grambling State*					
1-25	ARKANSAS-PINE BLUFF*					
1-27	MISSISSIPPI VALLEY STATE*					
2-1	@ Alabama State*					
2-3	@ Alabama A&M*					
2-8	TEXAS SOUTHERN*					
2-15	JACKSON STATE*					
2-17	GRAMBLING STATE*					
2-22	@ Arkansas-Pine Bluff*					
2-24	@ Mississippi Valley State*					
3-1	ALABAMA A&M*					
3-3	ALABAMA STATE*					
3-6	@ Southern*					
3-8	@ Alcorn State*					

2013-2014 PANTHER BASKETBALL GAME NOTES

GAME-BY-GAME RECAPS

GAME 1

Mississippi State 71
Prairie View A&M 56
Fri., Nov. 8, 2013

Gavin Ware had 15 points and 15 rebounds for his third career double-double as Mississippi State defeated Prairie View A&M 71-56 on Friday night in the season opener for both teams.

Mississippi State had two other players in double figures as well, as I.J. Ready added 14 points in his first collegiate game and Roquez Johnson finished with 11.

Mississippi State opened 8-of-12 from the floor in the first seven minutes to build a double-digit lead. But the Bulldogs then missed seven straight shots and Prairie View cut the lead to 22-17 with just over eight minutes remaining in the half. However, Mississippi State extended the lead 38-28 at the half.

Prairie View did cut the lead to 62-55 with 3:50 left in the game but that was as close as the Panthers would get. Montrael Scott led Prairie View A&M with 15 points. Louis Munks added 13 for Prairie View and Tre Hagood chipped in 11 points.

Ready was 6-of-10 from the floor and also had three assists and three steals. Andre Applewhite finished with nine points and nine boards.

Mississippi State played without sophomore Fred Thomas, who served a one-game suspension by the NCAA. Thomas' suspension was due to a violation of the NCAA outside competition rule related to a summer all-star game.

MSU shot 42.2 percent and out-rebounded Prairie View 51-27. However, MSU committed 21 turnovers, including 13 in the second half. Prairie View had 19 turnovers.

GAME 2

Prairie View A&M 100
Schreiner 73
Mon., Nov. 11, 2013

Demondre Chapman scored a career-high 30 points as Prairie View A&M led from wire-to-wire in a 100-73 win over Schreiner on Monday night.

The Panthers (1-1) opened the game with a pair of turnovers on its first two possessions before Chapman scored six straight points. Schreiner would play from behind the rest of the night.

Chapman's layup with 14:48 left in the first half pushed the Prairie View lead into double digits, 16-5, but the Mountaineers clawed back within four, 23-19, with 8:30 remaining in the half.

PVAMU, however, closed the first half with a 22-9 run and went into the break leading 45-28.

Chapman scored eight of his 12 points in the first

8:31 of the second half as Schreiner (0-1) pulled within eight, 58-51 but Prairie View then reeled off a 16-4 run to put the game away.

AJ Myres paced the Mountaineers with 23 points.

GAME 3

Sam Houston State 108
Prairie View A&M 103
Thur., Nov. 14, 2013

Jabari Peters scored 26 points, with 15 coming at the line, as Sam Houston State escaped with a 108-103 double overtime win against Prairie View on Thursday night.

Sam Houston State made 16-of-19 free throws in the two overtimes to secure the win. Two free throws by Peters and another by Thomas put Sam Houston up 106-100 with 22 seconds to play.

Kaheem Ransom scored 19 points for Sam Houston (3-0), Terrance Motley had 14, Paul Baxter added 13 and James Thomas 10. It's the best start for Sam Houston since the 2008 season.

Both teams were lights out from the field. The Bearcats hit 52.4 percent of their shots and Prairie View 52.9.

Sam Houston held a 45-33 advantage on the boards in a game that saw 17 ties and 15 lead changes.

GAME 4

Texas A&M 75
Prairie View A&M 65
Tue., Nov. 19, 2013

Texas A&M vows it can shoot better from long range than it showed on Tuesday night in a 75-65 victory over Prairie View A&M in Reed Arena.

That will be a necessity for the Aggies if they intend to finally compete in the Southeastern Conference in coach Billy Kennedy's third season.

The Aggies, led by sophomore guard Alex Caruso's career-high six steals, only made 2 of 13 (15.4 percent) from the 3-point line, and both makes came in the final 4:10. No player attempted more than three 3-pointers in the well-rounded display of despair.

By comparison, the Panthers looked like sharpshooters, making 9 of 23 (39.1 percent) from long range. A&M, leading by 21 (54-33) with 11:43 remaining, appeared to be cruising to a victory when Prairie View (1-3) charged back by slicing the Aggies' lead to 56-51 with 6:10 left.

Rimm added that his underdog Panthers of the Southwestern Athletic Conference had to earn the respect of the referees - and his team's slow start against the Aggies didn't help on that front.

The Aggies, in starting 4-0 for the first time since

2009-10, mustered a final rally after Prairie View cut their 21-point lead to five, in outscoring the Panthers 19-14 down the stretch. Caruso also led A&M with 15 points, while Space, Jamal Jones and Shawn Smith each chipped in 12 in the rounded scoring effort. Prairie View's Montrael Scott tallied a game-high 20 points, and John Brisco followed with 10.

GAME 5

Colorado State 95
Prairie View A&M 68
Mon., Nov. 25, 2013

Gerson Santo and Jon Octeus each scored 16 points and David Cohn added 15 as Colorado State moved past Prairie View A&M 95-68 Monday night.

The Rams (4-2) broke an early tie with a 24-6 run ignited by two 3-pointers from Cohn as they coasted out to a 49-31 lead at the break. A Carlston Hurst dunk capped off a 7-0 surge midway through the second half that put Colorado State ahead by 30, its largest lead.

Six Rams finished in double figures as Daniel Bejarano scored 13 points and Marcus Hold and Joe Di Ciman each added 10. Cohn finished a perfect 4-for-4 from the field, hit three 3-pointers and all four of his free throw attempts.

Prairie View (1-3) was outrebounded 46-23, with Colorado State grabbing 19 offensive rebounds. John Brisco led the Panthers with 17 points and Demondre Chapman had 12.

GAME 6

New Mexico State 90
Prairie View A&M 61
Wed., Nov. 27, 2013

Four New Mexico State players scored in double figures, including Sim Bhullar who blocked a school-record 10 shots, as New Mexico State rolled to its seventh consecutive victory 91-60 over Prairie View A&M on Wednesday night.

Bhullar, a 7-foot-5 sophomore, scored 11 points to go along with his record-setting nights of blocks. The Aggies had a team-record 14 blocks.

Daniel Mullings scored 17 points to lead the Aggies (7-1), off to their best start since the 2002-2003 season. DK Eldridge added 16 points, and KC Ross-Miller had 11.

The Panthers (1-5), who lost their fourth in a row, were led by Louis Munks with 18 points.

The Aggies led by 27 at halftime and by as many 39 in the second half. They outscored the Panthers 44-14 in the paint, though Prairie View held its own the boards, edged 44-40 in rebounds.

The Aggies made 31 of 44 free throws.

2013-2014 PANTHER BASKETBALL GAME NOTES

GAME-BY-GAME RECAPS

GAME 7

Prairie View A&M 89

Bethune-Cookman 80

Fri., Nov. 29, 2013

Demondre Chapman scored 21 points as Prairie View A&M downed Bethune-Cookman 89-80 in the Colorado State Challenge on Friday night.

Four other players scored in double figures for the Panthers (2-5). **Montreal Scott** added 18, **Hershey Robinson** 14, and **Tre Hagood** and **John Briscoe** 10 each as the Panthers (2-5) snapped a four-game losing streak.

Mikel Trapp had a career-high 24 points for Bethune-Cookman (2-6). **Daquan Brown** added 13, **Clemmye Owens** 12 and **Malik Jackson** 11. The Wildcats losing streak is now at five games.

Prairie View built up to 15-point lead on three occasions in the first half.

Bethune-Cookman pulled within two-points, at 51-49, on two **Travis Elliott** free throws with 16:43 left. But the Prairie View pushed it to 73-59 on two **Champan** free throws with 7:44 remaining.

GAME 8

Northern Colorado 87

Prairie View A&M 70

Sunday, Dec. 1, 2013

Derrick Barden matched a season-high with 19 points and Northern Colorado broke away with an emphatic run early in the second half to best Prairie View A&M 87-70 on Sunday to conclude the Colorado State Challenge.

The contest was close into the second half until the Bears (4-2) launched a 20-5 run spanning six minutes that increased their lead from 40-38 to 60-43 and they stayed out of reach from there.

Barden scored six of his 19 points during the breakout on three slams. **Dominique Lee** added a dunk and a 3-pointer and **Tate Unruh** hit his third of four 3s during the pivotal run. **Unruh** and **Tevin Svihover** finished with 16 points each, **Lee** had 13 and **Tim Huskisson** 11.

Prairie View (2-6) led by as many as 11 early when **Montrael Scott** hit a 3-pointer and was fouled. **Scott** finished with 12 points, **Louis Munks** a season-high 20.

2013-2014 PANTHER BASKETBALL GAME NOTES

NUMERICAL

<u>NO.</u>	<u>NAME</u>	<u>POS.</u>	<u>HT.</u>	<u>WT.</u>	<u>CL.</u>	<u>HOMETOWN (Previous School)</u>
0	Andre Adams	G	5-9	180	R-Jr.	Cypress, Texas (Angelo State)
1	Rashaan Surles	G	6-6	180	Fr.	Floosmoor, Ill. (Homewood-Floosmoor)
3	Louis Munks	G	6-3	200	Sr.	Arlington, Texas (North Lake College)
5	Tre Hagood	G	6-2	174	Jr.	Pensacola, Fla. (East Georgia State College)
11	Hershey Robinson	F	6-7	220	Jr.	Benton, La. (NW Florida State College)
12	John Brisco	G	5-11	172	Jr.	Longview, Texas (Temple JC)
15	Patrick Agho	F	6-8	205	Sr.	Houston, Texas (Baton Rouge CC)
20	Jules Montgomery	F	6-11	220	Sr.	West Hills, Calif. (Arizona Western)
22	Rasi Jenkins	F	6-8	215	Sr.	Brooklyn, NY (Blinn JC)
30	Karim York	F	6-8	225	So.	Austin, Texas (Howard College)
31	Montrael Scott	G	6-3	195	Jr.	Dallas, Texas (Madison)
32	Demondre Chapman	F	6-7	220	Sr.	Flint, Mich. (Carmen-Ainsworth)
35	Reggis Onwukamuiche	C	6-9	225	Jr.	Missouri City, Texas (Lone Star College)

COACHING STAFF

Head Coach:	Byron Rimm II (Cal State-Los Angeles '99)	8th Season at Prairie View A&M
Assistant Coach:	Jethro Hillman (Miami (Fla.) '98)	6th Season at Prairie View A&M
Assistant Coach:	Ansar Al-Ameen (Fresno State '07)	4th Season at Prairie View A&M
Assistant Coach:	Byron Smith (Houston '91)	1st Season at Prairie View A&M
Video Coordinator:	Randy Washington (Texas Tech '86)	6th Season at Prairie View A&M

ALPHABETICAL

<u>NO.</u>	<u>NAME</u>	<u>POS.</u>	<u>HT.</u>	<u>WT.</u>	<u>CL.</u>	<u>HOMETOWN (Previous School)</u>
0	Andre Adams	G	5-9	180	R-Jr.	Cypress, Texas (Angelo State)
15	Patrick Agho	F	6-8	205	Sr.	Houston, Texas (Baton Rouge CC)
12	John Brisco	G	5-11	172	Jr.	Longview, Texas (Temple JC)
32	Demondre Chapman	F	6-7	220	Sr.	Flint, Mich. (Carmen-Ainsworth)
5	Tre Hagood	G	6-2	174	Jr.	Pensacola, Fla. (East Georgia State College)
22	Rasi Jenkins	F	6-8	215	Sr.	Brooklyn, NY (Blinn JC)
20	Jules Montgomery	F	6-11	220	Sr.	West Hills, Calif. (Arizona Western)
3	Louis Munks	G	6-3	200	Sr.	Arlington, Texas (North Lake College)
35	Reggis Onwukamuiche	C	6-9	225	Jr.	Missouri City, Texas (Lone Star College)
11	Hershey Robinson	F	6-7	220	Jr.	Benton, La. (NW Florida State College)
31	Montrael Scott	G	6-3	195	Jr.	Dallas, Texas (Madison)
1	Rashaan Surles	G	6-6	180	Fr.	Floosmoor, Ill. (Homewood-Floosmoor)
30	Karim York	F	6-8	225	So.	Austin, Texas (Howard College)

2013-2014 PANTHER BASKETBALL GAME NOTES

PRONUNCIATION

15	Patrick Agho	Ah - gō
5	Tre Hagood	Hay - good
22	Rasi Jenkins	Ruh - sigh
32	Demondre Chapman	Dēē - mon - drāy
20	Jules Montgomery	Jewels
35	Reggis Onwukamuche	Re - Gis • On - woo - ku - moo - chay
11	Hershey Robinson	Hershē
31	Montrael Scott	Mon - trail
1	Rashaan Surles	Ru - shawn • sūrles
30	Karim York	Ku - Rim

BY STATE / COUNTRY

CALIFORNIA (1)

Montgomery

FLORIDA (1)

Hagood

ILINOIS (1)

Surles

LOUISIANA (1)

Robinson

MICHIGAN (1)

Chapman

NEW YORK (1)

Jenkins

TEXAS (7)

Adams

Agho

Brisco

Munks

Onwukamuche

Scott

York

BY HEIGHT

5-9: Adams

5-11: Brisco

6-2: Hagood

6-3: Munks, Scott

6-6: Surles

6-7: Chapman, Robinson

6-8: Agho, Jenkins, York

6-9: Onwukamuche

6-11: Montgomery

2013-2014 PANTHER BASKETBALL GAME NOTES

Official Basketball Box Score -- Game Totals -- Final Statistics
Prairie View A&M vs Mississippi State
11-08-13 7 p.m. at Starkville, Miss. (Humphrey Coliseum)

Prairie View A&M 56 • 0-1

#	Player	Total			3-Pr			Rebounds			PF	TP	A	TO	Bk	Stl	Min
		FG	FGA	FT	FTA	Off	Def	Tot	Off	Def							
11	Robinson,Hershey	f	1-6	0-5	0-0	0	1	1	1	2	0	2	2	1	1	28	
32	Chapman,Demondre	f	2-2	0-0	1-2	0	3	3	4	5	0	1	0	0	21		
05	Hagood,Tre	g	4-5	0-0	3-4	0	2	2	3	11	3	5	0	3	32		
12	Brisco,John	g	0-6	0-5	0-0	1	1	2	1	0	0	1	0	2	21		
31	Scott,Montrael	g	5-12	1-3	4-6	2	1	3	15	1	2	0	0	30			
00	Adams,Andre		0-0	0-0	0-0	0	0	0	0	1	1	0	2	7			
03	Munks,Louis		3-12	1-6	6-8	2	2	4	2	13	1	2	0	1	25		
15	Agho,Patrick		2-2	0-0	1-1	0	3	3	3	5	0	1	2	0	16		
20	Montgomery,Jules		2-3	1-1	0-0	3	2	5	2	5	0	4	0	1	10		
22	Jenkins,Rasi		0-0	0-0	0-0	0	0	0	3	0	0	0	0	0	6		
30	York,Karim		0-2	0-2	0-0	0	0	0	0	0	0	0	0	0	4		
Team							1	3	4								
Totals			19-50	3-22	15-21	9	18	27	22	56	6	19	4	10	200		

FG % 1st Half: 12-27 44.4% 2nd half: 7-23 30.4% Game: 19-50 38.0%
3FG % 1st Half: 1-11 9.1% 2nd half: 2-11 18.2% Game: 3-22 13.6%
FT % 1st Half: 3-5 60.0% 2nd half: 12-16 75.0% Game: 15-21 71.4%

Deadball Rebounds
2

Mississippi State 71 • 1-0

#	Player	Total			3-Pr			Rebounds			PF	TP	A	TO	Bk	Stl	Min
		FG	FGA	FT	FTA	Off	Def	Tot	Off	Def							
03	Colin Borchert	f	2-5	1-3	2-2	2	2	4	3	7	0	0	1	1	24		
20	Gavin Ware	f	6-11	0-0	3-5	8	7	15	1	15	0	4	0	1	31		
02	Dre Applewhite	g	2-8	1-2	4-4	5	4	9	2	9	4	3	1	0	25		
15	IJ Ready	g	6-10	2-3	0-0	1	2	3	1	14	2	3	0	3	30		
32	Craig Sword	g	2-9	0-2	2-4	3	2	5	2	6	3	6	0	0	29		
04	Trivante Bloodman		3-7	0-0	1-2	2	4	6	4	7	2	0	0	0	26		
24	Tyson Cunningham		1-6	0-2	0-0	0	1	1	3	2	2	0	0	3	19		
25	Roquez Johnson		5-8	0-0	1-4	3	4	7	3	11	0	4	0	0	16		
Team						1	0	1		1							
Totals			27-64	4-12	13-21	25	26	51	19	71	13	21	2	8	200		

FG % 1st Half: 15-33 45.5% 2nd half: 12-31 38.7% Game: 27-64 42.2%
3FG % 1st Half: 3-7 42.9% 2nd half: 1-5 20.0% Game: 4-12 33.3%
FT % 1st Half: 5-9 55.6% 2nd half: 8-12 66.7% Game: 13-21 61.9%

Deadball Rebounds
2

Officials: Patrick Evans, Kevin Fehr, Brian Shey

Technical fouls: Prairie View A&M-None. Mississippi State-None.

Attendance: 6853

Actual attendance 2848

Score by periods	1st	2nd	Total
Prairie View A&M	28	28	56
Mississippi State	38	33	71

Official Basketball Box Score -- Game Totals -- Final Statistics
Schreiner vs Prairie View A&M
11/11/13 7 p.m. at Prairie View, Texas (Wm. Nicks Bldg.)

Schreiner 73 • 0-1

#	Player	Total			3-Pr			Rebounds			PF	TP	A	TO	Bk	Stl	Min
		FG	FGA	FT	FTA	Off	Def	Tot	Off	Def							
03	Stevan Guerrero		5-14	0-2	0-0	0	5	5	4	10	4	5	0	1	29		
12	AJ Myres		6-13	3-7	8-10	0	1	1	23	3	1	0	0	31			
24	Hollis Robinson		3-4	0-0	3-3	1	1	2	1	9	2	4	0	2	31		
33	Grant Clark		4-8	2-5	2-2	0	1	1	12	0	1	1	0	27			
55	Phillip Kee		1-1	0-0	0-0	0	0	0	3	2	0	1	0	14			
01	Charlie Nunez		0-1	0-1	2-2	0	0	0	2	0	1	0	1	2			
04	Adrian Marin		1-2	0-0	0-0	0	0	0	0	1	2	0	1	0	8		
05	Tyler Guderyahn		0-1	0-0	0-0	0	0	0	0	0	0	0	0	0	3		
10	Jared Thompson		0-0	0-0	0-0	1	0	1	2	0	0	0	0	0	10		
13	Dustin Linder		1-1	1-1	0-0	0	0	0	2	3	0	0	0	1	2		
14	Wes Miller		0-4	0-2	2-3	1	0	1	3	2	0	1	0	0	16		
35	Christian Pena		1-1	0-0	0-1	0	1	1	0	2	1	0	0	0	4		
32	Dustin Bercutt		1-1	0-0	1-2	2	2	4	3	3	0	0	0	0	19		
35	Taylor Finley		0-1	0-0	3-4	1	0	1	3	0	1	0	0	4			
Team						2	5	7									
Totals			23-52	6-18	21-27	8	16	24	21	73	10	16	1	5	200		

FG % 1st Half: 7-23 30.4% 2nd half: 16-29 55.2% Game: 23-52 44.2%
3FG % 1st Half: 2-10 20.0% 2nd half: 4-8 50.0% Game: 6-18 33.3%
FT % 1st Half: 12-14 85.7% 2nd half: 9-13 69.2% Game: 21-27 77.8%

Deadball Rebounds
2

Prairie View A&M 100 • 1-1

#	Player	Total			3-Pr			Rebounds			PF	TP	A	TO	Bk	Stl	Min
		FG	FGA	FT	FTA	Off	Def	Tot	Off	Def							
03	Munks,Louis		4-10	0-3	2-3	0	4	4	3	10	3	1	0	1	32		
05	Hagood,Tre		2-4	1-1	0-0	0	2	2	3	5	4	1	0	3	31		
11	Robinson,Hershey		3-4	2-2	0-0	1	2	3	2	8	1	0	0	0	26		
31	Scott,Montrael		7-10	2-4	3-3	5	5	10	0	19	5	2	0	2	25		
32	Chapman,Demondre		11-15	0-0	8-12	2	1	3	1	30	2	0	2	1	26		
00	Adams,Andre		2-3	0-1	5-6	0	0	0	0	2	2	0	2	0	9		
15	Agho,Patrick		1-1	0-0	0-0	1	1	2	1	2	0	2	0	0	11		
20	Montgomery,Jules		0-3	0-0	0-0	0	2	2	3	0	0	0	0	0	5		
22	Jenkins,Rasi		0-1	0-0	0-0	1	1	2	0	0	0	0	1	0	7		
30	York,Karim		6-9	3-5	0-1	1	7	8	3	15	1	1	0	0	21		
35	Onwukamuche,Reggis		1-1	0-0	0-0	0	0	0	5	2	0	2	1	0	7		
Team						1	1	2		2							
Totals			37-61	8-16	18-25	12	25	37	23	100	16	15	3	9	200		

FG % 1st Half: 19-30 63.3% 2nd half: 18-31 58.1% Game: 37-61 60.7%
3FG % 1st Half: 4-7 57.1% 2nd half: 4-9 44.4% Game: 8-16 50.0%
FT % 1st Half: 3-5 60.0% 2nd half: 15-20 75.0% Game: 18-25 72.0%

Deadball Rebounds
3

Officials: Washington, Owens & Northcutt

Technical fouls: Schreiner-None. Prairie View A&M-None.

Attendance: 2213

Score by periods	1st	2nd	Total
Schreiner	28	45	73
Prairie View A&M	45	55	100

Official Basketball Box Score -- Game Totals -- Final Statistics
Sam Houston State' vs Prairie View A&M
11/14/13 7 p.m. at Prairie View, Texas (Wm. Nicks Bldg.)

Sam Houston State' 108 • 3-0

#	Player	Total			3-Pr			Rebounds			PF	TP	A	TO	Bk	Stl	Min
		FG	FGA	FT	FTA	Off	Def	Tot	Off	Def							
01	Peters, Jabari	*	6-10	2-3	15-19	3	6	9	0	29	3	2	0	3	40		
15	Ransom, Kaheem	*	5-16	1-4	8-10	1	3	4	5	19	3	6	2	0	43		
20	Thomas, James	*	4-4	0-0	2-3	2	5	7	2	10	1	3	0	1	36		
21	Baxter, Paul	*	5-5	2-2	1-2	0	1	1	5	13	4	4	1	1	37		
35	Holyfield, Michael	*	2-4	0-0	0-2	3	5	8	5	4	0	0	4	0	27		
02	McKinney, Marquel		0-2	0-1	0-0	0	0	0	0	0	0	0	0	0	13		
03	Henderson, Dakarai		2-4	2-4	0-0	0	0	0	1	6	0	0	0	0	5		
12	McLeroy, Kyle		0-0	0-0	0-0	0	0	0	0	0	0	0	0	0	4		
24	Motley, Terrance		5-10	0-0	4-6	2	4	6	3	14	2	0	0	0	14		
32	Bond, Will		3-4	0-1	2-2	0	2	2	1	8	0	0	0	1	19		
33	Mason, Nathaniel		1-3	1-1	0-0	1	0	1	0	3	0	0	0	0	4		
34	Majauskas, Aurimas		0-1	0-0	2-2	2	1	3	1	2	1	0	1	1	8		
Team						2	2	4		1							
Totals			33-63	8-16	34-46	16	29	45	23	108	14	16	8	7	250		

FG % 1st Half: 14-31 45.2% 2nd half: 14-22 63.6% OT: 5-10 50.0% Game: 33-63 52.4%
3FG % 1st Half: 6-13 46.2% 2nd half: 1-2 50.0% OT: 1-1 100.0% Game: 8-16 50.0%
FT % 1st Half: 4-7 57.1% 2nd half: 14-19 73.7% OT: 16-20 80.0% Game: 34-46 73.9%

Deadball Rebounds
3,2

Prairie View A&M 103 • 1-2

#	Player	Total			3-Pr			Rebounds			PF	TP	A	TO	Bk	Stl	Min
		FG	FGA	FT	FTA	Off	Def	Tot	Off	Def							
03	Munks,Louis	*	2-4	2-4	4-5	0	1	1	4	10	0	1	0	0	19		
05	Hagood,Tre	*	4-8	0-0	6-10	0	3	3	14	11	2	0	1	39			
11	Robinson,Hershey	*	3-6	1-3	2-2	1	3	4	3	9	2	1	2	35			
31	Scott,Montrael	*	7-12	2-4	2-3	5	2	7	5	18	2	0	0	2	27		
32	Chapman,Demondre	*	6-9	0-0	0-3	0	2	2	4	12	0	1	0	1	37		
01	Surles,Rashaan		0-0	0-0	0-0	0	0	0	0	0	0	0	0	0	4		
12	Brisco,John		9-20	2-8	6-7	1	4	5	3	26	2	2	0	3	37		
15	Agho,Patrick		0-0	0-0	0-0	0	0	0	1	0	0	0	0	0	7		
20	Montgomery,Jules		0-1	0-0	0-0	1	0	1	0	0	0	0	0	0	10		
22	Jenkins,Rasi		0-1	0-0	0-0	0	1	1	0	0	1	0	0	0	12		
30	York,Karim		6-8	2-2	0-0	2	3	5	2	14	0	3	1	0	20		
35	Onwukamuche,Reggis		0-1	0-0	0-0	0	0	0	3	0	0	2	0	0	3		
Team						3	1	4									
Totals			37-70	9-21	20-30	10	23	33	29	103	15	14	2	9	250		

FG % 1st Half: 18-29 62.1% 2nd half: 14-26 53.8% OT: 5-15 33.3% Game: 37-70 52.9%
3FG % 1st Half: 4-7 57.1% 2nd half: 3-7 42.9% OT:

2013-2014 PANTHER BASKETBALL GAME NOTES

Official Basketball Box Score -- GAME TOTALS -- FINAL STATISTICS
Prairie View A&M vs Colorado State
 11/25/13 7 p.m. MT at Fort Collins, Colo. (Moby Arena)

Prairie View A&M 68 • 1-4

#	Player	Total FG-FGA	3-Ptr FG-FGA	FT-FTA	Rebounds			PF	TP	A	TO	Blk	Stl	Min
					Off	Def	Tot							
11	Robinson Hershey	f 1-4	1-3	0-0	0	3	3	5	3	0	2	0	0	19
32	Chapman,Demondre	f 5-12	0-0	2-4	2	3	5	3	12	0	0	0	1	29
05	Hagood,Tre	g 3-5	0-0	1-3	0	1	1	4	7	6	1	0	0	22
12	Brisco,John	g 6-12	2-7	3-4	1	0	1	4	17	3	0	0	1	27
31	Scott,Montrael	g 4-6	2-2	1-2	0	3	3	3	11	1	3	0	1	29
00	Adams,Andre	0-1	0-1	0-0	0	0	0	0	0	1	0	0	0	1
01	Surles,Rashaan	2-4	0-1	1-1	0	0	0	4	5	1	1	0	1	16
03	Munks,Louis	0-3	0-2	2-4	0	3	3	0	2	0	1	0	0	10
15	Agho,Patrick	0-0	0-0	0-0	0	1	1	0	0	0	0	0	0	7
20	Montgomery,Jules	0-0	0-0	0-0	0	1	1	2	0	1	0	0	1	20
33	York,Karim	1-3	1-2	2-2	0	1	1	0	5	0	4	0	2	10
35	Onwukamuche,Reggis	3-3	0-0	0-0	0	1	1	2	6	0	0	0	0	10
	Team				2	2	4							
	Totals	25-53	6-18	12-20	4	19	23	27	68	13	12	0	8	200

FG % 1st Half: 12.28	42.0%	2nd half: 13.25	52.0%	Game: 25.53	47.2%		Deadball
3FG % 1st Half: 1.9	18.7%	2nd half: 3.2	37.5%	Game: 6.18	33.3%		Rebounds
FT % 1st Half: 6.8	75.0%	2nd half: 6.12	50.0%	Game: 12.20	60.0%		5

Colorado State 95 • 4-2

#	Player	Total FG-FGA	3-Ptr FG-FGA	FT-FTA	Rebounds			PF	TP	A	TO	Blk	Stl	Min
					Off	Def	Tot							
11	SANTO, Gerson	f 7-10	0-0	2-3	2	3	5	1	16	0	1	0	0	22
31	AVILA, J.J.	f 2-9	1-3	3-4	5	6	11	3	8	6	4	0	0	34
02	BEJARANO, Daniel	g 3-9	0-3	7-8	2	3	5	2	13	4	1	0	3	35
05	OCTEUS, Jon	g 3-8	2-4	8-10	1	3	4	2	16	6	2	0	1	32
34	COHN, David	g 4-4	3-3	4-4	0	1	1	3	15	0	0	0	1	18
03	HOLT, Marcus	3-5	0-0	4-8	5	2	7	3	10	0	1	1	0	18
10	DE CIMAN, Joe	4-7	2-3	0-1	1	3	4	3	10	3	1	0	0	18
12	HURST, Carlton	1-2	0-0	5-6	0	4	4	3	7	1	1	0	1	14
23	BURNETT, Mike	0-0	0-0	0-0	1	0	1	1	0	0	0	0	0	3
30	BUENO, Enrico	0-1	0-1	0-0	0	0	0	0	0	0	0	0	0	3
33	MORGAN, Josh	0-2	0-1	0-0	0	0	0	0	0	0	0	0	0	3
	Team				2	2	4							
	Totals	27-57	8-18	33-44	19	27	46	21	95	20	11	1	6	200

FG % 1st Half: 17.28	65.4%	2nd half: 10.31	32.3%	Game: 27.57	47.4%		Deadball
3FG % 1st Half: 5.10	50.0%	2nd half: 3.8	37.5%	Game: 8.18	44.4%		Rebounds
FT % 1st Half: 10.15	86.7%	2nd half: 23.29	79.3%	Game: 33.44	75.0%		3

Officials: Shawn Lehigh, Bob Staffen and Doran Gotschall
 Technical fouls: Prairie View A&M-None. Colorado State-None.
 Attendance: 2718

Score by periods	1st	2nd	Total
Prairie View A&M	31	37	68
Colorado State	49	46	95

Last FG - PVAMMBB 2nd-01:45, CS 2nd-02:04
 Largest lead - PVAMMBB by 2 1st-18:02, CS by 30 2nd-09:54

Score tied - 3 times
 Lead changed - 2 times

Official Basketball Box Score -- GAME TOTALS -- FINAL STATISTICS
Prairie View A&M vs NMSU
 11/27/13 7 p.m. at Pan American Center, Las Cruces, N.M.

Prairie View A&M 60 • 1-5

#	Player	Total FG-FGA	3-Ptr FG-FGA	FT-FTA	Rebounds			PF	TP	A	TO	Blk	Stl	Min
					Off	Def	Tot							
11	Robinson-Hershey	f 2-6	1-2	4-5	3	3	6	3	9	0	0	0	0	26
32	Chapman,Demondre	f 2-8	0-0	0-0	2	4	6	3	4	0	2	0	0	17
05	Hagood,Tre	g 0-5	0-2	4-6	2	1	3	4	4	0	0	0	0	17
12	Brisco,John	g 3-13	0-4	0-0	2	3	5	4	6	1	2	0	0	23
31	Scott,Montrael	g 3-7	0-0	1-1	1	4	5	4	7	2	4	0	0	29
00	Adams,Andre	1-2	0-0	0-0	0	1	1	0	2	2	2	0	1	6
01	Surles,Rashaan	1-3	0-0	0-0	1	4	5	1	2	1	0	0	0	19
03	Munks,Louis	6-13	3-5	3-4	0	0	0	3	18	0	0	0	0	19
15	Agho,Patrick	1-2	0-0	2-2	1	2	3	1	4	0	1	0	0	10
20	Montgomery,Jules	2-6	0-0	0-0	2	2	4	2	4	0	1	0	0	14
33	York,Karim	0-1	0-1	0-0	1	0	1	1	0	0	1	0	0	10
35	Onwukamuche,Reggis	0-4	0-0	0-0	0	0	0	0	4	0	2	0	0	10
	Team				1	0	1							
	Totals	21-70	4-14	14-18	16	24	40	30	65	15	0	1	200	

FG % 1st Half: 8.33	24.2%	2nd half: 13.37	35.1%	Game: 21.70	30.0%		Deadball
3FG % 1st Half: 1.8	12.5%	2nd half: 3.6	50.0%	Game: 4.14	28.6%		Rebounds
FT % 1st Half: 3.5	60.0%	2nd half: 11.13	84.6%	Game: 14.18	77.8%		4

NMSU 91 • 7-1

#	Player	Total FG-FGA	3-Ptr FG-FGA	FT-FTA	Rebounds			PF	TP	A	TO	Blk	Stl	Min
					Off	Def	Tot							
02	Bhullar, Sim	c 4-5	0-0	3-7	3	5	8	1	11	3	1	10	0	29
15	Nephawe, Tshildzi	c 2-4	0-0	5-6	0	1	1	4	9	0	2	1	0	25
01	Eldridge, DK	g 6-9	1-2	3-5	1	0	1	1	16	2	2	0	2	19
12	Ross-Miller, KC	g 4-9	1-2	2-2	1	4	5	0	11	2	0	0	1	22
23	Mullings, Daniel	g 6-8	0-0	5-8	2	7	9	0	17	2	0	0	3	27
00	Landy, Travon	0-1	0-1	2-4	1	1	2	1	2	1	0	0	0	18
03	Barry, Remi	1-3	0-1	7-7	0	4	4	1	9	1	0	2	0	19
05	Aronis, Kevin	2-8	2-8	2-3	0	5	5	0	8	1	0	0	0	22
20	Buovac, Matej	0-3	0-3	0-0	0	1	1	1	0	0	1	0	0	12
25	Dixon, Renaldo	3-7	0-0	2-2	3	4	7	2	8	1	1	1	2	17
	Team				0	1	1							
	Totals	28-57	4-17	31-44	11	33	44	11	91	13	7	14	8	200

FG % 1st Half: 16.32	50.0%	2nd half: 12.25	48.0%	Game: 28.57	49.1%		Deadball
3FG % 1st Half: 3.9	33.3%	2nd half: 1.8	12.5%	Game: 4.17	23.5%		Rebounds
FT % 1st Half: 12.14	85.7%	2nd half: 19.30	63.3%	Game: 31.44	70.5%		7

Officials: Kelly Self, Brad Gaston, Ruben Ramos
 Technical fouls: Prairie View A&M-None. NMSU-None.
 Attendance: 4804

Score by periods	1st	2nd	Total
Prairie View A&M	20	40	60
NMSU	47	44	91

Last FG - PVAMMBB 2nd-00:06, NMSU 2nd-04:09
 Largest lead - PVAMMBB by 2 1st-18:35, NMSU by 39 2nd-04:09

Score tied - 1 time
 Lead changed - 2 times

Official Basketball Box Score -- Game Totals -- Final Statistics
Prairie View A&M vs Bethune-Cookman
 11/28/13 7:00 p.m. at Greeley, Colo. (Butler-Hancock)

Prairie View A&M 89 • 2-5, 0-0 SWAC

#	Player	Total FG-FGA	3-Ptr FG-FGA	FT-FTA	Rebounds			PF	TP	A	TO	Blk	Stl	Min
					Off	Def	Tot							
11	Robinson,Hershey	f 4-8	2-4	4-4	2	1	3	0	14	1	0	0	0	26
32	Chapman,Demondre	f 7-10	0-0	7-9	6	3	9	3	21	1	3	1	0	35
05	Hagood,Tre	g 2-7	0-2	6-6	1	3	4	3	10	10	0	0	1	28
12	Brisco,John	g 2-8	2-3	4-4	1	2	3	0	10	2	1	0	0	31
31	Scott,Montrael	g 7-10	2-4	2-2	1	3	4	2	18	4	1	0	0	36
01	Surles,Rashaan	0-1	0-0	0-0	0	0	0	0	0	0	0	0	0	2
03	Munks,Louis	3-6	1-3	0-0	1	2	3	1	7	0	1	0	0	11
20	Montgomery,Jules	2-4	1-1	2-2	1	5	6	2	7	0	1	2	3	15
35	Onwukamuche,Reggis	1-1	0-0	0-2	0	1	1	3	2	0	0	0	1	4
	Team				2	0	2							
	Totals	28-55	8-17	25-29	14	21	35	14	89	18	7	3	5	200

FG % 1st Half: 16.29	55.2%	2nd half: 12.26	46.2%	Game: 28.55	50.9%		Deadball
3FG % 1st Half: 6.8	75.0%	2nd half: 2.9	22.2%	Game: 8.17	47.1%		Rebounds
FT % 1st Half: 6.6	100.0	2nd half: 19.23	82.6%	Game: 25.29	86.2%		2

Bethune-Cookman 80 • 2-6, 0-0 MEAC

#	Player	Total FG-FGA	3-Ptr FG-FGA	FT-FTA	Rebounds			PF	TP
---	--------	--------------	--------------	--------	----------	--	--	----	----

PRAIRIE VIEW MEN'S BASKETBALL
Prairie View A&M Season Box Score (as of Dec 05, 2013)
All games

RECORD:	OVERALL	HOME	AWAY	NEUTRAL
ALL GAMES	2-6	1-1	1-5	0-0
CONFERENCE	0-0	0-0	0-0	0-0
NON-CONFERENCE	2-6	1-1	1-5	0-0

##	Player	gp-gs	min	avg	Total		3-Point		F-Throw		Rebounds				pf	dq	a	to	blk	stl	pts	avg
					fg-fga	fg%	3fg-fga	3fg%	ft-fa	ft%	off	def	tot	avg								
31	Scott,Montrael	8-8	234	29.3	45-86	.523	15-29	.517	15-21	.714	16	24	40	5.0	21	1	21	16	0	6	120	15.0
12	Brisco,John	7-5	186	26.6	30-82	.366	10-35	.286	15-17	.882	8	12	20	2.9	17	0	12	10	0	8	85	12.1
32	Chapman,Deondre	8-7	198	24.8	38-66	.576	0-0	.000	19-36	.528	16	18	34	4.3	22	0	1	12	1	4	95	11.9
03	Munks,Louis	8-3	154	19.3	26-63	.413	9-28	.321	27-35	.771	6	17	23	2.9	16	0	6	10	0	3	88	11.0
30	York,Karim	6-0	88	14.7	16-30	.533	9-17	.529	2-3	.667	4	15	19	3.2	8	0	1	11	3	3	43	7.2
05	Hagood,Tre	8-8	233	29.1	17-43	.395	1-6	.167	20-29	.690	5	18	23	2.9	26	1	44	17	0	13	55	6.9
11	Robinson,Hershey	8-8	188	23.5	16-40	.400	7-23	.304	10-11	.909	9	14	23	2.9	14	1	4	8	3	3	49	6.1
20	Montgomery,Jules	8-0	124	15.5	10-26	.385	2-4	.500	3-3	1.000	12	17	29	3.6	20	1	2	8	3	8	25	3.1
35	Onwukamuhe,Reggis	7-1	64	9.1	8-16	.500	0-0	.000	2-4	.500	3	6	9	1.3	22	1	0	8	3	1	18	2.6
15	Agho,Patrick	7-0	51	7.3	5-6	.833	0-0	.000	3-3	1.000	4	9	13	1.9	7	0	0	4	2	0	13	1.9
00	Adams,Andre	6-0	38	6.3	3-9	.333	0-5	.000	5-6	.833	0	1	1	0.2	1	0	7	7	0	5	11	1.8
01	Surles,Rashaan	6-0	55	9.2	3-10	.300	0-2	.000	1-1	1.000	2	4	6	1.0	7	0	3	2	0	1	7	1.2
22	Jenkins,Rasi	4-0	37	9.3	1-3	.333	0-0	.000	0-0	.000	1	3	4	1.0	8	0	0	1	1	0	2	0.5
Team											9	10	19				3					
Total.....		8	1650		218-480	.454	53-149	.356	122-169	.722	95	168	263	32.9	189	5	101	117	16	55	611	76.4
Opponents.....		8	1651		219-456	.480	52-132	.394	190-261	.728	115	187	302	37.8	144	-	118	107	40	57	680	85.0

Score by Periods	1st	2nd	OT	OT2	Totals
Prairie View A&M	271	318	12	10	611
Opponents	317	336	12	15	680

PRAIRIE VIEW MEN'S BASKETBALL
Prairie View A&M Combined Team Statistics (as of Dec 05, 2013)
All games

RECORD:	OVERALL	HOME	AWAY	NEUTRAL
ALL GAMES	2-6	1-1	1-5	0-0
CONFERENCE	0-0	0-0	0-0	0-0
NON-CONFERENCE	2-6	1-1	1-5	0-0

##	Player	gp-gs	min	avg	Total			3-Point		F-Throw		Rebounds					pts	avg				
					fg-fga	fg%	3fg-fga	3fg%	ft-fa	ft%	off	def	tot	avg	pf	dq			a	to	blk	stl
31	Scott,Montrael	8-8	234	29.3	45-86	.523	15-29	.517	15-21	.714	16	24	40	5.0	21	1	21	16	0	6	120	15.0
12	Brisco,John	7-5	186	26.6	30-82	.366	10-35	.286	15-17	.882	8	12	20	2.9	17	0	12	10	0	8	85	12.1
32	Chapman,Demondre	8-7	198	24.8	38-66	.576	0-0	.000	19-36	.528	16	18	34	4.3	22	0	1	12	1	4	95	11.9
03	Munks,Louis	8-3	154	19.3	26-63	.413	9-28	.321	27-35	.771	6	17	23	2.9	16	0	6	10	0	3	88	11.0
30	York,Karim	6-0	88	14.7	16-30	.533	9-17	.529	2-3	.667	4	15	19	3.2	8	0	1	11	3	3	43	7.2
05	Hagood,Tre	8-8	233	29.1	17-43	.395	1-6	.167	20-29	.690	5	18	23	2.9	26	1	44	17	0	13	55	6.9
11	Robinson,Hershey	8-8	188	23.5	16-40	.400	7-23	.304	10-11	.909	9	14	23	2.9	14	1	4	8	3	3	49	6.1
20	Montgomery,Jules	8-0	124	15.5	10-26	.385	2-4	.500	3-3	1.000	12	17	29	3.6	20	1	2	8	3	8	25	3.1
35	Onwukamuche,Reggis	7-1	64	9.1	8-16	.500	0-0	.000	2-4	.500	3	6	9	1.3	22	1	0	8	3	1	18	2.6
15	Agho,Patrick	7-0	51	7.3	5-6	.833	0-0	.000	3-3	1.000	4	9	13	1.9	7	0	0	4	2	0	13	1.9
00	Adams,Andre	6-0	38	6.3	3-9	.333	0-5	.000	5-6	.833	0	1	1	0.2	1	0	7	7	0	5	11	1.8
01	Surles,Rashaan	6-0	55	9.2	3-10	.300	0-2	.000	1-1	1.000	2	4	6	1.0	7	0	3	2	0	1	7	1.2
22	Jenkins,Rasi	4-0	37	9.3	1-3	.333	0-0	.000	0-0	.000	1	3	4	1.0	8	0	0	1	1	0	2	0.5
Team											9	10	19				3					
Total.....		8	1650		218-480	.454	53-149	.356	122-169	.722	95	168	263	32.9	189	5	101	117	16	55	611	76.4
Opponents.....		8	1651		219-456	.480	52-132	.394	190-261	.728	115	187	302	37.8	144	-	118	107	40	57	680	85.0

TEAM STATISTICS	PVAMMBB	OPP	Date	Opponent	Score	Att.
SCORING	611	680	11-08-13	at Mississippi State	L 56-71	6853
Points per game	76.4	85.0	11/11/13	SCHREINER	W 100-73	2213
Scoring margin	-8.6	-	11/14/13	SAM HOUSTON STATE'	Lo2 103-108	2678
FIELD GOALS-ATT	218-480	219-456	11/19/13	at Texas A&M	L 65-75	4194
Field goal pct	.454	.480	11/25/13	at Colorado State	L 68-95	2718
3 POINT FG-ATT	53-149	52-132	11/27/13	at NMSU	L 60-91	4804
3-point FG pct	.356	.394	11/29/13	at Bethune-Cookman	W 89-80	102
3-pt FG made per game	6.6	6.5	12/01/13	at Northern Colorado	L 70-87	203
FREE THROWS-ATT	122-169	190-261				
Free throw pct	.722	.728	* - Conference game			
F-Throws made per game	15.3	23.8				
REBOUNDS	263	302				
Rebounds per game	32.9	37.8				
Rebounding margin	-4.9	-				
ASSISTS	101	118				
Assists per game	12.6	14.8				
TURNOVERS	117	107				
Turnovers per game	14.6	13.4				
Turnover margin	-1.2	-				
Assist/turnover ratio	0.9	1.1				
STEALS	55	57				
Steals per game	6.9	7.1				
BLOCKS	16	40				
Blocks per game	2.0	5.0				
ATTENDANCE	4891	18874				
Home games-Avg/Game	2-2446	6-3146				
Neutral site-Avg/Game	-	0-0				

Score by Periods	1st	2nd	OT	OT2	Totals
Prairie View A&M	271	318	12	10	611
Opponents	317	336	12	15	680

PRAIRIE VIEW MEN'S BASKETBALL
Prairie View A&M Overall Team Statistics (as of Dec 05, 2013)
All games

TEAM STATISTICS	PVAMMBB	OPP
SCORING	611	680
Points per game	76.4	85.0
Scoring margin	-8.6	-
FIELD GOALS-ATT	218-480	219-456
Field goal pct	.454	.480
3 POINT FG-ATT	53-149	52-132
3-point FG pct	.356	.394
3-pt FG made per game	6.6	6.5
FREE THROWS-ATT	122-169	190-261
Free throw pct	.722	.728
F-Throws made per game	15.3	23.8
REBOUNDS	263	302
Rebounds per game	32.9	37.8
Rebounding margin	-4.9	-
ASSISTS	101	118
Assists per game	12.6	14.8
TURNOVERS	117	107
Turnovers per game	14.6	13.4
Turnover margin	-1.2	-
Assist/turnover ratio	0.9	1.1
STEALS	55	57
Steals per game	6.9	7.1
BLOCKS	16	40
Blocks per game	2.0	5.0
WINNING STREAK	0	-
Home win streak	0	-
ATTENDANCE	4891	18874
Home games-Avg/Game	2-2446	6-3146
Neutral site-Avg/Game	-	0-0

Score by Periods	1st	2nd	OT	OT2	Totals
Prairie View A&M	271	318	12	10	611
Opponents	317	336	12	15	680

PRAIRIE VIEW MEN'S BASKETBALL
Prairie View A&M Team Game-by-Game (as of Dec 05, 2013)
All games

TEAM STATISTICS

Opponent	Date	Score		Total		3-Pointers		Free throws		Rebounds				pf	a	t/o	blk	stl	pts	avg
				fg-fga	pct	3fg-fga	pct	ft-fta	pct	off	def	tot	avg							
at Mississippi State	11-08-13	56-71	L	19-50	.380	3-22	.136	15-21	.714	9	18	27	27.0	22	6	19	4	10	56	56.0
SCHREINER	11/11/13	100-73	W	37-61	.607	8-16	.500	18-25	.720	12	25	37	32.0	23	16	15	3	9	100	78.0
SAM HOUSTON STATE'	11/14/13	103-108	Lot	37-70	.529	9-21	.429	20-30	.667	10	23	33	32.3	29	15	14	2	9	103	86.3
at Texas A&M	11/19/13	65-75	L	24-57	.421	9-23	.391	8-14	.571	14	19	33	32.5	25	16	18	1	8	65	81.0
at Colorado State	11/25/13	68-95	L	25-53	.472	6-18	.333	12-20	.600	4	19	23	30.6	27	13	12	0	8	68	78.4
at NMSU	11/27/13	60-91	L	21-70	.300	4-14	.286	14-18	.778	16	24	40	32.2	30	6	15	0	1	60	75.3
at Bethune-Cookman	11/29/13	89-80	W	28-55	.509	8-17	.471	25-29	.862	14	21	35	32.6	14	18	7	3	5	89	77.3
at Northern Colorado	12/01/13	70-87	L	27-64	.422	6-18	.333	10-12	.833	16	19	35	32.9	19	11	17	3	5	70	76.4
Prairie View A&M		611		218-480	.454	53-149	.356	122-169	.722	95	168	263	32.9	189	101	117	16	55	611	76.4
Opponents		680		219-456	.480	52-132	.394	190-261	.728	115	187	302	37.8	144	118	107	40	57	680	85.0

Games played: 8
Points/game: 76.4
FG Pct: 45.4
3FG Pct: 35.6
FT Pct: 72.2

Rebounds/game: 32.9
Assists/game: 12.6
Turnovers/game: 14.6
Assist/turnover ratio: 0.9
Steals/game: 6.9
Blocks/game: 2.0

PRAIRIE VIEW MEN'S BASKETBALL
Prairie View A&M Game-by-Game Highs (as of Dec 05, 2013)
All games

Opponent	Date	Score	Points	Rebounds	Assists	Steals	Blocked shots
at Mississippi State	11-08-13	56-71	15-Scott,Montrael	5-Montgomery,Jules	3-Hagood,Tre	3-Hagood,Tre	2-Agho,Patrick Robinson,Hershey
SCHREINER	11/11/13	100-73	30-Chapman,Demond	10-Scott,Montrael	5-Scott,Montrael	3-Hagood,Tre	1-York,Karim Jenkins,Rasi Onwukamucho,Reg
SAM HOUSTON STATE'	11/14/13	103-108	26-Brisco,John	7-Scott,Montrael	11-Hagood,Tre	3-Brisco,John	1-Robinson,Hershey York,Karim
at Texas A&M	11/19/13	65-75	20-Scott,Montrael	6-Montgomery,Jules	4-Brisco,John Hagood,Tre	3-Montgomery,Jules	1-York,Karim
at Colorado State	11/25/13	68-95	17-Brisco,John	5-Chapman,Demondr	6-Hagood,Tre	2-York,Karim	None
at NMSU	11/27/13	60-91	18-Munks,Louis	6-Chapman,Demondr Robinson,Hershey	2-Scott,Montrael Adams,Andre	1-Adams,Andre	None
at Bethune-Cookman	11/29/13	89-80	21-Chapman,Demond	9-Chapman,Demondr	10-Hagood,Tre	3-Montgomery,Jules	2-Montgomery,Jules
at Northern Colorado	12/01/13	70-87	20-Munks,Louis	6-Hagood,Tre	6-Hagood,Tre	2-Brisco,John Hagood,Tre	2-Onwukamucho,Reg

PRAIRIE VIEW MEN'S BASKETBALL
Prairie View A&M Team High/Low Analysis (as of Dec 05, 2013)
All games

Prairie View A&M - TEAM GAME HIGHS

POINTS	103		SAM HOUSTON STATE' (11/14/13)
	100		SCHREINER (11/11/13)
	89		at Bethune-Cookman (11/29/13)
	70		at Northern Colorado (12/01/13)
	68		at Colorado State (11/25/13)
FIELD GOALS MADE	37		SAM HOUSTON STATE' (11/14/13)
	37		SCHREINER (11/11/13)
FIELD GOAL ATTEMPTS	70		at NMSU (11/27/13)
	70		SAM HOUSTON STATE' (11/14/13)
FIELD GOAL PERCENTAGE	.607	(37-61)	SCHREINER (11/11/13)
	.529	(37-70)	SAM HOUSTON STATE' (11/14/13)
3 PT FIELD GOALS MADE	9		at Texas A&M (11/19/13)
	9		SAM HOUSTON STATE' (11/14/13)
3 PT FG ATTEMPTS	23		at Texas A&M (11/19/13)
	22		at Mississippi State (11-08-13)
3 PT FG PERCENTAGE	.500	(8-16)	SCHREINER (11/11/13)
	.471	(8-17)	at Bethune-Cookman (11/29/13)
FREE THROWS MADE	25		at Bethune-Cookman (11/29/13)
	20		SAM HOUSTON STATE' (11/14/13)
FREE THROW ATTEMPTS	30		SAM HOUSTON STATE' (11/14/13)
	29		at Bethune-Cookman (11/29/13)
FREE THROW PERCENTAGE	.862	(25-29)	at Bethune-Cookman (11/29/13)
	.833	(10-12)	at Northern Colorado (12/01/13)
REBOUNDS	40		at NMSU (11/27/13)
	37		SCHREINER (11/11/13)
ASSISTS	18		at Bethune-Cookman (11/29/13)
	16		at Texas A&M (11/19/13)
	16		SCHREINER (11/11/13)
STEALS	10		at Mississippi State (11-08-13)
	9		SAM HOUSTON STATE' (11/14/13)
	9		SCHREINER (11/11/13)
BLOCKED SHOTS	4		at Mississippi State (11-08-13)
	3		at Northern Colorado (12/01/13)
	3		at Bethune-Cookman (11/29/13)
	3		SCHREINER (11/11/13)
TURNOVERS	19		at Mississippi State (11-08-13)
	18		at Texas A&M (11/19/13)
FOULS	30		at NMSU (11/27/13)
	29		SAM HOUSTON STATE' (11/14/13)

PRAIRIE VIEW MEN'S BASKETBALL
Prairie View A&M High/Low Analysis (as of Dec 05, 2013)
All games

Opponent - GAME HIGHS

POINTS	108		SAM HOUSTON STATE' (11/14/13)
	95		at Colorado State (11/25/13)
	91		at NMSU (11/27/13)
	87		at Northern Colorado (12/01/13)
	80		at Bethune-Cookman (11/29/13)
FIELD GOALS MADE	33		SAM HOUSTON STATE' (11/14/13)
	31		at Northern Colorado (12/01/13)
FIELD GOAL ATTEMPTS	64		at Mississippi State (11-08-13)
	63		SAM HOUSTON STATE' (11/14/13)
FIELD GOAL PERCENTAGE	.544	(31-57)	at Northern Colorado (12/01/13)
	.524	(33-63)	SAM HOUSTON STATE' (11/14/13)
3 PT FIELD GOALS MADE	10		at Northern Colorado (12/01/13)
	10		at Bethune-Cookman (11/29/13)
3 PT FG ATTEMPTS	20		at Bethune-Cookman (11/29/13)
	18		at Northern Colorado (12/01/13)
	18		at Colorado State (11/25/13)
	18		SCHREINER (11/11/13)
3 PT FG PERCENTAGE	.556	(10-18)	at Northern Colorado (12/01/13)
	.500	(10-20)	at Bethune-Cookman (11/29/13)
	.500	(8-16)	SAM HOUSTON STATE' (11/14/13)
FREE THROWS MADE	34		SAM HOUSTON STATE' (11/14/13)
	33		at Colorado State (11/25/13)
FREE THROW ATTEMPTS	46		SAM HOUSTON STATE' (11/14/13)
	44		at NMSU (11/27/13)
	44		at Colorado State (11/25/13)
FREE THROW PERCENTAGE	.889	(16-18)	at Bethune-Cookman (11/29/13)
	.778	(21-27)	SCHREINER (11/11/13)
REBOUNDS	51		at Mississippi State (11-08-13)
	46		at Colorado State (11/25/13)
ASSISTS	22		at Northern Colorado (12/01/13)
	20		at Colorado State (11/25/13)
STEALS	11		at Texas A&M (11/19/13)
	8		at Northern Colorado (12/01/13)
	8		at NMSU (11/27/13)
	8		at Mississippi State (11-08-13)
BLOCKED SHOTS	14		at NMSU (11/27/13)
TURNOVERS	8		SAM HOUSTON STATE' (11/14/13)
	21		at Mississippi State (11-08-13)
	16		at Texas A&M (11/19/13)
	16		SAM HOUSTON STATE' (11/14/13)
	16		SCHREINER (11/11/13)
FOULS	23		SAM HOUSTON STATE' (11/14/13)
	21		at Colorado State (11/25/13)
	21		SCHREINER (11/11/13)

PRAIRIE VIEW MEN'S BASKETBALL
Prairie View A&M High/Low Analysis (as of Dec 05, 2013)
All games

Prairie View A&M - GAME LOWS

POINTS	56		at Mississippi State (11-08-13)
	60		at NMSU (11/27/13)
	65		at Texas A&M (11/19/13)
	68		at Colorado State (11/25/13)
	70		at Northern Colorado (12/01/13)
FIELD GOALS MADE	19		at Mississippi State (11-08-13)
	21		at NMSU (11/27/13)
FIELD GOAL ATTEMPTS	50		at Mississippi State (11-08-13)
	53		at Colorado State (11/25/13)
FIELD GOAL PERCENTAGE	.300	(21-70)	at NMSU (11/27/13)
	.380	(19-50)	at Mississippi State (11-08-13)
3 PT FIELD GOALS MADE	3		at Mississippi State (11-08-13)
	4		at NMSU (11/27/13)
3 PT FG ATTEMPTS	14		at NMSU (11/27/13)
	16		SCHREINER (11/11/13)
3 PT FG PERCENTAGE	.136	(3-22)	at Mississippi State (11-08-13)
	.286	(4-14)	at NMSU (11/27/13)
FREE THROWS MADE	8		at Texas A&M (11/19/13)
	10		at Northern Colorado (12/01/13)
FREE THROW ATTEMPTS	12		at Northern Colorado (12/01/13)
	14		at Texas A&M (11/19/13)
FREE THROW PERCENTAGE	.571	(8-14)	at Texas A&M (11/19/13)
	.600	(12-20)	at Colorado State (11/25/13)
REBOUNDS	23		at Colorado State (11/25/13)
	27		at Mississippi State (11-08-13)
ASSISTS	6		at Mississippi State (11-08-13)
	6		at NMSU (11/27/13)
STEALS	1		at NMSU (11/27/13)
	5		at Bethune-Cookman (11/29/13)
BLOCKED SHOTS	5		at Northern Colorado (12/01/13)
	0		at Colorado State (11/25/13)
TURNOVERS	0		at NMSU (11/27/13)
	7		at Bethune-Cookman (11/29/13)
FOULS	12		at Colorado State (11/25/13)
	14		at Bethune-Cookman (11/29/13)
	19		at Northern Colorado (12/01/13)

PRAIRIE VIEW MEN'S BASKETBALL
Prairie View A&M High/Low Analysis (as of Dec 05, 2013)
All games

Opponent - GAME LOWS

POINTS	71		at Mississippi State (11-08-13)
	73		SCHREINER (11/11/13)
	75		at Texas A&M (11/19/13)
	80		at Bethune-Cookman (11/29/13)
	87		at Northern Colorado (12/01/13)
FIELD GOALS MADE	23		SCHREINER (11/11/13)
	23		at Texas A&M (11/19/13)
FIELD GOAL ATTEMPTS	45		at Texas A&M (11/19/13)
	52		SCHREINER (11/11/13)
FIELD GOAL PERCENTAGE	.422	(27-64)	at Mississippi State (11-08-13)
	.442	(23-52)	SCHREINER (11/11/13)
3 PT FIELD GOALS MADE	2		at Texas A&M (11/19/13)
	4		at Mississippi State (11-08-13)
	4		at NMSU (11/27/13)
3 PT FG ATTEMPTS	12		at Mississippi State (11-08-13)
	13		at Texas A&M (11/19/13)
3 PT FG PERCENTAGE	.154	(2-13)	at Texas A&M (11/19/13)
	.235	(4-17)	at NMSU (11/27/13)
FREE THROWS MADE	13		at Mississippi State (11-08-13)
	15		at Northern Colorado (12/01/13)
FREE THROW ATTEMPTS	18		at Bethune-Cookman (11/29/13)
	21		at Mississippi State (11-08-13)
FREE THROW PERCENTAGE	.619	(13-21)	at Mississippi State (11-08-13)
	.652	(15-23)	at Northern Colorado (12/01/13)
REBOUNDS	24		SCHREINER (11/11/13)
	29		at Bethune-Cookman (11/29/13)
ASSISTS	10		SCHREINER (11/11/13)
	12		at Texas A&M (11/19/13)
STEALS	4		at Bethune-Cookman (11/29/13)
	5		SCHREINER (11/11/13)
BLOCKED SHOTS	1		SCHREINER (11/11/13)
	1		at Colorado State (11/25/13)
TURNOVERS	6		at Bethune-Cookman (11/29/13)
	7		at NMSU (11/27/13)
FOULS	11		at NMSU (11/27/13)
	13		at Northern Colorado (12/01/13)

PRAIRIE VIEW MEN'S BASKETBALL
Prairie View A&M Player High/Low Analysis (as of Dec 05, 2013)
All games

Prairie View A&M - INDIVIDUAL GAME HIGHS

Points	30		Chapman, Demondre vs Schreiner (11/11/13)
	26		Brisco, John vs Sam Houston State' (11/14/13)
	21		Chapman, Demondre at Bethune-Cookman (11/29/13)
	20		Munks, Louis at Northern Colorado (12/01/13)
	20		Scott, Montrael at Texas A&M (11/19/13)
Field Goals Made	11		Chapman, Demondre vs Schreiner (11/11/13)
	9		Brisco, John vs Sam Houston State' (11/14/13)
Field Goal Att.	20		Brisco, John vs Sam Houston State' (11/14/13)
	16		Scott, Montrael at Texas A&M (11/19/13)
FG Pct (min 5 made)	.750	(6-8)	York, Karim vs Sam Houston State' (11/14/13)
	.733	(11-15)	Chapman, Demondre vs Schreiner (11/11/13)
3-Point FG Made	4		Scott, Montrael at Texas A&M (11/19/13)
	3		Munks, Louis at NMSU (11/27/13)
	3		York, Karim at Texas A&M (11/19/13)
	3		York, Karim vs Schreiner (11/11/13)
3-Point FG Att.	8		Brisco, John vs Sam Houston State' (11/14/13)
	7		Brisco, John at Colorado State (11/25/13)
	7		Scott, Montrael at Texas A&M (11/19/13)
3-Pt FG Pct (min 2 made)	1.000	(2-2)	Scott, Montrael at Colorado State (11/25/13)
	1.000	(2-2)	York, Karim vs Sam Houston State' (11/14/13)
	1.000	(2-2)	Robinson, Hershey vs Schreiner (11/11/13)
Free Throws Made	8		Chapman, Demondre vs Schreiner (11/11/13)
	7		Chapman, Demondre at Bethune-Cookman (11/29/13)
Free Throw Att.	12		Chapman, Demondre vs Schreiner (11/11/13)
	10		Hagood, Tre vs Sam Houston State' (11/14/13)
FT Pct (min 3 made)	1.000	(6-6)	Hagood, Tre at Bethune-Cookman (11/29/13)
	1.000	(4-4)	Brisco, John at Bethune-Cookman (11/29/13)
	1.000	(4-4)	Robinson, Hershey at Bethune-Cookman (11/29/13)
	1.000	(4-4)	Munks, Louis at Texas A&M (11/19/13)
	1.000	(3-3)	Scott, Montrael vs Schreiner (11/11/13)
Rebounds	10		Scott, Montrael vs Schreiner (11/11/13)
	9		Chapman, Demondre at Bethune-Cookman (11/29/13)
Assists	11		Hagood, Tre vs Sam Houston State' (11/14/13)
	10		Hagood, Tre at Bethune-Cookman (11/29/13)
Steals	3		Montgomery, Jules at Bethune-Cookman (11/29/13)
	3		Montgomery, Jules at Texas A&M (11/19/13)
	3		Brisco, John vs Sam Houston State' (11/14/13)
	3		Hagood, Tre vs Schreiner (11/11/13)
	3		Hagood, Tre at Mississippi State (11-08-13)
Blocked Shots	2		Onwukamuiche, Reggis at Northern Colorado (12/01/13)
	2		Montgomery, Jules at Bethune-Cookman (11/29/13)
	2		Robinson, Hershey at Mississippi State (11-08-13)
	2		Agho, Patrick at Mississippi State (11-08-13)
Turnovers	5		Hagood, Tre at Northern Colorado (12/01/13)
	5		Hagood, Tre at Mississippi State (11-08-13)
Fouls	5		Robinson, Hershey at Colorado State (11/25/13)
	5		Hagood, Tre at Texas A&M (11/19/13)
	5		Montgomery, Jules at Texas A&M (11/19/13)
	5		Scott, Montrael vs Sam Houston State' (11/14/13)
	5		Onwukamuiche, Reggis vs Schreiner (11/11/13)

PRAIRIE VIEW MEN'S BASKETBALL
Prairie View A&M Opponent High/Low Analysis (as of Dec 05, 2013)
All games

OPPONENT INDIVIDUAL GAME HIGHS

Points	29		Peters, Jabari vs Sam Houston State' (11/14/13)
	24		TRAPP,Mikel at Bethune-Cookman (11/29/13)
	23		AJ Myres vs Schreiner (11/11/13)
	19		BARDEN, Derrick at Northern Colorado (12/01/13)
Field Goals Made	19		Ransom, Kaheem vs Sam Houston State' (11/14/13)
	8		BARDEN, Derrick at Northern Colorado (12/01/13)
Field Goal Att.	8		TRAPP,Mikel at Bethune-Cookman (11/29/13)
	16		Ransom, Kaheem vs Sam Houston State' (11/14/13)
FG Pct (min 5 made)	14		Stevan Guerrero vs Schreiner (11/11/13)
	1.000	(5-5)	Baxter, Paul vs Sam Houston State' (11/14/13)
3-Point FG Made	.750	(6-8)	Mullings, Daniel at NMSU (11/27/13)
	5		TRAPP,Mikel at Bethune-Cookman (11/29/13)
3-Point FG Att.	4		UNRUH, Tate at Northern Colorado (12/01/13)
	4		OWENS,Clemmye at Bethune-Cookman (11/29/13)
3-Pt FG Pct (min 2 made)	9		TRAPP,Mikel at Bethune-Cookman (11/29/13)
	8		UNRUH, Tate at Northern Colorado (12/01/13)
Free Throws Made	8		Aronis, Kevin at NMSU (11/27/13)
	1.000	(3-3)	COHN, David at Colorado State (11/25/13)
Free Throw Att.	1.000	(2-2)	Baxter, Paul vs Sam Houston State' (11/14/13)
	15		Peters, Jabari vs Sam Houston State' (11/14/13)
FT Pct (min 3 made)	8		OCTEUS, Jon at Colorado State (11/25/13)
	8		Smith, Shawn at Texas A&M (11/19/13)
Rebounds	8		Ransom, Kaheem vs Sam Houston State' (11/14/13)
	8		AJ Myres vs Schreiner (11/11/13)
Assists	19		Peters, Jabari vs Sam Houston State' (11/14/13)
	11		Smith, Shawn at Texas A&M (11/19/13)
Steals	1.000	(7-7)	Barry, Remi at NMSU (11/27/13)
	1.000	(4-4)	COHN, David at Colorado State (11/25/13)
Blocked Shots	1.000	(4-4)	Green, Jordan at Texas A&M (11/19/13)
	1.000	(4-4)	Dre Applewhite at Mississippi State (11-08-13)
Turnovers	1.000	(3-3)	TAYLOR,Maurice at Bethune-Cookman (11/29/13)
	1.000	(3-3)	TRAPP,Mikel at Bethune-Cookman (11/29/13)
Fouls	1.000	(3-3)	Hollis Robinson vs Schreiner (11/11/13)
	15		Gavin Ware at Mississippi State (11-08-13)
	11		AVILA, J.J. at Colorado State (11/25/13)
	6		OCTEUS, Jon at Colorado State (11/25/13)
	6		AVILA, J.J. at Colorado State (11/25/13)
	6		Caruso, Alex at Texas A&M (11/19/13)
	3		BARDEN, Derrick at Northern Colorado (12/01/13)
	3		Mullings, Daniel at NMSU (11/27/13)
	3		BEJARANO, Daniel at Colorado State (11/25/13)
	3		Harris, Fabyon at Texas A&M (11/19/13)
	3		Peters, Jabari vs Sam Houston State' (11/14/13)
	3		Tyson Cunningham at Mississippi State (11-08-13)
	3		IJ Ready at Mississippi State (11-08-13)
	10		Bhullar, Sim at NMSU (11/27/13)
	4		Holyfield, Michael vs Sam Houston State' (11/14/13)
	6		Ransom, Kaheem vs Sam Houston State' (11/14/13)
	6		Craig Sword at Mississippi State (11-08-13)
	5		JACKSON,Malik at Bethune-Cookman (11/29/13)
	5		Baxter, Paul vs Sam Houston State' (11/14/13)
	5		Ransom, Kaheem vs Sam Houston State' (11/14/13)
	5		Holyfield, Michael vs Sam Houston State' (11/14/13)