

BYU BASKETBALL

Kyle Chilton, BYU Athletic Communications | O: (801) 422-4909 | C: (801) 372-2080 | kyle_chilton@byu.edu | 30 Smith Fieldhouse • Provo, UT • 84602

BYU 2014-15 SCHEDULE

O29	Wed	Cougar Tipoff	BYUtv	
N1	Sat	Colorado School of Mines (Exh)	BYUtv	W, 82-64
N8	Sat	Seattle Pacific (Exh)	BYUtv	W, 75-44
N14	Fri	Long Beach State	BYUtv	W, 95-90
N18	Tue	Arkansas-Little Rock*	BYUtv	W, 91-62
N19	Wed	Southern Virginia	BYUtv	W, 101-48
N24	Mon	vs. No. 15 San Diego State*	ESPN2 L, 87-92 (2OT)	
N25	Tue	vs. Chaminade*	ESPN2 W, 121-85	
N26	Wed	vs. Purdue*	ESPN2 L, 85-87 (OT)	
N29	Sat	Eastern Kentucky	BYUtv	W, 90-76
D2	Tue	at Utah State	CBS SN	W, 91-81
D6	Sat	vs. Hawaii#	BYUtv	W, 90-70
D10	Wed	No. 13 Utah	ESPNU L, 61-65	
D13	Sat	at Weber State	KJZZ	7 p.m.
D20	Sat	Stanford	ESPNU	9 p.m.
D23	Tue	UMass	BYUtv	7 p.m.
D27	Sat	Gonzaga	ESPN2	4 p.m.
D29	Mon	Portland	BYUtv	7 p.m.
J1	Thu	at Santa Clara	BYUtv	2 p.m.
J3	Sat	at San Francisco	CSN Bay Area	8 p.m.
J8	Thu	Pepperdine	ESPNU	9 p.m.
J10	Sat	Loyola Marymount	BYUtv	7 p.m.
J15	Thu	at Pacific	ESPNU	8 p.m.
J17	Sat	at Saint Mary's	ESPN2	8 p.m.
J24	Sat	at San Diego	TWC/Root/CSN CA	1 p.m.
J29	Thu	San Francisco	ESPNU	9 p.m.
J31	Sat	Santa Clara	BYUtv	7 p.m.
F5	Thu	at Pepperdine	TWC	8 p.m.
F7	Sat	at Loyola Marymount	TWC/Root/CSN CA	1 p.m.
F12	Thu	Saint Mary's	ESPN or ESPN2	7 p.m.
F14	Sat	Pacific	BYUtv	7 p.m.
F19	Thu	San Diego	ESPNU	8 p.m.
F26	Thu	at Portland	Root	7 p.m.
F28	Sat	at Gonzaga	ESPN or ESPN 2	TBA

^ Exhibition
 * EA SPORTS Maui Invitational
 # at EnergySolutions Arena
 All times local to site

SOCIAL MEDIA

Website: www.BYUcougars.com
 Facebook: [/BYUbasketball](https://www.facebook.com/BYUbasketball) /BYUcougars
 Twitter: [@BYUbasketball](https://twitter.com/BYUbasketball) | @BYUcougars
 Instagram: [BYUcougars](https://www.instagram.com/BYUcougars)
 Vine: [BYUcougars](https://vine.co/BYUcougars)
 Hashtag: #BYUhoops



Weber State (3-4, 0-0 Big Sky)
WILDCATS

Head Coach: Randy Rahe
 Alma Mater: Buena Vista, 1982
 Division I Career Record: 172-91 (9th)
 Record at Weber State: Same

GAME INFORMATION

TV: KJZZ
 TV Talent: Steve Klauke (play-by-play), Phil Johnson (analyst), Tony Parks (sideline)
 Live Video: AmericaOneSports.com
 Radio: Cougar IMG Sports Network, KSL 102.7 FM / 1160 AM
 Radio Talent: Greg Wrubell (play-by-play), Mark Durrant (analyst)
 Live Stats: BYUcougars.com

SERIES INFORMATION

Series Record: BYU leads 29-10
 Last Meeting: BYU won 81-72, 11/8/13
 H/A/N: 20-0/9-10/0-0




BYU (7-3, 0-0 WCC)
COUGARS

Head Coach: Dave Rose
 Alma Mater: Houston, 1983
 Division I Career Record: 239-81 (10th)
 Record at BYU: Same

BYU STORYLINES

- BYU is 7-3 in Dave Rose's 10th season. Rose is BYU's all-time leader in winning percentage at 74.7 percent and second in career wins at 239. He has led the Cougars to nine-straight 20-win seasons and nine-straight postseason appearances (7 NCAA tournament appearances and 2 NITs).
- Tyler Haws, the 2013-14 West Coast Conference Player of the Year, has been named preseason All-WCC and to the Wooden Award and Naismith Trophy preseason Top 50. He was sixth in the nation and led the league in scoring last season and is currently first in the WCC and third nationally in scoring at 24.3 ppg.
- After averaging 5.1 3-point FGs per game last season, a low for a season during the Dave Rose era, the Cougars are making threes at a record-setting pace, averaging 9.6 makes from deep per game.

BYU'S PROJECTED STARTING LINEUP (BASED ON PREVIOUS GAME)



#5 | Kyle Collinsworth
 Guard
 6-6 | 210 | Jr.
 Provo, Utah
 Provo HS

GP/GS	MPG	Pts	Reb	Ast	Stl	FG%	3PT%	FT%
9/9	9.4	13.6	7.1	5.7	2.4	.462	.364	.723

Last Game: Finished with 17 points, 9 rebounds, 5 assists, a block and a steal against Utah
Notes: A preseason All-WCC selection ... posted a double-double and a triple-double last week ... named WCC Player of the Week on Dec. 8



#1 | Chase Fischer
 Guard
 6-3 | 195 | Jr.
 Ripley, West Virginia
 Wake Forest

GP/GS	MPG	Pts	Reb	Ast	Stl	FG%	3PT%	FT%
10/10	27.6	14.0	2.3	2.5	0.9	.438	.418	.750

Last Game: Scored 3 points and added an assist against Utah
Notes: Has scored in double figures in seven of 10 games this season ... hit 15 threes in Maui, including a BYU record 10 against Chaminade ... leads the team with 33 made threes ... a team captain ... has scored 20-plus points 3 times this season



#3 | Tyler Haws
 Guard
 6-5 | 195 | Sr.
 Alpine, Utah
 Lone Peak HS

GP/GS	MPG	Pts	Reb	Ast	Stl	FG%	3PT%	FT%
10/10	32.0	24.3	4.3	2.0	0.8	.497	.431	.915

Last Game: Finished with 23 points, 8 rebounds, a block and an assist against Utah
Notes: First in the WCC and third in the country in scoring ... a team captain ... has scored in double figures in 58-consecutive games ... has 3 30-point games this season ... has scored 20-plus points in five-straight games



#12 | Josh Sharp
 Forward
 6-7 | 190 | Sr.
 Highland, Utah
 Utah

GP/GS	MPG	Pts	Reb	Ast	Stl	FG%	3PT%	FT%
8/0	6.9	1.5	1.3	0.3	0.4	.714	.000	.500

Last Game: Played 7 minutes against Utah and had 1 block ... subbed in for Nate Austin in the first minute of the game against Utah
Notes: Has hit 5 of 7 attempts from the field ... has 25 career starts



#41 | Luke Worthington
 Forward
 6-10 | 235 | So.
 Mequon, Wisconsin
 Homestead HS

GP/GS	MPG	Pts	Reb	Ast	Stl	FG%	3PT%	FT%
10/10	14.3	3.5	2.6	0.2	0.6	.483	.000	.538


Last Game: Had 2 points, 2 rebounds, an assist and a steal against Utah
Notes: Has started nine of BYU's 10 games this season after starting three games in 2013-14

OFF THE BYU BENCH

No.	Name	Pos.	Ht.	Wt.	Yr.	Pts.	Reb.	Hometown (Previous School)	Notes
2	Jordan Ellis	G	6-1	180	Jr.	0.5	0.5	Medford, Ore. (Portland State)	Did not play against Utah
10	Ryan Andrus	F	6-11	215	Fr.	0.8	1.3	American Fork, Utah (American Fork HS)	Did not play against Utah
15	Jake Toolson	G	6-5	215	Fr.	3.7	2.4	Gilbert, Ariz. (Highland HS)	Did not play against Utah
20	Anson Winder	G	6-3	190	Sr.	13.8	4.2	Las Vegas, Nev. (Bishop Gorman HS)	Totaled 10 points, 4 rebounds, 2 steals and 2 assists against Utah
23	Skyler Halford	G	6-1	175	Sr.	4.7	2.6 (app)	Orem, Utah (SLCC)	Had 3 steals, 2 points, 2 rebounds and 2 assists against Utah
24	Frank Bartley IV	G	6-3	200	So.	1.8	1.5	Baton Rouge, La. (Future College Prep)	Had 2 points and 1 rebound against Utah
30	Dalton Nixon	F	6-7	215	Fr.	3.0	1.5	Orem, Utah (Orem HS)	Did not play against Utah
33	Nate Austin	F	6-11	230	Sr.	3.0	5.6	Alpine, Utah (Lone Peak HS)	Out with a torn right hamstring
35	Isaac Neilson	C	6-11	225	Fr.	4.7	2.7	Mission Viejo, Calif. (Mission Viejo HS)	Played 10 minutes against Utah
44	Corbin Kaufusi	C	6-10	245	Fr.	3.2	3.1	Provo, Utah (Timpview HS)	Played a career-high 18 minutes vs. Utah had 2 points, 1 board, 1 steal

CAREER HIGHLIGHTS

- 239-81 overall record (second all-time at BYU in wins) for a BYU record .747 winning percentage
- Currently 10th among active coaches in the NCAA in career winning percentage (as of Nov. 21, 2014)
- Reached 200 career victories in his 259th game as a head coach, 15th fastest in NCAA history
- With 232 victories through nine seasons is fifth all-time for best career starts by wins in NCAA history
- With 209 victories through first eight seasons is fourth all-time for best career starts by wins in NCAA history
- With 185 victories through first seven seasons is fourth all-time for best career starts by wins in NCAA history
- With 159 victories through first six seasons is tied for third all-time for best career starts by wins in NCAA history
- With 127 victories through five seasons is sixth all-time for best career starts by wins in NCAA history
- Streak of nine-consecutive 20-win seasons is tied for 20th all-time in NCAA history and tied for the 10th longest current streak
- Four Mountain West Conference regular season titles, a BYU and MWC record
- Three-time MWC Coach of the Year (2006, 2007, 2011)
- Two-time USBWA District VIII Coach of the Year (2006, 2011)
- Naismith Coach of the Year Finalist in 2011
- Honorable Mention for National Coach of the Year by Scout.com (2006)
- Seven trips to the NCAA tournament (a BYU record), including six-consecutive trips from 2007 to 2012 (a BYU record)
- Six-consecutive 25-win seasons (2006-11), and nine-consecutive 20-win seasons, both BYU records
- Holds top two spots for wins in a season in BYU history with 32 in 2010-11 and 30 in 2009-10
- Only BYU coach to win at least 20 games in each of his first nine seasons
- Took BYU to the Sweet 16 in 2011 for the first time since 1981
- Coached Jimmer Fredette, the 2011 Consensus National Player of the Year
- Inducted into the Dixie State Athletics Hall of Fame on Sept. 14, 2013



COACHING EXPERIENCE

- BYU Head Coach (2005-present)
- BYU Associate Head Coach (2000-2005)
- BYU Assistant Coach (1997-2000)
- Dixie State Head Coach (1990-1997)
- Dixie State Assistant Coach (1987-1990)
- Assistant coach at Pine View High School (1986-87)
- Head coach at Millard High School (1983-86)

SERVICE

- A member of the National Coaches vs. Cancer Council
- Assisting with the Hope Lodge, a facility to be constructed in Salt Lake City to house families of cancer patients
- NABC Game Pillar Award for Service in 2008
- 63rd recipient of the Dale Rex Memorial Award
- Honorary Chair of the Children with Cancer Christmas Foundation
- Was the first coach in the state of Utah to participate in the American Cancer Society's nationwide Coaches vs. Cancer campaign
- Lobbied before Congress for more funding for cancer research in September 2010

EDUCATION

- Houston (1983, B.A.)

PLAYING CAREER

- Played baseball and basketball at Dixie State College
- Played for Houston from 1980-83 (played in 1980-81 and 82-83, redshirted in 1981-82)
- Co-Captain on the famous "Phi-Slamma Jamma" team that featured Hakeem (then Akeem) Olajuwon and Clyde Drexler
- Helped Houston achieve a No. 1 ranking and reach the national championship game in 1983

MISSION

- Manchester England (1977-79)

PERSONAL/FAMILY

- Wife: Cheryl
- Children: Daughter Chanell and husband Brock Reichner, son Garrett and wife Brooke, daughter Taylor
- Dave and Cheryl Rose have seven grandchildren

TOP CAREER START BASED ON CURRENT NUMBER OF YEARS (THROUGH 2013-14)

Coch, School	Yrs.	W	L	Pct.
Brad Underwood, Stephen F. Austin	1	32	3	.914
Kevin Ollie, UConn	2	52	18	.743
Steve Prohm, Murray State	3	75	23	.765
Fred Hoiberg, Iowa State	4	90	47	.657
Andy Toole, Robert Morris	4	90	50	.643
Shaka Smart, VCU	5	137	46	.749
John Groce, Illinois	6	128	84	.604
Buzz Williams, Virginia Tech	7	153	86	.640
Tim Cluess, Iona	8	190	68	.736
Dave Rose, BYU	9	232	78	.748
Sean Miller, Arizona	10	249	95	.724
Jamie Dixon, Pittsburgh	11	288	96	.750
Mike Anderson, Arkansas	12	259	137	.654
Randy Bennett, Saint Mary's	13	286	137	.676
Thad Matta, Ohio State	14	377	114	.768
Mark Few, Gonzaga	15	403	100	.801

BEST CAREER STARTS BY WINS, 9 SEASONS

Coch, School	Date	W	L	Pct.
Roy Williams, Kansas	1989-97	247	58	.810
Everett Case, NC State	1947-55	241	56	.811
Jamie Dixon, Pittsburgh	2004-12	238	77	.756
Mark Few, Gonzaga	2000-08	236	60	.797
Dave Rose, BYU	2006-14	232	78	.748
Thad Matta, Butler, Xavier, OSU	2001-09	229	77	.748
Denny Crum, Louisville	1972-80	219	55	.799
Jerry Tarkanian, LBSU, UNLV	1969-76	218	33	.869
Sean Miller, Xavier, Arizona	2005-13	216	90	.706
Bruce Weber, S. Ill., Illinois	1999-07	215	82	.724

ROSE'S BYU COACHING LEDGER

Season	Overall	Pct.	Home	Pct.	Away	Pct.	Neutral	Pct.	Conf.	Pct.	Tourney	NCAA/NIT
05-06	20-9	.690	14-1	.933	5-7	.417	1-2	.500	12-4	.750	0-1	0-1 NIT
06-07	25-9	.735	17-0	1.000	6-7	.462	2-2	.500	13-3	.813	2-1	0-1 NCAA
07-08	27-8	.771	16-0	1.000	9-3	.615	3-3	.500	14-2	.875	2-1	0-1 NCAA
08-09	25-8	.758	14-2	.875	8-5	.750	2-3	.400	12-4	.750	1-1	0-1 NCAA
09-10	30-6	.833	15-1	.938	10-4	.714	5-1	.833	13-3	.813	1-1	1-1 NCAA
10-11	32-5	.865	13-1	.929	10-1	.909	9-3	.750	14-2	.875	2-1	2-1 NCAA
11-12	26-9	.743	13-3	.813	8-3	.727	5-3	.625	12-4	.750	1-1	1-1 NCAA
12-13	24-12	.667	15-3	.833	7-5	.583	2-4	.333	10-6	.625	0-1	3-1 NIT
13-14	23-12	.657	14-1	.933	5-8	.385	4-3	.571	13-5	.722	2-1	0-1 NCAA
14-15	7-3	.700	4-1	.800	1-0	1.000	2-2	.500	0-0	.000	0-0	0-0
Totals	239-81	.747	135-13	.912	69-43	.616	35-25	.583	113-33	.774	11-9	7-9

ROSE'S MILESTONE VICTORIES

Win	Date	Opponent	Score	Record
25	12/06/06	San Jose State	81-69	25-11 (.694)
50	11/23/07	vs. No. 6 Louisville	78-76	50-18 (.735)
75	11/20/08	North Florida	74-41	75-26 (.743)
100	11/20/09	at Hawaii	83-65	100-34 (.746)
125	03/06/10	at TCU	107-77	125-38 (.767)
150	02/09/11	at Air Force	90-52	150-42 (.781)
175	01/16/12	at San Diego	82-63	175-49 (.781)
200	01/19/13	San Diego	74-57	200-59 (.772)
225	02/06/14	Santa Clara	89-76	225-75 (.750)

BYU VS. WEBER STATE

Overall Series Record: BYU leads 29-10
 BYU Record in Provo: 20-0
 BYU Record at Weber State: 9-10
 BYU Record at Neutral Sites: 0-0
 BYU Record Under Dave Rose: 9-0

Last 10 Games vs. Weber State

11-8-13	Weber State	81-72	W
12-15-12	at Weber State	78-68	W
12-7-11	Weber State	94-66	W
12-21-10	at Weber State	72-66	W
11-27-09	Weber State	87-70	W
12-8-08	at Weber State	92-62	W
12-5-07	Weber State	72-57	W
12-2-06	at Weber State	73-69	W (OT)
12-17-05	Weber State	80-54	W
12-23-04	at Weber State	79-61	W

Weber State's projected starting lineup

No.	Name	Ht.	Pos.	Ppg	Rpg
30	Jeremy Senglin	6-2	G	14.0	2.9
11	Chris Golden	6-2	G	9.6	2.0
23	Richaud Gittens	6-4	G	9.0	3.4
35	Kyndahl Hill	6-7	F	7.4	5.9
21	Joel Bolomboy	6-9	F/C	14.6	10.9

Weber State's last game

L, 56-63 at UT-Arlington, 12/6/14

BYU	CATEGORY	WSU
7-3, 0-0	W-L	3-4, 0-0
7-3	Last 10	5-5
3-2	Last 5	2-3
91.2	PPG	62.0
75.6	Opp PPG	63.7
+15.6	Margin	-1.7
.478	FG%	.404
.424	FG% Def	.419
.397	3FG%	.317
9.6	3FG/Game	5.7
.347	Opp 3FG%	.284
.755	FT%	.771
41.0	RPG	33.1
34.6	Opp RPG	35.7
+6.4	Margin	-2.6
19.2	Assist/Game	9.9
13.3	TO/Game	15.4
16.5	Opp TO/Game	11.9
+3.2	Margin	-3.6
9.2	Steals/Game	5.9
3.0	Blocks/Game	3.4

BY THE NUMBERS

- 1** Tyler Haws is the only player in BYU history to surpass 1,700, 1,800 or 1,900 career points during his junior season. The previous record holder for points through a junior season by a Cougar was Danny Ainge, who scored 1,685 in his first three years at BYU. Haws and Ainge are the only Cougars to reach 1,000 career points as sophomores.
- 2** The number of players in the NCAA ranked in the top 100 in the country in rebounds, assists and steals in 2013-14: Kyle Collinsworth and UCLA's Kyle Anderson. Collinsworth averaged 8.1 boards, 4.6 assists and 1.7 steals to rank 86th, 83rd and 89th in each category, respectively.
- 4** The number of conference players of the year for BYU since Dave Rose became head coach in 2005. Keena Young (2007), Lee Cummond (2008) and Jimmer Fredette all earned Mountain West Conference Player of the Year honors. Tyler Haws became BYU's first West Coast Conference Player of the Year in 2014.
- 5** The number of triple-doubles recorded in BYU history, the most recent belonging to junior guard Kyle Collinsworth, who posted 19 points, 12 rebounds and 10 assists vs. Hawaii on Dec. 6, 2014. The last Cougar to record a triple-double was Michael Smith on Feb. 13, 1988. Fred Roberts, Danny Ainge and Kresimir Cosic also recorded triple-doubles. Collinsworth's triple-double is one of three in the nation this season.
- 7** The number of players who scored in double figures vs. Southern Virginia on Nov. 19, at 101-48 BYU win. Jake Toolson led the way with 15 points, Tyler Haws and Isaac Neilson added 13 apiece, Luke Worthington had 12 and Chase Fischer, Anson Winder and Dalton Nixon each had 10. It was the first time since Jan. 25, 1975 – and only the second time in program history – that seven players reached double digits. That night, Grig Clawson (16), Jay Cheesman (13), Mark Handy (12), Troy Jones (12), Brian Frishman (10), Greg Snow (10) and Veryl Law (10) led the Cougars to a 96-78 win at New Mexico.
- 8** The number of times a player in the West Coast Conference has scored 35 points or more in a single game since BYU joined the league in 2011. Six of the eight instances have been achieved by Tyler Haws: 42 vs. Virginia Tech on 12/29/12, 37 vs. Washington on 3/19/13, 35 vs. Pepperdine on 1/9/14, 48 at Portland on 1/23/14, 38 vs. Pacific on 1/30/14 and 35 at Utah State on 12/2/14. The other two players to reach 35 are Stephen Holt of Saint Mary's (35 on 2/22/14) and Jared Brownridge of Santa Clara (38 on 3/1/14).
- 9** The number of career games for Tyler Haws shooting 100 percent from the free throw line with a minimum of 10 attempts, a BYU record. He hit 10 of 10 at Wyoming on Feb. 20, 2010, 12 of 12 vs. Cal State Northridge on Nov. 24, 2012, 10 of 10 vs. Utah on Dec. 8, 2012, 10 of 10 at Weber State on Dec. 15, 2012, 14 of 14 at Loyola Marymount on March 2, 2013, 11 of 11 vs. Wichita State on Nov. 26, 2013, 14 of 14 vs. San Francisco on March 10, 2014, 11 of 11 vs. Gonzaga on March 11, 2014 and 10 of 10 vs. Hawaii on Dec. 6, 2014.
- 9** The number of consecutive seasons BYU has won at least 20 games and reached the postseason. Both streaks are program records.
- 17** The number of 3s BYU hit vs. Chaminade at the Maui Invitational on Nov. 25, a program record. The previous record was 15.
- 58** The number of consecutive games Tyler Haws has scored in double figures, a career-best streak and the 3rd-best streak in BYU history.
- 89.0** Tyler Haws' career free-throw percentage, first all-time in BYU history. He has hit 583 of 655 from the line in his career.
- 239** Dave Rose (2005 to present) is second all-time in BYU basketball history with 239 career victories, behind only the great Stan Watts, who coached the Cougars to 371 wins from 1949 to 1972 and was inducted into the Naismith Memorial Basketball Hall of Fame in 1986. Rose and Watts are the only BYU coaches to coach at least 300 career games.
- 2,187** The number of points Tyler Haws has scored in his career, good for 5th all-time and 98 from tying Devin Durrant for 4th. He is one of five Cougars all-time to reach 2,000 career points.

LAST TIME OUT – COUGARS FALL SHORT AGAINST NO. 13 UTAH

PROVO, Utah – Tyler Haws and Kyle Collinsworth combined for 40 points but BYU men's basketball fell short, 65-61, against No. 13 Utah in the Marriott Center Wednesday night.

"Congratulations to Larry, his staff and their team," BYU basketball coach Dave Rose said. "The one thing that you know from this game is that both teams were really competing and had their runs. A stretch where we're normally pretty good coming out of the locker room, but we had a hard time getting shots and they did a good job of taking us out of things and got us scattered. We tried to make a run back to finish it at the end, but came up a little short."

Haws finished with 23 points, eight rebounds and a block with Collinsworth finishing with 17 points, nine rebounds, five assists and a block on the night. Anson Winder contributed 10 points, four rebounds, two assists and two steals, while Skyler Halford had a game-high three steals.

The Cougars scored the first points of the game on Haws' drive to the rim at the 18:47 mark after Josh Sharp's block at the other end.

Utah took a 19-9 lead less than eight minutes into the game, but BYU went on a quick 6-0 run to cut its deficit to 24-17 with 8:51 left. The run was ignited with Collinsworth's assist to Corbin Kaufusi for a two-hand dunk and was followed by Halford's steal and bucket on the other end and Winder's steal and layup on the break at the 8:51 mark.

With under six minutes in the first half, Collinsworth threw down back-to-back dunks off Halford steals as part of a 14-0 BYU run. To continue the run, Collinsworth connected on the first 3-pointer of the game, which was followed by Kaufusi's block that led to a 3-pointer by Haws to tie the game at 28 apiece with 1:16 remaining in the half. Haws capped the run with another shot from deep with 33 seconds left and the Cougars entered halftime up 31-30.

Haws finished the half with 12 points and grabbed five rebounds, while Collinsworth added 11 points of his own. BYU held the Utes to 0 of 8 shooting from beyond the arc in the first half.

Chase Fischer made his first shot of the game from deep two minutes into the half to extend BYU's lead to four at 38-34. Collinsworth's drive ended a Utes 10-0 run before Haws' 3-pointer brought the Cougars within three with under 13 minutes remaining.

Utah continued to maintain its lead at 58-47, but was followed by a Haws' layup and Winder's shot from deep to cut Utah's lead to 58-52 with 4:41 left in the game. Winder connected on another 3-pointer to bring BYU within four and Collinsworth's putback at the 1:13 mark cut the deficit to 62-59, but the Cougars didn't get any closer falling 65-61.

QUICK FACTS

University Information

Location: Provo, Utah 84602
 Elevation: 4,553 feet
 Enrollment: 33,336 (Daytime)
 Founded: October 15, 1875
 Owned: The Church of Jesus Christ of Latter-day Saints
 Nickname: Cougars
 Mascot: Cosmo
 Colors: Blue and White
 Arena (capacity): Marriott Center (20,900)
 Conference: West Coast Conference
 President: Kevin J Worthen (BYU, 1979)
 Athletic Director: Tom Holmoe (BYU, 1983)
 Athletic Website: BYUcougars.com
 Tickets: (801) 422-BYU1 or (800) 322-BYU1

2014-15 Preview

Lettermen Returning/Lost: 8/4
 Newcomers: 6
 Starters Returning/Lost: 4/1
 Returning Scoring: 70.3% (2,061 of 2,931 pts)
 Returning Rebounding: 67.9% (972 of 1,432 reb)
 Returning Assists: 66.4% (361 of 544 ast)
 Returning Blocks: 71.8% (74 of 103)
 Returning Minutes: 74.6% (5,317 of 7,125)

2013-14 Review

Overall Record: 23-12
 Conference Record/Finish: 13-5 (2nd)
 2014 Postseason: (0-1 in the NCAA tournament)
 2nd Round: Oregon – L, 68-87
 2014 Final National Ranking: NR/NR

BYU Coaching Staff

Head Coach: Dave Rose
 Alma Mater (year): Houston (1983)
 Record at School (years): 239-81 (10th year)
 Career Division I Record (years): same
 Basketball Office Fax: (801) 422-5965
 Assistant Coaches (Alma Mater, year)
 Terry Nashif (BYU, 2005)
 Tim LaComb (Utah, 2006)
 Mark Pope (Kentucky, 1996)
 Dir. of Basketball Operations: Cody Fueger (Utah, 2006)

BYU History

First Year of Basketball: 1903
 All-Time Record: 1720-1041 (.623)
 Winning Seasons: 87 (last 2014)
 Regular Season Conf. Championships: 29 (last 2011)
 Postseason Appearances (record): 39 (30-40)
 Total NCAA Appearances (record): 28 (15-31)
 Last NCAA Appearance: 2014
 Second Round: L vs. No. 7 seed Oregon, 68-87
 Total NIT Appearances (Record): 11 (15-9)
 Last NIT Appearance: 2013
 Result: Advanced to the semifinals

2014-15 BYU STARTING LINEUPS

Opponent	(1)	(2)	(3)	(4)	(5)
Long Beach State	Collinsworth	Fischer	Haws	Austin	Worthington
Arkansas-Little Rock	Collinsworth	Fischer	Haws	Austin	Worthington
Southern Virginia	Halford	Fischer	Haws	Austin	Worthington
vs. San Diego State	Collinsworth	Fischer	Haws	Austin	Worthington
vs. Chaminade	Collinsworth	Fischer	Haws	Austin	Worthington
vs. Purdue	Collinsworth	Fischer	Haws	Austin	Worthington
Eastern Kentucky	Collinsworth	Fischer	Haws	Austin	Neilson
at Utah State	Collinsworth	Fischer	Haws	Austin	Worthington
vs. Hawai'i	Collinsworth	Fischer	Haws	Austin	Worthington
Utah	Collinsworth	Fischer	Haws	Austin	Worthington
at Weber State					
Stanford					
UMass					
Gonzaga					
Portland					
at Santa Clara					
at San Francisco					
Pepperdine					
Loyola Marymount					
at Pacific					
at Saint Mary's					
at San Diego					
San Francisco					
Santa Clara					
at Pepperdine					
at Loyola Marymount					
Saint Mary's					
Pacific					
San Diego					
at Portland					
at Gonzaga					
Won-Loss Records	(1)	(2)	(3)	(4)	(5)
5-3	Collinsworth	Fischer	Haws	Austin	Worthington
1-0	Halford	Fischer	Haws	Austin	Worthington
1-0	Collinsworth	Fischer	Haws	Austin	Neilson

GAMES PLAYED (RECORD)

	2014-15	Career
Tyler Haws	10 (7-3)	114 (82-32)
Nate Austin	10 (7-3)	116 (80-36)
Anson Winder	10 (7-3)	110 (77-33)
Josh Sharp	8 (7-1)	100 (69-31)
Kyle Collinsworth	9 (6-3)	79 (60-19)
Skyler Halford	9 (7-2)	44 (30-14)
Frank Bartley IV	10 (7-3)	44 (30-14)
Luke Worthington	10 (7-3)	41 (28-13)
Ryan Andrus	4 (4-0)	same
Jordan Ellis	4 (4-0)	same
Chase Fischer	10 (7-3)	same
Corbin Kaufusi	9 (6-3)	same
Isaac Neilson	10 (7-3)	same
Dalton Nixon	8 (6-2)	same
Jake Toolson	7 (6-1)	same

GAMES STARTED (RECORD)

	2014-15	Career
Tyler Haws	10 (7-3)	112 (80-32)
Kyle Collinsworth	9 (6-3)	70 (52-18)
Anson Winder	0 (0-0)	25 (20-5)
Nate Austin	10 (7-3)	53 (35-18)
Josh Sharp	0 (0-0)	25 (18-7)
Skyler Halford	1 (1-0)	14 (11-3)
Luke Worthington	9 (6-3)	12 (9-3)
Chase Fischer	10 (7-3)	same
Isaac Neilson	1 (1-0)	same

STREAKS

Streak	2014-15	Overall
Current won/loss streak	1 loss	same
At home	1 loss	same
On the road	1 win	3 wins
On a neutral floor	1 win	same
At home vs. Nonconference	1 loss	same
At home vs. WCC	—	9 wins
On the road vs. Nonconference	1 win	same
On the road vs. WCC	—	2 wins
On a neutral floor vs. Nonconference	1 win	same
On a neutral floor vs. WCC	—	1 loss
At regular season tournament	1 loss	same
At WCC Tournament	—	1 loss
NCAA Tournament	—	2 losses
At NIT	—	1 loss
Games with a 3-point make	10 games	13 games
Vs. In-state teams	1 loss	same
At home vs. in-state teams	1 loss	same
On the road vs. in-state teams	1 win	same

LEADS AND DEFICITS, BYU'S BIGGEST...

Halftime lead	27 (49-22 vs. SVU)
Halftime lead lost in defeat	—
Halftime deficit	8 (33-41 vs. San Diego State)
Halftime deficit erased in victory	1 (46-47 vs. Long Beach State) 1 (31-32 at Utah State)
Overall lead	56 (97-41 vs. SVU)
Margin of victory	53 (101-48 vs. SVU)
Margin of defeat	5 (87-92 vs. San Diego State)
Lead lost in defeat	5 (76-71 vs. San Diego State)
Overall deficit	13 (11-24 vs. Utah)
Deficit overcome in victory	9 (17-26 vs. Hawaii)

HONORS CANDIDATES

Tyler Haws • All-America Candidate

- Ranks third in the nation in scoring at 24.3 points per game and 21st in free throw percentage at 91.5
- Has three games with 30-plus points, including a season high of 35 points at Utah State
- Named to the Wooden Award Preseason Top 50
- Named to the Naismith Trophy Men's 50 Watch List
- Named preseason All-America honorable mention by the Associated Press
- Selected to the preseason All-WCC team by the league's coaches
- Named All-America Honorable Mention, WCC Player of the Year, All-WCC First Team, USBWA All-District VIII First Team, WCC All-Tournament and the CollegeSportsMadness.com All-High Major First Team in 2013-14
- 2013-14 season averages of 23.2 ppg, 3.8 rpg, 1.5 apg and 1.0 spg and season shooting percentages of .463 from the field, .404 from three and .881 from the free throw line
- Had season highs of 48 points, 13 rebounds, 5 assists, 3 steals and 4 made 3-pointers
- Scored in double figures in all 33 games played, 20-plus points 21 times, 30-plus points 7 times and 40-plus points once
- Named to the All-Junior Team by ESPN's Rece Davis
- Named USBWA and NABC All-District

Kyle Collinsworth • All-WCC, All-District Candidate

- Ranks 31st in the nation in assists and 33rd in steals
- One of only three players in the country with a triple-double: 19 points, 12 boards, 10 assists vs. Hawaii
- Named preseason All-WCC
- Named All-WCC First Team in 2013-14
- 2013-14 season averages of 14.0 ppg, 8.1 rpg, 4.6 apg and 1.7 spg and season shooting percentages of .497 from the field and .364 from three
- Had season highs of 20 points, 13 rebounds, 9 assists, 3 blocks and 5 steals
- Scored in double figures in 30 games, including a streak of 20-straight games
- In all games was: 14th in the WCC in scoring, 2nd in rebounding, 13th in field goal percentage, 3rd in assists, 3rd in steals, 11th in assist/turnover ratio, 5th in offensive rebounds, 3rd in defensive rebounds and 6th in minutes played (as of 3/12/14)

Preseason Projections

Lindy's Sports College Basketball Preview

- Senior guard Tyler Haws ranked No. 1 in the nation among shooting guards
- Junior guard Kyle Collinsworth ranked No. 20 in the nation among small forwards (even though he plays the point)
- BYU picked to finish second in the WCC
- Tyler Haws named the preseason player of the year and to the five-man All-WCC first-team
- Kyle Collinsworth named to the five-man All-WCC second-team

Sporting News College Basketball Year Book

- Senior guard Tyler Haws and junior guard Kyle Collinsworth named to the 10-man all-conference team
- Chase Fischer named to the five-man all-newcomer team
- The Marriott Center named the top venue in the WCC
- BYU picked to finish second in the WCC

Athlon Sports College Basketball Preview

- Senior guard Tyler Haws ranked the second-best scorer in the country
- Senior guard Tyler Haws named the WCC preseason player of the year and to the five-man All-WCC first-team

Online Previews

- Yahoo! Sports named Tyler Haws and Kyle Collinsworth to its five-man All-WCC team and selected Haws as the preseason player of the year
- Sl.com projects Tyler Haws to lead the nation in scoring in 2014-15
- CampusInsiders.com projects Tyler Haws to lead the nation in scoring in 2014-15

2014-15 STORYLINES AND NOTES

Dave Rose

BYU head coach Dave Rose has led BYU to one of the most successful runs in program history since taking over in 2005. His career record of 239-81 ranks him second in BYU history in total victories and first in winning percentage (.747). Rose has been named conference coach of the year three times, district coach of the year twice, led the Cougars to four conference titles, seven NCAA tournament appearances, two NIT appearances, six 25-win seasons and nine 20-win seasons. In 2010, he led BYU to its first NCAA tournament win in 17 years and the Cougars won at least one postseason game in the next three seasons, including a spot in the Sweet 16 in 2011, a win in the 2012 NCAA tournament and a trip to the NIT semifinals in 2013.

Hot start from downturn

BYU is hitting threes at a record-setting pace in 2014-15. Through eight games, the Cougars are on pace to nearly double last season's output and break the records for made threes and threes per game set in 2010-11. See below for more data on BYU's 3-point shooting during the Dave Rose era.

Season	Games Played	Games w/10-plus 3s	Total 3s	3s/Game	Season	Games Played	Games w/10-plus 3s	Total 3s	3s/Game
2005-06	29	5	202	7.0	2010-11	37	11	312	8.4
2006-07	34	7	256	7.5	2011-12	35	8	233	6.7
2007-08	35	11	285	8.1	2012-13	36	4	213	5.9
2008-09	33	8	238	6.8	2013-14	35	3	177	5.1
2009-10	36	9	292	8.1	2014-15	10	4	96	9.6

Rose vs. the state

BYU basketball coach Dave Rose has compiled a record of 30-8 vs. in-state opponents since taking over in 2005-06. He has the best winning percentage (.789) of any coach vs. in-state teams during that time and is second in wins (Utah State's Stew Morrill is 31-11 vs. in-state teams since 2005-06, a .738 winning percentage). BYU won at Utah State 91-81 on Dec. 2, lost to Utah 65-61 on Dec. 10 and plays at Weber State on Dec. 13.

Opponent	W	L	Opponent	W	L
Utah	12	5	Weber State	9	0
Utah State	6	3	Southern Utah	3	0

Cougars leading the league

In each of BYU's three seasons in the WCC, the Cougars have had the leading scorer in all games (Noah Hartsock in 2011-12, Tyler Haws in 2012-13 and 2013-14) and in league games (Brandon Davies in 2011-12, Haws in 2012-13 and 2013-14). Only one other school (Loyola Marymount from 1988-89 to 1991-92) has had the league's leading scorer in at least three-straight seasons in all games. In league games, a school has had the league's leading scorer in at least three-straight seasons three other times.

Rose among the nation's best

Dave Rose is 10th in career winning percentage among active NCAA Division I head coaches (as of Dec. 10, 2014).

Rk	Coach	Yrs.	W	L	Pct.	Rk	Coach	Yrs.	W	L	Pct.
1	Mark Few, Gonzaga	15	411	101	.8027	7	Bruce Pearl, Auburn	19	465	149	.7573
2	Roy Williams, UNC	26	730	192	.7918	8	Bill Self, Kansas	21	539	175	.7549
3	Thad Matta, Ohio State	14	384	115	.7695	9	Jamie Dixon, Pittsburgh	11	293	99	.7474
4	Mike Krzyzewski, Duke	39	991	306	.7641	10	Dave Rose, BYU	9	239	81	.7469
5	John Calipari, Kentucky	22	565	175	.7635	11	Jim Boeheim, Syracuse	38	953	323	.7469
6	Bo Ryan, Wisconsin	30	713	225	.7601	12	Shaka Smart, VCU	5	142	49	.7435

Number of games to...

See the table below for the number of games it has taken BYU's best scorers to reach various milestones.

1,500 Points	1,600 Points	1,700 Points	1,800 Points	1,900 Points
Danny Ainge - 77	Danny Ainge - 82	Danny Ainge - 87	Danny Ainge - 91	Danny Ainge - 96
Kresimir Cosic - 79	Tyler Haws - 90	Tyler Haws - 93	Tyler Haws - 97	Devin Durrant - 102
Tyler Haws - 86	Devin Durrant - 93	Devin Durrant - 96	Devin Durrant - 99	Tyler Haws - 102
Devin Durrant - 89	Michael Smith - 95	Michael Smith - 99	Michael Smith - 103	Michael Smith - 107
Michael Smith - 91	Fred Roberts - 103	Jimmer Fredette - 110	Jimmer Fredette - 114	Jimmer Fredette - 118
Fred Roberts - 98	Jimmer Fredette - 105	Fred Roberts - 111	Fred Roberts - 118	
2,000 Points	2,100 Points	2,200	2,300	2,400
Danny Ainge - 99	Danny Ainge - 102	Danny Ainge - 107	Danny Ainge - 112	Danny Ainge - 115
Devin Durrant - 106	Devin Durrant - 111	Devin Durrant - 114	Michael Smith - 122	Jimmer Fredette - 134
Tyler Haws - 108	Tyler Haws - 112	Michael Smith - 119	Jimmer Fredette - 131	
Michael Smith - 110	Michael Smith - 115	Jimmer Fredette - 127		
Jimmer Fredette - 120	Jimmer Fredette - 123			

Fischer and the Cougars set 3-point shooting and scoring records

Junior guard Chase Fischer and his teammates set several BYU records in the Cougars' 121-85 win over Chaminade in the EA Sports Maui Invitational. See the list below:

Team Records

- Single-game record for 3-pointers in a game: 17 (previous record was 15, set three times)
- Record for most 3-pointers in a half: 14 in the first half (previous record was 10, set at Arizona in 2009)
- Tied most points in a first half: 66 (set previously set vs. Hofstra in 1983)
- Tied for fourth most points in a game with 121 (also the most points scored in the Dave Rose era)

Individual Records

- Chase Fischer set the BYU record for most threes in a single game: 10
- Chase Fischer set the BYU record for most threes in a half: 9 in the first
- Chase Fischer set the BYU record for most made threes without a miss to start a game: 8

BYU'S RECORD WHEN ...

Venue	14-15	H	A	N	Under Rose
Overall	7-3	4-1	1-0	2-2	239-81
Home	4-1	—	—	—	135-13
Away	1-0	—	—	—	69-43
Neutral	2-2	—	—	—	35-25
Lead at the half/end of game...	14-15	H	A	N	Under Rose
BYU leads at the half	5-1	3-1	0-0	2-0	197-24
Opponent leads at the half	2-2	1-0	1-0	0-2	36-53
Score tied at the half	0-0	0-0	0-0	0-0	6-4
BYU leads w/5 min left	7-0	4-0	1-0	2-0	226-8
Opponent leads w/5 min left	0-2	0-1	0-0	0-1	11-71
Score tied w/5 min left	0-1	0-0	0-0	0-1	2-2
BYU leads w/1 min left	7-1	4-0	1-0	2-1	233-2
Opponent leads w/1 min left	0-1	0-1	0-0	0-0	3-74
Score tied w/1 min left	0-1	0-0	0-0	0-1	3-5
Game goes into overtime	0-2	0-0	0-0	0-2	7-7
BYU scores...	14-15	H	A	N	Under Rose
100-plus points	2-0	1-0	0-0	1-0	14-1
90-99 points	5-0	3-0	1-0	1-0	44-2
80-89 points	0-2	0-0	0-0	0-2	79-11
70-79 points	0-0	0-0	0-0	0-0	78-23
60-69 points	0-1	0-1	0-0	0-0	20-38
60 or less points	0-0	0-0	0-0	0-0	4-6
Opponent scores...	14-15	H	A	N	Under Rose
100-plus points	0-0	0-0	0-0	0-0	2-3
90-99 points	1-1	1-0	0-0	0-1	3-8
80-89 points	2-1	0-0	1-0	1-1	13-29
70-79 points	2-0	1-0	0-0	1-0	53-34
60-69 points	1-1	1-1	0-0	0-0	99-7
50-59 points	0-0	0-0	0-0	0-0	50-0
50 or less points	1-0	0-0	0-0	0-0	19-0
BYU double figure scorers	14-15	H	A	N	Under Rose
One player in double figures	0-0	0-0	0-0	0-0	1-4
Two players in double figures	1-1	1-0	0-0	0-1	27-20
Three players in double figures	1-1	0-1	1-0	0-0	86-35
Four players in double figures	3-0	1-0	0-0	2-0	83-17
Five players in double figures	1-1	1-0	0-0	0-1	31-5
Six players in double figures	0-0	0-0	0-0	0-0	10-0
Seven players in double figures	1-0	1-0	0-0	0-0	1-0
Shooting, rebounding and TOs	14-15	H	A	N	Under Rose
BYU shoots 50% or better	5-0	4-0	0-0	1-0	106-9
Opponent shoots 50% or better	1-0	1-0	0-0	0-0	15-31
BYU outshoots opponent	5-0	3-0	0-0	2-0	195-15
Opponent outshoots BYU	2-3	1-1	1-0	0-2	43-64
Teams shoot equal FG%	0-0	0-0	0-0	0-0	1-2
BYU outrebounds opponent	7-0	4-0	1-0	2-0	183-23
Opponent outrebounds BYU	0-3	0-1	0-0	0-2	45-55
BYU, opponent tie in rebounds	0-0	0-0	0-0	0-0	11-3
BYU has a positive TO margin	4-3	3-1	1-0	0-2	152-33
BYU has a negative TO margin	2-0	1-0	0-0	1-0	63-41
BYU, opponent tie in TOs	1-0	0-0	0-0	1-0	24-7
Wins, losses and rest	14-15	H	A	N	Under Rose
Coming off a win	4-3	2-1	1-0	1-2	175-64
Coming off a loss	3-0	2-0	0-0	1-0	64-17
Two-plus days between games	5-2	3-1	1-0	1-1	199-62
One day between games	0-0	0-0	0-0	0-0	28-6
Playing the next day	2-1	1-0	0-0	1-1	12-13
Days	14-15	H	A	N	Under Rose
Monday	0-1	0-0	0-0	0-1	6-2
Tuesday	3-0	1-0	1-0	1-0	36-6
Wednesday	1-2	1-1	0-0	0-1	50-14
Thursday	0-0	0-0	0-0	0-0	26-18
Friday	1-0	1-0	0-0	0-0	24-7
Saturday	2-0	1-0	0-0	1-0	97-34

DUNKS

	2014-15	Career
Nate Austin	0	16
Tyler Haws	3	17
Josh Sharp	1	13
Anson Winder	1	3
Matt Carlino	0	2
Kyle Collinsworth	7	35
Frank Bartley IV	0	2
Luke Worthington	3	3
Dalton Nixon	3	3
Corbin Kaufusi	1	1
BYU	19	
Opponents	6	

BYU'S RECORD WHEN ...

On television	14-15	H	A	N	Under Rose
All games on TV	7-3	4-1	1-0	2-2	203-75
On BYUtv	5-0	4-0	0-0	1-0	68-6
On ESPN	0-0	0-0	0-0	0-0	1-2
On ESPN2	1-2	0-0	0-0	1-2	8-15
On ESPNU	0-1	0-0	0-0	0-0	12-5
On ESPNEWS	0-0	0-0	0-0	0-0	1-0
On TWC/ROOT Sports	0-0	0-0	0-0	0-0	4-4
On truTV	0-0	0-0	0-0	0-0	1-3
On CBS	0-0	0-0	0-0	0-0	4-5
On CBS Sports Network	1-0	0-0	1-0	0-0	15-7
On Pac-12 Network	0-0	0-0	0-0	0-0	0-2
Top 25	14-15	H	A	N	Under Rose
vs. a top 25 opponent	0-2	0-1	0-0	0-1	9-26
as a top 25 team	0-0	0-0	0-0	0-0	57-16
Months	14-15	H	A	N	Under Rose
November	5-2	4-0	0-0	1-2	49-12
December	2-1	0-1	1-0	1-0	53-19
January	0-0	0-0	0-0	0-0	55-19
February	0-0	0-0	0-0	0-0	51-12
March	0-0	0-0	0-0	0-0	31-18
April	0-0	0-0	0-0	0-0	0-1
Margin of victory/defeat	14-15	H	A	N	Under Rose
1-4 points	0-2	0-1	0-0	0-1	24-19
5-9 points	1-1	1-0	0-0	0-1	42-21
10-15 points	2-0	1-0	1-0	0-0	60-24
16-19 points	0-0	0-0	0-0	0-0	28-12
20-29 points	2-0	1-0	0-0	1-0	50-5
30-39 points	1-0	0-0	0-0	1-0	22-0
40-49 points	0-0	0-0	0-0	0-0	8-0
50+ points	1-0	1-0	0-0	0-0	5-0

FREE THROW STREAKS

Haws	31	3/8/14 - 11/14/14
Haws	24	12/2/14 - 12/10/14
Halford	18	2/13/14 - present
Haws	14	11/26/14 - 12/2/14
Collinsworth	12	11/29/14 - 12/6/14

LATE GAME FREE THROWS, 5:00-2:00

Player	Season	Career
Nate Austin	2-2 (1.000)	5-10 (.500)
Kyle Collinsworth	2-2 (1.000)	18-32 (.563)
Tyler Haws	10-10 (1.000)	73-80 (.913)
Josh Sharp	1-2 (.500)	5-10 (.500)
Anson Winder	0-0 (.000)	9-13 (.692)
Skylar Halford	0-0 (.000)	7-8 (.875)
Frank Bartley IV	0-0 (.000)	1-2 (.500)
Luke Worthington	0-0 (.000)	1-2 (.500)
Isaac Neilson	1-3 (.333)	1-3 (.333)
Corbin Kaufusi	2-3 (.667)	2-3 (.667)
Chase Fischer	2-2 (1.000)	2-2 (1.000)
Totals	20-24 (.833)	
Under Rose	585-805 (.727)	

LATE GAME FREE THROWS, 2:00-0:00

Player	Season	Career
Nate Austin	1-2 (.500)	12-18 (.667)
Kyle Collinsworth	6-6 (1.000)	21-38 (.553)
Tyler Haws	10-10 (1.000)	81-87 (.931)
Josh Sharp	0-0 (.000)	8-12 (.667)
Anson Winder	7-8 (.875)	26-37 (.703)
Luke Worthington	0-0 (.000)	2-4 (.500)
Frank Bartley IV	2-3 (.667)	3-10 (.300)
Skylar Halford	6-6 (1.000)	18-18 (1.000)
Chase Fischer	2-2 (1.000)	2-2 (1.000)
Isaac Neilson	1-2 (.500)	1-2 (.500)
Dalton Nixon	1-1 (1.000)	1-1 (1.000)
Totals	36-40 (.900)	
Under Rose	766-1019 (.752)	

2014-15 SCORING BY HALF (BYU-OPPONENT)

Opponent	1st half	Margin	FG %	2nd half	Margin	FG %	OT	Margin	FG %	Final	Margin	FG %
Long Beach State	46-47	-1	53.8 -50.0	49-43	+6	50.0-58.6	---	---	---	95-90	+5	51.9-54.1
Arkansas-Little Rock	37-28	+9	46.7-25.8	54-34	+20	59.0-43.3	---	---	---	91-62	+29	53.6-34.4
Southern Virginia	49-22	+27	47.2-28.6	52-26	+26	62.5-29.6	---	---	---	101-48	+53	54.4-29.0
vs. San Diego State	33-41	-8	39.9-48.5	34-26	+8	43.3-47.6	20-25	-5	30.0 -50.0	87-92	-5	38.5-48.5
vs. Chaminade	66 -43	+23	62.2-38.9	55-42	+13	48.6-36.1	---	---	---	121 -85	+36	55.4-37.5
vs. Purdue	35-40	-5	37.9-50.0	46-41	+5	53.6-41.7	4-6	-2	20.0-42.9	85-87	-2	43.5-45.8
Eastern Kentucky	32-30	+2	50.0-52.4	58-46	+12	64.5 -46.4	---	---	---	90-76	+14	58.2 -49.0
at Utah State	31-32	-1	33.3-46.4	60 -49	+11	45.5-44.8	---	---	---	91-81	+10	39.4-45.6
vs. Hawai'i	37-30	+7	41.2-37.5	53-40	+13	57.7-38.2	---	---	---	90-70	+20	48.3-37.9
Utah	31-30	+1	42.9-40.7	30-35	-5	32.4-52.4	---	---	---	61-65	-4	36.9-45.8
at Weber State												
Stanford												
UMass												
Gonzaga												
Portland												
at Santa Clara												
at San Francisco												
Pepperdine												
Loyola Marymount												
at Pacific												
at Saint Mary's												
at San Diego												
San Francisco												
Santa Clara												
at Pepperdine												
at Loyola Marymount												
Saint Mary's												
Pacific												
San Diego												
at Portland												
at Gonzaga												
Season Totals	39.7-34.8	+5.4	45.6-41.3	49.1-38.2	+10.9	51.4-43.4	12.0-15.5	-3.5	28.0-47.4	91.2-75.6	+15.6	47.8-42.4

* Superlatives in bold

2014-15 Offensive Trends (BYU-Opponent)

Opponent	Points/Paint	Points Off TO	2nd Chance Points	Fastbreak Points	Bench Points	Big Run	Big Lead
Long Beach State	24 34	19 15	4 13	9 7	43 26	9-0/6-0	10/5
Arkansas-Little Rock	52 20	24 7	10 13	14 0	34 21	14-0/8-0	31/3
Southern Virginia	54 16	35 8	20 12	24 2	66 26	16-0 /7-0	56 /-
vs. San Diego State	28 40	15 13	15 22	4 8	29 30	8-0/11-0	5/11
vs. Chaminade	34 32	27 8	17 17	11 9	50 29	16-0 /8-0	36/-
vs. Purdue	28 38	17 9	16 7	14 2	27 20	7-0/11-0	4/8
Eastern Kentucky	30 26	22 17	12 5	10 2	33 15	9-0/6-0	25/3
at Utah State	26 26	18 4	18 8	11 2	24 4	12-0/6-0	14/5
vs. Hawai'i	34 38	12 22	14 11	16 4	21 7	13-0/13-0	24/9
Utah	26 32	24 13	10 7	8 6	16 27	14-0/10-0	4/13
at Weber State							
Stanford							
UMass							
Gonzaga							
Portland							
at Santa Clara							
at San Francisco							
Pepperdine							
Loyola Marymount							
at Pacific							
at Saint Mary's							
at San Diego							
San Francisco							
Santa Clara							
at Pepperdine							
at Loyola Marymount							
Saint Mary's							
Pacific							
San Diego							
at Portland							
at Gonzaga							
Season Totals	336 302	213 116	136 115	121 42	343 205		
Times Led, Record (W/L/T)	4-0/1-3/2-0	6-3/1-0/0-0	4-3/0-1/3-0	7-2/0-1/0-0	7-1/0-2/0-0		
Under Rose (W/L/T)	154-28/69-51/16-2	188-31/44-47/7-3	151-35/72-44/16-3	173-43/41-26/24-12	138-33/95-45/6-3		

* Superlatives in bold



2014-15 WCC Standings (as of 12/10/14)

	Overall	Pct	WCC	Pct
Gonzaga	8-1	.889	0-0	.000
Pepperdine	5-1	.833	0-0	.000
Saint Mary's	5-1	.833	0-0	.000
Portland	6-2	.750	0-0	.000
BYU	7-3	.700	0-0	.000
Pacific	6-3	.667	0-0	.000
San Francisco	5-3	.625	0-0	.000
Santa Clara	4-4	.500	0-0	.000
San Diego	4-5	.444	0-0	.000
Loyola Marymount	3-4	.429	0-0	.000

2014-15 WCC Players of the Week

Nov. 17	Brandon Clark, Santa Clara
Nov. 24	Brad Waldow, Saint Mary's
Dec. 1	Kevin Pangos, Gonzaga
Dec. 8	Kyle Collinsworth, BYU

2014-15 Preseason All-WCC Team

Player	School	Yr.	Pos.
Jared Brownridge	Santa Clara	So.	G
Kyle Collinsworth	BYU	Jr.	G
Stacy Davis	Pepperdine	Jr.	F
Johnny Dee	San Diego	Sr.	G
Tyler Haws	BYU	Sr.	G
Przemek Karnowski	Gonzaga	Jr.	C
Kevin Pangos	Gonzaga	Sr.	G
Kriuze Pinkins	San Francisco	Sr.	F
Thomas van der Mars	Portland	Sr.	C
Brad Waldow	Saint Mary's	Sr.	C

2014-15 WCC Preseason Poll

Team (First Place Votes)	Points
1. Gonzaga (9)	81
2. BYU (1)	69
3. Saint Mary's	62
4. San Francisco	59
5. San Diego	47
6. Portland	45
7. Pepperdine	29
7. Santa Clara	29
9. Loyola Marymount	19
10. Pacific	10

TEAM	All	Conf
WCC Stats (as of 12/7/14)		
Scoring Offense	1	–
Scoring Defense	10	–
Scoring Margin	2	–
FT Percentage	1	–
FG Percentage	2	–
FG Percentage Defense	7	–
3FG Percentage	1	–
3FG Percentage Defense	9	–
3-Point FG Made/Game	1	–
Rebounding Offense	1	–
Rebounding Defense	7	–
Rebounding Margin	4	–
Blocked Shots	5	–
Assists	1	–
Steals	1	–
Turnover Margin	1	–
Assist/Turnover Ratio	2	–
Offensive Rebounds	1	–
Defensive Rebounds	2	–
Defensive Reb Pct	6	–
Offensive Reb Pct	5	–
NCAA Stats (as of 12/10/14)	Rank	Actual
Won-Lost Percentage	98	70.0
Scoring Offense	1	91.2
Scoring Defense	319	75.6
Scoring Margin	33	15.6
Field-Goal Percentage	55	47.8
Field-Goal Pct Defense	183	42.4
3-Point Field Goals/Game	13	9.6
3-Point Field-Goal Pct	39	39.7
3-Point FG Defense	223	34.7
Free-Throw Percentage	20	75.5
Rebound Margin	58	6.4
Assists Per Game	5	19.2
Assist Turnover Ratio	21	1.44
Blocked Shots Per Game	220	3.0
Steals Per Game	24	9.2
Turnovers Per Game	162	13.3
Turnover Margin	45	3.2
Personal Fouls Per Game	301	21.5

INDIVIDUAL	Top BYU player - All	Rank	Top BYU player - Conf	Rank
WCC (as of 12/7/14)				
Scoring	Tyler Haws	1	–	–
Rebounding	Kyle Collinsworth	7	–	–
FG Percentage	Anson Winder	6	–	–
Assists	Kyle Collinsworth	4	–	–
FT Percentage	Tyler Haws	1	–	–
Steals	Kyle Collinsworth	1	–	–
3FG Percentage	Jake Toolson	T3	–	–
3FG Made/Game	Chase Fischer	2	–	–
Blocked Shots	Collinsworth/Kaufusi	T14	–	–
Assist/TO Ratio	Kyle Collinsworth	10	–	–
Offensive Rebounds	Kyle Collinsworth	T13	–	–
Defensive Rebounds	Kyle Collinsworth	7	–	–
Minutes Played	–	–	–	–
NCAA Stats (as of 12/10/14)	BYU Player	Rank	Actual	
Points Per Game	Tyler Haws	3	24.3	
Field Goal Percentage	Anson Winder	75	55.3	
3-Point FGs Per Game	Chase Fischer	23	3.3	
3-Point FG Percentage	Chase Fischer	64	41.8	
Free-Throw Percentage	Tyler Haws	21	91.5	
Assists Per Game	Kyle Collinsworth	31	5.7	
Steals Per Game	Kyle Collinsworth	33	2.44	
Triple-Doubles	Kyle Collinsworth	T1	1	
Free Throws Made	Tyler Haws	3	65	
Free Throw Attempts	Tyler Haws	8	71	

BYU BASKETBALL

ROSTER AND CAREER HIGHS

No.	Name	Pos.	Ht.	Wt.	Yr.	Hometown (Previous School)	Pronunciations
1	Chase Fischer	G	6-3	195	Jr.	Ripley, W.Va. (Wake Forest)	JAMAL AYTES ATE-s or 8's
2	Jordan Ellis	G	6-1	185	Jr.	Medford, Ore. (North Medford HS)	BOB MEDINA meh-DEE-nuh
3	Tyler Haws	G	6-5	200	Sr.	Alpine, Utah (Lone Peak HS)	
5	Kyle Collinsworth	G	6-6	215	Jr.	Provo, Utah (Provo HS)	SKYLER HALFORD HAL-ford
10	Ryan Andrus	G	6-10	220	Fr.	American Fork, Utah (American Fork HS)	TERRY NASHIF NASH-if
12	Josh Sharp	F	6-7	185	Sr.	Highland, Utah (Utah)	
15	Jake Toolson	G	6-5	210	Fr.	Gilbert, Ariz. (Highland HS)	CORBIN KAUFUSI KAW-foo-see
20	Anson Winder	G	6-3	195	Sr.	Las Vegas, Nev. (Bishop Gorman HS)	ROBERT RAMOS RAY-mus
21	Kyle Davis*	F	6-7	225	Jr.	Draper, Utah (Utah State)	
23	Skyler Halford	G	6-1	180	Sr.	Orem, Utah (SLCC)	ANSON WINDER AN-sun WINE-der
24	Frank Bartley IV	G	6-3	200	So.	Baton Rouge, La. (Future College Prep)	
25	Jordan Chatman	G	6-4	195	Fr.	Vancouver, Wash. (Union HS)	
30	Dalton Nixon	F	6-8	230	Fr.	Orem, Utah (Orem HS)	
33	Nate Austin	F	7-0	230	Sr.	Alpine, Utah (Lone Peak HS)	
35	Isaac Neilson	C	6-10	230	Fr.	Mission Viejo, Calif. (Mission Viejo HS)	
40	Jamal Aytes	F	6-6	230	So.	San Diego, Calif. (JSerra Catholic HS)	
41	Luke Worthington	F	6-10	245	So.	Mequon, Wis. (Homestead HS)	
44	Corbin Kaufusi	C	6-10	260	Fr.	Provo, Utah (Timpview HS)	

Head Coach: Dave Rose, 10th year (Houston, 1983)

Assistant Coaches: Terry Nashif (BYU, 2005); Tim LaComb (Utah, 2006); Mark Pope (Kentucky, 1996)

Director of Basketball Operations: Cody Fueger (Utah, 2006)

Coordinator of Player Development: Garrett Faucette (BYU, 2008)

Team Trainer: Robert Ramos (BYU, 1995)

Strength and Conditioning Coach: Bob Medina (UNLV, 1988)

2014-15 SEASON AND CAREER HIGHS

#	Player		Points	Rebounds	Assists
1	Chase Fischer	Season	30 vs. Chaminade	5 vs. Hawaii	5, twice, last vs. Hawai'i
		Career	same	same	same
2	Jordan Ellis	Season	2 vs. SVU	2 vs. Chaminade	1, twice, last vs. Hawai'i
		Career	same	same	same
3	Tyler Haws	Season	35 at Utah State	8 vs. Utah	5 vs. Arkansas-Little Rock
		Career	48 at Portland (13-14)	13 vs. Weber State (13-14)	6 vs. Idaho State (09-10)
5	Kyle Collinsworth	Season	21 vs. San Diego State	12 vs. Hawai'i	10 vs. Hawai'i
		Career	23 vs. Loyola Marymount (13-14)	16 vs. Loyola Marymount (13-14)	same
12	Josh Sharp	Season	4 vs. Southern Virginia	4 vs. Southern Virginia	1, twice, last vs. EKU
		Career	14 at Gonzaga (12-13), vs. SCU (12-13)	12 vs. LMU (12-13)	3, 3 times, last vs. Oregon (13-14)
15	Jake Toolson	Season	15 vs. Southern Virginia	7 vs. Southern Virginia	4 vs. Southern Virginia
		Career	same	same	same
20	Anson Winder	Season	19 vs. EKU	8 vs. Chaminade	6 vs. Hawai'i
		Career	22 vs. Mount St. Mary's (13-14)	same	9 vs. Northern Arizona (11-12)
23	Skyler Halford	Season	18 vs. Long Beach State	4 at Utah State	7 vs. Long Beach State
		Career	28 vs. San Diego (13-14)	6, twice, last vs. Santa Clara (13-14)	same
24	Frank Bartley IV	Season	4, twice, last vs. EKU	6 vs. Southern Virginia	7 vs. Southern Virginia
		Career	16 vs. Mount St. Mary's (13-14)	7 vs. Mount St. Mary's, at LMU (13-14)	same
30	Dalton Nixon	Season	10 vs. Southern Virginia	3 vs. SVU, vs. SDSU, vs. Chaminade	2 vs. Southern Virginia, vs. San Diego State
		Career	same	same	same
33	Nate Austin	Season	8 vs. Arkansas-Little Rock	11 vs. Arkansas-Little Rock	3 vs. Long Beach State, vs. Chaminade
		Career	15 vs. Weber State (11-12)	16 vs. San Francisco (13-14)	4 vs. ENMU (12-13), vs. PVAMU (13-14)
35	Isaac Neilson	Season	13 vs. Southern Virginia	7 vs. Southern Virginia	2 vs. Southern Virginia
		Career	same	same	same
41	Luke Worthington	Season	12 vs. Southern Virginia	6 at Utah State	1, 6 times, last vs. Utah
		Career	same	same	same
44	Corbin Kaufusi	Season	8 vs. Chaminade	6 vs. Chaminade	1 vs. Southern Virginia
		Career	same	same	same

GEOGRAPHIC BREAKDOWN

Arizona	Jake Toolson
California	Jamal Aytes, Isaac Neilson
Louisiana	Frank Bartley IV
Nevada	Anson Winder
Oregon	Jordan Ellis
Utah	Ryan Andrus, Nate Austin, Kyle Collinsworth, Kyle Davis, Skyler Halford, Tyler Haws, Corbin Kaufusi, Dalton Nixon, Josh Sharp
Washington	Jordan Chatman
West Virginia	Chase Fischer
Wisconsin	Luke Worthington

CLASS BREAKDOWN

Seniors	Juniors	Sophomores	Freshmen
Nate Austin Skyler Halford Tyler Haws Josh Sharp Anson Winder	Kyle Collinsworth Kyle Davis* Jordan Ellis Chase Fischer	Jamal Aytes Frank Bartley IV Luke Worthington	Ryan Andrus Jake Toolson Jordan Chatman Dalton Nixon Isaac Neilson Corbin Kaufusi
*Sitting out in 2014-15 due to NCAA transfer rules			

#1 • CHASE FISCHER
6-3 • 195 • JR • GUARD



RIPLEY, WEST VIRGINIA
WAKE FOREST

2014-15 SEASON HIGHS

PTS	30 vs. Chaminade – 11/25/14
1st H	27 vs. Chaminade – 11/25/14
2nd H	12 vs. Hawai'i – 12/6/14
REB	5 vs. Hawai'i – 12/6/14
AST	5, twice, last vs. Hawai'i – 12/6/14
STL	3 vs. Hawai'i – 12/6/14
BLK	1 vs. SDSU – 11/24/14
FGM	10 vs. Chaminade – 11/25/14
FGA	14 vs. Chaminade – 11/25/14
3PM	10 vs. Chaminade – 11/25/14
3PA	13 vs. Chaminade – 11/25/14
FTM	5 vs. LBSU – 11/14/14
FTA	5, twice, last vs. Hawai'i – 12/6/14

MISCELLANEOUS

	14-15	Career
Double-Figure Points	7 (6-1)	same
20-plus Points	3 (3-0)	same
Double-Figure Reb	0 (0-0)	same
Double-Doubles	0 (0-0)	same
3-plus Steals	1 (1-0)	same
3-plus Blocks	0 (0-0)	same
3-plus 3-point FG	6 (5-1)	same
Scoring Leader	2 (2-0)	same
Rebound Leader	0 (0-0)	same
Assist Leader	0 (0-0)	same

2014-15 SEASON — PPG: 14.0 RPG: 2.3 APG: 2.5 SPG: 0.9 BPG: 0.1 FG%: .438 3FG%: .418 FT%: .750

Last Time Out

- Scored 3 points and added an assist against Utah

In 2014-15 • Junior

- A team captain
- Set a BYU record with 10 threes vs. Chaminade for a career-high 30 points
- Scored 17 points on 4 of 8 3-point shooting and 5 of 5 from the free throw line ... also had 5 assists, 3 rebounds and 1 steal vs. Long Beach State
- Totaled 19 points on 7 of 12 shooting, 4 of 7 from three, vs. UALR
- Had 20 points, hit 4 of 8 threes, added 3 rebounds and 2 assists vs. EKV
- Totaled 20 points, 5 boards, 5 assists and 3 steals vs. Hawai'i

Before BYU

- Played in 62 games and started six times for the Wake Forest Demon Deacons in 2011-12 and 2012-13
- A team captain as a sophomore in 2012-13
- As a sophomore averaged 4.5 points and 1.1 rebounds in 14.2 minutes per game while shooting .395 from the field, .422 from three and .600 from the free-throw line
- Scored a career-high 15 points while hitting a career-best 5 of 8 from three vs. High Point on Dec. 5, 2012
- Scored in double figures five times and hit two-plus threes 10 times
- As a freshman in 2011-12 averaged 6.3 points, 2.2 rebounds and 1.5 assists in 26.1 minutes per game and shot .350 from the field, .320 from three and .821 from the free-throw line

- Scored in double figures nine times and hit two-plus threes 12 times
- Prepped at Ripley High School
- A 2011 first-team Parade All-American
- 2011 Gatorade Boys Basketball Player of the Year for the state of West Virginia and a McDonald's All-America nominee
- Two-time first team all-state selection in 2009-10 and 2010-11
- Received the 2011 Bill Evans Award, which goes to the state's player of the year (was second in the voting as a junior)

Personal

- Parents are John and Robin Fischer
- Older brother Noah played college basketball at Marshall and University of Charleston
- Before committing to Wake Forest was also recruited by Marshall, Ohio, UCF and VCU

2014-15 GAME-BY-GAME

Opponent	Date	GS	Min	FG	FGA	Pct	3FG	FGA	Pct	FT	FTA	Pct	Off	Def	TR	Avg	PF	FO	A	TO	Blk	Stl	Pts	Avg
Long Beach State	11/14/14	*	31	4	9	.444	4	8	.500	5	5	1.000	0	3	3	3.0	3	0	5	2	0	1	17	17.0
Arkansas-Little Rock	11/18/14	*	28	7	12	.583	4	7	.571	1	1	1.000	0	2	2	2.5	1	0	1	2	0	1	19	18.0
Southern Virginia	11/19/14	*	16	4	9	.444	0	4	.000	2	4	.500	0	3	3	2.7	1	0	3	2	0	0	10	15.3
vs. San Diego State	11/24/14	*	42	4	13	.308	3	9	.333	0	0	.000	0	1	1	2.3	2	0	2	3	1	1	11	14.3
vs. Chaminade	11/25/14	*	23	10	14	.714	10	13	.769	0	0	.000	0	0	0	1.8	2	0	3	0	0	1	30	17.4
vs. Purdue	11/26/14	*	38	2	11	.182	2	11	.182	1	2	.500	0	3	3	2.0	1	0	2	3	0	1	7	15.7
Eastern Kentucky	11/29/14	*	27	7	12	.583	4	8	.500	2	3	.667	0	3	3	2.1	2	0	2	3	0	0	20	16.3
at Utah State	12/02/14	*	17	1	9	.111	1	5	.200	0	0	.000	1	2	3	2.3	1	0	1	0	0	1	3	14.6
vs. Hawai'i	12/06/14	*	32	6	11	.545	4	9	.444	4	5	.800	1	4	5	2.6	2	0	5	3	0	3	20	15.2
Utah	12/10/14	*	22	1	5	.200	1	5	.200	0	0	.000	0	0	0	2.3	4	0	1	1	0	0	3	14.0
at Weber State	12/13/14																							
Stanford	12/20/14																							
UMass	12/23/14																							
Gonzaga	12/27/14																							
Portland	12/29/14																							
at Santa Clara	01/01/15																							
at San Francisco	01/03/15																							
Pepperdine	01/08/15																							
Loyola Marymount	01/10/15																							
at Pacific	01/15/15																							
at Saint Mary's	01/17/15																							
at San Diego	01/24/15																							
San Francisco	01/29/15																							
Santa Clara	01/31/15																							
at Pepperdine	02/05/15																							
at Loyola Marymount	02/07/15																							
Saint Mary's	02/12/15																							
Pacific	02/14/15																							
San Diego	02/19/15																							
at Portland	02/26/15																							
at Gonzaga	02/28/15																							
Totals			10	276	46	105	.438	33	79	.418	15	20	.750	2	21	23	2.3	19	0	25	19	1	9	14.0

CAREER STATISTICS (ALL GAMES)

Year	GP	GS	Min	Avg	FG	FGA	Pct	3FG	FGA	Pct	FT	FTA	Pct	Off	Def	TR	Avg	PF	FO	A	TO	Blk	Stl	Pts	Avg
2014-15	10	10	276	27.6	46	105	.438	33	79	.418	15	20	.750	2	21	23	2.3	19	0	25	19	1	9	140	14.0
TOTAL	10	10	276	27.6	46	105	.438	33	79	.418	15	20	.750	2	21	23	2.3	19	0	25	19	1	9	140	14.0

CAREER STATISTICS (CONFERENCE GAMES)

Year	GP	GS	Min	Avg	FG	FGA	Pct	3FG	FGA	Pct	FT	FTA	Pct	Off	Def	TR	Avg	PF	FO	A	TO	Blk	Stl	Pts	Avg
2014-15																									
TOTAL																									

#2 • JORDAN ELLIS
6-1 • 180 • JR • GUARD



MEDFORD, OREGON
PORTLAND STATE

2014-15 SEASON — PPG: 0.5 RPG: 0.5 APG: 0.5 SPG: 0.0 BPG: 0.0 FG%: 1.000 3FG%: .000 FT%: .000

Last Time Out

- Did not play against Utah

In 2014-15 • Junior

- Scored 2 points in 16 minutes during his BYU debut against SVU

Before BYU

- A three-time letterwinner at North Medford High School
- A three-time first-team all-conference honoree
- North Medford's all-time leading scorer
- Lettered in football and track
- Also attended Grayson County College in Texas and Portland State prior to BYU

Personal

- Parents are Jerry and Dee Ellis
- Has two brothers and one sister
- Served a two-year mission for The Church of Jesus Christ of Latter-day Saints in Boston, Massachusetts

2014-15 SEASON HIGHS

PTS	2 vs. SVU – 11/19/14
1st H	—
2nd H	2 vs. SVU – 11/19/14
REB	2 vs. Chaminade – 11/25/14
AST	1, twice, last vs. Hawai'i – 12/6/14
STL	—
BLK	—
FGM	1 vs. SVU – 11/19/14
FGA	1 vs. SVU – 11/19/14
3PM	—
3PA	—
FTM	—
FTA	—

MISCELLANEOUS

	14-15	Career
Double-Figure Points	0 (0-0)	same
20-plus Points	0 (0-0)	same
Double-Figure Reb	0 (0-0)	same
Double-Doubles	0 (0-0)	same
3-plus Steals	0 (0-0)	same
3-plus Blocks	0 (0-0)	same
3-plus 3-point FG	0 (0-0)	same
Scoring Leader	0 (0-0)	same
Rebound Leader	0 (0-0)	same
Assist Leader	0 (0-0)	same

2014-15 GAME-BY-GAME

Opponent	Date	GS	Min	FG	FGA	Pct	3FG	FGA	Pct	FT	FTA	Pct	Off	Def	TR	Avg	PF	FO	A	TO	Blk	Stl	Pts	Avg
Long Beach State	11/14/14																							
Arkansas-Little Rock	11/18/14																							
Southern Virginia	11/19/14		16	1	1	1.000	0	0	.000	0	0	.000	0	0	0.0	1	0	0	0	0	0	2	2.0	
vs. San Diego State	11/24/14																							
vs. Chaminade	11/25/14			5	0	.000	0	0	.000	0	0	.000	0	2	2	1.0	0	0	1	0	0	0	0	1.0
vs. Purdue	11/26/14																							
Eastern Kentucky	11/29/14		0+	0	0	.000	0	0	.000	0	0	.000	0	0	0	0.7	0	0	0	0	0	0	0	0.7
at Utah State	12/02/14																							
vs. Hawai'i	12/06/14			1	0	.000	0	0	.000	0	0	.000	0	0	0	0.5	0	0	1	1	0	0	0	0.5
Utah	12/10/14																							
at Weber State	12/13/14																							
Stanford	12/20/14																							
UMass	12/23/14																							
Gonzaga	12/27/14																							
Portland	12/29/14																							
at Santa Clara	01/01/15																							
at San Francisco	01/03/15																							
Pepperdine	01/08/15																							
Loyola Marymount	01/10/15																							
at Pacific	01/15/15																							
at Saint Mary's	01/17/15																							
at San Diego	01/24/15																							
San Francisco	01/29/15																							
Santa Clara	01/31/15																							
at Pepperdine	02/05/15																							
at Loyola Marymount	02/07/15																							
Saint Mary's	02/12/15																							
Pacific	02/14/15																							
San Diego	02/19/15																							
at Portland	02/26/15																							
at Gonzaga	02/28/15																							
Totals			0	22	1	1	1.000	0	0	.000	0	0	.000	0	2	2	0.5	1	0	2	1	0	2	0.5

CAREER STATISTICS (ALL GAMES)

Year	GP	GS	Min	Avg	FG	FGA	Pct	3FG	FGA	Pct	FT	FTA	Pct	Off	Def	TR	Avg	PF	FO	A	TO	Blk	Stl	Pts	Avg
2014-15	4	0	22	5.5	1	1	1.000	0	0	.000	0	0	.000	0	2	2	0.5	1	0	2	1	0	0	2	0.5
TOTAL	4	0	22	5.5	1	1	1.000	0	0	.000	0	0	.000	0	2	2	0.5	1	0	2	1	0	0	2	0.5

CAREER STATISTICS (CONFERENCE GAMES)

Year	GP	GS	Min	Avg	FG	FGA	Pct	3FG	FGA	Pct	FT	FTA	Pct	Off	Def	TR	Avg	PF	FO	A	TO	Blk	Stl	Pts	Avg
2014-15																									
TOTAL																									

#10 • RYAN ANDRUS
6-11 • 215 • FR • FORWARD



AMERICAN FORK, UTAH
AMERICAN FORK HS

2014-15 SEASON — PPG: 0.8 RPG: 1.3 APG: 0.3 SPG: 0.0 BPG: 0.0 FG%: .333 3FG%: .000 FT%: .500

Last Time Out

- Did not play against Utah

In 2014-15

- Scored 3 points, grabbed 3 rebounds and made an assist in 16 minutes against Southern Virginia

Before BYU

- A four-year letterman playing for Doug Meacham at American Fork High School
- As a senior averaged 14.9 points, 7.7 rebounds and 1.7 assists as American Fork finished 17-9 overall and 8-4 in region play and advanced to the 5A state semifinals
- Named first-team all-state by the Deseret News and the Salt Lake Tribune
- As a junior averaged 19.4 points, 6.5 rebounds, 1.5 assists and 1.1 steals as American Fork finished 17-9 overall and 7-3 in region play and advanced to the 5A state semifinals
- Named first-team all-state by the Deseret News, second-team all-state by the Salt Lake Tribune, All-Valley by the Daily Herald
- As a sophomore averaged 5.8 points and 3.8 rebounds as American Fork finished 19-3 overall and 9-1 in region play
- Played for DreamVision during the AAU season

Personal

- Parents are David and Yvonne Andrus
- Has two brothers and one sister
- Also recruited by Utah and Utah State

2014-15 SEASON HIGHS

PTS	3 vs. SVU – 11/19/14
1st H	1 vs. SVU – 11/19/14
2nd H	2 vs. SVU – 11/19/14
REB	3 vs. SVU – 11/19/14
AST	1 vs. SVU – 11/19/14
STL	—
BLK	—
FGM	1 vs. SVU – 11/19/14
FGA	2 vs. SVU – 11/19/14
3PM	—
3PA	—
FTM	1 vs. SVU – 11/19/14
FTA	2 vs. SVU – 11/19/14

MISCELLANEOUS

	14-15	Career
Double-Figure Points	0 (0-0)	same
20-plus Points	0 (0-0)	same
Double-Figure Reb	0 (0-0)	same
Double-Doubles	0 (0-0)	same
3-plus Steals	0 (0-0)	same
3-plus Blocks	0 (0-0)	same
3-plus 3-point FG	0 (0-0)	same
Scoring Leader	0 (0-0)	same
Rebound Leader	0 (0-0)	same
Assist Leader	0 (0-0)	same

2014-15 GAME-BY-GAME

Opponent	Date	GS	Min	FG	FGA	Pct	3FG	FGA	Pct	FT	FTA	Pct	Off	Def	TR	Avg	PF	FO	A	TO	Blk	Stl	Pts	Avg	
Long Beach State	11/14/14																								
Arkansas-Little Rock	11/18/14		1	0	0	.000	0	0	.000	0	0	.000	0	0	0.0	0	0	0	0	0	0	0	0.0		
Southern Virginia	11/19/14		16	1	2	.500	0	1	.000	1	2	.500	1	2	3	1.5	1	0	1	0	0	0	3	1.5	
vs. San Diego State	11/24/14																								
vs. Chaminade	11/25/14		3	0	0	.000	0	0	.000	0	0	.000	0	1	1	1.3	0	0	0	1	0	0	1.0		
vs. Purdue	11/26/14																								
Eastern Kentucky	11/29/14																								
at Utah State	12/02/14																								
vs. Hawai'i	12/06/14		1	0	1	.000	0	0	.000	0	0	.000	1	0	1	1.3	0	0	0	0	0	0	0	0.8	
Utah	12/10/14																								
at Weber State	12/13/14																								
Stanford	12/20/14																								
UMass	12/23/14																								
Gonzaga	12/27/14																								
Portland	12/29/14																								
at Santa Clara	01/01/15																								
at San Francisco	01/03/15																								
Pepperdine	01/08/15																								
Loyola Marymount	01/10/15																								
at Pacific	01/15/15																								
at Saint Mary's	01/17/15																								
at San Diego	01/24/15																								
San Francisco	01/29/15																								
Santa Clara	01/31/15																								
at Pepperdine	02/05/15																								
at Loyola Marymount	02/07/15																								
Saint Mary's	02/12/15																								
Pacific	02/14/15																								
San Diego	02/19/15																								
at Portland	02/26/15																								
at Gonzaga	02/28/15																								
Totals			0	21	1	3	.333	0	1	.000	1	2	.500	2	3	5	1.3	1	0	1	1	0	3	0.8	

CAREER STATISTICS (ALL GAMES)

Year	GP	GS	Min	Avg	FG	FGA	Pct	3FG	FGA	Pct	FT	FTA	Pct	Off	Def	TR	Avg	PF	FO	A	TO	Blk	Stl	Pts	Avg
2014-15	4	0	21	5.3	1	3	.333	0	1	.000	1	2	.500	2	3	5	1.3	1	0	1	1	0	0	3	0.8
TOTAL	4	0	21	5.3	1	3	.333	0	1	.000	1	2	.500	2	3	5	1.3	1	0	1	1	0	0	3	0.8

CAREER STATISTICS (CONFERENCE GAMES)

Year	GP	GS	Min	Avg	FG	FGA	Pct	3FG	FGA	Pct	FT	FTA	Pct	Off	Def	TR	Avg	PF	FO	A	TO	Blk	Stl	Pts	Avg	
2014-15																										
TOTAL																										

#15 • JAKE TOOLSON
6-5 • 215 • FR • GUARD



GILBERT, ARIZONA
HIGHLAND HS

2014-15 SEASON — PPG: 3.7 RPG: 2.4 APG: 1.0 SPG: 0.7 BPG: 0.0 FG%: .450 3FG%: .533 FT%: .000

Last Time Out

- Did not play against Utah

In 2014-15 • Freshman

- Scored 3 points, grabbed 3 rebounds and added an assist and a steal in 10 minutes of playing time against Arkansas-Little Rock
- Led the team with 15 points, also set a team season high with 5 3-pointers against SVU ... added 7 boards, 4 assists and 4 steals
- Had 8 points, hit 2 threes and added 2 rebounds and an assist vs. Chaminade

Before BYU

- A four-year letterman and two-time first-team all-state honoree playing for Derrick Donaldson at Highland High School
- Scored 2,007 career points at Highland and averaged 19.1 points per game
- As a senior averaged 27.3 points, 12.1 rebounds, 3.5 assists and 1.6 steals per game and hit 59 threes
- Shot .522 from the field, .380 from three and .838 from the free-throw line
- Named first-team Division I All-Arizona by AZcentral.com and first-team All-Tribune by the East Valley Tribune
- As a junior averaged 18.9 points, 8.0 rebounds, 4.0 assists, 1.6 steals and 1.0 blocks and hit 34 threes while Highland finish 18-10 overall and 11-6 in league play
- Named first-team Division I All-Arizona by AZcentral.com and first-team All-Tribune by the East Valley Tribune

- As a sophomore averaged 18.4 points, 6.3 rebounds, 1.6 assists and 1.5 steals and hit 49 threes
- Named All-Tribune honorable mention by the East Valley Tribune
- As a freshman averaged 10.2 points, 7.2 rebounds, 1.7 assists and 1.4 steals and hit 47 threes
- Played for Nevada Select during the AAU season
- Played for the Arizona Power during the AAU season

Personal

- Parents are Troy and Sheila Toolson
- Has one brother and two sisters
- Also recruited by Arizona State, Boston College, Utah State and Saint Mary's
- Nephew of former BYU great Danny Ainge

2014-15 SEASON HIGHS

PTS	15 vs. SVU – 11/19/14
1st H	9 vs. SVU – 11/19/14
2nd H	8 vs. Chaminade – 11/25/14
REB	7 vs. SVU – 11/19/14
AST	4 vs. SVU – 11/19/14
STL	4 vs. SVU – 11/19/14
BLK	—
FGM	5 vs. SVU – 11/19/14
FGA	9 vs. SVU – 11/19/14
3PM	5 vs. SVU – 11/19/14
3PA	8 vs. SVU – 11/19/14
FTM	—
FTA	—

MISCELLANEOUS

	14-15	Career
Double-Figure Points	1 (1-0)	same
20-plus Points	0 (0-0)	same
Double-Figure Reb	0 (0-0)	same
Double-Doubles	0 (0-0)	same
3-plus Steals	1 (1-0)	same
3-plus Blocks	0 (0-0)	same
3-plus 3-point FG	1 (1-0)	same
Scoring Leader	1 (1-0)	same
Rebound Leader	1 (1-0)	same
Assist Leader	0 (0-0)	same

2014-15 GAME-BY-GAME

Opponent	Date	GS	Min	FG	FGA	Pct	3FG	FGA	Pct	FT	FTA	Pct	Off	Def	TR	Avg	PF	FO	A	TO	Blk	Stl	Pts	Avg
Long Beach State	11/14/14		4	0	0	.000	0	0	.000	0	0	.000	0	2	2	2.0	0	0	0	0	0	0	0	0.0
Arkansas-Little Rock	11/18/14		10	1	1	1.000	1	1	1.000	0	0	.000	1	2	3	2.5	0	0	1	1	0	1	3	1.5
Southern Virginia	11/19/14		25	5	9	.556	5	8	.625	0	0	.000	0	7	7	4.0	2	0	4	1	0	4	15	6.0
vs. San Diego State	11/24/14		1	0	0	.000	0	0	.000	0	0	.000	0	0	0	3.0	1	0	0	0	0	0	0	4.5
vs. Chaminade	11/25/14		12	3	9	.333	2	5	.400	0	0	.000	0	2	2	2.8	0	0	1	0	0	0	8	5.2
vs. Purdue	11/26/14																							
Eastern Kentucky	11/29/14		6	0	1	.000	0	1	.000	0	0	.000	0	1	1	2.5	1	0	1	0	0	0	0	4.3
at Utah State	12/02/14																							
vs. Hawai'i	12/06/14		7	0	0	.000	0	0	.000	0	0	.000	1	1	2	2.4	0	0	0	0	0	0	0	3.7
Utah	12/10/14																							
at Weber State	12/13/14																							
Stanford	12/20/14																							
UMass	12/23/14																							
Gonzaga	12/27/14																							
Portland	12/29/14																							
at Santa Clara	01/01/15																							
at San Francisco	01/03/15																							
Pepperdine	01/08/15																							
Loyola Marymount	01/10/15																							
at Pacific	01/15/15																							
at Saint Mary's	01/17/15																							
at San Diego	01/24/15																							
San Francisco	01/29/15																							
Santa Clara	01/31/15																							
at Pepperdine	02/05/15																							
at Loyola Marymount	02/07/15																							
Saint Mary's	02/12/15																							
Pacific	02/14/15																							
San Diego	02/19/15																							
at Portland	02/26/15																							
at Gonzaga	02/28/15																							
Totals		0	65	9	20	.450	8	15	.533	0	0	.000	2	15	17	2.4	4	0	7	2	0	5	26	3.7

CAREER STATISTICS (ALL GAMES)

Year	GP	GS	Min	Avg	FG	FGA	Pct	3FG	FGA	Pct	FT	FTA	Pct	Off	Def	TR	Avg	PF	FO	A	TO	Blk	Stl	Pts	Avg
2014-15	7	0	65	9.3	9	20	.450	8	15	.533	0	0	.000	2	15	17	2.4	4	0	7	2	0	5	26	3.7
TOTAL	7	0	65	9.3	9	20	.450	8	15	.533	0	0	.000	2	15	17	2.4	4	0	7	2	0	5	26	3.7

CAREER STATISTICS (CONFERENCE GAMES)

Year	GP	GS	Min	Avg	FG	FGA	Pct	3FG	FGA	Pct	FT	FTA	Pct	Off	Def	TR	Avg	PF	FO	A	TO	Blk	Stl	Pts	Avg
2014-15																									
TOTAL																									

#20 • ANSON WINDER
6-3 • 190 • SR • GUARD



LAS VEGAS, NEVADA
BISHOP GORMAN

2014-15 SEASON — PPG: 13.8 RPG: 4.2 APG: 2.1 SPG: 1.4 BPG: 0.4 FG%: .553 3FG%: .474 FT%: .727

Last Time Out

Totalled 10 points, 4 rebounds, 2 steals and 2 assists against Utah

In 2014-15 • Senior

Scored 12 points, grabbed 6 rebounds, dished out 2 assists and made a steal coming off the bench vs. Long Beach State
Had 18 points, a career-high 8 rebounds, 3 assists, 1 block and 2 steals vs. Chaminade
Scored 18 points on 7 of 9 shooting from the field and 3 of 3 from downtown vs. Purdue
Totalled 19 points, 5 boards, 1 assist, 2 steals vs. ECU
Scored 17 points and added 3 boards, 3 assists and 2 steals vs. Utah State

In 2013-14 • Junior

Posted season highs of 22 points (Mount St. Mary's), 6 rebounds (Santa Clara), 6 assists (Mount St. Mary's), 6 steals (Loyola Marymount), 9 field goals made (Mount St. Mary's), 3 3-pointers made (Prairie View A&M), 10 free throws made (Gonzaga)
Scored in double figures in five consecutive games from Feb. 20 until March 10
In the WCC tournament, scored 16 points, hit 8 of 8 from the free throw line and added a career-best 6 steals vs. Loyola Marymount
Scored a team-high 17 points and hit a career-best 10 of 10 from the free throw line in a home win against Gonzaga
Scored in double figures 10 times, had 20-plus points once, led the team in scoring twice and assists once

In 2012-13 • Sophomore

Averaged 2.1 points, 1.9 rebounds, 0.5 assists and shot .380 from the field

In 2011-12 • Freshman

Started 15 times and played in 34 games
Posted season highs of 20 points, 4 rebounds, 9 assists, 4 steals and 2 blocks
Got first start in 14 games vs. Gonzaga and posted 10 points, 5 assists, 4 boards and 3 steals
Hit 7 of 8 from the field and 6 of 7 from downtown for a then career-best 20 points vs. Buffalo
Averaged 4.3 points, 1.7 assists, 1.6 rebounds and 1.0 steals

Before BYU

Coached by Grant Rice at Bishop Gorman High School
Helped lead Bishop Gorman to back-to-back Nevada 4A state titles
Averaged 17 points and 7 boards as a senior and led Bishop Gorman to a 30-2 record
Earned first-team All-Southwest League and first-team All-Sunset Division honors

Personal

Parents are Chuck Winder and Teresa Williams
Has one sister
Also recruited by Nevada, SMU, Portland, UC Riverside and Idaho

2014-15 SEASON HIGHS

Table listing season highs for PTS, 1st H, 2nd H, REB, AST, STL, BLK, FGM, FGA, 3PM, 3PA, FTM, FTA.

CAREER HIGHS

Table listing career highs for PTS, 1st H, 2nd H, REB, AST, STL, BLK, FGM, FGA, 3PM, 3PA, FTM, FTA.

MISCELLANEOUS

Table with columns for 14-15 and Career, listing Double-Figure Points, 20-plus Points, Double-Figure Reb, Double-Doubles, 3-plus Steals, 3-plus Blocks, 3-plus 3-point FG, Scoring Leader, Rebound Leader, Assist Leader.

2014-15 GAME-BY-GAME

Large game-by-game table with columns for Opponent, Date, GS, Min, FG, FGA, Pct, 3FG, FGA, Pct, FT, FTA, Pct, Off, Def, TR, Avg, PF, FO, A, TO, Blk, Stl, Pts, Avg.

CAREER STATISTICS (ALL GAMES)

Career statistics table with columns: Year, GP, GS, Min, Avg, FG, FGA, Pct, 3FG, FGA, Pct, FT, FTA, Pct, Off, Def, TR, Avg, PF, FO, A, TO, Blk, Stl, Pts, Avg.

CAREER STATISTICS (CONFERENCE GAMES)

Conference games statistics table with columns: Year, GP, GS, Min, Avg, FG, FGA, Pct, 3FG, FGA, Pct, FT, FTA, Pct, Off, Def, TR, Avg, PF, FO, A, TO, Blk, Stl, Pts, Avg.

#23 • SKYLER HALFORD
6-1 • 175 • SR. • GUARDOREM, UTAH
SALT LAKE CC**2014-15 SEASON HIGHS**

PTS	18 vs. LBSU – 11/14/14
1st H	7 vs. LBSU – 11/14/14
2nd H	11 vs. LBSU – 11/14/14
REB	4 at Utah – 12/2/14
AST	7 vs. LBSU – 11/14/14
STL	3 vs. Utah – 12/10/14
BLK	—
FGM	5 vs. LBSU – 11/14/14
FGA	8 vs. EKU – 11/29/14
3PM	3 vs. EKU – 11/29/14
3PA	6 vs. EKU – 11/29/14
FTM	6 vs. LBSU – 11/14/14
FTA	6 vs. LBSU – 11/14/14

CAREER HIGHS

PTS	28 vs. San Diego – 1/04/14
1st H	15 vs. San Diego – 1/04/14
2nd H	14 at USF – 1/16/14
REB	6, twice, last vs. Santa Clara – 2/6/14
AST	7 vs. LBSU – 11/14/14
STL	3, twice, last vs. Utah – 12/10/14
BLK	1 at Pacific – 2/13/14
FGM	11 vs. San Diego – 1/04/14
FGA	16 vs. San Diego – 1/04/14
3PM	4 vs. San Diego – 1/04/14
3PA	9 vs. Pacific – 1/30/14
FTM	11 at USF – 1/16/14
FTA	12 at USF – 1/16/14

MISCELLANEOUS

	14-15	Career
Double-Figure Points	1 (1-0)	14 (10-4)
20-plus Points	0 (0-0)	1 (1-0)
Double-Figure Reb	0 (0-0)	0 (0-0)
Double-Doubles	0 (0-0)	0 (0-0)
3-plus Steals	1 (0-1)	2 (1-1)
3-plus Blocks	0 (0-0)	0 (0-0)
3-plus 3-point FG	1 (1-0)	4 (4-0)
Scoring Leader	0 (0-0)	1 (1-0)
Rebound Leader	0 (0-0)	0 (0-0)
Assist Leader	1 (1-0)	3 (3-0)

2014-15 SEASON — PPG: 4.7 RPG: 1.2 APG: 2.6 SPG: 0.7 BPG: 0.0 FG%: .343 3FG%: .300 FT%: 1.000**Last Time Out**

- Had 3 steals, 2 points, 2 rebounds and 2 assists against Utah

In 2014-15 • Senior

- Scored 18 points coming off the bench and led the team with a career-best 7 assists vs. Long Beach State
- Scored 9 points on 3 threes and added 4 assists vs. EKU

In 2013-14 • Junior

- Named WCC Player of the Week Jan. 6 for scoring 28 points on 11 of 16 shooting against San Diego while adding 3 assists, 2 rebounds and 1 steal
- Posted season highs of 28 points (San Diego), 6 rebounds (twice), 4 assists (Santa Clara), 3 steals (at San Francisco), 11 field goals made (San Diego), 4 made threes (San Diego) and 11 free throws made (at San Francisco)
- Scored 28 points and had 3 assists against San Diego on Jan. 4
- Scored 18 points against Pepperdine and grabbed 6 rebounds on Jan. 9
- Scored 12 points, grabbed 6 rebounds and had 4 assists against Santa Clara on Feb. 6
- Scored in double figures 13 times, had 20-plus points once and 3-plus threes 3 times

Before BYU

- Named an NJCAA All-America First Team honoree as a sophomore at Salt Lake CC

- Region 18 MVP and Scenic West Athletic Conference Player of the Year
- Led SLCC to a record of 29-5 overall and 14-1 in the SWAC
- Led SLCC to the SWAC and Region 18 titles and to the round of 16 in the NJCAA Tournament
- Averaged 17.4 points, 4.5 rebounds, 4.0 assists and 1.6 steals
- Shot .461 from the field, .393 from three and .908 from the free throw line
- Averaged 10.6 points, 3.1 rebounds, 1.8 assists and 1.1 steals as a freshman
- Shot .452 from the field, .450 from three and .819 from the free throw line
- Earned second-team all-region honors
- Led SLCC to a record of 22-9 overall and 9-6 in the SWAC
- As a senior at Timpanogos High School was second in 5A in scoring at 23.6 points per game
- Also averaged 5.0 rebounds and 4.5 assists as a senior and led the Timberwolves to the state tournament
- Averaged 19.8 points per game as a junior
- Averaged 13.2 points per game as sophomore

Personal

- Parents are Rod and Jill
- Has four siblings
- Served a mission for The Church of Jesus Christ of Latter-day Saints in Brazil

2014-15 GAME-BY-GAME

Opponent	Date	GS	Min	FG	FGA	Pct	3FG	FGA	Pct	FT	FTA	Pct	Off	Def	TR	Avg	PF	FO	A	TO	Blk	Stl	Pts	Avg	
Long Beach State	11/14/14		24	5	7	.714	2	3	.667	6	6	1.00	0	0	0	0.0	3	0	7	2	0	0	18	18.0	
Arkansas-Little Rock	11/18/14		16	2	6	.333	0	3	.000	0	0	.000	0	0	0	0.0	0	0	3	2	0	0	4	11.0	
Southern Virginia	11/19/14	*	2	0	1	.000	0	1	.000	0	0	.000	0	0	0	0.0	0	0	1	1	0	0	0	7.3	
vs. San Diego State	11/24/14																								
vs. Chaminade	11/25/14		10	1	4	.250	1	2	.500	0	0	.000	1	0	1	0.3	2	0	4	3	0	2	3	6.3	
vs. Purdue	11/26/14		2	0	1	.000	0	1	.000	0	0	.000	0	0	0	0.2	1	0	0	1	0	0	0	5.0	
Eastern Kentucky	11/29/14		19	3	8	.375	3	6	.500	0	0	.000	0	2	2	0.5	1	0	4	3	0	0	9	5.7	
at Utah State	12/02/14		20	0	2	.000	0	2	.000	4	4	1.000	1	3	4	1.0	4	0	2	0	0	1	4	5.4	
vs. Hawai'i	12/06/14		10	0	2	.000	0	1	.000	2	2	1.000	0	2	2	1.1	3	0	0	1	0	0	2	5.0	
Utah	12/10/14		12	1	4	.250	0	1	.000	0	0	.000	0	2	2	1.2	0	0	2	0	0	3	2	4.7	
at Weber State	12/13/14																								
Stanford	12/20/14																								
UMass	12/23/14																								
Gonzaga	12/27/14																								
Portland	12/29/14																								
at Santa Clara	01/01/15																								
at San Francisco	01/03/15																								
Pepperdine	01/08/15																								
Loyola Marymount	01/10/15																								
at Pacific	01/15/15																								
at Saint Mary's	01/17/15																								
at San Diego	01/24/15																								
San Francisco	01/29/15																								
Santa Clara	01/31/15																								
at Pepperdine	02/05/15																								
at Loyola Marymount	02/07/15																								
Saint Mary's	02/12/15																								
Pacific	02/14/15																								
San Diego	02/19/15																								
at Portland	02/26/15																								
at Gonzaga	02/28/15																								
Totals			1	115	12	35	.343	6	20	.300	12	12	1.000	2	9	11	1.2	14	0	23	13	0	6	42	4.7

CAREER STATISTICS (ALL GAMES)

Year	GP	GS	Min	Avg	FG	FGA	Pct	3FG	FGA	Pct	FT	FTA	Pct	Off	Def	TR	Avg	PF	FO	A	TO	Blk	Stl	Pts	Avg
2013-14	35	13	528	15.1	84	195	.431	29	93	.312	49	58	.845	6	44	50	1.4	49	0	35	29	1	15	246	7.0
2014-15	9	1	115	12.8	12	35	.343	6	20	.300	12	12	1.000	2	9	11	1.2	14	0	23	13	0	6	42	4.7
TOTAL	44	14	643	14.6	96	230	.417	35	113	.310	61	70	.871	8	53	61	1.4	63	0	58	42	1	21	288	6.5

CAREER STATISTICS (CONFERENCE GAMES)

Year	GP	GS	Min	Avg	FG	FGA	Pct	3FG	FGA	Pct	FT	FTA	Pct	Off	Def	TR	Avg	PF	FO	A	TO	Blk	Stl	Pts	Avg	
2013-14	18	13	346	19.2	52	130	.400	19	64	.297	35	40	.875	5	32	37	2.1	25	0	23	21	1	7	158	8.8	
2014-15																										
TOTAL	18	13	346	19.2	52	130	.400	19	64	.297	35	40	.875	5	32	37	2.1	25	0	23	21	1	7	158	8.8	

#24 • FRANK BARTLEY IV
6-3 • 200 • SO • GUARD



**BATON ROUGE, LOUISIANA
FUTURE COLLEGE PREP**

2014-15 SEASON HIGHS

PTS	4, twice, last vs. EKU – 11/29/14
1st H	4, twice, last vs. EKU – 11/29/14
2nd H	2, 3 times, last vs. Utah – 12/10/14
REB	6 vs. SVU – 11/19/14
AST	7 vs. SVU – 11/19/14
STL	4 vs. SVU – 11/19/14
BLK	2 vs. SVU – 11/19/14
FGM	2, twice, last vs. EKU – 11/29/14
FGA	3, twice, last vs. Utah – 12/10/14
3PM	—
3PA	1, 5 times, last vs. Utah – 12/10/14
FTM	2 vs. Hawai'i – 12/6/14
FTA	2, 3 times, last vs. Hawai'i – 12/6/14

CAREER HIGHS

PTS	16 vs. Mount St. Mary's – 11/15/13
1st H	10 vs. Mount St. Mary's – 11/15/13
2nd H	11 vs. Utah State – 11/30/13
REB	7, twice, last vs. LMU – 12/28/13
AST	7 vs. SVU – 11/19/14
STL	2, twice, last vs. North Texas – 12/3/13
BLK	1, 6 times, last vs. Portland – 2/24/14
FGM	6 vs. Mount St. Mary's – 11/15/13
FGA	11 vs. Utah State – 11/30/13
3PM	3 vs. Texas – 11/25/13
3PA	5 vs. Wichita State – 11/26/13
FTM	6, twice, last at UMass – 12/7/13
FTA	8, twice, last at UMass – 12/7/13

MISCELLANEOUS

	14-15	Career
Double-Figure Points	0 (0-0)	6 (4-2)
20-plus Points	0 (0-0)	0 (0-0)
Double-Figure Reb	0 (0-0)	0 (0-0)
Double-Doubles	0 (0-0)	0 (0-0)
3-plus Steals	0 (0-0)	0 (0-0)
3-plus Blocks	0 (0-0)	0 (0-0)
3-plus 3-point FG	0 (0-0)	1 (1-0)
Scoring Leader	0 (0-0)	0 (0-0)
Rebound Leader	0 (0-0)	0 (0-0)
Assist Leader	1 (1-0)	2 (1-1)

2014-15 SEASON — PPG: 1.8 RPG: 1.5 APG: 1.6 SPG: 0.5 BPG: 0.2 FG%: .500 3FG%: .000 FT%: .500

Last Time Out

- Had 2 points and 1 rebound against Utah

In 2014-15 • Sophomore

- Scored 3 points and grabbed 1 rebound in 4 minutes vs. Long Beach State
- Set career-high with 7 assists and added 6 rebounds, 4 points, 4 steals and a career-high 2 blocks against Southern Virginia
- Had 4 points, 3 rebounds, 4 assists and 1 steal vs. EKU

In 2013-14 • Freshman

- Posted season highs of 16 points (Mount St. Mary's), 7 rebounds (twice), 6 assists (Prairie View A&M), 2 steals (twice), 6 field goals made (Mount St. Mary's), 3 3-pointers made (Texas), 6 free throws made (twice)
- Scored 14 points and grabbed five rebounds against Utah State on Nov. 30
- Scored 5 points and had 6 assists to go along with 4 rebounds against Prairie View A&M on Dec. 11
- Scored 6 points, grabbed 7 rebounds and had 4 assists against Loyola Marymount on Dec. 28
- Scored in double figures 5 times, hit 3 threes once and led the team in assists twice
- Averaged 3.9 points and 2.1 rebounds and totaled 25 assists and 13 steals

Before BYU

- Played in 2012-13 at Future College Prep for Les Bean

- Led Future College Prep to a record of 52-13 and the West Coast Prep title
- Averaged 19.7 points, 8.5 rebounds, 6.7 assists, 3.3 steals and 1.0 blocks
- Played three years of high school basketball at Christian Life Academy
- As a senior led Christian Life to a 26-7 overall record and the 1A state title
- Was named LSWA Class 1A MVP, first-team all-state and District 7-1A co-MVP while averaging 14.2 points, 6.2 rebounds and 3.3 assists
- As a junior earned District 7-1A MVP honors and was named all-state and all-metro
- Was a member of the state championship team as a sophomore
- Played football at Christian Life, earned all-district honors and recorded 800-plus receiving yards as a senior

Personal

- Parents are Frank Bartley III and Janice
- Has three sisters
- Also recruited by Auburn, Fordham, George Mason, Marquette, San Diego State and Utah

2014-15 GAME-BY-GAME

Opponent	Date	GS	Min	FG	FGA	Pct	3FG	FGA	Pct	FT	FTA	Pct	Off	Def	TR	Avg	PF	FO	A	TO	Blk	Stl	Pts	Avg	
Long Beach State	11/14/14		4	1	2	.500	0	1	.000	1	2	.500	0	1	1	1.0	0	0	0	1	0	0	3	3.0	
Arkansas-Little Rock	11/18/14		4	1	1	1.000	0	0	.000	0	1	.000	0	1	1	1.0	0	0	2	0	0	0	2	2.5	
Southern Virginia	11/19/14		16	2	3	.667	0	0	.000	0	0	.000	0	6	6	2.7	0	0	7	3	2	4	4	3.0	
vs. San Diego State	11/24/14		0	0	0	.000	0	0	.000	0	0	.000	0	0	0	2.0	0	0	0	0	0	0	0	2.3	
vs. Chaminade	11/25/14		11	0	1	.000	0	1	.000	0	0	.000	0	2	2	2.0	2	0	3	1	0	0	0	1.8	
vs. Purdue	11/26/14		0	0	0	.000	0	0	.000	0	0	.000	0	0	0	1.7	0	0	0	0	0	0	0	1.5	
Eastern Kentucky	11/29/14		14	2	2	1.000	0	0	.000	0	1	.000	2	1	3	1.9	1	0	4	0	0	1	4	1.9	
at Utah State	12/02/14		2	0	1	.000	0	1	.000	1	2	.500	0	0	0	1.6	0	0	0	0	0	0	1	1.8	
vs. Hawai'i	12/06/14		6	0	1	.000	0	1	.000	2	2	1.000	0	1	1	1.6	1	0	0	1	0	0	2	1.8	
Utah	12/10/14		10	1	3	.333	0	1	.000	0	0	.000	1	0	1	1.5	1	0	0	1	0	0	2	1.8	
at Weber State	12/13/14																								
Stanford	12/20/14																								
UMass	12/23/14																								
Gonzaga	12/27/14																								
Portland	12/29/14																								
at Santa Clara	01/01/15																								
at San Francisco	01/03/15																								
Pepperdine	01/08/15																								
Loyola Marymount	01/10/15																								
at Pacific	01/15/15																								
at Saint Mary's	01/17/15																								
at San Diego	01/24/15																								
San Francisco	01/29/15																								
Santa Clara	01/31/15																								
at Pepperdine	02/05/15																								
at Loyola Marymount	02/07/15																								
Saint Mary's	02/12/15																								
Pacific	02/14/15																								
San Diego	02/19/15																								
at Portland	02/26/15																								
at Gonzaga	02/28/15																								
Totals			0	67	7	14	.500	0	5	.000	4	8	.500	3	12	15	1.5	5	0	16	7	2	5	18	1.8

CAREER STATISTICS (ALL GAMES)

Year	GP	GS	Min	Avg	FG	FGA	Pct	3FG	FGA	Pct	FT	FTA	Pct	Off	Def	TR	Avg	PF	FO	A	TO	Blk	Stl	Pts	Avg
2013-14	34	0	370	10.9	44	119	.370	12	36	.333	32	62	.516	21	51	72	2.1	26	0	25	15	6	13	132	3.9
2014-15	10	0	67	6.7	7	14	.500	0	5	.000	4	8	.500	3	12	15	1.5	5	0	16	7	2	5	18	1.8
TOTAL	44	0	437	9.9	51	133	.383	12	41	.293	36	70	.514	24	63	87	2.0	31	0	41	22	8	18	150	3.4

CAREER STATISTICS (CONFERENCE GAMES)

Year	GP	GS	Min	Avg	FG	FGA	Pct	3FG	FGA	Pct	FT	FTA	Pct	Off	Def	TR	Avg	PF	FO	A	TO	Blk	Stl	Pts	Avg
2013-14	17	0	99	5.8	8	33	.242	0	7	.000	2	13	.154	8	13	21	1.2	3	0	11	2	1	3	18	1.1
2014-15																									
TOTAL	17	0	99	5.8	8	33	.242	0	7	.000	2	13	.154	8	13	21	1.2	3	0	11	2	1	3	18	1.1

#30 • DALTON NIXON
6-7 • 215 • FR • FORWARD



OREM, UTAH
OREM HS

2014-15 SEASON — PPG: 3.0 RPG: 1.5 APG: 0.9 SPG: 0.1 BPG: 0.1 FG%: .476 3FG%: .167 FT%: 1.000

Last Time Out

- Did not play against Utah

In 2014-15 • Freshman

- Had 4 points, the first points of his BYU career, against UALR
- Scored 10 points, grabbed 3 boards, 2 assists and a steal vs. SVU
- Had 7 points, 3 rebounds, 1 assist and 1 block vs. Chaminade
- Hit first career 3-pointer against Purdue

Before BYU

- A four-year letterman playing for Golden Holt at Orem High School
- Orem's all-time leading scorer with 1,367 points and a three-time first-team all-state honoree
- As a senior averaged 20.2 points, 8.9 rebounds, 1.7 assists and 1.1 steals as Orem finished 18-9 overall, 10-2 in region play and advanced to the 4A state championship game
- Named first-team all-state by the Deseret News and the Salt Lake Tribune
- As a junior averaged 17.5 points, 8.2 rebounds, 1.7 assists and 1.3 steals and hit 21 threes as Orem finished 20-4 overall and 13-1 in region play
- Named first-team all-state by the Deseret News and the Salt Lake Tribune, All-Valley by the Daily Herald
- As a sophomore averaged 12.5 points and 5.5 rebounds and hit 33 threes as Orem finished 24-1 overall, 14-0 in region play and won the 4A Utah state title
- Named first-team all-state by the Deseret News and the Salt Lake Tribune and All-Valley by the Daily Herald

- Named the 4A Tournament MVP as a sophomore
- National position recruiting rankings: 51st by ESPN
- Played for the Utah Prospects during the AAU season

Personal

- Parents are Kevin and Stephanie Nixon
- Has two sisters
- His father Kevin Nixon played at BYU from 1991-93
- Also recruited by Arizona State, Creighton, Hawai'i, San Diego, San Francisco, Utah, Utah State and Weber State

2014-15 SEASON HIGHS

PTS	10 vs. SVU – 11/19/14
1st H	4, twice, last vs. Chaminade – 11/25/14
2nd H	6 vs. SVU – 11/19/14
REB	3, 3 times, last vs. Chaminade – 11/25/14
AST	2, twice, last vs. SDSU – 11/24/14
STL	1 vs. SVU – 11/19/14
BLK	1 vs. Chaminade – 11/25/14
FGM	4 vs. SVU – 11/19/14
FGA	9 vs. SVU – 11/19/14
3PM	1 vs. Purdue – 11/26/14
3PA	2, twice, last vs. Chaminade – 11/25/14
FTM	2 vs. SVU – 11/19/14
FTA	2 vs. SVU – 11/19/14

MISCELLANEOUS

	14-15	Career
Double-Figure Points	1 (1-0)	same
20-plus Points	0 (0-0)	same
Double-Figure Reb	0 (0-0)	same
Double-Doubles	0 (0-0)	same
3-plus Steals	0 (0-0)	same
3-plus Blocks	0 (0-0)	same
3-plus 3-point FG	0 (0-0)	same
Scoring Leader	0 (0-0)	same
Rebound Leader	0 (0-0)	same
Assist Leader	0 (0-0)	same

2014-15 GAME-BY-GAME

Opponent	Date	GS	Min	FG	FGA	Pct	3FG	FGA	Pct	FT	FTA	Pct	Off	Def	TR	Avg	PF	FO	A	TO	Blk	Stl	Pts	Avg	
Long Beach State	11/14/14		7	0	1	.000	0	1	.000	0	0	.000	0	1	1	1.0	2	0	0	0	0	0	0	0.0	
Arkansas-Little Rock	11/18/14		7	2	3	.667	0	0	.000	0	0	.000	0	0	0	0.5	1	0	1	0	0	0	4	2.0	
Southern Virginia	11/19/14		17	4	9	.444	0	2	.000	2	2	1.000	1	2	3	1.3	0	0	2	1	0	1	10	4.7	
vs. San Diego State	11/24/14		6	0	0	.000	0	0	.000	0	0	.000	1	2	3	1.8	0	0	2	0	0	0	0	3.5	
vs. Chaminade	11/25/14		16	3	5	.600	0	2	.000	1	1	1.000	0	3	3	2.0	3	0	1	1	1	0	7	4.2	
vs. Purdue	11/26/14		6	1	2	.500	1	1	1.000	0	0	.000	1	0	1	1.8	3	0	0	0	0	0	3	4.0	
Eastern Kentucky	11/29/14		2	0	0	.000	0	0	.000	0	0	.000	0	0	0	1.6	1	0	1	0	0	0	0	3.4	
at Utah State	12/02/14																								
vs. Hawai'i	12/06/14		2	0	1	.000	0	0	.000	0	0	.000	0	1	1	1.5	1	0	0	0	0	0	0	3.0	
Utah	12/10/14																								
at Weber State	12/13/14																								
Stanford	12/20/14																								
UMass	12/23/14																								
Gonzaga	12/27/14																								
Portland	12/29/14																								
at Santa Clara	01/01/15																								
at San Francisco	01/03/15																								
Pepperdine	01/08/15																								
Loyola Marymount	01/10/15																								
at Pacific	01/15/15																								
at Saint Mary's	01/17/15																								
at San Diego	01/24/15																								
San Francisco	01/29/15																								
Santa Clara	01/31/15																								
at Pepperdine	02/05/15																								
at Loyola Marymount	02/07/15																								
Saint Mary's	02/12/15																								
Pacific	02/14/15																								
San Diego	02/19/15																								
at Portland	02/26/15																								
at Gonzaga	02/28/15																								
Totals			0	63	10	21	.476	1	6	.167	3	3	1.000	3	9	12	1.5	11	0	7	2	1	1	24	3.0


CAREER STATISTICS (ALL GAMES)

Year	GP	GS	Min	Avg	FG	FGA	Pct	3FG	FGA	Pct	FT	FTA	Pct	Off	Def	TR	Avg	PF	FO	A	TO	Blk	Stl	Pts	Avg
2014-15	8	0	63	7.9	10	21	.476	1	6	.167	3	3	1.000	3	9	12	1.5	11	0	7	2	1	1	24	3.0
TOTAL	8	0	63	7.9	10	21	.476	1	6	.167	3	3	1.000	3	9	12	1.5	11	0	7	2	1	1	24	3.0

CAREER STATISTICS (CONFERENCE GAMES)

Year	GP	GS	Min	Avg	FG	FGA	Pct	3FG	FGA	Pct	FT	FTA	Pct	Off	Def	TR	Avg	PF	FO	A	TO	Blk	Stl	Pts	Avg
2014-15																									
TOTAL																									

#35 • ISAAC NEILSON
6-11 • 225 • FR • FORWARD



MISSION VIEJO, CALIFORNIA
MISSION VIEJO HS

2014-15 SEASON — PPG: 4.8 RPG: 2.7 APG: 0.4 SPG: 0.4 BPG: 0.4 FG%: .447 3FG%: .273 FT%: .688

Last Time Out

- Played 10 minutes against Utah

In 2014-15 • Freshman

- Became the first freshman since 2005 to score in double digits in the season opener with 10 points, also grabbed 1 rebound vs. Long Beach State
- Scored 13 points and added 7 rebounds, 2 assists and 4 steals against Southern Virginia
- Totaled 12 points, hit 2 threes and added 4 rebounds, 1 assist and 2 blocks vs. San Diego State

Before BYU

- Played for Troy Roelen at Mission Viejo
- As a senior averaged 15.3 points, 11.3 rebounds and 5.0 blocks while Mission Viejo finished 29-3 overall and 7-1 in league play
- Posted season highs of 29 points, 25 rebounds and 11 blocks
- Named MaxPreps All-State Division II Second Team, All-CIF Southern Section Team Division 2AA, Orange County Register All-County Team
- Named MVP of the 2010 Diablo Inferno Tournament where he averaged 14 points, 12 rebounds and 8 blocks
- As a junior averaged 9.0 points, 9.0 rebounds and 4.5 blocks
- Named first-team All-South Coast Conference

Personal

- Served a two-year mission for The Church of Jesus Christ of Latter-day Saints in Alabama
- Parents are Jim and Janice
- Has three brothers and two sisters

2014-15 SEASON HIGHS

PTS	13 vs. SVU – 11/19/14
1st H	8 vs. LBSU – 11/14/14
2nd H	11 vs. SVU – 11/19/14
REB	7 vs. SVU – 11/19/14
AST	2 vs. SVU – 11/19/14
STL	4 vs. SVU – 11/19/14
BLK	2, twice, last vs. Purdue – 11/26/14
FGM	5 vs. SVU – 11/19/14
FGA	8 vs. SVU – 11/19/14
3PM	2 vs. SDSU – 11/24/14
3PA	5 vs. SDSU – 11/24/14
FTM	6 vs. LBSU – 11/14/14
FTA	7 vs. LBSU – 11/14/14

MISCELLANEOUS

	14-15	Career
Double-Figure Points	3 (2-1)	same
20-plus Points	0 (0-0)	same
Double-Figure Reb	0 (0-0)	same
Double-Doubles	0 (0-0)	same
3-plus Steals	0 (0-0)	same
3-plus Blocks	0 (0-0)	same
3-plus 3-point FG	0 (0-0)	same
Scoring Leader	0 (0-0)	same
Rebound Leader	1 (1-0)	same
Assist Leader	0 (0-0)	same

2014-15 GAME-BY-GAME

Opponent	Date	GS	Min	FG	FGA	Pct	3FG	FGA	Pct	FT	FTA	Pct	Off	Def	TR	Avg	PF	FO	A	TO	Blk	Stl	Pts	Avg
Long Beach State	11/14/14		11	2	3	.667	0	0	.000	6	7	.857	1	0	1	1.0	0	0	0	0	0	0	10	10.0
Arkansas-Little Rock	11/18/14		6	2	5	.400	0	1	.000	0	1	.000	1	1	2	1.5	2	0	1	0	0	0	4	7.0
Southern Virginia	11/19/14		16	5	8	.625	0	1	.000	3	6	.500	5	2	7	3.3	4	0	2	1	0	4	13	9.0
vs. San Diego State	11/24/14		22	4	7	.571	2	5	.400	2	2	1.000	1	3	4	3.5	1	0	1	0	2	0	12	9.8
vs. Chaminade	11/25/14		15	2	5	.400	1	1	1.000	0	0	.000	2	3	5	3.8	2	0	0	0	0	0	5	8.8
vs. Purdue	11/26/14		13	2	5	.400	0	1	.000	0	0	.000	1	2	3	3.7	4	0	0	0	2	0	4	8.0
Eastern Kentucky	11/29/14	*	8	0	1	.000	0	0	.000	0	0	.000	2	1	3	3.6	1	0	0	1	0	0	0	6.9
at Utah State	12/02/14		1	0	1	.000	0	1	.000	0	0	.000	0	0	0	3.1	0	0	0	0	0	0	0	6.0
vs. Hawai'i	12/06/14		1	0	0	.000	0	0	.000	0	0	.000	2	0	2	3.0	0	0	0	2	0	0	0	5.3
Utah	12/10/14		10	0	3	.000	0	1	.000	0	0	.000	0	0	0	2.7	1	0	0	0	0	0	0	4.8
at Weber State	12/13/14																							
Stanford	12/20/14																							
UMass	12/23/14																							
Gonzaga	12/27/14																							
Portland	12/29/14																							
at Santa Clara	01/01/15																							
at San Francisco	01/03/15																							
Pepperdine	01/08/15																							
Loyola Marymount	01/10/15																							
at Pacific	01/15/15																							
at Saint Mary's	01/17/15																							
at San Diego	01/24/15																							
San Francisco	01/29/15																							
Santa Clara	01/31/15																							
at Pepperdine	02/05/15																							
at Loyola Marymount	02/07/15																							
Saint Mary's	02/12/15																							
Pacific	02/14/15																							
San Diego	02/19/15																							
at Portland	02/26/15																							
at Gonzaga	02/28/15																							
Totals		1	103	17	38	.447	3	11	.273	11	16	.688	15	12	27	2.7	15	0	4	4	4	4	48	4.8

CAREER STATISTICS (ALL GAMES)

Year	GP	GS	Min	Avg	FG	FGA	Pct	3FG	FGA	Pct	FT	FTA	Pct	Off	Def	TR	Avg	PF	FO	A	TO	Blk	Stl	Pts	Avg
2014-15	10	1	103	10.3	17	38	.447	3	11	.273	11	16	.688	15	12	27	2.7	15	0	4	4	4	4	48	4.8
TOTAL	10	1	103	10.3	17	38	.447	3	11	.273	11	16	.688	15	12	27	2.7	15	0	4	4	4	4	48	4.8

CAREER STATISTICS (CONFERENCE GAMES)

Year	GP	GS	Min	Avg	FG	FGA	Pct	3FG	FGA	Pct	FT	FTA	Pct	Off	Def	TR	Avg	PF	FO	A	TO	Blk	Stl	Pts	Avg
2014-15																									
TOTAL																									

#41 • LUKE WORTHINGTON
6-10 • 235 • SO • FORWARD



**MEQUON, WISCONSIN
HOMESTEAD HS**

2014-15 SEASON — PPG: 3.5 RPG: 2.6 APG: 0.2 SPG: 0.6 BPG: 0.0 FG%: .483 3FG%: .000 FT%: .538

Last Time Out

- Had 2 points, 2 rebounds, an assist and a steal against Utah

In 2014-15 • Sophomore

- Had 7 points, 4 rebounds and a steal vs. UALR
- Set a career-high in points with 12 and steals with 2, while tying a career-high with 4 rebounds against Southern Virginia
- Totaled 4 points and 6 rebounds at Utah State

In 2013-14 • Freshman

- Posted season highs of 7 points (Santa Clara), 4 rebounds (at Saint Mary's), 2 field goals made (twice), 3 free throws made (Santa Clara).
- Hit 2 of 3 from the field and 3 of 4 from the free throw line to score 7 points against Santa Clara on Feb. 6
- Grabbed 4 rebounds, including 3 on the offensive end, and scored a point against Saint Mary's on Feb. 15
- Started in games against Portland, San Diego and Loyola Marymount from Feb. 22 until March 8
- Scored 5 points against Portland on Feb. 22
- Scored 4 points against Mount St. Mary's
- Averaged 1.0 points and 0.9 rebounds and shot .462 from the field

- One of seven Wisconsin players nominated for the McDonald's All-America Game
- As a senior was a team captain and averaged 13.6 points and 10.0 rebounds per game
- Led Homestead to a record of 13-7 overall and 8-4 in league play
- Named Wisconsin Basketball Coaches Association Division I All-State Honorable Mention
- Named third-team All-Area by the Milwaukee Wisconsin Journal Sentinel
- Named first-team All-North Shore Conference
- As a junior, averaged 12 points, 9 rebounds and 2 blocks
- Led Homestead to a record of 15-5 overall and 10-3 in league play
- Named first-team All-North Shore Conference
- Played for Wisconsin Playground Elite coached by Duane "Ike" Wilson
- Played football at Homestead, was a team captain and helped lead team to the 2012 Wisconsin state title
- Received all-conference, all-region and all-state honors in football
- Recruited by BYU and Wisconsin to play football
- Maintained a GPA above 4.0 and was a member of the National Honor Society

Before BYU

- Played for Kevin McKenna at Homestead High School
- Ranked the No. 7 prospect in the class of 2013 in the state of Wisconsin and No. 43 among power forwards nationally by ESPN.com

Personal

- Parents are John and Kris Worthington
- Has one brother and two sisters
- Also recruited by Butler, Princeton, Penn, Davidson, Yale, DePaul, Lehigh, Bucknell, Utah State and Saint Louis

2014-15 SEASON HIGHS

PTS	12 vs. SVU – 11/19/14
1st H	8 vs. SVU – 11/19/14
2nd H	4, twice, last at Utah State – 12/2/14
REB	6 at Utah State – 12/2/14
AST	1, twice, last vs. Utah – 12/10/14
STL	2 vs. SVU – 11/19/14
BLK	—
FGM	6 vs. SVU – 11/19/14
FGA	7, twice, last vs. SVU – 11/19/14
3PM	—
3PA	—
FTM	3 vs. Purdue – 11/26/14
FTA	4 vs. Purdue – 11/26/14

CAREER HIGHS

PTS	12 vs. Southern Virginia – 11/19/14
1st H	8 vs. Southern Virginia – 11/19/14
2nd H	4, twice, last at Utah State – 12/2/14
REB	6 at Utah State – 12/2/14
AST	1, 6 times, last vs. Utah – 12/10/14
STL	2 vs. Southern Virginia – 11/19/14
BLK	1, twice, last at San Diego – 3/1/14
FGM	6 vs. Southern Virginia – 11/19/14
FGA	7, twice, last vs. SVU – 11/19/14
3PM	—
3PA	—
FTM	3, twice, last vs. Purdue – 11/26/14
FTA	4, twice, last vs. Purdue – 11/26/14

MISCELLANEOUS

	14-15	Career
Double-Figure Points	1 (1-0)	1 (1-0)
20-plus Points	0 (0-0)	0 (0-0)
Double-Figure Reb	0 (0-0)	0 (0-0)
Double-Doubles	0 (0-0)	0 (0-0)
3-plus Steals	0 (0-0)	0 (0-0)
3-plus Blocks	0 (0-0)	0 (0-0)
3-plus 3-point FG	0 (0-0)	0 (0-0)
Scoring Leader	0 (0-0)	0 (0-0)
Rebound Leader	0 (0-0)	0 (0-0)
Assist Leader	0 (0-0)	0 (0-0)

2014-15 GAME-BY-GAME

Opponent	Date	GS	Min	FG	FGA	Pct	3FG	FGA	Pct	FT	FTA	Pct	Off	Def	TR	Avg	PF	FO	A	TO	Blk	Stl	Pts	Avg	
Long Beach State	11/14/14	*	13	1	2	.500	0	0	.000	0	0	.000	1	1	2	2.0	2	0	0	1	0	0	2	2.0	
Arkansas-Little Rock	11/18/14	*	16	3	7	.429	0	0	.000	1	2	.500	1	3	4	3.0	2	0	0	0	0	1	7	4.5	
Southern Virginia	11/19/14	*	13	6	7	.857	0	0	.000	0	1	.000	4	0	4	3.3	2	0	0	3	0	2	12	7.0	
vs. San Diego State	11/24/14	*	8	0	1	.000	0	0	.000	0	0	.000	0	1	1	2.8	3	0	0	1	0	0	0	5.3	
vs. Chaminade	11/25/14	*	8	2	3	.667	0	0	.000	0	0	.000	1	0	1	2.4	1	0	0	1	0	0	4	5.0	
vs. Purdue	11/26/14	*	20	0	1	.000	0	0	.000	3	4	.750	1	2	3	2.5	5	1	1	1	0	1	3	4.7	
Eastern Kentucky	11/29/14	*	16	0	0	.000	0	0	.000	1	2	.500	1	1	2	2.4	3	0	0	0	0	1	1	4.1	
at Utah State	12/02/14	*	25	2	6	.333	0	0	.000	0	2	.000	3	3	6	2.9	4	0	0	0	0	0	4	4.1	
vs. Hawai'i	12/06/14	*	12	0	1	.000	0	0	.000	0	0	.000	0	1	1	2.7	3	0	0	0	0	0	0	3.7	
Utah	12/10/14	*	12	0	1	.000	0	0	.000	2	2	1.000	1	1	2	2.6	2	0	1	1	0	1	2	3.5	
at Weber State	12/13/14																								
Stanford	12/20/14																								
UMass	12/23/14																								
Gonzaga	12/27/14																								
Portland	12/29/14																								
at Santa Clara	01/01/15																								
at San Francisco	01/03/15																								
Pepperdine	01/08/15																								
Loyola Marymount	01/10/15																								
at Pacific	01/15/15																								
at Saint Mary's	01/17/15																								
at San Diego	01/24/15																								
San Francisco	01/29/15																								
Santa Clara	01/31/15																								
at Pepperdine	02/05/15																								
at Loyola Marymount	02/07/15																								
Saint Mary's	02/12/15																								
Pacific	02/14/15																								
San Diego	02/19/15																								
at Portland	02/26/15																								
at Gonzaga	02/28/15																								
Totals			9	143	14	29	.483	0	0	.000	7	13	.538	13	13	26	2.6	27	1	2	8	0	6	35	3.5

CAREER STATISTICS (ALL GAMES)

Year	GP	GS	Min	Avg	FG	FGA	Pct	3FG	FGA	Pct	FT	FTA	Pct	Off	Def	TR	Avg	PF	FO	A	TO	Blk	Stl	Pts	Avg
2013-14	31	3	251	8.1	12	26	.462	0	0	.000	8	20	.400	13	16	29	0.9	56	2	4	14	2	4	32	1.0
2014-15	10	9	143	14.3	14	29	.483	0	0	.000	7	13	.538	13	13	26	2.6	27	1	2	8	0	6	35	3.5
TOTAL	41	12	394	9.6	26	55	.473	0	0	.000	15	33	.455	26	29	55	1.3	83	3	6	22	2	10	67	1.6

CAREER STATISTICS (CONFERENCE GAMES)

Year	GP	GS	Min	Avg	FG	FGA	Pct	3FG	FGA	Pct	FT	FTA	Pct	Off	Def	TR	Avg	PF	FO	A	TO	Blk	Stl	Pts	Avg	
2013-14	16	2	147	9.2	5	10	.500	0	0	.000	7	12	.583	11	8	19	1.2	33	2	2	7	2	4	17	1.1	
2014-15																										
TOTAL	16	2	147	9.2	5	10	.500	0	0	.000	7	12	.583	11	8	19	1.2	33	2	2	7	2	4	17	1.1	

#44 • CORBIN KAUFUSI
6-10 • 245 • FR • CENTER



PROVO, UTAH
TIMPVIEW HS

2014-15 SEASON — PPG: 3.2 RPG: 3.1 APG: 0.1 SPG: 0.2 BPG: 0.4 FG%: .444 3FG%: .000 FT%: .520

Last Time Out

- Played a career-high 18 minutes as he scored 2 points, grabbed a rebound and had a steal against Utah

In 2014-15 • Freshman

- Had 5 points and 4 boards vs. UALR
- Tied his season-high with 5 points, 4 rebounds and 1 assist vs. SVU
- Had career-bests of 8 points, 6 rebounds and 2 blocks vs. Chaminade
- Had 4 points, 4 boards and 1 steal vs. Hawai'i

Before BYU

- Coached by Perry Wildeboer at Timpview High School
- As a junior averaged 11.6 points while helping Timpview to a record of 19-6
- As a sophomore helped Timpview win the 4A state title and finish with a record of 19-7
- Played in the 2011 All-Valley Basketball All-Star Classic
- Played football and helped Timpview win state titles in 2008 and 2009
- Second-team all-state in football in 2011
- A member of the National Honors Society and a four-year academic honoree
- Also recruited by Stanford to play football

Personal

- Parents are Steve (an assistant coach on the BYU football team) and Michelle and has four siblings

- Brother Bronson plays football at BYU and played basketball for the Cougars in 2012-13
- Served a two-year mission for The Church of Jesus Christ of Latter-day Saints in South Korea
- An Eagle Scout

2014-15 SEASON HIGHS

PTS	8 vs. Chaminade – 11/25/14
1st H	3, twice, last vs. SDSU – 11/24/14
2nd H	8 vs. Chaminade – 11/25/14
REB	6 vs. Chaminade – 11/25/14
AST	1 vs. SVU – 11/19/14
STL	1, twice, last vs. Utah – 12/10/14
BLK	2 vs. Chaminade – 11/25/14
FGM	2, twice, last vs. Chaminade – 11/25/14
FGA	4 vs. Chaminade – 11/25/14
3PM	—
3PA	—
FTM	5 vs. SVU – 11/19/14
FTA	9 vs. SVU – 11/19/14

MISCELLANEOUS

	14-15	Career
Double-Figure Points	0 (0-0)	same
20-plus Points	0 (0-0)	same
Double-Figure Reb	0 (0-0)	same
Double-Doubles	0 (0-0)	same
3-plus Steals	0 (0-0)	same
3-plus Blocks	0 (0-0)	same
3-plus 3-point FG	0 (0-0)	same
Scoring Leader	0 (0-0)	same
Rebound Leader	0 (0-0)	same
Assist Leader	0 (0-0)	same

2014-15 GAME-BY-GAME

Opponent	Date	GS	Min	FG	FGA	Pct	3FG	FGA	Pct	FT	FTA	Pct	Off	Def	TR	Avg	PF	FO	A	TO	Blk	Stl	Pts	Avg
Long Beach State	11/14/14		6	0	1	.000	0	0	.000	0	0	.000	1	0	1	1.0	3	0	0	1	0	0	0	0.0
Arkansas-Little Rock	11/18/14		12	2	4	.500	0	0	.000	1	3	.333	3	1	4	2.5	2	0	0	1	0	0	5	2.5
Southern Virginia	11/19/14		10	0	0	.000	0	0	.000	5	9	.556	0	4	4	3.0	1	0	1	2	0	0	5	3.3
vs. San Diego State	11/24/14		15	1	3	.333	0	0	.000	1	4	.250	2	2	4	3.3	4	0	0	0	1	0	3	3.3
vs. Chaminade	11/25/14		12	2	4	.500	0	0	.000	4	5	.800	4	2	6	3.8	2	0	0	3	2	0	8	4.2
vs. Purdue	11/26/14		9	1	2	.500	0	0	.000	0	2	.000	1	3	4	3.8	4	0	0	0	1	0	2	3.8
Eastern Kentucky	11/29/14																							
at Utah State	12/02/14		1	0	0	.000	0	0	.000	0	0	.000	0	0	0	3.3	0	0	0	0	0	0	0	3.3
vs. Hawai'i	12/06/14		16	1	1	1.000	0	0	.000	2	2	1.000	2	2	4	3.4	3	0	0	2	0	1	4	3.4
Utah	12/10/14		18	1	3	.333	0	0	.000	0	0	.000	1	0	1	3.1	3	0	0	0	0	1	2	3.2
at Weber State	12/13/14																							
Stanford	12/20/14																							
UMass	12/23/14																							
Gonzaga	12/27/14																							
Portland	12/29/14																							
at Santa Clara	01/01/15																							
at San Francisco	01/03/15																							
Pepperdine	01/08/15																							
Loyola Marymount	01/10/15																							
at Pacific	01/15/15																							
at Saint Mary's	01/17/15																							
at San Diego	01/24/15																							
San Francisco	01/29/15																							
Santa Clara	01/31/15																							
at Pepperdine	02/05/15																							
at Loyola Marymount	02/07/15																							
Saint Mary's	02/12/15																							
Pacific	02/14/15																							
San Diego	02/19/15																							
at Portland	02/26/15																							
at Gonzaga	02/28/15																							
Totals		0	99	8	18	.444	0	0	.000	13	25	.520	14	14	28	3.1	22	0	1	9	4	2	29	3.2

CAREER STATISTICS (ALL GAMES)

Year	GP	GS	Min	Avg	FG	FGA	Pct	3FG	FGA	Pct	FT	FTA	Pct	Off	Def	TR	Avg	PF	FO	A	TO	Blk	Stl	Pts	Avg
2014-15	9	0	99	11.0	8	18	.444	0	0	.000	13	25	.520	14	14	28	3.1	22	0	1	9	4	2	29	3.2
TOTAL	9	0	99	11.0	8	18	.444	0	0	.000	13	25	.520	14	14	28	3.1	22	0	1	9	4	2	29	3.2

CAREER STATISTICS (CONFERENCE GAMES)

Year	GP	GS	Min	Avg	FG	FGA	Pct	3FG	FGA	Pct	FT	FTA	Pct	Off	Def	TR	Avg	PF	FO	A	TO	Blk	Stl	Pts	Avg
2014-15																									
TOTAL																									

Official Basketball Box Score -- Game Totals -- Final Statistics
Long Beach State vs BYU
11/14/14 5:05 pm at Provo, Utah, Marriott Center

Long Beach State 90 • 0-1

Table with columns: # Player, Total (FG-FGA, 3-Ptr), Rebounds (Off, Def, Tot), PF, TP, A TO Blk Stl, Min. Rows include Caffey, Mike; Samuels, David; Jones, Branford; LaSalle, McKay; Williams, Jack; Yussuf, Temidayo; McKnight, Eric; North, Deontae; Bibbins, Justin; Team.

FG % 1st Half: 16-32 50.0% 2nd half: 17-29 58.6% Game: 33-61 54.1% Deadball
3FG % 1st Half: 7-12 58.3% 2nd half: 6-10 60.0% Game: 13-22 59.1% Rebounds
FT % 1st Half: 8-15 53.3% 2nd half: 3-5 60.0% Game: 11-20 55.0%

BYU 95 • 1-0

Table with columns: # Player, Total (FG-FGA, 3-Ptr), Rebounds (Off, Def, Tot), PF, TP, A TO Blk Stl, Min. Rows include FISCHER, Chase; HAWS, Tyler; COLLINSWORTH, Kyle; AUSTIN, Nate; WORTHINGTON, Luke; SHARP, Josh; TOOLSON, Jake; WINDER, Anson; HALFORD, Skyler; BARTLEY IV, Frank; NIXON, Dalton; NEILSON, Isaac; KAUFUSI, Corbin; Team.

FG % 1st Half: 14-26 53.8% 2nd half: 14-28 50.0% Game: 28-54 51.9% Deadball
3FG % 1st Half: 5-12 41.7% 2nd half: 6-12 50.0% Game: 11-24 45.8% Rebounds
FT % 1st Half: 13-15 86.7% 2nd half: 15-16 83.3% Game: 28-33 84.8%

Officials: Brady Chelette, Martin Cichocki, Ryan McCarty
Technical fouls: Long Beach State-None. BYU-None.
Attendance: 16778

Score by periods table with columns: 1st, 2nd, Total. Rows: Long Beach State, BYU.

Points and fouls table with columns: In, Off, 2nd, Fast, Bench. Rows: Points, LBSU, T/O, Chance, Break, Benches.

Last FG - LBSU 2nd-00:00, BYU 2nd-00:54.
Largest lead - LBSU by 5 1st-06:48, BYU by 10 2nd-04:57.
Score tied - 9 times.
LBSU led for 05:51, BYU led for 30:38. Game was tied for 03:24.
Lead changed - 10 times.

Official Basketball Box Score -- Game Totals -- Final Statistics
Arkansas-Little Rock vs BYU
11/18/14 7:35 pm at Provo, Utah, Marriott Center

Arkansas-Little Rock 62 • 1-1

Table with columns: # Player, Total (FG-FGA, 3-Ptr), Rebounds (Off, Def, Tot), PF, TP, A TO Blk Stl, Min. Rows include Woods, Roger; Thomas, J.T.; Reid, James; Dillard, Ben; White, James; Brown, Andre; Washington, Jerron; Hagens, Josh; Hill, Maurius; Smith, DeVonte; Isom, Mareik; Leeper, Gus; Team.

FG % 1st Half: 8-31 25.8% 2nd half: 13-30 43.3% Game: 21-61 34.4% Deadball
3FG % 1st Half: 2-9 22.2% 2nd half: 4-9 44.4% Game: 6-18 33.3% Rebounds
FT % 1st Half: 10-12 83.3% 2nd half: 4-7 57.1% Game: 14-19 73.7%

BYU 91 • 2-0

Table with columns: # Player, Total (FG-FGA, 3-Ptr), Rebounds (Off, Def, Tot), PF, TP, A TO Blk Stl, Min. Rows include FISCHER, Chase; HAWS, Tyler; COLLINSWORTH, Kyle; AUSTIN, Nate; WORTHINGTON, Luke; ANDRUS, Ryan; SHARP, Josh; TOOLSON, Jake; WINDER, Anson; HALFORD, Skyler; BARTLEY IV, Frank; NIXON, Dalton; NEILSON, Isaac; KAUFUSI, Corbin; Team.

FG % 1st Half: 14-30 46.7% 2nd half: 23-39 59.0% Game: 37-69 53.6% Deadball
3FG % 1st Half: 2-6 33.3% 2nd half: 5-14 35.7% Game: 7-20 35.0% Rebounds
FT % 1st Half: 7-14 50.0% 2nd half: 3-6 50.0% Game: 10-20 50.0%

Officials: Michael Irving, Sam Haddad, Kevin Brill
Technical fouls: Arkansas-Little Rock-TEAM 2. BYU-None.
Attendance: 12469

Score by periods table with columns: 1st, 2nd, Total. Rows: Arkansas-Little Rock, BYU.

Points and fouls table with columns: In, Off, 2nd, Fast, Bench. Rows: Points, UALR, T/O, Chance, Break, Benches.

Last FG - UALR 2nd-00:05, BYU 2nd-00:30.
Largest lead - UALR by 3 1st-19:37, BYU by 31 2nd-00:30.
Score tied - 5 times.
UALR led for 01:31, BYU led for 35:27. Game was tied for 03:02.
Lead changed - 1 time.

Official Basketball Box Score -- Game Totals -- Final Statistics
Southern Virginia vs BYU
11/19/14 7:05 pm at Provo, Utah, Marriott Center

Southern Virginia 48 • 1-1, 0-0

Table with columns: # Player, Total (FG-FGA, 3-Ptr), Rebounds (Off, Def, Tot), PF, TP, A TO Blk Stl, Min. Rows include Preston Eaton; Wesley Evans; Kaleio Manuela; Kevin Walker; Justin Langford; Cody Hosier; Kyle Draglich; David Baety; Ermit Mosely; Austin Wood; Joseph Ojelade; Taylor Larson; Aaron Rumbaugh; Ben Canevari; Michael Neufville; Cale Thornton; Team.

FG % 1st Half: 10-35 28.6% 2nd half: 8-27 29.6% Game: 18-62 29.0% Deadball
3FG % 1st Half: 2-13 15.4% 2nd half: 1-8 12.5% Game: 3-21 14.3% Rebounds
FT % 1st Half: 0-0 0.0% 2nd half: 9-11 81.8% Game: 9-11 81.8%

BYU 101 • 3-0, 0-0

Table with columns: # Player, Total (FG-FGA, 3-Ptr), Rebounds (Off, Def, Tot), PF, TP, A TO Blk Stl, Min. Rows include FISCHER, Chase; HAWS, Tyler; HALFORD, Skyler; AUSTIN, Nate; WORTHINGTON, Luke; ELLIS, Jordan; ANDRUS, Ryan; SHARP, Josh; TOOLSON, Jake; WINDER, Anson; BARTLEY IV, Frank; NIXON, Dalton; NEILSON, Isaac; KAUFUSI, Corbin; Team.

FG % 1st Half: 17-36 47.2% 2nd half: 20-32 62.5% Game: 37-68 54.4% Deadball
3FG % 1st Half: 3-12 25.0% 2nd half: 2-9 22.2% Game: 5-21 23.8% Rebounds
FT % 1st Half: 12-16 75.0% 2nd half: 10-17 58.8% Game: 22-33 66.7%

Officials: Glen Mayberry, Nate Harris, Scott Brown
Technical fouls: Southern Virginia-None. BYU-None.
Attendance: 13099

Score by periods table with columns: 1st, 2nd, Total. Rows: Southern Virginia, BYU.

Points and fouls table with columns: In, Off, 2nd, Fast, Bench. Rows: Points, SVU, T/O, Chance, Break, Benches.

Last FG - SVU 2nd-00:17, BYU 2nd-00:02.
Largest lead - SVU None, BYU by 56 2nd-02:08.
Score tied - 0 times.
SVU led for 00:00, BYU led for 39:50. Game was tied for 00:10.
Lead changed - 0 times.

Official Basketball Box Score -- Game Totals -- Final Statistics
BYU vs SAN DIEGO STATE
11-24-14 6:30 p.m. at Lahaina Civic Center, Maui, Hawaii

BYU 87 • 3-1

Table with columns: # Player, Total (FG-FGA, 3-Ptr), Rebounds (Off, Def, Tot), PF, TP, A TO Blk Stl, Min. Rows include AUSTIN, Nate; WORTHINGTON, Luke; FISCHER, Chase; HAWS, Tyler; COLLINSWORTH, Kyle; TOOLSON, Jake; WINDER, Anson; BARTLEY IV, Frank; NIXON, Dalton; NEILSON, Isaac; KAUFUSI, Corbin; Team.

FG % 1st Half: 11-28 39.3% 2nd half: 13-30 43.3% OT: 6-20 30.0% Game: 30-78 38.5% Deadball
3FG % 1st Half: 6-9 66.7% 2nd half: 5-12 41.7% OT: 2-9 22.2% Game: 13-30 43.3% Rebounds
FT % 1st Half: 5-7 71.4% 2nd half: 3-9 33.3% OT: 6-6 100.0% Game: 14-22 63.6% 4.2

SAN DIEGO STATE 92 • 4-0

Table with columns: # Player, Total (FG-FGA, 3-Ptr), Rebounds (Off, Def, Tot), PF, TP, A TO Blk Stl, Min. Rows include SPENCER, Skylar; POLEE II, Dwayne; SHEPARD, Winston; O'BRIEN, JJ; KELL, Trey; ZABO, Kevin; CHOL, Angelo; ALLEN, Dakarai; QUINN, Aqeel; Team.

FG % 1st Half: 16-33 48.5% 2nd half: 10-21 47.6% OT: 6-12 50.0% Game: 32-66 48.5% Deadball
3FG % 1st Half: 4-14 28.6% 2nd half: 2-7 28.6% OT: 3-6 50.0% Game: 9-27 33.3% Rebounds
FT % 1st Half: 5-7 71.4% 2nd half: 4-8 50.0% OT: 10-16 62.5% Game: 19-31 61.3% 8.2

Officials: Randy McCall, Mike Sanzere, Wally Rutecki
Technical fouls: BYU-None. SAN DIEGO STATE-None.
Attendance: 2400

Score by periods table with columns: 1st, 2nd, OT, Total. Rows: BYU, SAN DIEGO STATE.

Official Basketball Box Score -- Game Totals -- Final Statistics
BYU vs Chaminade
11-25-14 11:30 a.m. at Lahaina Civic Center, Maui, Hawaii

BYU 121 • 4-1

Box score table for BYU vs Chaminade, listing player names, stats, and team totals.

FG % 1st Half: 23-37 62.2% 2nd half: 18-37 48.6% Game: 41-74 55.4%
3FG % 1st Half: 14-18 77.8% 2nd half: 3-11 27.3% Game: 17-29 58.6%
FT % 1st Half: 6-8 75.0% 2nd half: 16-18 88.9% Game: 22-26 84.6%

Chaminade 85 • 2-2

Box score table for Chaminade vs BYU, listing player names, stats, and team totals.

FG % 1st Half: 14-36 38.9% 2nd half: 13-36 36.1% Game: 27-72 37.5%
3FG % 1st Half: 7-13 53.8% 2nd half: 3-12 25.0% Game: 10-25 40.0%
FT % 1st Half: 8-16 50.0% 2nd half: 13-14 92.9% Game: 21-30 70.0%

Officials: Dick Cartnell, Wally Rutecki, Sean Hull
Technical fouls: BYU-None. Chaminade-None.
Attendance: 2400
Chase Fischer's 10 3 pointers ties EA Sports Maui Invitational record, tying
Notre Dame's Kyle McAlmarney (2008) and Chaminade's Christophe Varidel (2013)
Fischer's 10 3 pointers also breaks BYU school record of 9 (Jimmer Fredette)

Score by periods table for BYU vs Chaminade.

Official Basketball Box Score -- Game Totals -- Final Statistics
Eastern Kentucky vs BYU
11/29/14 7:35 pm at Provo, Utah, Marriott Center

Eastern Kentucky 76 • 4-1, 0-0

Box score table for Eastern Kentucky vs BYU, listing player names, stats, and team totals.

FG % 1st Half: 11-21 52.4% 2nd half: 13-28 46.4% Game: 24-49 49.0%
3FG % 1st Half: 4-12 33.3% 2nd half: 5-12 41.7% Game: 9-24 37.5%
FT % 1st Half: 4-4 100.0 2nd half: 15-19 78.9% Game: 19-23 82.6%

BYU 90 • 5-2, 0-0

Box score table for BYU vs Eastern Kentucky, listing player names, stats, and team totals.

FG % 1st Half: 12-24 50.0% 2nd half: 20-31 64.5% Game: 32-55 58.2%
3FG % 1st Half: 5-13 38.5% 2nd half: 10-15 66.7% Game: 15-28 53.6%
FT % 1st Half: 3-5 60.0% 2nd half: 8-10 80.0% Game: 11-15 73.3%

Score by periods table for Eastern Kentucky vs BYU.

Points in game table for Eastern Kentucky vs BYU.

Last FG - EKU 2nd-00:23, BYU 2nd-00:54.
Largest lead - EKU by 3 1st-17:36, BYU by 25 2nd-10:45.
EKU led for 04:11, BYU led for 31:18. Game was tied for 04:29.

28 #BYUhoops

Official Basketball Box Score -- Game Totals -- Final Statistics
PURDUE vs BYU
11-26-14 12 p.m. at Lahaina Civic Center, Maui, Hawaii

PURDUE 87 • 5-1

Box score table for Purdue vs BYU, listing player names, stats, and team totals.

FG % 1st Half: 14-28 50.0% 2nd half: 10-24 41.7% OT: 3-7 42.9% Game: 27-59 45.8%
3FG % 1st Half: 3-7 42.9% 2nd half: 2-9 22.2% OT: 0-1 0.0% Game: 5-17 29.4%
FT % 1st Half: 9-10 90.0% 2nd half: 19-26 73.1% OT: 0-0 0.0% Game: 28-36 77.8%

BYU 85 • 4-2

Box score table for BYU vs Purdue, listing player names, stats, and team totals.

FG % 1st Half: 11-29 37.9% 2nd half: 15-28 53.6% OT: 1-5 20.0% Game: 27-62 43.5%
3FG % 1st Half: 3-10 30.0% 2nd half: 4-10 40.0% OT: 0-1 0.0% Game: 7-21 33.3%
FT % 1st Half: 10-16 62.5% 2nd half: 12-14 85.7% OT: 2-2 100.0 Game: 24-32 75.0%

Officials: Dick Cartnell, Wally Rutecki, Ryan Wells
Technical fouls: PURDUE-None. BYU-None.
Attendance: 2400

Score by periods table for Purdue vs BYU.

Official Basketball Box Score -- Game Totals -- Final Statistics
BYU vs Utah State
12/02/14 7:00 pm at Logan, Utah (Dee Glen Smith Spectrum)

BYU 91 • 6-2, 0-0 WCC

Box score table for BYU vs Utah State, listing player names, stats, and team totals.

FG % 1st Half: 11-33 33.3% 2nd half: 15-33 45.5% Game: 26-66 39.4%
3FG % 1st Half: 2-9 22.2% 2nd half: 3-16 18.8% Game: 5-25 20.0%
FT % 1st Half: 7-9 77.8% 2nd half: 27-30 90.0% Game: 34-39 87.2%

Utah State 81 • 3-3, 0-0 MW

Box score table for Utah State vs BYU, listing player names, stats, and team totals.

FG % 1st Half: 13-28 46.4% 2nd half: 13-29 44.8% Game: 26-57 45.6%
3FG % 1st Half: 4-8 50.0% 2nd half: 4-8 50.0% Game: 8-16 50.0%
FT % 1st Half: 2-4 50.0% 2nd half: 19-26 73.1% Game: 21-30 70.0%

Officials: R - Mike Reid, U1 - Daron White, U2 - Brett Nansel
Technical fouls: BYU-HAWS, Tyler. Utah State-McGLASTON, Jojo.
Attendance: 10270

Score by periods table for Utah State vs BYU.

Last FG - BYU 2nd-03:17, USU 2nd-00:25.
Largest lead - BYU by 14 2nd-03:17, USU by 5 2nd-19:09.
BYU led for 22:42, USU led for 12:05. Game was tied for 05:13.

Score tied - 6 times.
Lead changed - 11 times.

THE STAT CREW SYSTEM
BYU Combined Team Statistics (as of Dec 10, 2014)
All games

RECORD:	OVERALL	HOME	AWAY	NEUTRAL
ALL GAMES	7-3	4-1	1-0	2-2
CONFERENCE	0-0	0-0	0-0	0-0
NON-CONFERENCE	7-3	4-1	1-0	2-2

#	Player	gp-gs	min	avg	Total		3-Point		F-Throw		Rebounds				pf	dq	a	to	blk	stl	pts	avg
					fg-fga	fg%	3fg-fga	3fg%	ft-fta	ft%	off	def	tot	avg								
03	HAWS, Tyler	10-10	320	32.0	78-157	.497	22-51	.431	65-71	.915	12	31	43	4.3	17	0	21	20	5	8	243	24.3
01	FISCHER, Chase	10-10	276	27.6	46-105	.438	33-79	.418	15-20	.750	2	21	23	2.3	19	0	25	19	1	9	140	14.0
20	WINDER, Anson	10-0	264	26.4	52-94	.553	18-38	.474	16-22	.727	8	34	42	4.2	27	0	21	10	4	14	138	13.8
05	COLLINSWORTH, Kyl	9-9	265	29.4	42-91	.462	4-11	.364	34-47	.723	17	47	64	7.1	21	0	51	32	5	22	122	13.6
35	NEILSON, Isaac	10-1	103	10.3	17-38	.447	3-11	.273	11-16	.688	15	12	27	2.7	15	0	4	4	4	4	48	4.8
23	HALFORD, Skyler	9-1	115	12.8	12-35	.343	6-20	.300	12-12	1.000	2	9	11	1.2	14	0	23	13	0	6	42	4.7
15	TOOLSON, Jake	7-0	65	9.3	9-20	.450	8-15	.533	0-0	.000	2	15	17	2.4	4	0	7	2	0	5	26	3.7
41	WORTHINGTON, Luke	10-9	143	14.3	14-29	.483	0-0	.000	7-13	.538	13	13	26	2.6	27	1	2	8	0	6	35	3.5
44	KAUFUSI, Corbin	9-0	99	11.0	8-18	.444	0-0	.000	13-25	.520	14	14	28	3.1	22	0	1	9	4	2	29	3.2
33	AUSTIN, Nate	10-10	197	19.7	9-18	.500	1-5	.200	11-14	.786	15	41	56	5.6	22	2	9	3	2	7	30	3.0
30	NIXON, Dalton	8-0	63	7.9	10-21	.476	1-6	.167	3-3	1.000	3	9	12	1.5	11	0	7	2	1	1	24	3.0
24	BARTLEY IV, Frank	10-0	67	6.7	7-14	.500	0-5	.000	4-8	.500	3	12	15	1.5	5	0	16	7	2	5	18	1.8
12	SHARP, Josh	8-0	55	6.9	5-7	.714	0-0	.000	2-4	.500	6	4	10	1.3	9	0	2	1	2	3	12	1.5
10	ANDRUS, Ryan	4-0	21	5.3	1-3	.333	0-1	.000	1-2	.500	2	3	5	1.3	1	0	1	1	0	0	3	0.8
02	ELLIS, Jordan	4-0	22	5.5	1-1	1.000	0-0	.000	0-0	.000	0	2	2	0.5	1	0	2	1	0	0	2	0.5
Team											19	10	29				1					
Total.....		10	2075		311-651	.478	96-242	.397	194-257	.755	133	277	410	41.0	215	3	192	133	30	92	912	91.2
Opponents.....		10	2075		255-601	.424	70-202	.347	176-250	.704	106	240	346	34.6	214	3	125	165	45	74	756	75.6

TEAM STATISTICS	BYU	OPP	Date	Opponent	Score	Att.	
SCORING	912	756	11/14/14	LONG BEACH STATE	w	95-90	16778
Points per game	91.2	75.6	11/18/14	ARKANSAS-LITTLE ROCK	w	91-62	12469
Scoring margin	+15.6	-	11/19/14	SOUTHERN VIRGINIA	w	101-48	13099
FIELD GOALS-ATT	311-651	255-601	11-24-14	vs SAN DIEGO STATE	Lo2	87-92	2400
Field goal pct	.478	.424	11-25-14	vs Chaminade	w	121-85	2400
3 POINT FG-ATT	96-242	70-202	11-26-14	vs PURDUE	Lot	85-87	2400
3-pt FG pct	.397	.347	11/29/14	EASTERN KENTUCKY	w	90-76	16770
3-pt FG made per game	9.6	7.0	12/02/14	at Utah State	w	91-81	10270
FREE THROWS-ATT	194-257	176-250	12/06/14	vs Hawaii	w	90-70	13623
Free throw pct	.755	.704	12/10/14	UTAH	L	61-65	20900
F-Throws made per game	19.4	17.6					
REBOUNDS	410	346					
Rebounds per game	41.0	34.6					
Rebounding margin	+6.4	-					
ASSISTS	192	125					
Assists per game	19.2	12.5					
TURNOVERS	133	165					
Turnovers per game	13.3	16.5					
Turnover margin	+3.2	-					
Assist/turnover ratio	1.4	0.8					
STEALS	92	74					
Steals per game	9.2	7.4					
BLOCKS	30	45					
Blocks per game	3.0	4.5					
ATTENDANCE	80016	31093					
Home games-Avg/Game	5-16003	1-10270					
Neutral site-Avg/Game	-	4-5206					

* - Conference game

Score by Periods	1st	2nd	OT	OT2	Totals
BYU	397	491	13	11	912
Opponents	343	382	15	16	756