

# **BASKETBALL**

Kyle Chilton, BYU Athletic Communications | O: (801) 422-4909 | C: (801) 372-2080 | kyle\_chilton@byu.edu | facebook.com/byubasketball, @byubasketball

## BYU 2012-13 SCHEDULE

O24	Wed	Cougar Tipoff (Exh)	84-70
O26	Fri	SE Okla. State (Exh-BYUtv)	W, 103-57
N3	Sat	Findlay (Exh-BYUtv)	W, 90-61
N9	Fri	Tennessee State# (BYUtv)	7 p.m.
N13	Tue	Georgia State# (BYUtv)	7 p.m.
N16	Fri	vs. Florida State# (truTV)	7 p.m.
N17	Sat	vs. Notre Dame/Saint Joseph's# (truTV)	
N21	Wed	UT-San Antonio (BYUtv)	7 p.m.
N24	Sat	Cal State Northridge (BYUtv)	7 p.m.
N28	Wed	vs. Montana^ (BYUtv)	7 p.m.
D1	Sat	at Iowa State (TBA)	1 p.m.
D5	Wed	Utah State (BYUtv)	7 p.m.
D8	Sat	Utah (BYUtv)	7 p.m.
D15	Sat	at Weber State (TBA)	7 p.m.
D18	Tue	Eastern New Mexico (BYUtv)	7 p.m.
D21	Fri	at Baylor (ESPN2)	8 p.m.
D27	Thu	Northern Arizona (BYUtv)	7 p.m.
D29	Sat	vs. Virginia Tech^ (ESPNU)	12 p.m.
J3	Thu	Loyola Marymount* (BYUtv)	7 p.m.
J5	Sat	at San Francisco* (TBA)	TBA
J10	Thu	Pepperdine* (BYUtv)	7 p.m.
J12	Sat	at Santa Clara* (TWC)	TBA
J16	Wed	Saint Mary's* (ESPNU)	9 p.m.
J19	Sat	San Diego* (BYUtv)	7 p.m.
J24	Thu	at Gonzaga* (ESPN2)	8 p.m.
J26	Sat	at Portland* (ESPNU)	7:30 p.m.
J31	Thu	at Pepperdine* (TWC)	7 p.m.
F2	Sat	Santa Clara* (BYUtv)	7 p.m.
F7	Thu	at San Diego* (TBA)	TBA
F9	Sat	San Francisco* (BYUtv)	7 p.m.
F16	Sat	Portland* (BYUtv)	7 p.m.
F21	Thu	at Saint Mary's* (ESPN2)	8 p.m.
F28	Thu	Gonzaga* (ESPN2)	9 p.m.
M2	Sat	at Loyola Marymount* (ESPNU)	8 p.m.

All times local to site

# Coaches vs. Cancer Classic

^ at EnergySolutions Arena

\* Conference game



## TENNESSEE ST. (0-0, 0-0 OVC) TIGERS

Head Coach: ..... Travis Williams  
Alma Mater: ..... Georgia State, 1995  
Career Record: ..... 0-0 (1st)  
Record at Tennessee St.: ..... Same

## GAME INFORMATION

TV: ..... BYUtv  
TV Talent: ... Dave McCann (play-by-play)  
..... Steve Cleveland (analyst)  
..... Robbie Bullough (sideline)  
Live Video: ..... BYUtvsports.com  
Radio: ..... KSL 102.7 FM / 1160 AM  
..... BYU Radio - Sirius XM 143  
Radio Talent: . Greg Wrubell (play-by-play)  
..... Mark Durrant (analyst)  
Live Audio: ..... KSL.com  
Live Stats: ..... BYUcougars.com

## SERIES INFORMATION

First Meeting ..... 0-0  
Last Meeting .....  
H/A/N ..... 0-0/0-0/0-0



## BYU (0-0, 0-0 WCC) COUGARS

Head Coach: ..... Dave Rose  
Alma Mater: ..... Houston, 1983  
Career Record: ..... 185-54 (8th)  
Record at BYU: ..... Same

## BYU STORYLINES

- Under the direction of Dave Rose, BYU basketball has won 25-plus games and reached the NCAA Tournament in each of the last six seasons. Both streaks are program records.
- Last season BYU finished 26-9 overall and 12-4 in the WCC. The Cougars received an at-large invitation to the NCAA Tournament where BYU recorded the largest comeback in the tournament's history by overcoming a 25-point deficit to defeat Iona 78-72 in the First Four. The Cougars were eliminated by Marquette in the second round. BYU has won a tournament game in three-straight seasons, a program record.

## BYU'S PROJECTED STARTING LINEUP



### #10 | Matt Carlino

Guard  
6-2 | 175 | So.  
Scottsdale, Ariz.  
Bloomington South HS

GP/GS	MPG	Pts	Reb	Ast	Stl	FG%	3PT%	FT%
25/24	30.9	12.2	3.0	4.6	1.4	.401	.331	.759

**Last Game:** Totaled 6 points, 6 assists and 2 rebounds in BYU's 90-61 exhibition win over Findlay

**Notes:** In BYU's two exhibition games averaged 5.0 points, 7.0 assists and 1.0 steals



### #13 | Brock Zylstra

Guard  
6-6 | 210 | Sr.  
La Verne, Calif.  
Bonita HS

GP/GS	MPG	Pts	Reb	Ast	Stl	FG%	3PT%	FT%
34/28	28.2	8.3	4.3	1.9	1.2	.455	.376	.644

**Last Game:** Posted 14 points on 4 of 7 shooting from the field and 5 of 5 shooting from the free throw line in BYU's 90-61 exhibition win over Findlay

**Notes:** In BYU's two exhibition games averaged 15.5 points and 4.5 rebounds while shooting .550 from the field, .500 from three and 1.000 from the free throw line



### #3 | Tyler Haws

Guard  
6-5 | 200 | So.  
Alpine, Utah  
Lone Peak HS

GP/GS	MPG	Pts	Reb	Ast	Stl	FG%	3PT%	FT%
35/33	26.4	11.3	4.2	1.5	0.7	.498	.368	.917

**Last Game:** Scored a game-high 19 points and added 6 boards in BYU's 90-61 exhibition win over Findlay

**Notes:** In BYU's two exhibition games averaged 17.0 points, 5.0 rebounds and 2.5 assists while shooting .478 from the field, .600 from three and 1.000 from the free throw line



### #33 | Nate Austin

Forward  
6-11 | 230 | So.  
Alpine, Utah  
Lone Peak HS

GP/GS	MPG	Pts	Reb	Ast	Blk	FG%	3PT%	FT%
35/1	12.9	4.1	3.8	0.5	0.4	.542	.304	.513

**Last Game:** Posted 7 points, 3 rebounds 2 assists and 1 steal in BYU's 90-61 exhibition win over Findlay

**Notes:** Averaged 5.5 points and 3.0 rebounds and shot .667 from the field and 1.000 from the free throw line in BYU's two exhibition games



### #0 | Brandon Davies

Forward  
6-9 | 235 | Sr.  
Provo, Utah  
Provo HS

GP/GS	MPG	Pts	Reb	Ast	Stl	FG%	3PT%	FT%
35/35	28.8	15.2	7.7	2.1	1.5	.516	.333	.662

**Last Game:** Posted a double-double with 14 points and 13 rebounds and added 3 assists and 2 blocks in BYU's 90-61 exhibition win over Findlay

**Notes:** Named preseason All-WCC and to Wooden Award Preseason Top 50 ... averaged team highs of 19.5 points and 9.5 rebounds in BYU's two exhibition games

## OFF THE BENCH

No.	Name	Pos.	Ht.	Wt.	Yr.	Pts.*	Reb.*	Hometown (Previous School)	Notes
1	Raul Delgado	G	6-2	195	Jr.	9.0	1.5	Chihuahua, Mexico (Western Neb. CC)	Averaged 9.0 points, 2.0 assists and made 4 threes in BYU's 2 exhibitions
2	Craig Cusick	G	6-2	185	Sr.	8.5	2.0	Orem, Utah (Utah)	Hit 4 of 6 threes vs. Findlay ... averaged 8.5 points in BYU's 2 exhibitions
5	Agustin Ambrosino	F	6-8	225	Jr.	2.5	6.0	Cordoba, Argentina (Salt Lake CC)	In BYU's 2 exhibitions averaged 2.5 points, 6.0 rebounds and 1.0 assists
12	Josh Sharp	F	6-7	185	So.	5.5	6.0	Highland, Utah (Utah)	Averaged 5.5 points and 6.0 boards (4.0 offensive rebounds) in 2 exhibitions
20	Anson Winder	G	6-3	195	So.	—	—	Las Vegas, Nev. (Bishop Gorman HS)	DNP in exhibitions - sprained ankle ... averaged 4.3 points last season
23	Cory Calvert	G	6-3	185	Fr.	5.0	2.0	Parker, Colo. (Chaparral HS)	Averaged 5.0 points, 3.0 assists and 2.0 rebounds in 2 exhibitions games
30	Cooper Ainge	G	6-0	175	Fr.	—	—	Wellesley, Mass. (Wellesley HS)	13.8 ppg, 4.8 rpg, 4.0 apg at WHS ... did not play in BYU's 2 exhibitions
42	Ian Harward	C	6-11	215	Fr.	3.5	3.0	Orem, Utah (Orem HS)	Redshirted in 2011-12 ... averaged 3.5 points, 3.0 boards in 2 exhibitions

\*Averages from BYU's two exhibition games

**BYU VS. TENNESSEE STATE**

Overall Series Record: First meeting  
 BYU Record in Provo: First meeting  
 BYU Record at Tennessee State: First meeting  
 BYU Record at Neutral Sites: First meeting  
 BYU Record under Dave Rose: First meeting

**Last 10 games vs. Tennessee State**

First meeting

**Tennessee State's projected starting lineup**

No.	Name	Ht.	Pos.	Ppg	Rpg
2	Patrick Miller	6-1	G	10.8	3.6
45	Jordan Cyphers	6-4	G	8.0	1.7
4	M.J. Rhett	6-8	F	3.9	4.5
1	Kellen Thornton	6-8	F	9.1	4.5
33	Robert Covington	6-9	F	17.8	7.9

BYU*	CATEGORY	TSU*
26-9, 12-4	W-L	20-13
7-3	Last 10	7-3
3-2	Last 5	2-3
77.9	PPG	68.2
67.4	Opp PPG	66.6
+10.5	Margin	+1.6
.465	FG%	.437
.414	FG% Def	.441
.343	3FG%	.346
6.7	3FG/Game	6.2
.312	Opp 3FG%	.356
.700	FT%	.689
38.5	RPG	34.2
34.7	Opp RPG	31.8
+3.8	Margin	+2
17.1	Assist/Game	12.6
13.5	TO/Game	15.0
15.8	Opp TO/Game	15.8
+2.3	Margin	+0.8
8.5	Steals/Game	7.5
4.4	Blocks/Game	3.4

\*Stats from 2011-12 season

**BY THE NUMBERS****2**

The Cougars' six-consecutive 25-win campaigns currently represent the second-longest streak in the nation (Kansas - 7, BYU - 6, Duke - 5, Gonzaga - 5, Saint Mary's - 5). BYU's seven-straight 20-win seasons is tied for the fifth-longest streak nationally (Kansas - 23, Syracuse - 15, North Carolina - 8, Ohio State - 8, BYU - 7, San Diego State - 7).

**6**

The Cougars have won 25-plus games and advanced to the NCAA Tournament in each of the last six seasons. Both are program records.

**48**

Tyler Haws ended his freshman year by making his final 48 free throw attempts, a BYU record for charity-stripe shots without a miss. His last miss was at home against Air Force on Feb. 13, 2010. He'll have a chance to keep the streak going when the season opens on Nov. 9 at home against Tennessee State.

**185**

Dave Rose (2005 to present) is second all-time in BYU basketball history with 185 career victories, behind only the great Stan Watts, who coached the Cougars to 371 wins from 1949 to 1972.

**1,043**

Last season Brandon Davies became the 44th Cougar to score 1,000 career points and by the end of the season had climbed to 42nd all-time. With a strong 2012-13 campaign, Davies will have a chance to climb into top 15 and possibly top 10 of BYU's all-time scoring leaders.

**What BYU returns in 2012-13**

The 2012-13 roster returns more in every statistical category except blocks than the 2011-12 roster returned from the previous season. Also notable is that the numbers entering 2012-13 do not include Tyler Haws's freshman season, when he totaled 397 points, 146 rebounds, 54 assists, five blocks, 26 steals and made 25 3-pointers in 2009-10.

**Statistic**

Returning points	Entering 2012-13	Entering 2011-12
66.1% (1,552 of 2,327 points)	66.1% (1,552 of 2,327 points)	66.1% (1,552 of 2,327 points)
63.1% (147 of 233 3-point FGs)	63.1% (147 of 233 3-point FGs)	63.1% (147 of 233 3-point FGs)
66.1% (890 of 1,347 rebounds)	66.1% (890 of 1,347 rebounds)	66.1% (890 of 1,347 rebounds)
69.1% (414 of 599 assists)	69.1% (414 of 599 assists)	69.1% (414 of 599 assists)
53.2% (82 of 154 blocks)	53.2% (82 of 154 blocks)	53.2% (82 of 154 blocks)
68.9% (204 of 296 steals)	68.9% (204 of 296 steals)	68.9% (204 of 296 steals)
63.4% (4,439 of 7,000 minutes)	63.4% (4,439 of 7,000 minutes)	63.4% (4,439 of 7,000 minutes)

**REGULAR SEASON TOURNAMENT SUCCESS**

With a second-place finish in the Chicago Invitational Challenge last season, Dave Rose has finished first in four regular season tournaments and second in two. Under Rose, BYU is 20-2 in regular season tournaments. This season BYU plays in the 2012 Coaches vs. Cancer Classic. The first two games will be held at the Marriott Center on Nov. 9 and 13 with the next two being held at the Barclays Center in Brooklyn, N.Y., on Nov. 16 and 17.

**2006-07 BYU Holiday Classic**

Liberty	73	59	W	H
Oral Roberts	72	62	W	H
Seton Hall	77	68	W	H

**2009-10 Las Vegas Classic**

Wagner	77	61	W	H
Eastern Washington	91	34	W	H
Nevada	110	104	W	N
Nebraska	88	66	W	N

**2007-08 Las Vegas Invitational**

Jackson State	100	61	W	H
Hartford	97	73	W	H
No. 6 Louisville	78	76	W	N
No. 1 North Carolina	63	73	L	N

**2010-11 South Padre Island Invitational**

Chicago State	109	60	W	H
Mississippi Valley State	83	36	W	H
South Florida (2OT)	77	75	W	N
Saint Mary's	74	73	W	N

**2008-09 Basketball Travelers Invitational**

North Florida	74	41	W	H
Rice	83	52	W	H
Cal Poly	76	64	W	H

**2011-12 Chicago Invitational Challenge**

Longwood	92	60	W	H
Prairie View A&M	90	51	W	H
Nevada	76	55	W	N
Wisconsin	56	73	L	N

**LAST TIME OUT – COUGARS DEFEAT FINDLAY IN FINAL EXHIBITION**

PROVO, Utah – Tyler Haws scored 19 points and Brandon Davies had a double-double Saturday as the BYU men's basketball team defeated Findlay 90-61 in the Marriott Center. The Cougars finish the exhibition season with a 2-0 record.

Four BYU players scored in double figures including Haws (19), Davies (14), Craig Cusick (12) and Brock Zylstra (14). Every player that dressed scored and recorded at least one rebound.

Davies, who finished with 14 points and 13 rebounds, got started early by dunking the ball home for the first points of the game. Haws made a couple mid-range jumpers in a row to put the Cougars up 10-3 early.

After Findlay used a 9-2 run to tie the game at 12, Craig Cusick and Davies scored back-to-back three-point plays to spark a 15-2 run that put BYU ahead 27-14 at the 8:08 mark in the first half.

Cusick was a spark off the bench for the home team, hitting a trio of three-pointers in the first half. He finished the game 4 for 6 from downtown with 12 points. Cusick also showed some hustle, diving to save a ball from rolling out of bounds, which led to a layup for Davies in the first half.

Josh Sharp provided another lift for the Cougars, grabbing five offensive rebounds in the game. He finished the night with six points and seven rebounds in 20 minutes.

The home team entered the second half with a 40-24 lead. On the first possession of the half, Cusick hit his fourth 3-pointer of the night. A jumper by Haws followed and put the Cougars up by 20.

During one stretch, newcomer Raul Delgado scored or assisted on four-straight possessions. It was part of a 17-4 run that put the Cougars ahead 62-33 with 11:13 to go in the game. BYU shot 45.5 percent (5 of 11) from behind the arc in the second half and made nine three-pointers in the game.

After getting fouled on a reverse layup, Brock Zylstra completed a three-point play to put BYU up by 30 at 72-42 with 7:29 to play. Zylstra finished the night with 14 points, all in the second half.

## QUICK FACTS

### University Information

Location: Provo, Utah 84602  
 Elevation: 4,553 feet  
 Enrollment: 32,955 (Daytime)  
 Founded: October 15, 1875  
 Owned: The Church of Jesus Christ of Latter-day Saints  
 Nickname: Cougars  
 Mascot: Cosmo  
 Colors: Blue and White  
 Arena (capacity): Marriott Center (21,000)  
 Conference: West Coast Conference  
 President: Cecil O. Samuelson (Utah, 1966)  
 Athletic Director: Tom Holmoe (BYU, 1983)  
 Athletic Website: BYUCougars.com  
 Tickets: (801) 422-BYU1 or (800) 322-BYU1

### 2012-13 Preview

Lettermen Returning/Lost: 8/6  
 Newcomers: 4  
 Returning Redshirt Freshmen: 2  
 Starters Returning/Lost: 4/2\*  
 Returning Points: 56.9% (1,552 of 2,727 points)  
 Returning Rebounds: 66.1% (890 of 1,347 rebounds)  
 Returning Assists: 69.1% (414 of 599 assists)  
 Returning Blocks: 53.2% (82 of 154 blocks)  
 Returning Minutes: 63.4% (4,439 of 7,000 minutes)  
 \*Includes Tyler Haws, who started as a freshman

### 2011-12 Review

Overall Record: 26-9  
 Conference Record/Finish: 12-4 (3rd)  
 2012 Postseason: (1-1) Lost, NCAA Second Round  
 (Louisville) vs. Marquette, 68-88  
 2012 Final National Ranking: NR/NR

### BYU Coaching Staff

Head Coach: Dave Rose  
 Alma Mater (year): Houston (1983)  
 Record at School (years): 185-54 (8th year)  
 Career Division I Record (years): same  
 Basketball Office Fax: (801) 422-5965  
 Assistant Coaches (Alma Mater, year)  
   Terry Nashif (BYU, 2005)  
   Tim LaComb (Utah, 2006)  
   Mark Pope (Kentucky, 1996)  
 Dir. of Basketball Operations: Mike Hall (BYU, 2005)  
 Coord. of Player Development: Garrett Faucette (BYU, 2008)

### BYU History

First Year of Basketball: 1903  
 Overall All-Time Record: 1666-1014 (.622)  
 Winning Seasons: 85 (last 2012)  
 Regular Season Conf. Championships: 29 (last 2011)  
 Postseason Appearances (record): 37 (26-37)  
 Total NCAA Appearances (record): 27 (15-29)  
 Last NCAA Appearance: 2012  
   First Round: W vs. No. 14 seed Iona, 78-72  
   Second Round: L vs. No. 3 seed Marquette, 68-88  
 Total NIT Appearances (Record): 10 (12-8)  
 Last NIT Appearance: 2006  
 Result: (0-1) lost at Houston, 77-67

## 2012-13 STORYLINES AND NOTES

### Roster notes

BYU coach Dave Rose announced on Nov. 7 that freshman Cooper Ainge will redshirt this season. Ainge is the son of BYU-great Danny Ainge and prepped at Wellesley High School in Wellesley, Mass. Earlier this fall it was announced that injuries ended the careers of two former Cougars, Chris Collinsworth and Stephen Rogers. Collinsworth had battled knee injuries for two years but was preparing to return to the court before it was discovered he needed microfracture surgery on his left ankle. Rogers tore the meniscus in his right knee last season and had surgery in December 2011 and April 2012. The knee did not respond to treatment and continued to swell and give Rogers pain, preventing him from returning to full activity with the team.

### Dave Rose

BYU head coach Dave Rose has led BYU to its most successful seven-year run since taking over in 2005. His career record of 185-54 ranks him second in BYU history in total victories and first in winning percentage (.774). Rose has been named conference coach of the year three times, district coach of the year twice, led the Cougars to four conference titles, six NCAA Tournament appearances and six 25-win seasons. In 2010 he led BYU to its first NCAA Tournament win in 17 years and the Cougars have also won at least one tournament game in the two seasons since, including a trip to the Sweet 16 in 2011.

### Rose vs. the state

BYU basketball coach Dave Rose has compiled a record of 24-6 vs. instate opponents since taking over in 2005-06. He has the best winning percentage (.800) of any coach vs. instate teams during that time and the second-most wins (Utah State's Stew Morrill is 25-8 vs. instate teams since 2005-06 for a .758 winning percentage). BYU hosts Utah State and Utah on Dec. 5 and 8, respectively, and plays at Weber State on Dec. 15.

Rose vs.	W	L	Rose vs.	W	L
Utah	11	3	Weber State	7	0
Utah State	3	3	Southern Utah	3	0

### Rose among the nation's best

Dave Rose is fourth in career winning percentage among active NCAA Division I head coaches.

Coach	Yrs.	W	L	Pct.	Coach	Yrs.	W	L	Pct.
1. Roy Williams	24	675	169	.800	6. Mike Krzyzewski	37	927	291	.761
2. Mark Few	13	342	90	.792	7. Bo Ryan	28	651	204	.761
3. John Calipari	20	543	153	.780	8. Jamie Dixon	9	238	77	.756
4. <b>Dave Rose</b>	7	185	54	.774	9. Bill Self	19	476	158	.751
5. Thad Matta	12	323	96	.771	10. Jim Boeheim	36	890	304	.745

### Rose in season and home openers

Under Dave Rose, BYU basketball is 4-3 in season openers and 6-1 in home openers. After dropping his first two season openers in 2005 and 2006, Rose led BYU to four-straight season-opening wins before falling 69-62 at Utah State last season. Rose lost his first home opener (also the season opener in 2005) but has since won the last six home openers.

### Return of Tyler Haws

The 2012-13 season marks the return of sophomore guard Tyler Haws, who spent the last two years serving a mission for The Church of Jesus Christ of Latter-day Saints in the Philippines. As a freshman in 2009-10 he averaged 11.3 points and 4.2 rebounds while shooting .498 from the field, .368 from three and .917 from the free throw line. Haws earned third-team All-MWC honors on a BYU team that went 30-6 and advanced to the second round of the NCAA Tournament. He also owns a BYU-record streak of 48 free throw attempts without a miss that is still current.

### Davies' double-doubles and one of everything

Brandon Davies posted nine double-doubles in 2011-12, the most by a BYU player since Rafael Araujo had 16 in 2003-04. The nine double-doubles also include BYU's first 20-20 game since 1975 when he posted 21 points and 22 rebounds vs. San Diego. He also became the second Cougar in history to average at least one of everything (points, rebounds, assists, steals and blocks). Davies averaged 15.2 points, 7.7 rebounds, 2.1 assists, 1.3 blocks and 1.5 steals. Russell Larson was the only other BYU player to produce a 'one of everything' season and did so twice, in 1993-94 and 1994-95 (blocks and steals were not tracked until the 1977-78 season).

### Getting in the way

Last season Brandon Davies made the opposition pay when they drove to the basket. He took 31 charges in 2011-12, including a season-best four at Utah State. Nate Austin took his fair share of charges as well with a total of 29. He took three charges in games against Longwood, Buffalo and Saint Mary's.

### BYU's newcomers

This season's roster includes four newcomers and one returning redshirt freshman. The newcomers include Cooper Ainge (son of BYU legend Danny Ainge and brother of former Cougar point guard Austin Ainge), Agustin Ambrosino (transfer from Salt Lake Community College), Cory Calvert (2012 5A MVP in the state of Colorado) and Raul Delgado (transfer from Western Nebraska Community College). The returning redshirt freshman is Ian Harward (redshirt in 2011-12). Here are some of the highlights for the newcomers.

- Ainge averaged 13.8 points, 4.8 boards, 4.0 assists and 1.8 steals per game as a senior at Wellesley High
- Ambrosino averaged 9.6 points and 5.3 boards while shooting .498 from the field and .438 from three for a Salt Lake Community College team that went 22-9 in 2011-12
- Calvert led Chaparral High School to the 2012 5A state title, a 25-3 record and was named the 5A MVP and all-state while averaging 22.3 points, 6.0 rebounds and 5.1 assists
- Delgado led WNCC to a 26-7 record, was named the Nebraska JC MVP and averaged 18.3 points, 3.2 rebounds and 1.8 steals per game while shooting .485 from the field and .433 from three

## HONORS CANDIDATES

**Brandon Davies • All-America Candidate**

- Earned a spot on the Wooden Award Preseason Top 50
- Named preseason All-WCC
- Named to the 2012 All-West Coast Conference Team and NABC All-District 9 Second Team
- WCC Player of the Week for Feb. 6, averaging 16.5 points, 9.0 rebounds and 4.5 steals
- WCC Player of the Week for Jan. 2, averaging 21.0 points and 14.0 boards with two double-doubles
- Was 4th in the WCC in scoring and rebounding, 3rd in blocks and 8th in steals
- Ranked 175th in the NCAA in scoring, 56th in field goal percentage, 112th in rebounds, 147th in blocks and 207th in steals
- Started every game, scored in double figures 29 times, led team in scoring 11 times, rebounding 16 times, posted nine double-doubles
- 2011-12 steal and block totals rank among the top 10 in a single season at BYU, the only player in the top 10 in both categories
- Averaged 15.2 points, 7.7 rebounds, 2.1 assists, 1.5 steals and 1.3 blocks and shot .516 from the field and .662 from the free throw line

**Matt Carlino • All-WCC Candidate**

- Named All-WCC Honorable Mention and to the WCC All-Freshman Team in 2012
- Averaged 12.2 points, 4.6 assists, 3.0 rebounds and 1.4 steals and started in 24 of 25 games played
- Posted season highs of 30 points, 7 rebounds, 11 assists and 4 steals
- In league games was 14th in scoring, 4th in assists, T-9th in steals, T-12th in 3-point FGs and 3rd in assist/turnover ratio
- Had 3-plus threes 7 times, 3-plus steals 6 times and 20-plus points 3 times
- Scored in double figures in 15 games and led the team in scoring 4 times and assists 16 times
- Posted BYU's only 30-point game of the season with 30 points on 13 of 19 shooting, including the game-winner, at San Francisco

**Tyler Haws • All-WCC Candidate**

- Named to All-MWC Third Team, Academic All-MWC and the HoopTV Las Vegas Classic All-Tournament Team in 2009-10
- Named Male Rookie of the Year at the Y Awards and was named team's Most Inspirational Player at the team banquet
- Averaged 11.3 points and 4.2 rebounds and shot .498 from the field, .368 from three and .917 from the free throw line — a school record and the fourth-best percentage in NCAA history for a freshman
- Posted season highs of 24 points, 11 rebounds, 6 assists, 4 steals and 2 blocks
- Was 15th in the MWC in scoring, 20th in rebounding and 1st in free throw percentage and 4th in the NCAA in free throw percentage
- Set a BYU record by making 48-consecutive free throws
- Scored in double figures 21 times, had 20-plus points 4 times and posted 2 double-doubles while leading the team in scoring 5 times, rebounds 8 times and assists 3 times

## 2012-13 BYU STARTING LINEUPS

Opponent	(1)	(2)	(3)	(4)	(5)
Tennessee State					
Georgia State					
vs. Florida State					
vs. UND/St. Joseph's					
UTSA					
Cal State Northridge					
vs. Montana					
at Iowa State					
Utah State					
Utah					
at Weber State					
Eastern New Mexico					
at Baylor					
Northern Arizona					
vs. Virginia Tech					
Loyola Marymount					
at San Francisco					
Pepperdine					
at Santa Clara					
Saint Mary's					
San Diego					
at Gonzaga					
at Portland					
at Pepperdine					
Santa Clara					
at San Diego					
San Francisco					
Portland					
at Saint Mary's					
Gonzaga					
Loyola Marymount					
Won-Loss Records	(1)	(2)	(3)	(4)	(5)
0-0					

## GAMES PLAYED

	2012-13	Career
Brandon Davies	0 (0-0)	99 (83-16)
Agustin Ambrosino	0 (0-0)	83 (67-16)
Tyler Haws	0 (0-0)	35 (30-5)
Craig Cusick	0 (0-0)	35 (26-9)
Nate Austin	0 (0-0)	35 (26-9)
Anson Winder	0 (0-0)	34 (26-8)
Josh Sharp	0 (0-0)	28 (20-8)
Matt Carlino	0 (0-0)	25 (18-7)

## GAMES STARTED

	2012-13	Career
Brandon Davies	0 (0-0)	62 (50-12)
Tyler Haws	0 (0-0)	33 (28-5)
Brock Zylstra	0 (0-0)	28 (20-8)
Anson Winder	0 (0-0)	15 (12-3)
Craig Cusick	0 (0-0)	3 (2-1)
Nate Austin	0 (0-0)	1 (1-0)

## STREAKS

Streak	12-13	Overall
Current won/loss streak	—	1 loss
At home	—	3 wins
On the road	—	1 loss
On a neutral floor	—	1 loss
At home vs. Nonconference	—	3 wins
At home vs. WCC	—	3 wins
On the road vs. Nonconference	—	2 wins
On the road vs. WCC	—	1 loss
On a neutral floor vs. Nonconf.	—	1 loss
On a neutral floor vs. WCC	—	1 loss
At regular season tournament	—	1 loss
At WCC Tournament	—	1 loss
NCAA Tournament	—	1 loss
At NIT	—	2 losses
Games with a 3-point make	—	510



## BYU'S RECORD WHEN ...

Venue	2012-13	Under Rose
Overall	0-0	185-54
Home	0-0	102-8
Away	0-0	56-30
Neutral	0-0	27-16
Lead at the half/end of game...	2012-13	Under Rose
BYU leads at the half	0-0	157-15
Opponent leads at the half	0-0	23-35
Score tied at the half	0-0	5-4
BYU leads w/5 min left	0-0	175-5
Opponent leads w/5 min left	0-0	8-48
Score tied w/5 min left	0-0	2-1
BYU leads w/1 min left	0-0	180-0
Opponent leads w/1 min left	0-0	3-51
Score tied w/1 min left	0-0	2-3
Game goes into overtime	0-0	6-3
BYU scores...	2012-13	Under Rose
100-plus points	0-0	9-0
90-99 points	0-0	30-0
80-89 points	0-0	57-6
70-79 points	0-0	69-19
60-69 points	0-0	17-24
60 or less points	0-0	3-5
Opponent scores...	2012-13	Under Rose
90 or more points	0-0	3-5
80-89 points	0-0	9-19
70-79 points	0-0	31-25
60-69 points	0-0	82-5
50-59 points	0-0	42-0
50 or less points	0-0	18-0
BYU double figure scorers	2012-13	Under Rose
One player in double figures	0-0	1-4
Two players in double figures	0-0	22-14
Three players in double figures	0-0	68-25
Four players in double figures	0-0	63-10
Five players in double figures	0-0	25-1
Six players in double figures	0-0	6-0
Shooting and rebounding	2012-13	Under Rose
BYU shoots 50% or better	0-0	81-7
Opponent shoots 50% or better	0-0	12-21
BYU outshoots opponent	0-0	151-10
Opponent outshoots BYU	0-0	33-42
Teams shoot equal FG%	0-0	1-2
BYU outrebounds opponent	0-0	140-13
Opponent outrebounds BYU	0-0	37-38
BYU, opponent tie in rebounds	0-0	8-3
Wins, losses and rest	2012-13	Under Rose
Coming off a win	0-0	140-45
Coming off a loss	0-0	45-9
Two-plus days between games	0-0	162-43
One day between games	0-0	14-2
Playing the next day	0-0	9-9
Days	2012-13	Under Rose
Monday	0-0	2-0
Tuesday	0-0	28-3
Wednesday	0-0	45-10
Thursday	0-0	17-11
Friday	0-0	20-4
Saturday	0-0	73-26

## BYU'S RECORD WHEN ...

On television	2012-13	Under Rose
All games on TV	0-0	149-49
On BYUtv	0-0	36-4
On ESPN	0-0	0-1
On ESPN2	0-0	2-6
On ESPNU	0-0	5-1
On truTV	0-0	1-0
On CBS	0-0	4-5
Top 25	2012-13	Under Rose
Vs. top 25 opponent	0-0	8-16
As a top 25 team	0-0	57-16
Months	2012-13	Under Rose
November	0-0	33-6
December	0-0	44-11
January	0-0	42-15
February	0-0	42-7
March	0-0	24-15
Margin of victory/defeat	2012-13	Under Rose
1-4 points	0-0	16-12
5-9 points	0-0	35-13
10-15 points	0-0	47-17
16-19 points	0-0	19-10
20-29 points	0-0	42-2
30-39 points	0-0	16-0
40-49 points	0-0	6-0
50+ points	0-0	4-0

## DUNKS

	2012-13	Career
Brandon Davies	—	58
Nate Austin	—	4
Brock Zylstra	—	2
Josh Sharp	—	1
Anson Winder	—	1
BYU	—	
Opponents	—	

## FREE THROW STREAKS

Haws	48	2/13/10 - current
Carlino	6	3/3/12 - current
Austin	5	2/2/12 - current
Zylstra	5	3/13/12 - current
Cusick	2	3/13/12 - current
Davies	1	3/15/12 - current
Sharp	1	2/11/12 - current

## LATE GAME FREE THROWS

Time	2012-13	Under Rose
5:00-2:00	0-0 (.000)	433-602 (.719)
2:00-0:00	0-0 (.000)	565-742 (.761)
5:00-0:00	0-0 (.000)	998-1344 (.743)

Senior forward Brandon Davies



Sophomore guard Tyler Haws



## 2011-12 SCORING BY HALF (BYU-OPPONENT)

Opponent	1st half	Margin	FG %	2nd half	Margin	FG %	OT	Margin	FG %	Final	Margin	FG %
at Utah State	28-30	-2	50.0-47.6	34-39	-5	44.0-44.4	—	—	—	62-69	-7	46.8-45.8
BYU-Hawaii	40-17	+23	50.0-19.4	33-35	-2	47.8-40.5	—	—	—	73-52	+21	49.1-30.9
Longwood	35-29	+6	44.0-39.3	57-31	+26	63.6-42.9	—	—	—	92-60	+32	55.2-41.1
Prairie View A&M	34-25	+9	43.5-32.3	56-26	+30	67.9-26.3	—	—	—	90-51	+39	56.9-29.0
vs. Nevada	34-27	+7	46.7-34.5	42-28	+14	63.0-40.7	—	—	—	76-55	+21	54.4-37.5
vs. Wisconsin	32-34	-2	50.0-42.9	24-39	-15	36.0-60.0	—	—	—	56-73	-17	43.1-50.9
vs. Northern Arizona	44-21	+23	48.5-33.3	43-31	+12	54.5-41.4	—	—	—	87-52	+35	51.5-37.7
vs. Oregon	38-31	+7	37.8-41.7	41-34	+7	41.2-36.4	—	—	—	79-65	+14	39.4-38.6
Weber State	47-34	+13	40.9-32.4	47-32	+15	63.6-34.5	—	—	—	94-66	+28	50.6-33.3
at Utah	25-17	+8	26.9-18.2	36-25	+11	52.2-33.3	—	—	—	61-42	+19	38.8-26.9
Baylor	42-38	+4	45.7-46.4	41-48	-7	48.5-54.3	—	—	—	83-86	-3	47.1-50.8
Buffalo	47-39	+8	51.4-53.8	46-39	+7	55.2-52.8	—	—	—	93-78	+15	53.1-52.8
UC Santa Barbara	38-32	+6	48.6-50.0	51-43	+8	47.8-50.0	—	—	—	89-75	+14	48.3-50.0
Cal State San Marcos	32-23	+9	44.8-34.5	47-28	+19	54.5-38.5	—	—	—	79-51	+28	50.0-36.4
at Saint Mary's	43-53	-10	54.3-57.1	39-45	-6	42.4-53.6	—	—	—	82-98	-16	48.5-55.4
San Diego	34-24	+10	38.7-22.2	54-28	+26	60.7-23.5	—	—	—	88-52	+36	49.2-23.0
at Loyola Marymount	34-34	0	35.1-37.5	39-31	+8	53.8-31.4	—	—	—	73-65	+8	42.9-34.3
San Francisco	42-20	+22	61.5-25.8	39-36	+3	46.4-40.7	—	—	—	81-56	+25	53.7-32.8
Santa Clara	45-42	+3	53.6-51.7	50-36	+14	60.0-41.4	—	—	—	95-78	+17	56.9-46.6
at San Diego	37-29	+8	41.2-40.0	45-34	+11	50.0-41.2	—	—	—	82-63	+19	45.2-40.7
Loyola Marymount	28-34	-6	35.5-41.9	40-48	-8	41.4-45.5	—	—	—	68-82	-14	38.3-43.4
at Pepperdine	42-29	+13	50.0-35.5	35-35	0	42.1-50.0	—	—	—	77-64	+13	46.9-42.6
at Virginia Tech	29-25	+4	30.0-25.8	41-43	-2	36.1-64.0	—	—	—	70-68	+2	33.3-42.9
Saint Mary's	28-40	-12	37.0-53.6	38-40	-2	44.1-60.0	—	—	—	66-80	-14	41.0-55.8
Gonzaga	38-24	+14	44.4-26.9	45-49	-4	54.5-51.4	—	—	—	83-73	+10	49.3-41.0
at Portland	32-27	+5	38.5-45.8	47-33	+14	32.1-44.0	—	—	—	79-60	+19	35.2-44.9
Pepperdine	46-25	+21	43.8-29.4	40-23	+17	39.4-37.9	—	—	—	86-48	+38	41.5-33.3
at San Francisco	49-44	+5	57.1-56.7	36-40	-4	50.0-40.0	—	—	—	85-84	+1	53.7-47.1
at Santa Clara	34-31	+3	59.1-46.2	48-36	+12	58.1-36.7	—	—	—	82-67	+15	58.5-41.1
at Gonzaga	27-37	-10	25.0-35.7	36-37	-1	38.2-46.2	—	—	—	63-74	-11	30.8-39.0
Portland	42-29	+13	46.9-39.4	34-37	-3	50.0-48.3	—	—	—	76-66	+10	48.1-43.5
vs. San Diego	34-34	0	50.0-50.0	39-34	+5	60.0-44.8	—	—	—	73-68	+5	54.7-47.3
vs. Gonzaga	26-38	-12	32.0-55.6	32-39	-7	42.9-53.8	—	—	—	58-77	-19	37.7-54.7
vs. Iona	40-55	-15	45.9-58.5	38-17	+21	52.0-24.1	—	—	—	78-72	+6	48.4-44.3
vs. Marquette	34-49	-15	37.9-43.6	34-39	-5	37.5-48.1	—	—	—	68-88	-20	37.7-45.5
Season Totals	36.6-32.0	+4.6	43.9-40.2	41.3-35.4	+6.0	49.4-42.7	—	—	—	77.9-67.4	+10.5	46.5-41.4

## 2011-12 OFFENSIVE TRENDS (BYU-OPPONENT)

Opponent	Pts/Paint		Pts Off TO		2nd Chance Pts		Fastbreak Pts		Bench Pts		Big Run	Big Lead
at Utah State	22-20	+2	15-21	-6	7-9	-2	0-0	0	6-11	-5	5-0/11-0	4/11
BYU-Hawaii	30-22	+8	15-4	+11	11-8	+3	6-0	+6	18-13	+5	13-0/5-0	26/--
Longwood	26-12	+14	16-4	+12	25-3	+22	4-2	+2	44-16	+28	9-0/7-0	32/6
Prairie View A&M	30-24	+6	14-7	+7	12-10	+2	10-4	+6	41-19	+22	18-0/4-0	41/3
vs. Nevada	40-28	+12	22-10	+12	13-7	+6	16-2	+14	6-5	+1	16-0/9-0	24/2
vs. Wisconsin	30-24	+6	11-20	-9	12-9	+3	11-2	+9	19-23	-4	7-0/11-0	4/22
vs. Northern Arizona	28-26	+2	28-10	+18	10-2	+8	10-6	+4	27-24	+3	15-0/5-0	37/4
vs. Oregon	27-22	+5	17-9	+9	19-8	+11	6-0	+6	25-16	+9	13-0/8-0	21/8
Weber State	42-22	+20	14-9	+6	15-11	+4	10-2	+8	34-20	+14	8-0/10-0	34/3
at Utah	12-20	-8	8-2	+6	12-6	+6	2-0	+2	21-9	+12	10-0/5-0	22/4
Baylor	41-24	+17	20-26	-6	24-12	+12	11-2	+9	27-19	+8	11-0/6-0	13/9
Buffalo	28-34	-6	20-21	-1	17-9	+8	14-0	+14	31-15	+16	8-0/9-0	21/11
UC Santa Barbara	34-37	-3	18-19	-1	4-9	-5	8-3	+5	4-9	-5	9-0/7-0	15/5
Cal State San Marcos	46-24	+22	28-9	+19	12-6	+6	14-6	+8	20-17	+3	10-0/7-0	28/--
at Saint Mary's	33-32	+1	18-22	-4	18-13	+5	11-8	+3	15-13	+2	7-0/13-0	3/22
San Diego	32-14	+18	16-7	+9	9-10	-1	13-0	+13	21-29	-8	13-0/5-0	36/2
at Loyola Marymount	20-24	-4	16-20	-4	12-13	-1	0-4	-4	21-14	+7	8-0/12-0	13/8
San Francisco	21-24	-3	15-21	-6	9-2	+7	7-4	+3	19-24	-5	14-0/6-0	31/--
Santa Clara	50-30	+20	17-14	+3	9-6	+3	16-0	+16	10-9	+1	7-0/6-0	17/2
at San Diego	2-8	-6	16-15	+1	18-12	+6	0-0	0	18-17	+1	9-0/7-0	22/7
Loyola Marymount	28-18	+10	17-13	+4	7-10	-3	4-4	0	4-12	-8	6-0/11-0	4/14
at Pepperdine	30-30	0	10-8	+2	7-5	+2	7-6	+1	8-10	-2	12-0/6-0	15/9
at Virginia Tech	20-26	-6	23-6	+17	11-6	+5	6-7	-1	12-25	-13	11-0/9-0	12/6
Saint Mary's	34-32	+2	18-17	+1	14-12	+2	2-4	-2	15-22	-7	7-0/10-0	2/23
Gonzaga	44-36	+8	22-11	+11	6-8	-2	10-4	+6	12-37	-25	8-0/8-0	19/3
at Portland	24-22	+2	25-9	+16	8-9	-1	2-2	0	29-18	+11	11-0/5-0	19/4
Pepperdine	16-26	-10	23-8	+15	11-5	+6	6-4	+2	21-20	+1	10-0/9-0	46/--
at San Francisco	38-42	-4	12-14	-2	10-12	-2	0-0	0	10-10	0	7-0/7-0	11/1
at Santa Clara	44-16	+28	20-13	+7	7-10	-3	14-0	+14	18-24	-6	9-0/7-0	19/3
at Gonzaga	26-18	+8	15-13	+2	15-12	+3	0-2	-2	7-12	-5	7-0/8-0	3/17
Portland	38-26	+12	20-13	+7	6-10	-4	10-0	+10	23-23	0	8-0/6-0	17/--
vs. San Diego	24-34	-10	6-15	-9	4-10	-6	2-6	-4	23-25	-2	7-0/8-0	9/2
vs. Gonzaga	18-38	-20	9-15	-6	7-9	-2	2-6	-4	14-12	+2	6-0/7-0	--/21
vs. Iona	30-41	-11	22-19	+3	10-7	+3	24-33	-9	23-20	+3	17-0/15-0	6/25
vs. Marquette	22-36	-14	19-22	-3	5-18	-13	2-6	-4	16-25	-9	8-0/10-0	--/20
Season Totals	1110-912	+198	605-466	+139	396-308	+88	260-129	+131	662-617	+45		
Times Led, Record (W/L/T)	14-7/11-2/1-0		20-3/6-6/0-0		17-5/9-4/0-0		19-3/5-4/2-2		16-3/8-6/2-0			



## 2012-13 WCC Standings

	Overall	Pct	WCC	Pct
Saint Mary's	0-0	.000	0-0	.000
Gonzaga	0-0	.000	0-0	.000
<b>BYU</b>	<b>0-0</b>	<b>.000</b>	<b>0-0</b>	<b>.000</b>
Loyola Marymount	0-0	.000	0-0	.000
San Francisco	0-0	.000	0-0	.000
San Diego	0-0	.000	0-0	.000
Pepperdine	0-0	.000	0-0	.000
Portland	0-0	.000	0-0	.000
Santa Clara	0-0	.000	0-0	.000

## 2012-13 WCC Preseason Poll

Team (First Place Votes)	Points
1. Gonzaga (7)	63
2. <b>BYU (1)</b>	<b>55</b>
3. Saint Mary's (1)	52
4. Loyola Marymount	37
5. San Diego	36
6. Santa Clara	35
7. San Francisco	19
8. Portland	15

## 2012-13 Preseason All-WCC Team

Player	School	Yr.	Pos.
Gary Bell, Jr.	Gonzaga	So.	G
<b>Brandon Davies</b>	<b>BYU</b>	<b>Sr.</b>	<b>F</b>
Johnny Dee	San Diego	So.	G
Matthew Dellavedova	Saint Mary's	Sr.	G
Sam Dower	Gonzaga	Jr.	C
Kevin Foster	Santa Clara	Sr.	G
Elias Harris	Gonzaga	Sr.	F
Stephen Holt	Saint Mary's	Jr.	G
Anthony Ireland	Loyola Marymount	Jr.	G
Kevin Pangos	Gonzaga	So.	G

## Team\*

WCC Stats (Final)	All	Conf
Scoring Offense	1st	1st
Scoring Defense	4th	5th
Scoring Margin	2nd	3rd
FT Percentage	6th	4th
FG Percentage	4th	4th
FG Percentage Defense	2nd	2nd
3FG Percentage	7th	7th
3FG Percentage Defense	3rd	2nd
3-Point FG Made/Game	4th	6th
Rebounding Offense	1st	1st
Rebounding Defense	6th	6th
Rebounding Margin	3rd	3rd
Blocked Shots	1st	3rd
Assists	1st	1st
Steals	1st	1st
Turnover Margin	2nd	2nd
Assist/Turnover Ratio	2nd	2nd
Offensive Rebounds	5th	3rd
Defensive Rebounds	1st	1st
Defensive Reb Pct	2nd	2nd
Offensive Reb Pct	7th	6th

## NCAA Stats (Final)\*

	Rank	Actual
Won-Lost Percentage	37	74.3
Scoring Offense	13	77.9
Scoring Defense	182	67.4
Scoring Margin	19	10.5
Field-Goal Percentage	47	46.5
Field-Goal Pct Defense	88	41.4
3-Point Field Goals/Game	112	6.7
3-Point Field-Goal Pct	160	34.3
3-Point FG Defense	46	31.2
Free-Throw Percentage	138	70.0
Rebound Margin	56	3.8
Assists Per Game	6	17.1
Assist Turnover Ratio	18	1.27
Blocked Shots Per Game	56	4.4
Steals Per Game	16	8.5
Turnovers Per Game	176	13.5
Turnover Margin	46	2.3
Personal Fouls Per Game	184	18.2

\*all stats from 2011-12

## Individual\*

WCC (Final)	Top BYU player - All	Top BYU player - Conf
Scoring	Noah Hartsock - 1st	Brandon Davies - 1st
Rebounding	Brandon Davies - 4th	Brandon Davies - 4th
FG Percentage	Noah Hartsock - 3rd	Noah Hartsock - 8th
Assists	Charles Abouo - 12th	Matt Carlino - 4th
FT Percentage	Noah Hartsock - 4th	Noah Hartsock - 5th
Steals	Brandon Davies - 8th	Brandon Davies - 4th
3FG Percentage	Brock Zylstra - 8th	Brock Zylstra - 15th
3FG Made/Game	Brock Zylstra - T10th	Matt Carlino - T12th
Blocked Shots	Noah Hartsock - 1st	Brandon Davies - T1st
Assist/TO Ratio	—	Matt Carlino - 3rd
Offensive Rebounds	Brandon Davies - 8th	Brandon Davies - 7th
Defensive Rebounds	Brandon Davies - 4th	Brandon Davies - 5th
Minutes Played	Noah Hartsock - T8th	—

## NCAA Stats (Final)\*

	BYU Player - Rank	Actual
Points Per Game	Noah Hartsock - 86	16.8
	Brandon Davies - 175	15.2
Field Goal Percentage	Noah Hartsock - 20	56.5
	Brandon Davies - 56	51.6
Free Throw Percentage	Noah Hartsock - 59	84.2
Rebounds Per Game	Brandon Davies - 112	7.7
Blocked Shots Per Game	Noah Hartsock - 86	1.6
	Brandon Davies - 147	1.3
Steals	Brandon Davies - 207	1.5

**BYU BASKETBALL**
**ROSTER AND CAREER HIGHS**

No.	Name	Pos.	Ht.	Wt.	Yr.	Hometown (Previous School)	Pronunciation Guide	
0	Brandon Davies	F	6-9	235	Sr.	Provo, Utah (Provo HS)	AGUSTIN AMBROSINO	ANSON WINDER
1	Raul Delgado	G	6-2	195	Jr.	Chihuahua, Mexico (Western Neb. CC)	AH-go-steen ahm-bro-SEE-no	AN-sun WINE-der
2	Craig Cusick	G	6-2	185	Sr.	Orem, Utah (Utah)		
3	Tyler Haws	G	6-5	200	So.	Alpine, Utah (Lone Peak HS)		BROCK ZYLSTRA
5	Agustin Ambrosino	F	6-8	225	Jr.	Cordoba, Argentina (Salt Lake CC)	MATT CARLINO	ZIL-stra
10	Matt Carlino	G	6-2	175	So.	Scottsdale, Ariz. (Bloomington South HS)	car-LEE-no	
12	Josh Sharp	F	6-7	185	So.	Highland, Utah (Utah)		
13	Brock Zylstra	G	6-6	210	Sr.	La Verne, Calif. (Bonita HS)	RAUL DELGADO	TERRY NASHIF
20	Anson Winder	G	6-3	195	So.	Las Vegas, Nev. (Bishop Gorman HS)	rah-OOL del-GAH-doh	NASH-if
23	Cory Calvert	G	6-3	185	Fr.	Parker, Colo. (Chaparral HS)		
30	Cooper Ainge	G	6-0	175	Fr.	Wellesley, Mass. (Wellesley HS)	IAN HARWARD	ROBERT RAMOS
33	Nate Austin	F	6-10	230	So.	Alpine, Utah (Lone Peak HS)	HAR-word	RAY-mus
42	Ian Harward	C	6-11	215	Fr.	Orem, Utah (Orem HS)		

Head Coach: Dave Rose, 8th year (Houston, 1983)

Assistant Coaches: Terry Nashif (BYU, 2005); Tim LaComb (Utah, 2006); Mark Pope (Kentucky, 1996)

Director of Basketball Operations: Mike Hall (BYU, 2005)

Coordinator of Player Development: Garrett Faucette (BYU, 2008)

Team Trainer: Robert Ramos (BYU, 1995)

**2012-13 SEASON AND CAREER HIGHS**

#	Player	Points	Rebounds	Assists
0	Brandon Davies	Season: — Career: 29 at Pepperdine (11-12)	— 22 vs. San Diego (11-12)	— 6 at Air Force (10-11), vs. USF (11-12)
1	Raul Delgado	Season: — Career: —	— —	— —
2	Craig Cusick	Season: — Career: 12 at Portland, vs. Marquette (11-12)	— 5 vs. Iona (11-12)	— 8 vs. Weber State (11-12), vs. Iona (11-12)
3	Tyler Haws	Season: — Career: 25 vs. Wyoming (09-10)	— 11, twice, last at UTEP (09-10)	— 6 vs Idaho State (09-10)
5	Agustin Ambrosino	Season: — Career: —	— —	— —
10	Matt Carlino	Season: — Career: 30 at San Francisco (11-12)	— 7 vs. Buffalo (11-12), at USD (11-12)	— 11 vs. Buffalo (11-12)
12	Josh Sharp	Season: — Career: 5 vs. BYU-Hawaii, vs. PVAMU (11-12)	— 6 vs. BYUH (11-12), vs. PVAMU (11-12)	— 3 vs. Longwood (11-12)
13	Brock Zylstra	Season: — Career: 26 vs. Buffalo (11-12)	— 9 vs. Portland (11-12)	— 5 vs. UC Santa Barbara (11-12)
20	Anson Winder	Season: — Career: 20 vs. Buffalo (11-12)	— 6 at San Francisco (11-12)	— 9 vs. Northern Arizona (11-12)
23	Cory Calvert	Season: — Career: —	— —	— —
30	Cooper Ainge	Season: — Career: —	— —	— —
33	Nate Austin	Season: — Career: 15 vs. Weber State (11-12)	— 10 at Gonzaga (11-12)	— 3 vs. San Diego (11-12)
42	Ian Harward	Season: — Career: —	— —	— —



## CAREER HIGHLIGHTS

- 185-54 overall record (second all-time at BYU in wins) for a BYU record .774 winning percentage
- With 185 victories through seven seasons is fourth all-time for best career starts by wins in NCAA history
- With 159 victories through six seasons is tied for third all-time for best career starts by wins in NCAA history
- Fourth among active coaches in career winning percentage, behind Roy Williams, Mark Few and John Calipari and ahead of Thad Matta and Mike Krzyzewski
- Four Mountain West Conference regular season titles, a BYU and MWC record
- Three-time MWC Coach of the Year (2006, 2007, 2011)
- Two-time USBWA District VIII Coach of the Year (2006, 2011)
- Naismith Coach of the Year Finalist in 2011
- Finalist for the Clair Bee Award in 2010
- Honorable Mention for National Coach of the Year by Scout.com (2006)
- Six-consecutive trips to the NCAA Tournament, a BYU record
- Six-consecutive 25-win seasons, a BYU record
- BYU basketball has 11 25-win seasons in its 110-year history and Rose has been the head coach of six of those teams
- Holds top two spots for wins in a season in BYU history with 32 in 2010-11 and 30 in 2009-10
- Only BYU coach to win at least 20 games in each of his first seven seasons
- Took BYU to the Sweet 16 in 2011 for the first time since 1981
- Coached Jimmer Fredette, the 2011 Consensus National Player of the Year (received the Wooden Award, Naismith Trophy, Oscar Robertson Trophy and other national awards)



Scan to view Dave Rose's profile on  
BYUcougars.com



## COACHING EXPERIENCE

- BYU Head Coach (2005-present)
- BYU Associate Head Coach (2000-2005)
- BYU Assistant Coach (1997-2000)
- Dixie State Head Coach (1990-1997)
- Dixie State Assistant Coach (1987-1990)
- Assistant coach at Pine View High School (1986-87)
- Head coach at Millard High School (1983-86)

## SERVICE

- A member of the National Coaches vs. Cancer Council that includes Mike Krzyzewski (Duke), Roy Williams (North Carolina), Jim Boeheim (Syracuse) and Mike Brey (Notre Dame)
- Assisting with the Hope Lodge, a facility that will be constructed in Salt Lake City to house families of cancer patients
- NABC Game Pillar Award for Service in 2008
- 63rd recipient of the Dale Rex Memorial Award
- Honorary Chair of the Children with Cancer Christmas Foundation
- Was the first coach in the state of Utah to participate in the American Cancer Society's nationwide Coaches vs. Cancer campaign
- Lobbied before Congress for more funding for cancer research in September 2010

## EDUCATION

- Houston (1983, B.A.)

## PLAYING CAREER

- Played baseball and basketball at Dixie State College
- Played for Houston from 1980-83 (played in 1980-81 and 82-83, redshirted in 1981-82)
- Co-Captain on the famous "Phi-Slamma Jamma" team that featured Hakeem Olajuwon and Clyde Drexler
- Helped Houston achieve a No. 1 ranking and reach the national championship game in 1983

## MISSION

- Manchester England (1977-79)

## PERSONAL/FAMILY

- Wife: Cheryl
- Children: Daughter Chanell and husband Brock Reichner, son Garrett and wife Brooke, daughter Taylor
- Dave and Cheryl Rose have seven grandchildren

## ROSE DIVISION I COACHING LEDGER

School	Season	Overall	Pct.	Home	Pct.	Away	Pct.	Neutral	Pct.	Conference	Pct.	Tourney	NCAA/NIT
BYU	2005-06	20-9	.690	14-1	.933	5-7	.417	1-2	.500	12-4	.750	0-1	0-1 NIT
BYU	2006-07	25-9	.735	17-0	1.000	6-7	.462	2-2	.500	13-3	.813	2-1	0-1 NCAA
BYU	2007-08	27-8	.771	16-0	1.000	9-3	.615	3-3	.500	14-2	.875	2-1	0-1 NCAA
BYU	2008-09	25-8	.758	14-2	.875	8-5	.750	2-3	.400	12-4	.750	1-1	0-1 NCAA
BYU	2009-10	30-6	.833	15-1	.938	10-4	.714	5-1	.833	13-3	.813	1-1	1-1 NCAA
BYU	2010-11	32-5	.865	13-1	.929	10-1	.909	9-3	.750	14-2	.875	2-1	2-1 NCAA
BYU	2011-12	26-9	.743	13-3	.813	8-3	.727	5-3	.625	12-4	.750	1-1	1-1 NCAA
TOTAL		185-54	.774	102-8	.927	56-30	.651	27-16	.628	90-22	.804	9-7 (.563)	4-7



## 0 — BRANDON DAVIES

6-9 • 235 • SENIOR • FORWARD • PROVO, UTAH (PROVO HS)

**2011-12 SEASON — PPG: 15.2 RPG: 7.7 APG: 2.1 SPG: 1.5 BPG: 1.3 FG%: .516 3FG%: .333 FT%: .662**

## In 2012-13

- Named to the Wooden Award Preseason Top 50 list and the preseason All-WCC Team

Scan for Davies' bio on  
BYUcougars.com

## In 2011-12

- Named to the All-West Coast Conference Team and NABC All-District 9 Second Team
- WCC Player of the Week Jan. 2 and Feb. 6
- Named Comeback Player of the Year at the Y Awards and Outstanding Player at team banquet
- Was 4th in the WCC in scoring and rebounding, 3rd in blocks and 8th in steals
- 175th in the NCAA in scoring, 56th in FG percentage, 112th in rebounds, 147th in blocks, 207th in steals
- Scored in double figures 29 times, led team in scoring 11 times, rebounding 16 times
- Posted 9 double-doubles and season highs of 29 points, 22 rebounds, 6 assists, 8 steals and 3 blocks
- Only the second BYU player to average one of everything (points, rebounds, assists, blocks, steals) in a single season

## Other

- Mother is Linda Kathleen Davies and has one brother and one sister
- Recruited by Utah, Gonzaga, Utah State, Cal Berkeley, Washington State, Penn State and Santa Clara
- Played for Craig Drury at Provo High School where he helped lead the Bulldogs to state titles as a sophomore and junior and a second-place finish as a senior

## 2011-12 SEASON HIGHS

PTS	29, at Pepperdine – 1/21/12
1st H	15, 2 times, last, Portland 2/25/12
2nd H	17, at Pepperdine – 1/21/12
REB	22, San Diego – 12/31/11
AST	6, vs. San Francisco – 1/7/12
STL	8, at Portland – 2/4/12
BLK	3, Weber State – 12/7/11
FGM	11, at Saint Mary's -- 12/29/11
FGA	18, 3 times, last at Gonzaga – 2/23/12
3PM	1, vs. San Diego – 3/2/12
3PA	1, 4 times, last vs. Marquette – 3/15/12
FTM	15, at Pepperdine – 1/21/12
FTA	18, at Pepperdine – 1/21/12

## CAREER HIGHS

PTS	29, at Pepperdine – 1/21/12
REB	22, San Diego – 12/31/11
AST	6, 2 times, last, vs. USF – 1/7/12
STL	8, at Portland – 2/4/12
BLK	3, 4 times, last, Weber State – 12/7/11
FGM	11, at Saint Mary's -- 12/29/11
FGA	18, 3 times, last at Gonzaga – 2/23/12
3PM	1, vs. San Diego – 3/2/12
3PA	1, 4 times, last vs. Marquette – 3/15/12
FTM	15, at Pepperdine – 1/21/12
FTA	18, at Pepperdine – 1/21/12

## MISCELLANEOUS

	11-12	Career
Double-Figure PTS	29 (21-8)	55 (45-10)
20-plus Pts	8 (6-2)	11 (9-2)
Double-Figure REB	9 (6-3)	13 (10-3)
Double-Doubles	9 (6-3)	13 (10-3)
3-plus STL	6 (3-3)	7 (4-3)
3-plus BLK	1 (1-0)	4 (4-0)
3-plus 3-point FG	0 (0-0)	0 (0-0)
Scoring Leader	11 (6-5)	12 (7-5)
Rebound Leader	16 (10-6)	30 (22-8)
Assist Leader	3 (3-0)	5 (5-0)

## 2011-12 GAME-BY-GAME


Opponent	Date	GS	Min	FG	FGA	Pct	3FG	FGA	Pct	FT	FTA	Pct	Off	Def	TR	Avg	PF	FO	A	TO	Blk	Stl	Pts	Avg	
at Utah State	11/11/11	*	24	4	10	.400	0	0	.000	5	9	.556	2	3	5	5.0	3	0	1	3	1	2	13	13.0	
BYU-HAWAII	11/15/11	*	28	10	13	.769	0	0	.000	5	6	.833	3	6	9	7.0	3	0	3	5	2	1	25	19.0	
LONGWOOD	11/18/11	*	20	1	3	.333	0	0	.000	0	0	.000	2	2	4	6.0	3	0	4	5	0	0	2	13.3	
PRAIRIE VIEW A&M	11/22/11	*	26	4	8	.500	0	0	.000	5	6	.833	3	5	8	6.5	3	0	3	4	2	1	13	13.3	
vs Nevada	11/25/11	*	25	4	8	.500	0	0	.000	2	2	1.000	0	3	3	5.8	5	1	4	0	1	0	10	12.6	
vs Wisconsin	11/26/11	*	30	4	10	.400	0	0	.000	1	1	1.000	0	4	4	5.5	2	0	1	4	0	3	9	12.0	
vs Northern Arizona	11/30/11	*	28	6	9	.667	0	0	.000	2	2	1.000	2	7	9	6.0	1	0	3	0	0	1	14	12.3	
vs Oregon	12/03/11	*	20	2	10	.200	0	0	.000	2	2	1.000	1	4	5	5.9	5	1	2	1	1	0	6	11.5	
WEBER STATE	12/07/11	*	22	5	11	.455	0	0	.000	1	1	1.000	3	6	9	6.2	4	0	0	2	3	1	11	11.4	
at Utah	12/10/11	*	25	1	4	.250	0	0	.000	1	2	.500	3	6	9	6.5	3	0	1	1	1	1	3	10.6	
BAYLOR	12/17/11	*	36	6	15	.400	0	1	.000	6	9	.667	5	8	13	7.1	3	0	1	1	1	1	18	11.3	
BUFFALO	12/20/11	*	22	1	3	.333	0	0	.000	0	2	.000	3	1	4	6.8	3	0	1	0	2	1	2	10.5	
UCSB	12/22/11	*	32	7	16	.438	0	0	.000	3	3	1.000	2	4	6	6.8	2	0	1	2	0	4	17	11.0	
CS SAN MARCOS	12/27/11	*	26	7	11	.636	0	0	.000	0	0	.000	4	9	13	7.2	1	0	2	2	1	0	14	11.2	
at Saint Mary's	12/29/11	*	30	11	18	.611	0	0	.000	6	8	.750	3	4	7	7.2	4	0	0	3	1	5	28	12.3	
SAN DIEGO	12/31/11	*	35	8	13	.615	0	0	.000	5	8	.625	6	16	22	8.1	3	0	4	3	2	1	21	12.9	
at LMU	01/05/12	*	29	6	12	.500	0	0	.000	3	5	.600	0	10	10	8.2	4	0	2	6	2	0	15	13.0	
SAN FRANCISCO	01/07/12	*	22	5	9	.556	0	0	.000	2	4	.500	2	4	6	8.1	4	0	6	2	2	1	12	12.9	
SANTA CLARA	01/14/12	*	29	9	13	.692	0	0	.000	5	7	.714	0	5	5	7.9	4	0	2	2	1	2	23	13.5	
at San Diego	01/16/12	*	32	3	9	.333	0	0	.000	6	10	.600	6	6	12	8.2	2	0	2	2	2	1	12	13.4	
LMU	01/19/12	*	31	4	8	.500	0	0	.000	6	8	.750	2	7	9	8.2	5	1	2	2	2	0	14	13.4	
at Pepperdine	01/21/12	*	35	7	14	.500	0	0	.000	15	18	.833	0	6	6	8.1	3	0	4	3	2	0	29	14.1	
at Virginia Tech	01/25/12	*	24	3	9	.333	0	0	.000	11	12	.917	2	3	5	8.0	4	0	4	3	1	1	17	14.3	
SAINT MARY'S	01/28/12	*	32	6	18	.333	0	0	.000	2	4	.500	4	3	7	7.9	4	0	1	6	1	2	14	14.3	
GONZAGA	02/02/12	*	31	7	12	.583	0	0	.000	1	3	.333	2	3	5	7.8	4	0	1	4	1	1	15	14.3	
at Portland	02/04/12	*	38	7	13	.538	0	0	.000	4	10	.400	5	8	13	8.0	2	0	4	4	1	8	18	14.4	
PEPPERDINE	02/11/12	*	27	3	7	.429	0	0	.000	7	8	.875	2	5	7	8.0	0	0	2	4	2	0	13	14.4	
at San Francisco	02/16/12	*	21	3	7	.429	0	0	.000	0	0	.000	0	5	5	7.9	4	0	2	2	2	1	6	14.1	
at Santa Clara	02/18/12	*	26	6	7	.857	0	0	.000	8	11	.727	0	3	3	7.7	4	0	0	4	2	0	20	14.3	
at Gonzaga	02/23/12	*	36	8	18	.444	0	0	.000	7	10	.700	4	6	10	7.8	5	1	1	4	2	6	23	14.6	
PORTLAND	02/25/12	*	37	10	13	.769	0	0	.000	5	7	.714	1	1	2	7.6	2	0	2	4	0	1	25	14.9	
vs San Diego	03/02/12	*	25	6	9	.667	1	1	1.000	3	8	.375	0	5	5	7.5	4	0	1	1	0	1	16	14.9	
vs Gonzaga	03/03/12	*	30	7	11	.636	0	0	.000	3	8	.375	0	2	2	7.3	4	0	1	3	2	0	17	15.0	
vs Iona	03/13/12	*	35	8	14	.571	0	0	.000	2	5	.400	3	12	15	7.6	3	0	2	7	2	3	18	15.1	
vs MARQUETTE	3/15/12	*	33	7	15	.467	0	1	.000	5	11	.455	4	8	12	7.7	4	0	3	1	2	1	19	15.2	
Totals			35	1002	196	380	.516	1	3	.333	139	210	.662	79	190	269	7.7	114	4	73	100	47	51	532	15.2

## CAREER STATISTICS (ALL GAMES)

Year	GP	GS	Min	Avg	FG	FGA	Pct	3FG	FGA	Pct	FT	FTA	Pct	Off	Def	TR	Avg	PF	FO	A	TO	Blk	Stl	Pts	Avg
2009-10	35	1	474	13.5	69	128	.539	0	1	.000	50	88	.568	30	74	104	3.0	91	1	9	47	14	13	188	5.4
2010-11	29	26	721	24.9	115	219	.525	0	0	.000	93	138	.674	63	117	180	6.2	90	4	43	44	27	20	323	11.1
2011-12	35	35	1002	28.6	196	380	.516	1	3	.333	139	210	.662	79	190	269	7.7	114	4	73	100	47	51	532	15.2
TOTAL	99	62	2197	22.2	380	727	.523	1	4	.250	282	436	.647	172	381	553	5.6	295	9	125	191	88	84	1043	10.5

## CAREER STATISTICS (CONFERENCE GAMES)

Year	GP	GS	Min	Avg	FG	FGA	Pct	3FG	FGA	Pct	FT	FTA	Pct	Off	Def	TR	Avg	PF	FO	A	TO	Blk	Stl	Pts	Avg
2009-10	15	0	187	12.5	29	63	.460	0	1	.000	22	41	.537	13	35	48	3.2	35	0	3	21	5	6	80	5.3
2010-11	14	14	395	28.2	54	111	.486	0	0	.000	51	74	.689	30	72	102	7.3	46	2	29	25	16	13	159	11.4
2011-12	16	16	491	30.7	103	191	.539	0	0	.000	82	121	.678	37	92	129	8.1	54	2	35	55	25	29	288	18.0
TOTAL	45	30	1073	23.8	186	365	.510	0	1	.000	155	236	.657	80	199	279	6.2	135	4	67	101	46	48	527	11.7


**1 — RAUL DELGADO** 6-2 • 195 • JUNIOR • GUARD • CHIHUAHUA, MEXICO (WESTERN NEBRASKA CC)

**2012-13 SEASON — PPG: — RPG: — APG: — SPG: — BPG: — FG%: — 3FG%: — FT%: —**
**Before BYU**

- Played two seasons at Western Nebraska Community College for Russell Beck and was a team captain
- As a sophomore in 2011-12 led WNCC to a 26-7 record, averaged 18.3 points, 3.2 rebounds and 1.8 steals per game while shooting .485 from the field, .433 from three and .768 from the free throw line
- Hit 93 3-pointers on the season and posted season highs of 45 points, 12 threes, 7 assists and 6 steals
- Junior College MVP in Nebraska

 Scan for Delgado's bio on  
BYUcougars.com

**Other**

- Parents are Luis Raul Delgado Torres and Maria de Los Angeles Cruz Muños
- Has one sister
- Lived with his adoptive family, David and Cheri Erekson and their five children, when he came to the United States
- Is engaged to McKenzie Marie Daily
- Also recruited by Colorado, Penn State, Wyoming, UCLA, Montana, South Dakota, Texas Tech, TCU, Wichita State and Utah State

**2012-13 SEASON HIGHS**

PTS	
1st H	
2nd H	
REB	
AST	
STL	
BLK	
FGM	
FGA	
3PM	
3PA	
FTM	
FTA	

**CAREER HIGHS**

PTS	
REB	
AST	
STL	
BLK	
FGM	
FGA	
3PM	
3PA	
FTM	
FTA	

**MISCELLANEOUS**

	12-13	Career
Double-Figure PTS	0 (0-0)	0 (0-0)
20-plus Pts	0 (0-0)	0 (0-0)
Double-Figure REB	0 (0-0)	0 (0-0)
Double-Doubles	0 (0-0)	0 (0-0)
3-plus STL	0 (0-0)	0 (0-0)
3-plus BLK	0 (0-0)	0 (0-0)
3-plus 3-point FG	0 (0-0)	0 (0-0)
Scoring Leader	0 (0-0)	0 (0-0)
Rebound Leader	0 (0-0)	0 (0-0)
Assist Leader	0 (0-0)	0 (0-0)

**2012-13 GAME-BY-GAME**

Opponent	Date	GS	Min	FG	FGA	Pct	3FG	FGA	Pct	FT	FTA	Pct	Off	Def	TR	Avg	PF	FO	A	TO	Blk	Stl	Pts	Avg
TENNESSEE STATE	11/09/12																							
GEORGIA STATE	11/13/12																							
vs. Florida State	11/16/12																							
TBD	11/17/12																							
UTSA	11/21/12																							
CS NORTHBRIDGE	11/24/12																							
vs. Montana	11/28/12																							
at Iowa State	12/01/12																							
UTAH STATE	12/05/12																							
UTAH	12/08/12																							
at Weber State	12/15/12																							
EASTERN NM	12/18/12																							
at Baylor	12/21/12																							
NORTHERN ARIZONA	12/27/12																							
vs. Virginia Tech	12/29/12																							
LMU	01/03/13																							
at San Francisco	01/05/13																							
PEPPERDINE	01/10/13																							
at Santa Clara	01/12/13																							
SAINT MARY'S	01/16/13																							
SAN DIEGO	01/19/13																							
at Gonzaga	01/24/13																							
at Portland	01/26/13																							
at Pepperdine	01/31/13																							
SANTA CLARA	02/02/13																							
at San Diego	02/07/13																							
SAN FRANCISCO	02/09/13																							
PORTLAND	02/16/13																							
at Saint Mary's	02/21/13																							
GONZAGA	02/28/13																							
at LMU	03/02/13																							
Totals																								

**CAREER STATISTICS (ALL GAMES)**

Year	GP	GS	Min	Avg	FG	FGA	Pct	3FG	FGA	Pct	FT	FTA	Pct	Off	Def	TR	Avg	PF	FO	A	TO	Blk	Stl	Pts	Avg
2012-13	0	0	0	0.0	0	0	.000	0	0	.000	0	0	.000	0	0	0	0.0	0	0	0	0	0	0	0	0.0
TOTAL	0	0	0	0.0	0	0	.000	0	0	.000	0	0	.000	0	0	0	0.0	0	0	0	0	0	0	0	0.0

**CAREER STATISTICS (CONFERENCE GAMES)**

Year	GP	GS	Min	Avg	FG	FGA	Pct	3FG	FGA	Pct	FT	FTA	Pct	Off	Def	TR	Avg	PF	FO	A	TO	Blk	Stl	Pts	Avg
2012-13	0	0	0	0.0	0	0	.000	0	0	.000	0	0	.000	0	0	0	0.0	0	0	0	0	0	0	0	0.0
TOTAL	0	0	0	0.0	0	0	.000	0	0	.000	0	0	.000	0	0	0	0.0	0	0	0	0	0	0	0	0.0



## 2 — CRAIG CUSICK

6-2 • 185 • SENIOR • GUARD • OREM, UTAH (UTAH)

2011-12 SEASON — PPG: 3.1 RPG: 1.5 APG: 2.1 SPG: 0.8 BPG: 0.0 FG%: .371 3FG%: .379 FT%: .647

## In 2011-12

- Named Academic All-WCC and received Silver Honors on the WCC Commissioner's Honor Roll
- Named to the NABC Honors Court
- Received the Sixth Man Award at the team banquet
- Posted season highs of 12 points, 4 rebounds, 8 assists and 4 steals
- Played in every game and started three
- Averaged 3.1 points, 2.1 assists and 1.5 rebounds
- Made 14 of 30 treys (46.7 percent) in conference play
- Scored in double figures 3 times
- Led the team in assists 6 times

Scan for Cusick's bio on  
BYUcougars.com

## 2011-12 SEASON HIGHS

PTS	12, twice, last vs. Marquette – 3/15/12
1st H	10, at Portland – 2/4/12
2nd H	9, at Loyola Marymount – 1/5/12
REB	5, vs. Iona – 3/13/12
AST	8, 2 times, last vs. Iona – 3/13/12
STL	4, at Portland – 2/4/12
BLK	—
FGM	4, at Portland – 2/4/12
FGA	9, at Portland – 2/4/12
3PM	3, twice, last vs. Marquette – 3/15/12
3PA	5, twice, last vs. Marquette – 3/15/12
FTM	4, twice, last at Pepperdine – 1/21/12
FTA	6, at Pepperdine – 1/21/12

## CAREER HIGHS

PTS	12, at Portland – 2/4/12
REB	5, vs. Iona – 3/13/12
AST	8, 2 times, last vs. Iona – 3/13/12
STL	4, at Portland – 2/4/12
BLK	—
FGM	4, at Portland – 2/4/12
FGA	9, at Portland – 2/4/12
3PM	3, twice, last vs. Marquette – 3/15/12
3PA	5, twice, last vs. Marquette – 3/15/12
FTM	4, twice, last at Pepperdine – 1/21/12
FTA	6, at Pepperdine – 1/21/12

## MISCELLANEOUS

	11-12	Career
Double-Figure PTS	3 (2-1)	3 (2-1)
20-plus Pts	0 (0-0)	0 (0-0)
Double-Figure REB	0 (0-0)	0 (0-0)
Double-Doubles	0 (0-0)	0 (0-0)
3-plus STL	1 (1-0)	1 (1-0)
3-plus BLK	0 (0-0)	0 (0-0)
3-plus 3-point FG	2 (1-1)	2 (1-1)
Scoring Leader	0 (0-0)	0 (0-0)
Rebound Leader	0 (0-0)	0 (0-0)
Assist Leader	6 (3-3)	6 (3-3)

## Other

- Parents are Randy and Debbie Cusick
- Wife's name is Sadie
- Has three sisters and one brother
- Enjoys hunting, camping and fishing

## 2011-12 GAME-BY-GAME

Opponent	Date	GS	Min	FG	FGA	Pct	3FG	FGA	Pct	FT	FTA	Pct	Off	Def	TR	Avg	PF	FO	A	TO	Blk	Stl	Pts	Avg
at Utah State	11/11/11		9	0	0	.000	0	0	.000	2	2	1.000	0	0	0	0.0	1	0	1	0	0	1	2	2.0
BYU-HAWAII	11/15/11		23	2	5	.400	1	4	.250	1	2	.500	0	3	3	1.5	1	0	0	0	0	1	6	4.0
LONGWOOD	11/18/11	*	16	1	3	.333	1	3	.333	0	0	.000	0	2	2	1.7	3	0	1	0	0	0	3	3.7
PRAIRIE VIEW A&M	11/22/11	*	19	1	2	.500	1	2	.500	0	0	.000	0	3	3	2.0	0	0	2	0	0	0	3	3.5
vs Nevada	11/25/11		2	0	0	.000	0	0	.000	0	1	.000	0	0	0	1.6	0	0	0	0	0	1	0	2.8
vs Wisconsin	11/26/11		20	1	1	1.000	0	0	.000	0	0	.000	1	0	1	1.5	3	0	4	1	0	1	2	2.7
vs Northern Arizona	11/30/11		13	1	3	.333	0	2	.000	0	0	.000	0	1	1	1.4	0	0	2	2	0	1	2	2.6
vs Oregon	12/03/11		3	0	0	.000	0	0	.000	0	0	.000	0	1	1	1.4	0	0	0	0	0	0	0	2.3
WEBER STATE	12/07/11		21	0	1	.000	0	0	.000	0	0	.000	0	2	2	1.4	4	0	8	0	0	1	0	2.0
at Utah	12/10/11		28	2	5	.400	2	4	.500	4	5	.800	0	3	3	1.6	3	0	6	2	0	0	10	2.8
BAYLOR	12/17/11	*	18	1	3	.333	0	2	.000	0	0	.000	0	0	0	1.5	1	0	4	1	0	0	2	2.7
BUFFALO	12/20/11		13	0	1	.000	0	1	.000	0	0	.000	0	0	0	1.3	1	0	3	1	0	0	0	2.5
UCSB	12/22/11		8	0	0	.000	0	0	.000	1	2	.500	0	0	0	1.2	0	0	0	1	0	0	1	2.4
CS SAN MARCOS	12/27/11		15	2	3	.667	0	1	.000	1	1	1.000	0	1	1	1.2	0	0	1	1	0	1	5	2.6
at Saint Mary's	12/29/11		15	2	2	1.000	1	1	1.000	0	0	.000	0	1	1	1.2	4	0	3	1	0	1	5	2.7
SAN DIEGO	12/31/11		19	1	1	1.000	1	1	1.000	0	0	.000	0	1	1	1.2	0	0	3	1	0	1	3	2.8
at LMU	01/05/12		18	3	6	.500	3	3	1.000	0	0	.000	0	4	4	1.4	1	0	0	2	0	1	9	3.1
SAN FRANCISCO	01/07/12		10	1	3	.333	1	2	.500	0	0	.000	0	1	1	1.3	0	0	1	1	0	0	3	3.1
SANTA CLARA	01/14/12		19	1	1	1.000	1	1	1.000	0	0	.000	0	0	0	1.3	2	0	0	1	0	0	3	3.1
at San Diego	01/16/12		18	3	3	1.000	2	2	1.000	0	0	.000	0	1	1	1.3	0	0	0	0	0	0	8	3.4
LMU	01/19/12		17	0	3	.000	0	2	.000	0	0	.000	0	0	0	1.2	1	0	4	1	0	2	0	3.2
at Pepperdine	01/21/12		23	0	0	.000	0	0	.000	4	6	.667	0	2	2	1.2	1	0	2	0	0	1	4	3.2
at Virginia Tech	01/25/12		5	0	0	.000	0	0	.000	0	0	.000	0	0	0	1.2	1	0	0	0	0	0	0	3.1
SAINT MARY'S	01/28/12		13	1	2	.500	1	2	.500	0	0	.000	0	0	0	1.1	0	0	1	0	0	1	3	3.1
GONZAGA	02/02/12		15	0	3	.000	0	1	.000	0	0	.000	0	3	3	1.2	1	0	2	0	0	2	0	3.0
at Portland	02/04/12		29	4	9	.444	2	4	.500	2	4	.500	1	2	3	1.3	1	0	0	2	0	4	12	3.3
PEPPERDINE	02/11/12		27	1	4	.250	1	2	.500	0	0	.000	0	1	1	1.3	1	0	5	1	0	1	3	3.3
at San Francisco	02/16/12		13	0	2	.000	0	1	.000	1	2	.500	0	0	0	1.2	1	0	2	0	0	1	1	3.2
at Santa Clara	02/18/12		19	0	1	.000	0	1	.000	0	0	.000	1	1	2	1.2	1	0	5	1	0	1	0	3.1
at Gonzaga	02/23/12		14	1	5	.200	1	5	.200	0	0	.000	1	1	2	1.3	2	0	0	0	0	0	3	3.1
PORTLAND	02/25/12		17	0	4	.000	0	2	.000	3	4	.750	1	3	4	1.4	1	0	1	1	0	1	3	3.1
vs San Diego	03/02/12		24	1	2	.500	0	1	.000	0	0	.000	0	2	2	1.4	0	0	3	2	0	1	2	3.1
vs Gonzaga	03/03/12		10	0	2	.000	0	1	.000	0	0	.000	0	1	1	1.4	1	0	0	0	0	0	0	3.0
vs Iona	03/13/12		26	0	4	.000	0	2	.000	0	1	.000	0	5	5	1.5	2	0	8	1	0	2	0	2.9
vs MARQUETTE	03/15/12		29	3	5	.600	3	5	.600	3	4	.750	0	2	2	1.5	1	0	2	1	0	2	12	3.1
Totals			3	588	33	89	.371	22	58	.379	22	.647	5	47	52	1.5	39	0	74	25	0	29	110	3.1

## CAREER STATISTICS (ALL GAMES)

Year	GP	GS	Min	Avg	FG	FGA	Pct	3FG	FGA	Pct	FT	FTA	Pct	Off	Def	TR	Avg	PF	FO	A	TO	Blk	Stl	Pts	Avg
2011-12	35	3	588	16.8	33	89	.371	22	58	.379	22	34	.647	5	47	52	1.5	39	0	74	25	0	29	110	3.1
TOTAL	35	3	588	16.8	33	89	.371	22	58	.379	22	34	.647	5	47	52	1.5	39	0	74	25	0	29	110	3.1

## CAREER STATISTICS (CONFERENCE GAMES)

Year	GP	GS	Min	Avg	FG	FGA	Pct	3FG	FGA	Pct	FT	FTA	Pct	Off	Def	TR	Avg	PF	FO	A	TO	Blk	Stl	Pts	Avg
2011-12	16	0	286	17.9	18	49	.367	14	30	.467	10	16	.625	4	21	25	1.6	17	0	29	12	0	17	60	3.8
TOTAL	16	0	286	17.9	18	49	.367	14	30	.467	10	16	.625	4	21	25	1.6	17	0	29	12	0	17	60	3.8



## 3 — TYLER HAWS

6-5 • 200 • SOPHOMORE • GUARD • ALPINE, UTAH (LONE PEAK HS)

**2009-10 SEASON — PPG: 11.3 RPG: 4.2 APG: 1.5 SPG: 0.7 BPG: 0.1 FG%: .498 3FG%: .368 FT%: .917**

## In 2009-10

- Named to All-MWC Third Team, Academic All-MWC and HoopTV Las Vegas Classic All-Tournament Team
- Named Male Rookie of the Year at the Y Awards and was named team's Most Inspirational Player at the team banquet
- Averaged 11.3 points and 4.2 rebounds and shot .498 from the field, .368 from three and .917 from the free throw line — a school record
- Posted season highs of 24 points, 11 rebounds, 6 assists, 4 steals and 2 blocks
- Was 15th in the MWC in scoring, 20th in rebounding and 1st in free throw percentage and 4th in the NCAA in free throw percentage
- Set a BYU record by making 48-consecutive free throws

Scan for Cusick's bio on  
BYUcougars.com

## 2009-10 SEASON HIGHS

PTS	24, Wyoming — 1/20/10
1st H	12, 3 times
2nd H	14 twice
REB	11, twice, last, at UTEP — 1/9/10
AST	6, Idaho State — 11/17/09
STL	4, Air Force — 2/13/10
BLK	2, Idaho State — 11/17/09
FGM	8, Wyoming — 1/20/10
FGA	15, Wyoming — 1/20/10
3PM	4, Wyoming — 1/20/10
3PA	8, New Mexico — 2/27/10
FTM	10, at Wyoming — 2/20/10
FTA	10, twice, last, at Wyoming — 2/20/10

## CAREER HIGHS

PTS	24, Wyoming — 1/20/10
REB	11, twice, last, at UTEP — 1/9/10
AST	6, Idaho State — 11/17/09
STL	4, Air Force — 2/13/10
BLK	2, Idaho State — 11/17/09
FGM	8, Wyoming — 1/20/10
FGA	15, Wyoming — 1/20/10
3PM	4, Wyoming — 1/20/10
3PA	8, New Mexico — 2/27/10
FTM	10, at Wyoming — 2/20/10
FTA	10, twice, last, at Wyoming — 2/20/10

## MISCELLANEOUS

	09-10	Career
Double-Figure PTS	21 (19-2)	21 (19-2)
20-plus Pts	4 (4-0)	4 (4-0)
Double-Figure REB	2 (2-0)	2 (2-0)
Double-Doubles	2 (2-0)	2 (2-0)
3-plus STL	2 (2-0)	2 (2-0)
3-plus BLK	0 (0-0)	0 (0-0)
3-plus 3-point FG	4 (3-1)	4 (3-1)
Scoring Leader	5 (5-0)	5 (5-0)
Rebound Leader	8 (7-1)	8 (7-1)
Assist Leader	3 (3-0)	3 (3-0)

## Other

- Named 5A state MVP as a junior and senior by the Salt Lake Tribune and as a sophomore by the Deseret News
- Led Lone Peak to state titles as a sophomore and junior and a second-place finish as a senior
- Parents are Marty and Tiffanie Haws
- Served a mission for The Church of Jesus Christ of Latter-day Saints in the Philippines
- Father Marty Haws played point guard for BYU from 1986-90

## 2009-10 GAME-BY-GAME

Opponent	Date	GS	Min	FG	FGA	Pct	3FG	FGA	Pct	FT	FTA	Pct	Off	Def	TR	Avg	PF	FO	A	TO	Blk	Stl	Pts	Avg	
BRADLEY	11/13/09		19	0	2	.000	0	0	.000	4	6	.667	2	5	7	7.0	3	0	2	0	0	0	4	4.0	
IDAHO STATE	11/17/09		24	4	7	.571	0	3	.000	1	1	1.000	0	5	5	6.0	4	0	6	0	2	1	9	6.5	
at Hawai'i	11/20/09	*	25	4	9	.444	0	2	.000	4	4	1.000	0	0	0	4.0	3	0	1	1	0	1	12	8.3	
SOUTHERN	11/24/09	*	23	2	7	.286	0	1	.000	1	1	1.000	1	3	4	4.0	0	0	0	0	0	1	5	7.5	
WEBER STATE	11/27/09	*	23	1	5	.200	0	0	.000	3	4	.750	2	1	3	3.8	0	0	1	2	0	2	5	7.0	
at Utah State	12/02/09	*	26	4	7	.571	0	1	.000	0	1	.000	2	1	3	3.7	2	0	0	1	0	1	8	7.2	
vs San Francisco	12/05/09	*	26	5	8	.625	0	3	.000	2	2	1.000	0	0	0	3.1	2	0	0	1	0	0	12	7.9	
ARIZONA STATE	12/08/09	*	37	5	10	.500	1	3	.333	6	6	1.000	5	6	11	4.1	1	0	3	2	0	0	17	9.0	
at Fresno State	12/12/09	*	36	7	11	.636	3	5	.600	0	0	.000	1	3	4	4.1	3	0	1	3	0	0	17	9.9	
WAGNER	12/17/09	*	22	6	12	.500	1	3	.333	3	3	1.000	1	4	5	4.2	2	0	1	1	0	0	16	10.5	
EASTERN WASH	12/19/09	*	19	5	6	.833	2	2	1.000	2	2	1.000	3	4	7	4.5	0	0	0	2	0	3	14	10.8	
vs NEVADA	12/22/09	*	34	7	7	1.000	0	0	.000	6	6	1.000	0	3	3	4.3	0	0	2	1	0	0	20	11.6	
vs NEBRASKA	12/23/09	*	33	3	5	.600	1	2	.500	0	0	.000	1	3	4	4.3	2	0	1	2	0	0	7	11.2	
at Arizona	12/28/09	*	32	5	8	.625	2	4	.500	0	0	.000	2	1	3	4.2	3	0	0	1	0	1	12	11.3	
EASTERN NM	01/02/10	*	20	3	6	.500	0	1	.000	2	3	.667	0	6	6	4.3	2	0	2	4	1	1	8	11.1	
UNLV	01/06/10	*	30	3	9	.333	1	1	1.000	5	6	.833	4	2	6	4.4	3	0	3	0	0	2	12	11.1	
at UTEP	01/09/10	*	36	5	9	.556	1	1	1.000	9	10	.900	3	8	11	4.8	2	0	2	2	0	1	20	11.6	
at Air Force	01/13/10	*	28	4	7	.571	0	3	.000	2	2	1.000	0	3	3	4.7	0	0	2	3	1	0	10	11.6	
COLORADO STATE	01/16/10	*	25	3	5	.600	1	2	.500	4	4	1.000	0	2	2	4.6	0	0	2	0	0	0	11	11.5	
WYOMING	01/20/10	*	35	8	12	.667	4	5	.800	4	4	1.000	4	2	6	4.7	0	0	0	2	1	0	24	12.2	
at SAN DIEGO STATE	01/23/10	*	32	6	10	.600	3	4	.750	2	2	1.000	1	1	2	4.5	0	0	2	1	0	0	17	12.4	
at New Mexico	01/27/10	*	28	3	8	.375	0	1	.000	1	2	.500	2	5	7	4.6	1	0	3	2	0	2	7	12.1	
UTAH	01/30/10	*	33	7	11	.636	0	1	.000	1	2	.500	3	4	7	4.7	1	0	1	0	0	1	15	12.3	
TCU	02/02/10	*	12	0	4	.000	0	2	.000	0	0	.000	0	4	4	4.7	0	0	0	0	0	0	0	11.8	
at UNLV	02/06/10	*	29	2	8	.250	1	3	.333	0	0	.000	2	1	3	4.6	1	0	0	1	0	0	5	11.5	
AIR FORCE	02/13/10	*	25	5	8	.625	1	2	.500	5	6	.833	1	1	2	4.5	2	0	2	3	0	4	16	11.7	
at Colorado State	02/17/10	*	16	2	5	.400	0	2	.000	0	0	.000	0	2	2	4.4	2	0	2	1	0	0	4	11.4	
at Wyoming	02/20/10	*	33	6	15	.400	0	2	.000	10	10	1.000	2	6	8	4.6	1	0	2	1	0	1	22	11.8	
SAN DIEGO STATE	02/24/10	*	26	1	7	.143	0	0	.000	8	8	1.000	2	3	5	4.6	2	0	4	1	0	2	10	11.7	
NEW MEXICO	02/27/10	*	36	5	13	.385	3	8	.375	5	5	1.000	1	0	1	4.5	0	0	2	1	0	0	18	11.9	
at Utah	03/03/10	*	28	1	6	.167	0	1	.000	4	4	1.000	2	4	6	4.5	3	0	3	1	0	1	6	11.7	
at TCU	03/06/10	*	8	1	1	1.000	0	0	.000	0	0	.000	0	0	0	4.4	2	0	0	1	0	0	2	11.4	
at UNLV	03/12/10		DNP																						
vs TCU	03/10/10	*	15	1	4	.250	0	0	.000	6	6	1.000	1	1	2	4.3	2	0	1	0	0	0	8	11.3	
vs Florida	03/18/10	*	21	3	5	.600	0	0	.000	4	4	1.000	1	0	1	4.2	2	0	2	0	0	1	10	11.3	
vs Kansas State	3/20/10	*	29	4	6	.667	0	0	.000	6	6	1.000	0	3	3	4.2	2	0	1	0	0	0	14	11.3	
Totals			30	924	131	263	.498	25	68	.368	110	120	.917	49	97	146	4.2	53	0	54	41	5	26	397	11.3

## CAREER STATISTICS (ALL GAMES)

Year	GP	GS	Min	Avg	FG	FGA	Pct	3FG	FGA	Pct	FT	FTA	Pct	Off	Def	TR	Avg	PF	FO	A	TO	Blk	Stl	Pts	Avg
2009-10	35	33	924	26.4	131	263	.498	25	68	.368	110	120	.917	49	97	146	4.2	53	0	54	41	5	26	397	11.3
TOTAL	35	33	924	26.4	131	263	.498	25	68	.368	110	120	.917	49	97	146	4.2	53	0	54	41	5	26	397	11.3

## CAREER STATISTICS (CONFERENCE GAMES)

Year	GP	GS	Min	Avg	FG	FGA	Pct	3FG	FGA	Pct	FT	FTA	Pct	Off	Def	TR	Avg	PF	FO	A	TO	Blk	Stl	Pts	Avg
2009-10	16	16	424	26.5	57	129	.442	14	37	.378	51	55	.927	24	40	64	4.0	18	0	28	18	2	13	179	11.2
TOTAL	16	16	424	26.5	57	129	.442	14	37	.378	51	55	.927	24	40	64	4.0	18	0	28	18	2	13	179	11.2




**5 — AGUSTIN AMBROSINO 6-8 • 225 • JUNIOR • FORWARD • CORDOBA, ARGENTINA (SALT LAKE CC)**
**2012-13 SEASON — PPG: — RPG: — APG: — SPG: — BPG: — FG%: — 3FG%: — FT%: —**
**Before BYU**

- Played at Salt Lake Community College for Todd Phillips in 2011-12
- Averaged 9.6 points and 5.3 rebounds while shooting .498 from the field, .438 from three and .778 from the free throw line as SLCC went 22-9
- Posted season highs of 22 points and 10 rebounds
- Earned All-SWAC honors
- Played at Gulf Coast State College as a freshman where he averaged 5.8 points and 2.8 rebounds while shooting .463 from the field and .415 from three
- Prepped at San Jose School in his hometown of Cordoba

 Scan for Ambrosino's bio on  
BYUcougars.com

**Other**

- Parents are Nestor Ambrosino and Maria Alejandra Noriega
- His father Nestor played minor league basketball in Argentina
- Has two sisters
- Enjoys watching movies, listening to music and watching any kind of sports, including soccer, tennis and volleyball

**2012-13 SEASON HIGHS**

PTS	
1st H	
2nd H	
REB	
AST	
STL	
BLK	
FGM	
FGA	
3PM	
3PA	
FTM	
FTA	

**CAREER HIGHS**

PTS	
REB	
AST	
STL	
BLK	
FGM	
FGA	
3PM	
3PA	
FTM	
FTA	

**MISCELLANEOUS**

	12-13	Career
Double-Figure PTS	0 (0-0)	0 (0-0)
20-plus Pts	0 (0-0)	0 (0-0)
Double-Figure REB	0 (0-0)	0 (0-0)
Double-Doubles	0 (0-0)	0 (0-0)
3-plus STL	0 (0-0)	0 (0-0)
3-plus BLK	0 (0-0)	0 (0-0)
3-plus 3-point FG	0 (0-0)	0 (0-0)
Scoring Leader	0 (0-0)	0 (0-0)
Rebound Leader	0 (0-0)	0 (0-0)
Assist Leader	0 (0-0)	0 (0-0)

**2012-13 GAME-BY-GAME**


Opponent	Date	GS	Min	FG	FGA	Pct	3FG	FGA	Pct	FT	FTA	Pct	Off	Def	TR	Avg	PF	FO	A	TO	Blk	Stl	Pts	Avg
TENNESSEE STATE	11/09/12																							
GEORGIA STATE	11/13/12																							
vs. Florida State	11/16/12																							
TBD	11/17/12																							
UTSA	11/21/12																							
CS NORTHBRIDGE	11/24/12																							
vs. Montana	11/28/12																							
at Iowa State	12/01/12																							
UTAH STATE	12/05/12																							
UTAH	12/08/12																							
at Weber State	12/15/12																							
EASTERN NM	12/18/12																							
at Baylor	12/21/12																							
NORTHERN ARIZONA	12/27/12																							
vs. Virginia Tech	12/29/12																							
LMU	01/03/13																							
at San Francisco	01/05/13																							
PEPPERDINE	01/10/13																							
at Santa Clara	01/12/13																							
SAINT MARY'S	01/16/13																							
SAN DIEGO	01/19/13																							
at Gonzaga	01/24/13																							
at Portland	01/26/13																							
at Pepperdine	01/31/13																							
SANTA CLARA	02/02/13																							
at San Diego	02/07/13																							
SAN FRANCISCO	02/09/13																							
PORTLAND	02/16/13																							
at Saint Mary's	02/21/13																							
GONZAGA	02/28/13																							
at LMU	03/02/13																							
Totals																								

**CAREER STATISTICS (ALL GAMES)**

Year	GP	GS	Min	Avg	FG	FGA	Pct	3FG	FGA	Pct	FT	FTA	Pct	Off	Def	TR	Avg	PF	FO	A	TO	Blk	Stl	Pts	Avg
2012-13	0	0	0	0.0	0	0	.000	0	0	.000	0	0	.000	0	0	0	0.0	0	0	0	0	0	0	0	0.0
TOTAL	0	0	0	0.0	0	0	.000	0	0	.000	0	0	.000	0	0	0	0.0	0	0	0	0	0	0	0	0.0

**CAREER STATISTICS (CONFERENCE GAMES)**

Year	GP	GS	Min	Avg	FG	FGA	Pct	3FG	FGA	Pct	FT	FTA	Pct	Off	Def	TR	Avg	PF	FO	A	TO	Blk	Stl	Pts	Avg
2012-13	0	0	0	0.0	0	0	.000	0	0	.000	0	0	.000	0	0	0	0.0	0	0	0	0	0	0	0	0.0
TOTAL	0	0	0	0.0	0	0	.000	0	0	.000	0	0	.000	0	0	0	0.0	0	0	0	0	0	0	0	0.0



## 10 — MATT CARLINO 6-2 • 175 • SOPHOMORE • GUARD • SCOTTSDALE, ARIZ. (BLOOMINGTON SOUTH HS)

**2011-12 SEASON — PPG: 12.2 RPG: 3.0 APG: 4.6 SPG: 1.4 BPG: 0.3 FG%: .401 3FG%: .331 FT%: .759**

### In 2011-12

- Named All-WCC Honorable Mention and to the WCC All-Freshman Team
- Averaged 12.2 points, 4.6 assists, 3.0 rebounds and 1.4 steals and started in 24 of 25 games played
- Posted season highs of 30 points, 7 rebounds, 11 assists and 4 steals
- In league games was 14th in scoring, 4th in assists, T-9th in steals, T-12th in 3-point FGs and 3rd in assist/turnover ratio
- Had 3-plus threes 7 times, 3-plus steals 6 times and 20-plus points 3 times
- Scored in double figures in 15 games and led the team in scoring 4 times and assists 16 times
- Shot .401 from the field, .331 from three and .759 from the free throw line
- Posted BYU's only 30-point game of the season with 30 points on 13 of 19 shooting, including the game-winner, at San Francisco

Scan for Carlino's bio on  
BYUcougars.com



### 2011-12 SEASON HIGHS

PTS	30, at San Francisco – 2/16/12
1st H	22, at San Francisco – 2/16/12
2nd H	16, CSUSM – 12/27/11
REB	7, twice, last, at San Diego – 1/16/12
AST	11, Buffalo -- 12/20/11
STL	4, at San Francisco – 2/16/12
BLK	1, 6 times, last, vs. San Diego – 3/2/12
FGM	13, at San Francisco – 2/16/12
FGA	23, at Gonzaga -- 2/23/12
3PM	4, twice, last, at USF – 2/16/12
3PA	9, at Gonzaga -- 2/23/12
FTM	7, at Portland – 2/4/12
FTA	8, at Portland – 2/4/12

### CAREER HIGHS

PTS	30, at San Francisco – 2/16/12
REB	7, twice, last at San Diego – 1/16/12
AST	11, Buffalo – 12/20/11
STL	4, at San Francisco – 2/16/12
BLK	1, 7 times, last vs. San Diego – 3/2/12
FGM	13, at San Francisco – 2/16/12
FGA	23, at Gonzaga – 2/23/12
3PM	4, twice, last at USF – 2/16/12
3PA	9, at Gonzaga – 2/23/12
FTM	7, at Portland – 2/4/12
FTA	8, at Portland – 2/4/12

### MISCELLANEOUS

	11-12	Career
Double-Figure PTS	15 (10-5)	15 (10-5)
20-plus Pts	3 (3-0)	3 (3-0)
Double-Figure REB	0 (0-0)	0 (0-0)
Double-Doubles	1 (1-0)	1 (1-0)
3-plus STL	6 (6-0)	6 (6-0)
3-plus BLK	0 (0-0)	0 (0-0)
3-plus 3-point FG	7 (4-3)	7 (4-3)
Scoring Leader	4 (2-2)	4 (2-2)
Rebound Leader	0 (0-0)	0 (0-0)
Assist Leader	16 (11-5)	16 (11-5)

### Other

- Redshirted at BYU in 2010-11 after transferring from UCLA
- Lists former Utah Jazz great, John Stockton, and New York Yankees' closer Mariano Rivera as his sports heroes
- Led Bloomington South to a 23-1 record while averaging 13.4 points, 5.9 rebounds and 4.3 assists per game
- Led Bloomington South to the 4A State Regional Finals and a No. 1 ranking for much of the season

### 2011-12 GAME-BY-GAME


Opponent	Date	GS	Min	FG	FGA	Pct	3FG	FGA	Pct	FT	FTA	Pct	Off	Def	TR	Avg	PF	FO	A	TO	Blk	Stl	Pts	Avg
at Utah State	11/11/11		DNP																					
BYU-HAWAII	11/15/11		DNP																					
LONGWOOD	11/18/11		DNP																					
PRAIRIE VIEW A&M	11/22/11		DNP																					
vs Nevada	11/25/11		DNP																					
vs Wisconsin	11/26/11		DNP																					
vs Northern Arizona	11/30/11		DNP																					
vs Oregon	12/03/11		DNP																					
WEBER STATE	12/07/11		DNP																					
at Utah	12/10/11		DNP																					
BAYLOR	12/17/11		24	7	14	.500	4	8	.500	0	0	.000	0	1	1	1.0	4	0	2	4	1	1	18	18.0
BUFFALO	12/20/11	*	29	3	9	.333	2	5	.400	2	2	1.000	1	6	7	4.0	3	0	11	5	0	3	10	14.0
UCSB	12/22/11	*	32	8	14	.571	3	5	.600	3	5	.600	0	2	2	3.3	1	0	6	3	1	2	22	16.7
CS SAN MARCOS	12/27/11	*	21	6	7	.857	3	4	.750	4	4	1.000	0	2	2	3.0	2	0	0	2	0	3	19	17.3
at Saint Mary's	12/29/11	*	27	5	15	.333	3	6	.500	0	0	.000	1	3	4	3.2	4	0	6	3	0	0	13	16.4
SAN DIEGO	12/31/11	*	20	3	7	.429	2	5	.400	0	0	.000	0	6	6	3.7	5	1	3	2	1	3	8	15.0
at LMU	01/05/12	*	24	2	9	.222	1	7	.143	4	6	.667	1	1	2	3.4	0	0	7	1	0	1	9	14.1
SAN FRANCISCO	01/07/12	*	31	4	6	.667	2	3	.667	2	2	1.000	0	1	1	3.1	1	0	4	2	0	2	12	13.9
SANTA CLARA	01/14/12	*	33	7	12	.583	3	6	.500	4	6	.667	0	3	3	3.1	2	0	8	2	1	1	21	14.7
at San Diego	01/16/12	*	25	5	9	.556	2	4	.500	2	2	1.000	1	6	7	3.5	2	0	2	4	1	0	14	14.6
LMU	01/19/12	*	30	2	10	.200	1	7	.143	0	0	.000	1	3	4	3.5	4	0	3	3	0	0	5	13.7
at Pepperdine	01/21/12	*	20	0	4	.000	0	1	.000	0	0	.000	0	1	1	3.3	1	0	2	0	0	0	0	12.6
at Virginia Tech	01/25/12	*	35	3	15	.200	1	8	.125	0	0	.000	1	5	6	3.5	2	0	5	1	0	0	7	12.2
SAINT MARY'S	01/28/12	*	28	6	15	.400	0	5	.000	3	4	.750	1	2	3	3.5	5	1	3	0	0	0	15	12.4
GONZAGA	02/02/12	*	28	7	13	.538	1	2	.500	3	4	.750	0	0	0	3.3	3	0	5	3	0	3	18	12.7
at Portland	02/04/12	*	27	3	11	.273	0	4	.000	7	8	.875	1	3	4	3.3	2	0	4	2	1	1	13	12.8
PEPPERDINE	02/11/12	*	20	4	11	.364	1	7	.143	1	1	1.000	0	3	3	3.3	0	0	6	3	0	3	10	12.6
at San Francisco	02/16/12	*	37	13	19	.684	4	7	.571	0	1	.000	0	4	4	3.3	1	0	3	3	0	4	30	13.6
at Santa Clara	02/18/12	*	22	1	4	.250	0	1	.000	0	0	.000	1	2	3	3.3	2	0	7	2	0	2	2	12.9
at Gonzaga	02/23/12	*	33	7	23	.304	3	9	.333	1	3	.333	0	2	2	3.3	4	0	3	4	0	2	18	13.2
PORTLAND	02/25/12	*	32	3	8	.375	0	2	.000	2	4	.500	0	3	3	3.2	1	0	8	2	0	0	8	13.0
vs San Diego	03/02/12	*	29	3	9	.333	2	4	.500	0	0	.000	0	1	1	3.1	4	0	7	9	1	1	8	12.7
vs Gonzaga	03/03/12	*	33	4	12	.333	2	6	.333	2	2	1.000	0	3	3	3.1	2	0	4	5	0	1	12	12.7
vs Iona	03/13/12	*	20	2	7	.286	0	3	.000	2	2	1.000	0	1	1	3.0	1	0	2	5	0	1	6	12.4
vs MARQUETTE	03/15/12	*	32	2	10	.200	1	4	.250	2	2	1.000	0	2	2	3.0	2	0	4	5	0	2	7	12.2
Totals			24	692	110	.274	.401	41	.331	44	58	.759	9	66	75	3.0	58	2	115	75	7	36	305	12.2

### CAREER STATISTICS (ALL GAMES)

Year	GP	GS	Min	Avg	FG	FGA	Pct	3FG	FGA	Pct	FT	FTA	Pct	Off	Def	TR	Avg	PF	FO	A	TO	Blk	Stl	Pts	Avg
2011-12	25	24	692	27.7	110	274	.401	41	124	.331	44	58	.759	9	66	75	3.0	58	2	115	75	7	36	305	12.2
TOTAL	25	24	692	27.7	110	274	.401	41	124	.331	44	58	.759	9	66	75	3.0	58	2	115	75	7	36	305	12.2

### CAREER STATISTICS (CONFERENCE GAMES)

Year	GP	GS	Min	Avg	FG	FGA	Pct	3FG	FGA	Pct	FT	FTA	Pct	Off	Def	TR	Avg	PF	FO	A	TO	Blk	Stl	Pts	Avg
2011-12	16	16	437	27.3	72	177	.407	23	77	.299	29	41	.707	7	43	50	3.1	37	2	74	36	4	22	196	12.3
TOTAL	16	16	437	27.3	72	177	.407	23	77	.299	29	41	.707	7	43	50	3.1	37	2	74	36	4	22	196	12.3



## 12 — JOSH SHARP

6-7 • 185 • SOPHOMORE • FORWARD • HIGHLAND, UTAH (UTAH)

2011-12 SEASON — PPG: 1.2 RPG: 1.4 APG: 0.4 SPG: 0.1 BPG: 0.1 FG%: .391 3FG%: .200 FT%: .609

## In 2011-12

- Played in 28 games
- Received Bronze Honors on the WCC Commissioner's Honor Roll
- Posted season highs of 5 points, 6 rebounds, 3 assists, 1 block and 1 steal
- Had at least 1 offensive rebound in 11 games
- Averaged 1.2 points and 1.4 rebounds

Scan for Sharp's bio on  
BYUcougars.com

## Other

- Parents are Joe and Debbie Sharp
- Wife's name is Jordan
- Served a mission for The Church of Jesus Christ of Latter-day Saints in Houston
- Played for Quincy Lewis at Lone Peak High School
- Helped the Knights to back-to-back state titles in 2007 and 2008
- Named first-team all-state by the Deseret News and Salt Lake Tribune
- A team captain as a senior
- Averaged 13.5 points and 6.3 rebounds as a senior
- Redshirted the 2008-09 season at Utah

## 2011-12 SEASON HIGHS

PTS	5, twice, last vs. PVAMU – 11/22/11
1st H	4, Buffalo – 12/20/11
2nd H	5, twice, last, PVAMU – 11/22/11
REB	6, twice, last, PVAMU – 11/22/11
AST	3, Longwood – 11/18/11
STL	1, 4 times, last at Gonzaga – 2/23/12
BLK	1, 3 times, last at Gonzaga – 2/23/12
FGM	2, three times, last, Buffalo – 12/20/11
FGA	4, at Utah State – 11/11/11
3PM	1, Prairie View A&M – 11/22/11
3PA	1, five times, last Pepperdine – 2/11/12
FTM	3, Pepperdine – 2/11/12
FTA	4, twice, last, Pepperdine – 2/11/12

## CAREER HIGHS

PTS	5, BYU-Hawaii – 11/15/11
REB	6, twice, last, PVAMU – 11/22/11
AST	3, Longwood – 11/18/11
STL	1, 3 times, last, San Diego – 12/31/11
BLK	1, 3 times, last at Gonzaga – 2/23/12
FGM	2, three times, last, Buffalo – 12/20/11
FGA	4, at Utah State – 11/11/11
3PM	1, Prairie View A&M – 11/22/11
3PA	1, four times, last, CSUSM – 1/27/11
FTM	3, Pepperdine – 2/11/12
FTA	4, twice, last, Pepperdine – 2/11/12

## MISCELLANEOUS

	11-12	Career
Double-Figure PTS	0 (0-0)	0 (0-0)
20-plus Pts	0 (0-0)	0 (0-0)
Double-Figure REB	0 (0-0)	0 (0-0)
Double-Doubles	0 (0-0)	0 (0-0)
3-plus STL	0 (0-0)	0 (0-0)
3-plus BLK	0 (0-0)	0 (0-0)
3-plus 3-point FG	0 (0-0)	0 (0-0)
Scoring Leader	0 (0-0)	0 (0-0)
Rebound Leader	0 (0-0)	0 (0-0)
Assist Leader	0 (0-0)	0 (0-0)

## 2011-12 GAME-BY-GAME

Opponent	Date	GS	Min	FG	FGA	Pct	3FG	FGA	Pct	FT	FTA	Pct	Off	Def	TR	Avg	PF	FO	A	TO	Blk	Stl	Pts	Avg
at Utah State	11/11/11		15	1	4	.250	0	0	.000	0	0	.000	2	2	4	4.0	2	0	0	0	0	0	2	2.0
BYU-HAWAII	11/15/11		12	2	3	.667	0	0	.000	1	3	.333	2	4	6	5.0	2	0	1	0	0	1	5	3.5
LONGWOOD	11/18/11		17	0	1	.000	0	0	.000	1	2	.500	1	3	4	4.7	3	0	3	1	0	0	1	2.7
PRAIRIE VIEW A&M	11/22/11		22	2	2	1.000	1	1	1.000	0	0	.000	1	5	6	5.0	2	0	1	1	0	0	5	3.3
vs Nevada	11/25/11		10	0	0	.000	0	0	.000	0	0	.000	0	1	1	4.2	1	0	0	2	0	0	0	2.6
vs Wisconsin	11/26/11		1	0	0	.000	0	0	.000	0	0	.000	1	0	1	3.7	0	0	0	0	0	0	0	2.2
vs Northern Arizona	11/30/11		16	1	2	.500	0	1	.000	0	0	.000	1	0	1	3.3	3	0	2	3	0	0	2	2.1
vs Oregon	12/03/11		2	0	0	.000	0	0	.000	0	0	.000	0	0	0	2.9	1	0	0	1	0	0	0	1.9
WEBER STATE	12/07/11		3	0	0	.000	0	0	.000	0	0	.000	0	0	0	2.6	0	0	0	1	0	0	0	1.7
at Utah	12/10/11		DNP																					
BAYLOR	12/17/11		DNP																					
BUFFALO	12/20/11		14	2	3	.667	0	1	.000	0	0	.000	0	0	0	2.3	0	0	1	0	0	0	4	1.9
UCSB	12/22/11		3	0	0	.000	0	0	.000	0	0	.000	0	0	0	2.1	0	0	0	0	0	0	0	1.7
CS SAN MARCOS	12/27/11		15	1	3	.333	0	1	.000	2	4	.500	2	2	4	2.3	0	0	1	1	0	1	4	1.9
at Saint Mary's	12/29/11		1	0	0	.000	0	0	.000	2	2	1.000	1	0	1	2.2	0	0	0	0	0	0	2	1.9
SAN DIEGO	12/31/11		5	0	0	.000	0	0	.000	0	0	.000	1	1	2	2.1	0	0	1	1	1	1	0	1.8
at LMU	01/05/12		DNP																					
SAN FRANCISCO	01/07/12		11	0	1	.000	0	0	.000	1	2	.500	0	0	0	2.0	1	0	0	0	1	0	1	1.7
SANTA CLARA	01/14/12		2	0	0	.000	0	0	.000	2	2	1.000	0	1	1	1.9	0	0	0	0	0	0	2	1.8
at San Diego	01/16/12		6	0	0	.000	0	0	.000	1	2	.500	0	0	0	1.8	1	0	0	0	0	0	1	1.7
LMU	01/19/12		2	0	0	.000	0	0	.000	0	0	.000	0	1	1	1.8	0	0	0	1	0	0	0	1.6
at Pepperdine	01/21/12		DNP																					
at Virginia Tech	01/25/12		DNP																					
SAINT MARY'S	01/28/12		1	0	0	.000	0	0	.000	0	0	.000	1	0	1	1.7	0	0	0	0	0	0	0	1.5
GONZAGA	02/02/12		DNP																					
at Portland	02/04/12		5	0	0	.000	0	0	.000	1	2	.500	0	0	0	1.7	0	0	0	0	0	0	1	1.5
PEPPERDINE	02/11/12		7	0	1	.000	0	1	.000	3	4	.750	0	0	0	1.6	1	0	1	0	0	0	3	1.6
at San Francisco	02/16/12		2	0	1	.000	0	0	.000	0	0	.000	0	0	0	1.5	1	0	0	0	0	0	0	1.5
at Santa Clara	02/18/12		2	0	0	.000	0	0	.000	0	0	.000	0	1	1	1.5	1	0	0	0	0	0	0	1.4
at Gonzaga	02/23/12		18	0	1	.000	0	0	.000	0	0	.000	3	0	3	1.5	2	0	1	0	1	1	0	1.4
PORTLAND	02/25/12		1	0	0	.000	0	0	.000	0	0	.000	0	0	0	1.5	0	0	0	0	0	0	0	1.3
vs San Diego	03/02/12		1	0	1	.000	0	0	.000	0	0	.000	0	0	0	1.4	0	0	0	0	0	0	0	1.3
vs Gonzaga	03/03/12		2	0	0	.000	0	0	.000	0	0	.000	0	1	1	1.4	0	0	0	0	0	0	0	1.2
vs Iona	03/13/12		DNP																					
vs MARQUETTE	03/15/12		1	0	0	.000	0	0	.000	0	0	.000	0	0	0	1.4	0	0	0	0	0	0	0	1.2
Totals		0	197	9	23	.391	1	5	.200	14	23	.609	16	22	38	1.4	21	0	12	12	3	4	33	1.2

## CAREER STATISTICS (ALL GAMES)

Year	GP	GS	Min	Avg	FG	FGA	Pct	3FG	FGA	Pct	FT	FTA	Pct	Off	Def	TR	Avg	PF	FO	A	TO	Blk	Stl	Pts	Avg
2011-12	28	0	197	7.0	9	23	.391	1	5	.200	14	23	.609	16	22	38	1.4	21	0	12	12	3	4	33	1.2
TOTAL	28	0	197	7.0	9	23	.391	1	5	.200	14	23	.609	16	22	38	1.4	21	0	12	12	3	4	33	1.2

## CAREER STATISTICS (CONFERENCE GAMES)

Year	GP	GS	Min	Avg	FG	FGA	Pct	3FG	FGA	Pct	FT	FTA	Pct	Off	Def	TR	Avg	PF	FO	A	TO	Blk	Stl	Pts	Avg
2011-12	13	0	63	4.8	0	4	.000	0	1	.000	10	14	.714	6	4	10	0.8	7	0	3	2	3	2	10	0.8
TOTAL	13	0	63	4.8	0	4	.000	0	1	.000	10	14	.714	6	4	10	0.8	7	0	3	2	3	2	10	0.8



## 13 — BROCK ZYLSTRA

6-6 • 210 • SENIOR • GUARD • LA VERNE, CALIF. (BONITA HS)

2011-12 SEASON — PPG: 8.3 RPG: 4.3 APG: 1.9 SPG: 1.2 BPG: 0.2 FG%: .455 3FG%: .376 FT%: .644

## In 2011-12

- Received the Most Improved Player Award at the team banquet
- Received Bronze Honors on the WCC Commissioner's Honor Roll
- Was 8th in the WCC in 3-point FG percentage, 10th in steals and 3-point FGs made and 15th in defensive rebounds
- Posted season highs of 26 points, 9 rebounds, 5 assists and 4 steals
- Played in every game but 1 and started 28 games
- Scored in double figures 8 times, 20-plus points 4 times and led the team in scoring 4 times

Scan for Zylstra's bio on  
BYUcougars.com

## Other

- Parents are Dave and Maxine Zylstra
- Wife's name is Sarah and they have a daughter, Sophia
- Served a mission for The Church of Jesus Christ of Latter-day Saints in New Zealand
- Averaged 22 points, 12 rebounds, three steals and one block per game as a senior at Bonita HS
- Named first-team All-CIF as both a junior and a senior

## 2011-12 SEASON HIGHS

PTS	26, Buffalo -- 12/20/11
1st H	15, vs. Northern Arizona -- 11/30/11
2nd H	14, at San Diego -- 1/16/12
REB	9, Portland -- 2/25/12
AST	5, UCSB -- 12/22/11
STL	4, twice, last, vs. San Diego -- 3/2/12
BLK	1, 7 times, last, vs. Marquette -- 3/15/12
FGM	9, Buffalo -- 12/20/11
FGA	16, Buffalo -- 12/20/11
3PM	6, vs. San Francisco -- 1/7/12
3PA	10, Buffalo -- 12/20/11
FTM	6, at Portland -- 2/4/12
FTA	9, at Portland -- 2/4/12

## CAREER HIGHS

PTS	26, Buffalo -- 12/20/11
REB	9, Portland -- 2/25/12
AST	5, UCSB -- 12/22/11
STL	4, twice, last, vs. San Diego -- 3/2/12
BLK	1, 8 times, last, vs. Marquette -- 3/15/12
FGM	9, Buffalo -- 12/20/11
FGA	16, Buffalo -- 12/20/11
3PM	6, vs. San Francisco -- 1/7/12
3PA	10, Buffalo -- 12/20/11
FTM	6, at Portland -- 2/4/12
FTA	9, at Portland -- 2/4/12

## MISCELLANEOUS

	11-12	Career
Double-Figure PTS	8 (8-0)	9 (9-0)
20-plus Pts	4 (4-0)	4 (4-0)
Double-Figure REB	0 (0-0)	0 (0-0)
Double-Doubles	0 (0-0)	0 (0-0)
3-plus STL	3 (2-1)	3 (2-1)
3-plus BLK	0 (0-0)	0 (0-0)
3-plus 3-point FG	6 (6-0)	7 (7-0)
Scoring Leader	4 (4-0)	4 (4-0)
Rebound Leader	2 (2-0)	2 (2-0)
Assist Leader	1 (0-1)	1 (0-1)

## 2011-12 GAME-BY-GAME

Opponent	Date	GS	Min	FG	FGA	Pct	3FG	FGA	Pct	FT	FTA	Pct	Off	Def	TR	Avg	PF	FO	A	TO	Blk	Stl	Pts	Avg	
at Utah State	11/11/11	*	31	1	4	.250	0	3	.000	0	0	.000	0	3	3	3.0	3	0	3	5	0	1	2	2.0	
BYU-HAWAII	11/15/11	*	32	3	9	.333	1	4	.250	0	0	.000	3	3	6	4.5	2	0	1	5	0	1	7	4.5	
LONGWOOD	11/18/11	*	18	2	5	.400	2	3	.667	0	0	.000	1	0	1	3.3	1	0	1	0	0	1	6	5.0	
PRAIRIE VIEW A&M	11/22/11	*	14	2	4	.500	2	4	.500	2	2	1.000	1	3	4	3.5	3	0	1	2	0	1	8	5.8	
vs Nevada	11/25/11	*	30	3	7	.429	2	5	.400	0	0	.000	1	1	2	3.2	1	0	2	0	0	1	8	6.2	
vs Wisconsin	11/26/11	*	22	2	7	.286	0	4	.000	0	0	.000	1	4	5	3.5	1	0	0	0	0	1	4	5.8	
vs Northern Arizona	11/30/11	*	26	8	10	.800	5	6	.833	2	2	1.000	1	2	3	3.4	3	0	1	1	0	1	23	8.3	
vs Oregon	12/03/11	*	26	2	6	.333	1	4	.250	2	3	.667	0	0	0	3.0	1	0	3	0	0	2	7	8.1	
WEBER STATE	12/07/11	*	27	6	11	.545	3	5	.600	0	0	.000	0	6	6	3.3	1	0	2	0	1	1	15	8.9	
at Utah	12/10/11	*	28	2	6	.333	2	5	.400	0	0	.000	1	1	2	3.2	1	0	4	1	0	0	6	8.6	
BAYLOR	12/17/11	*	38	1	4	.250	1	2	.500	1	2	.500	0	7	7	3.5	1	0	3	3	0	1	4	8.2	
BUFFALO	12/20/11	*	36	9	16	.563	4	10	.400	4	4	1.000	0	2	2	3.4	1	0	4	2	0	4	26	9.7	
UCSB	12/22/11	*	32	3	5	.600	2	4	.500	1	4	.250	1	6	7	3.7	3	0	5	4	1	1	9	9.6	
CS SAN MARCOS	12/27/11	*	21	1	2	.500	1	2	.500	0	0	.000	1	3	4	3.7	0	0	2	1	0	2	3	9.1	
at Saint Mary's	12/29/11	*	32	2	3	.667	0	1	.000	0	1	.000	1	1	2	3.6	4	0	3	1	0	0	4	8.8	
SAN DIEGO	12/31/11	*	28	2	6	.333	1	5	.200	3	4	.750	1	5	6	3.8	2	0	3	1	0	0	8	8.8	
at LMU	01/05/12	*	29	0	1	.000	0	1	.000	0	0	.000	1	4	5	3.8	4	0	3	2	0	0	0	8.2	
SAN FRANCISCO	01/07/12	*	25	8	8	1.000	6	6	1.000	0	0	.000	0	6	6	3.9	2	0	3	3	0	1	22	9.0	
SANTA CLARA	01/14/12	*	29	3	6	.500	1	3	.333	0	0	.000	0	4	4	3.9	2	0	2	1	0	1	7	8.9	
at San Diego	01/16/12	*	33	6	11	.545	5	8	.625	0	0	.000	0	7	7	4.1	0	0	1	2	0	3	17	9.3	
LMU	01/19/12	*	35	2	7	.286	1	5	.200	2	4	.500	3	3	6	4.2	3	0	0	1	0	2	7	9.2	
at Pepperdine	01/21/12	*	36	1	6	.167	0	4	.000	3	5	.600	2	5	7	4.3	1	0	1	1	0	2	5	9.0	
at Virginia Tech	01/25/12	*	27	1	5	.200	1	5	.200	0	0	.000	0	0	0	4.1	4	0	2	0	0	0	3	8.7	
SAINT MARY'S	01/28/12	*	28	0	5	.000	0	4	.000	1	2	.500	3	1	4	4.1	1	0	3	2	1	3	1	8.4	
GONZAGA	02/02/12		25	2	3	.667	0	1	.000	0	0	.000	0	4	4	4.1	2	0	1	1	0	2	4	8.2	
at Portland	02/04/12		28	3	5	.600	0	2	.000	6	9	.667	2	3	5	4.2	3	0	0	1	0	1	12	8.4	
PEPPERDINE	02/11/12	DNP																							
at San Francisco	02/16/12		18	1	5	.200	0	3	.000	1	2	.500	1	3	4	4.1	0	0	1	1	0	1	3	8.2	
at Santa Clara	02/18/12		26	5	6	.833	2	3	.667	0	0	.000	0	5	5	4.2	1	0	1	1	1	0	12	8.3	
at Gonzaga	02/23/12		17	0	5	.000	0	4	.000	0	0	.000	0	0	0	4.0	2	0	0	0	0	0	0	8.0	
PORTLAND	02/25/12		37	6	12	.500	4	8	.500	4	6	.667	3	6	9	4.2	0	0	1	1	0	1	20	8.4	
vs San Diego	03/02/12	*	35	5	8	.625	2	3	.667	0	0	.000	0	6	6	4.3	2	0	2	1	1	4	12	8.5	
vs Gonzaga	03/03/12	*	31	1	5	.200	0	2	.000	1	2	.500	1	4	5	4.3	1	0	0	0	0	1	3	8.4	
vs Iona	03/13/12	*	27	2	5	.400	1	3	.333	1	3	.333	2	2	4	4.3	1	0	3	1	1	0	6	8.3	
vs MARQUETTE	03/15/12	*	32	2	6	.333	0	2	.000	4	4	1.000	1	5	6	4.3	3	0	2	3	1	0	8	8.3	
Totals			28	959	97	213	.455	50	133	.376	38	59	.644	32	115	147	4.3	60	0	64	48	7	40	282	8.3

## CAREER STATISTICS (ALL GAMES)

Year	GP	GS	Min	Avg	FG	FGA	Pct	3FG	FGA	Pct	FT	FTA	Pct	Off	Def	TR	Avg	PF	FO	A	TO	Blk	Stl	Pts	Avg
2009-10	20	0	63	3.2	7	18	.389	0	3	.000	5	8	.625	2	11	13	0.7	4	0	2	4	1	1	19	1.0
2010-11	29	0	150	5.2	10	32	.313	6	22	.273	7	12	.583	5	19	24	0.8	13	0	9	4	0	8	33	1.1
2011-12	34	28	959	28.2	97	213	.455	50	133	.376	38	59	.644	32	115	147	4.3	60	0	64	48	7	40	282	8.3
TOTAL	83	28	1172	14.1	114	263	.433	56	158	.354	50	79	.633	39	145	184	2.2	77	0	75	56	8	49	334	4.0

## CAREER STATISTICS (CONFERENCE GAMES)

Year	GP	GS	Min	Avg	FG	FGA	Pct	3FG	FGA	Pct	FT	FTA	Pct	Off	Def	TR	Avg	PF	FO	A	TO	Blk	Stl	Pts	Avg
2009-10	8	0	24	3.0	3	7	.429	0	1	.000	2	4	.500	1	1	2	0.3	2	0	1	2	0	0	8	1.0
2010-11	11	0	40	3.6	2	7	.286	0	3	.000	3	7	.429	2	5	7	0.6	4	0	2	0	0	2	7	0.6
2011-12	15	9	426	28.4	41	88	.466	20	57	.351	20	33	.606	17	57	74	4.9	27	0	23	19	2	17	122	8.1
TOTAL	34	9	490	14.4	46	102	.451	20	61	.328	25	44	.568	20	63	83	2.4	33	0	26	21	2	19	137	4.0



## 20 — ANSON WINDER

6-3 • 195 • SOPHOMORE • GUARD • LAS VEGAS, NEV. (BISHOP GORMAN HS)

**2011-12 SEASON — PPG: 4.3 RPG: 1.6 APG: 1.7 SPG: 1.0 BPG: 0.1 FG%: .366 3FG%: .298 FT%: .634**

## In 2011-12

- Started 15 times and played in 34 games
- Posted season highs of 20 points, 4 rebounds, 9 assists, 4 steals and 2 blocks
- Was 14th in the WCC in steals
- Was BYU's assist leader in 7 games, scored in double figures 5 times and had 3-plus steals 7 times

Scan for Winder's bio on  
BYUcougars.com

## Other

- Parents are Chuck Winder and Teresa Williams
- Also recruited by Nevada, SMU, Portland, UC Riverside and Idaho
- Helped lead Bishop Gorman to back-to-back Nevada 4A state titles
- Averaged 17 points and seven boards as a senior and led Bishop Gorman to a 30-2 record
- Earned first-team all-Southwest League and first-team all-Sunset Division honors
- As a junior averaged 13.8 points, 8.2 rebounds and 3.0 assists and helped Bishop Gorman to a 28-5 record
- Earned all-tournament honors at the Wyoming Energy Classic

## 2011-12 SEASON HIGHS

PTS	20, Buffalo – 12/20/11
1st H	17, Buffalo – 12/20/11
2nd H	7 vs. Oregon – 12/3/11
REB	6, at San Francisco – 2/16/12
AST	9, vs Northern Arizona – 11/30/11
STL	4, vs Nevada – 11/25/11
BLK	2, vs Northern Arizona – 11/30/11
FGM	7, Buffalo – 12/20/11
FGA	9, vs Nevada – 11/25/11
3PM	6, Buffalo – 12/20/11
3PA	7, twice, last, Pepperdine – 2/11/12
FTM	3, twice, last, UCSB – 12/22/11
FTA	5, Longwood – 11/18/11

## CAREER HIGHS

PTS	20, Buffalo – 12/20/11
REB	6, at San Francisco – 2/16/12
AST	9, vs Northern Arizona – 11/30/11
STL	4, vs Nevada – 11/25/11
BLK	2, vs Northern Arizona – 11/30/11
FGM	7, Buffalo – 12/20/11
FGA	9, vs Nevada – 11/25/11
3PM	6, Buffalo – 12/20/11
3PA	7, twice, last, Pepperdine – 2/11/12
FTM	3, twice, last, UCSB – 12/22/11
FTA	5, Longwood – 11/18/11

## MISCELLANEOUS

	11-12	Career
Double-Figure PTS	5 (5-0)	5 (5-0)
20-plus Pts	1 (1-0)	1 (1-0)
Double-Figure REB	0 (0-0)	0 (0-0)
Double-Doubles	0 (0-0)	0 (0-0)
3-plus STL	7 (5-2)	7 (5-2)
3-plus BLK	0 (0-0)	0 (0-0)
3-plus 3-point FG	2 (2-0)	2 (2-0)
Scoring Leader	0 (0-0)	0 (0-0)
Rebound Leader	1 (1-0)	1 (1-0)
Assist Leader	7 (7-0)	7 (7-0)

## 2011-12 GAME-BY-GAME

Opponent	Date	GS	Min	FG	FGA	Pct	3FG	FGA	Pct	FT	FTA	Pct	Off	Def	TR	Avg	PF	FO	A	TO	Blk	Stl	Pts	Avg
at Utah State	11/11/11		DNP																					
BYU-HAWAII	11/15/11		2	0	0	.000	0	0	.000	0	0	.000	0	1	1	1.0	0	0	0	0	0	0	0	0.0
LONGWOOD	11/18/11		25	2	5	.400	2	4	.500	2	5	.400	0	1	1	1.0	1	0	5	0	0	0	8	4.0
PRAIRIE VIEW A&M	11/22/11		21	3	5	.600	2	4	.500	3	3	1.000	0	3	3	1.7	2	0	4	2	0	0	11	6.3
vs Nevada	11/25/11	*	38	4	9	.444	0	4	.000	1	2	.500	0	4	4	2.3	2	0	4	3	0	4	9	7.0
vs Wisconsin	11/26/11	*	21	0	0	.000	0	0	.000	0	0	.000	0	0	0	1.8	0	0	3	1	0	0	0	5.6
vs Northern Arizona	11/30/11	*	22	1	3	.333	0	1	.000	1	2	.500	0	2	2	1.8	1	0	9	3	2	3	3	5.2
vs Oregon	12/03/11	*	37	4	8	.500	2	5	.400	0	1	.000	1	1	2	1.9	0	0	6	3	0	1	10	5.9
WEBER STATE	12/07/11	*	19	0	3	.000	0	3	.000	0	0	.000	0	1	1	1.8	1	0	1	0	1	0	0	5.1
at Utah	12/10/11	*	12	0	5	.000	0	4	.000	1	2	.500	1	1	2	1.8	1	0	0	2	0	0	1	4.7
BAYLOR	12/17/11		3	0	0	.000	0	0	.000	1	2	.500	0	0	0	1.6	0	0	0	0	0	0	1	4.3
BUFFALO	12/20/11		19	7	8	.875	6	7	.857	0	0	.000	0	0	0	1.5	0	0	2	3	0	1	20	5.7
UCSB	12/22/11		13	0	2	.000	0	2	.000	3	4	.750	0	3	3	1.6	0	0	0	0	0	0	3	5.5
CS SAN MARCOS	12/27/11		14	0	6	.000	0	4	.000	0	0	.000	0	1	1	1.5	1	0	1	0	0	0	0	5.1
at Saint Mary's	12/29/11		21	3	7	.429	2	3	.667	0	0	.000	0	1	1	1.5	0	0	1	0	0	3	8	5.3
SAN DIEGO	12/31/11		16	0	2	.000	0	2	.000	0	0	.000	0	0	0	1.4	1	0	5	2	0	1	0	4.9
at LMU	01/05/12		9	0	2	.000	0	2	.000	2	2	1.000	0	1	1	1.4	1	0	0	1	0	3	2	4.8
SAN FRANCISCO	01/07/12		9	1	2	.500	1	1	1.000	2	2	1.000	0	2	2	1.4	4	0	2	2	0	0	5	4.8
SANTA CLARA	01/14/12		4	0	0	.000	0	0	.000	0	0	.000	0	1	1	1.4	0	0	0	1	0	1	0	4.5
at San Diego	01/16/12		5	0	0	.000	0	0	.000	0	0	.000	0	1	1	1.4	0	0	0	0	0	0	0	4.3
LMU	01/19/12		9	1	5	.200	0	4	.000	0	0	.000	0	0	0	1.3	0	0	0	0	0	1	2	4.2
at Pepperdine	01/21/12		4	0	1	.000	0	1	.000	0	0	.000	0	0	0	1.2	0	0	0	0	0	0	0	4.0
at Virginia Tech	01/25/12		14	1	3	.333	0	1	.000	1	2	.500	0	1	1	1.2	0	0	0	0	0	3	3	3.9
SAINT MARY'S	01/28/12		25	3	5	.600	1	2	.500	1	2	.500	1	3	4	1.3	3	0	0	0	0	3	8	4.1
GONZAGA	02/02/12	*	27	4	8	.500	1	4	.250	1	2	.500	0	4	4	1.5	2	0	5	0	0	3	10	4.3
at Portland	02/04/12	*	16	0	2	.000	0	2	.000	0	0	.000	0	0	0	1.4	2	0	1	0	0	1	0	4.2
PEPPERDINE	02/11/12	*	19	3	8	.375	3	7	.429	1	2	.500	0	3	3	1.5	3	0	1	1	0	0	10	4.4
at San Francisco	02/16/12	*	22	3	5	.600	0	0	.000	2	2	1.000	0	6	6	1.6	2	0	2	1	0	1	8	4.5
at Santa Clara	02/18/12	*	14	3	8	.375	1	4	.250	0	0	.000	0	0	0	1.6	2	0	2	1	0	1	7	4.6
at Gonzaga	02/23/12	*	12	2	5	.400	1	3	.333	0	0	.000	0	1	1	1.6	4	0	0	1	0	1	5	4.6
PORTLAND	02/25/12	*	26	0	2	.000	0	1	.000	2	2	1.000	0	3	3	1.6	2	0	0	1	0	1	2	4.5
vs San Diego	03/02/12	*	20	1	5	.200	1	4	.250	0	0	.000	0	2	2	1.6	1	0	0	2	0	2	3	4.5
vs Gonzaga	03/03/12	*	8	0	1	.000	0	1	.000	0	0	.000	0	0	0	1.6	2	0	0	1	0	1	0	4.3
vs Iona	03/13/12		15	2	5	.400	2	3	.667	2	4	.500	0	2	2	1.6	1	0	1	1	0	0	8	4.5
vs MARQUETTE	03/15/12		10	0	1	.000	0	1	.000	0	0	.000	0	1	1	1.6	1	0	2	0	0	0	0	4.3
Totals		15	551	48	131	.366	25	84	.298	26	41	.634	3	50	53	1.6	40	0	57	32	3	35	147	4.3


## CAREER STATISTICS (ALL GAMES)

Year	GP	GS	Min	Avg	FG	FGA	Pct	3FG	FGA	Pct	FT	FTA	Pct	Off	Def	TR	Avg	PF	FO	A	TO	Blk	Stl	Pts	Avg
2011-12	34	15	551	16.2	48	131	.366	25	84	.298	26	41	.634	3	50	53	1.6	40	0	57	32	3	35	147	4.3
TOTAL	34	15	551	16.2	48	131	.366	25	84	.298	26	41	.634	3	50	53	1.6	40	0	57	32	3	35	147	4.3

## CAREER STATISTICS (CONFERENCE GAMES)

Year	GP	GS	Min	Avg	FG	FGA	Pct	3FG	FGA	Pct	FT	FTA	Pct	Off	Def	TR	Avg	PF	FO	A	TO	Blk	Stl	Pts	Avg
2011-12	16	7	238	14.9	23	62	.371	10	36	.278	11	14	.786	1	26	27	1.7	26	0	19	11	0	20	67	4.2
TOTAL	16	7	238	14.9	23	62	.371	10	36	.278	11	14	.786	1	26	27	1.7	26	0	19	11	0	20	67	4.2





## 23 — CORY CALVERT

6-3 • 185 • FRESHMAN • GUARD • PARKER, COLO. (CHAPARRAL HS)

2012-13 SEASON — PPG: — RPG: — APG: — SPG: — BPG: — FG%: — 3FG%: — FT%: —

## Before BYU

- Prepped at Chaparral High School for Rob Johnson
- Named the 2012 5A MVP in Colorado by the Denver Post and MaxPreps.com
- Named first-team all-state, Continental League Player of the Year and the Joint Effort Co-Player of the Year
- Led Chaparral to the 2012 5A state title and a 25-3 record while averaging 22.3 points, 6.0 rebounds and 5.1 assists
- As a junior averaged 15.8 points, 4.8 boards and 3.9 assists and earned first-team All-Continental League and honorable mention all-state honors
- As a sophomore averaged 12.3 points, 5.2 rebounds and 4.7 assists and was named second-team all-league

Scan for Calvert's bio on  
BYUcougars.com

## 2012-13 SEASON HIGHS

PTS	
1st H	
2nd H	
REB	
AST	
STL	
BLK	
FGM	
FGA	
3PM	
3PA	
FTM	
FTA	

## CAREER HIGHS

PTS	
REB	
AST	
STL	
BLK	
FGM	
FGA	
3PM	
3PA	
FTM	
FTA	

## MISCELLANEOUS

	12-13	Career
Double-Figure PTS	0 (0-0)	0 (0-0)
20-plus Pts	0 (0-0)	0 (0-0)
Double-Figure REB	0 (0-0)	0 (0-0)
Double-Doubles	0 (0-0)	0 (0-0)
3-plus STL	0 (0-0)	0 (0-0)
3-plus BLK	0 (0-0)	0 (0-0)
3-plus 3-point FG	0 (0-0)	0 (0-0)
Scoring Leader	0 (0-0)	0 (0-0)
Rebound Leader	0 (0-0)	0 (0-0)
Assist Leader	0 (0-0)	0 (0-0)

## Other

- Parents are Cory and Michelle
- Has three sisters
- Planning to serve a mission following the season

## 2012-13 GAME-BY-GAME


Opponent	Date	GS	Min	FG	FGA	Pct	3FG	FGA	Pct	FT	FTA	Pct	Off	Def	TR	Avg	PF	FO	A	TO	Blk	Stl	Pts	Avg
TENNESSEE STATE	11/09/12																							
GEORGIA STATE	11/13/12																							
vs. Florida State	11/16/12																							
TBD	11/17/12																							
UTSA	11/21/12																							
CS NORTHRIDGE	11/24/12																							
vs. Montana	11/28/12																							
at Iowa State	12/01/12																							
UTAH STATE	12/05/12																							
UTAH	12/08/12																							
at Weber State	12/15/12																							
EASTERN NM	12/18/12																							
at Baylor	12/21/12																							
NORTHERN ARIZONA	12/27/12																							
vs. Virginia Tech	12/29/12																							
LMU	01/03/13																							
at San Francisco	01/05/13																							
PEPPERDINE	01/10/13																							
at Santa Clara	01/12/13																							
SAINT MARY'S	01/16/13																							
SAN DIEGO	01/19/13																							
at Gonzaga	01/24/13																							
at Portland	01/26/13																							
at Pepperdine	01/31/13																							
SANTA CLARA	02/02/13																							
at San Diego	02/07/13																							
SAN FRANCISCO	02/09/13																							
PORTLAND	02/16/13																							
at Saint Mary's	02/21/13																							
GONZAGA	02/28/13																							
at LMU	03/02/13																							
Totals																								

## CAREER STATISTICS (ALL GAMES)

Year	GP	GS	Min	Avg	FG	FGA	Pct	3FG	FGA	Pct	FT	FTA	Pct	Off	Def	TR	Avg	PF	FO	A	TO	Blk	Stl	Pts	Avg
2012-13	0	0	0	0.0	0	0	.000	0	0	.000	0	0	.000	0	0	0	0.0	0	0	0	0	0	0	0	0.0
TOTAL	0	0	0	0.0	0	0	.000	0	0	.000	0	0	.000	0	0	0	0.0	0	0	0	0	0	0	0	0.0

## CAREER STATISTICS (CONFERENCE GAMES)

Year	GP	GS	Min	Avg	FG	FGA	Pct	3FG	FGA	Pct	FT	FTA	Pct	Off	Def	TR	Avg	PF	FO	A	TO	Blk	Stl	Pts	Avg
2012-13	0	0	0	0.0	0	0	.000	0	0	.000	0	0	.000	0	0	0	0.0	0	0	0	0	0	0	0	0.0
TOTAL	0	0	0	0.0	0	0	.000	0	0	.000	0	0	.000	0	0	0	0.0	0	0	0	0	0	0	0	0.0



## 33 — NATE AUSTIN

6-11 • 230 • SOPHOMORE • FORWARD • ALPINE, UTAH (LONE PEAK HS)

2011-12 SEASON — PPG: 4.1 RPG: 3.8 APG: 0.5 SPG: 0.3 BPG: 0.4 FG%: .542 3FG%: .304 FT%: .513

## In 2011-12

- Played in every game this season and started 1 game
- Posted season highs of 15 points, 10 rebounds, 3 assists and 2 blocks
- Tied for 10th in the WCC in offensive rebounds in league games
- Career-high 15 points came on 7 of 8 shooting vs. Weber State
- Hit 3-pointers in four-straight games (Northern Arizona, Oregon, Weber State, Utah)

Scan for Austin's bio on  
BYUcougars.com

## Other

- Served a mission for The Church of Jesus Christ of Latter-day Saints in McAllen, Texas
- Also recruited by Boise State and Utah State
- Helped Lone Peak to a 22-3 record as a senior
- Averaged 11.5 points while helping the Knights to a trip to the state title game in 2009
- Helped Lone Peak win the 2008 state title
- Played with fellow Cougars Tyler Haws and Josh Sharp at Lone Peak
- Played for Salt Lake Metro club team directed by Dave Hammer and coached by Marty Haws

## 2011-12 SEASON HIGHS

PTS	15, Weber State -- 12/07/11
1st H	9, vs. Oregon -- 12/3/11
2nd H	13, Weber State -- 12/7/11
REB	10, at Gonzaga -- 2/23/12
AST	3, vs. San Diego -- 3/2/12
STL	1, 9 times, last, San Diego -- 3/2/12
BLK	2, twice, last, vs. Marquette -- 3/15/12
FGM	7, Weber State -- 12/07/11
FGA	8, Weber State -- 12/07/11
3PM	1, 7 times, last, vs. Iona -- 3/13/12
3PA	2, 8 times, last, vs. Iona -- 3/13/12
FTM	3, Buffalo -- 12/20/11
FTA	4, 3 times, last, LMU -- 1/19/12

## CAREER HIGHS

PTS	15, Weber State -- 12/07/11
REB	10, at Gonzaga -- 2/23/12
AST	3, vs. San Diego -- 3/2/12
STL	1, 9 times, last, San Diego -- 3/2/12
BLK	2, twice, last, vs. Marquette -- 3/15/12
FGM	7, Weber State -- 12/07/11
FGA	8, Weber State -- 12/07/11
3PM	1, 7 times, last, vs. Iona -- 3/13/12
3PA	2, 8 times, last, vs. Iona -- 3/13/12
FTM	3, Buffalo -- 12/20/11
FTA	4, 3 times, last, LMU -- 1/19/12

## MISCELLANEOUS

	11-12	Career
Double-Figure PTS	3 (2-1)	3 (2-1)
20-plus Pts	0 (0-0)	0 (0-0)
Double-Figure REB	0 (0-0)	0 (0-0)
Double-Doubles	0 (0-0)	0 (0-0)
3-plus STL	1 (1-0)	1 (1-0)
3-plus BLK	0 (0-0)	0 (0-0)
3-plus 3-point FG	2 (1-1)	2 (1-1)
Scoring Leader	0 (0-0)	0 (0-0)
Rebound Leader	0 (0-0)	0 (0-0)
Assist Leader	6 (3-3)	6 (3-3)

## 2011-12 GAME-BY-GAME


Opponent	Date	GS	Min	FG	FGA	Pct	3FG	FGA	Pct	FT	FTA	Pct	Off	Def	TR	Avg	PF	FO	A	TO	Blk	Stl	Pts	Avg
at Utah State	11/11/11		11	1	1	1.000	0	0	.000	0	0	.000	1	2	3	3.0	1	0	0	1	1	0	2	2.0
BYU-HAWAII	11/15/11		5	0	0	.000	0	0	.000	0	0	.000	1	1	2	2.5	3	0	0	2	0	0	0	1.0
LONGWOOD	11/18/11		13	2	4	.500	0	0	.000	0	0	.000	2	1	3	2.7	3	0	1	2	1	0	4	2.0
PRAIRIE VIEW A&M	11/22/11		8	0	1	.000	0	0	.000	2	4	.500	0	0	0	2.0	2	0	0	1	0	1	2	2.0
vs Nevada	11/25/11		4	0	0	.000	0	0	.000	0	0	.000	0	0	0	1.6	1	0	0	0	1	1	0	1.6
vs Wisconsin	11/26/11		1	0	0	.000	0	0	.000	2	2	1.000	0	0	0	1.3	0	0	0	0	0	0	2	1.7
vs Northern Arizona	11/30/11		9	5	6	.833	1	2	.500	0	0	.000	1	3	4	1.7	3	0	1	0	0	0	11	3.0
vs Oregon	12/03/11		18	4	7	.571	1	2	.500	0	0	.000	2	4	6	2.3	5	1	0	0	0	0	9	3.8
WEBER STATE	12/07/11		21	7	8	.875	1	2	.500	0	3	.000	2	7	9	3.0	3	0	0	0	1	0	15	5.0
at Utah	12/10/11		18	1	1	1.000	1	1	1.000	0	0	.000	0	5	5	3.2	3	0	1	0	0	0	3	4.8
BAYLOR	12/17/11		7	0	1	.000	0	0	.000	0	0	.000	1	2	3	3.2	2	0	0	0	1	0	0	4.4
BUFFALO	12/20/11		24	2	4	.500	0	1	.000	3	4	.750	2	7	9	3.7	4	0	1	1	0	1	7	4.6
UCSB	12/22/11		8	0	1	.000	0	1	.000	0	2	.000	0	0	0	3.4	2	0	0	3	0	0	0	4.2
CS SAN MARCOS	12/27/11		13	1	3	.333	0	0	.000	1	2	.500	0	2	2	3.3	3	0	1	0	2	0	3	4.1
at Saint Mary's	12/29/11		12	0	1	.000	0	0	.000	0	2	.000	2	2	4	3.3	1	0	2	0	0	0	0	3.9
SAN DIEGO	12/31/11		14	3	6	.500	1	2	.500	2	2	1.000	0	1	1	3.2	5	1	0	0	1	1	9	4.2
at LMU	01/05/12		15	4	5	.800	0	0	.000	0	0	.000	4	2	6	3.4	2	0	0	0	0	0	8	4.4
SAN FRANCISCO	01/07/12		16	2	4	.500	0	1	.000	0	2	.000	2	7	9	3.7	1	0	1	0	1	0	4	4.4
SANTA CLARA	01/14/12		16	1	1	1.000	0	0	.000	1	2	.500	4	3	7	3.8	2	0	2	0	0	0	3	4.3
at San Diego	01/16/12		10	2	4	.500	1	1	1.000	2	3	.667	3	2	5	3.9	2	0	1	2	0	0	7	4.5
LMU	01/19/12		10	0	2	.000	0	2	.000	2	4	.500	0	2	2	3.8	1	0	0	0	0	0	2	4.3
at Pepperdine	01/21/12		9	2	2	1.000	0	0	.000	0	1	.000	2	3	5	3.9	3	0	0	0	0	0	4	4.3
at Virginia Tech	01/25/12		17	3	7	.429	0	0	.000	0	0	.000	3	1	4	3.9	2	0	0	1	0	0	6	4.4
SAINT MARY'S	01/28/12		14	2	3	.667	0	0	.000	0	1	.000	2	1	3	3.8	3	0	0	1	0	1	4	4.4
GONZAGA	02/02/12		12	1	5	.200	0	2	.000	1	1	1.000	0	2	2	3.8	4	0	0	0	0	1	3	4.3
at Portland	02/04/12		11	1	2	.500	0	0	.000	2	2	1.000	1	0	1	3.7	3	0	0	1	0	0	4	4.3
PEPPERDINE	02/11/12		23	2	4	.500	0	0	.000	0	0	.000	6	2	8	3.8	3	0	0	1	1	1	4	4.3
at San Francisco	02/16/12		18	3	4	.750	0	0	.000	0	0	.000	1	2	3	3.8	5	1	0	0	1	1	6	4.4
at Santa Clara	02/18/12		17	2	2	1.000	0	0	.000	2	2	1.000	0	1	1	3.7	5	1	1	1	0	0	6	4.4
at Gonzaga	02/23/12		17	2	5	.400	0	2	.000	0	0	.000	5	5	10	3.9	5	1	2	1	0	0	4	4.4
PORTLAND	02/25/12	*	16	1	2	.500	0	0	.000	0	0	.000	1	1	2	3.8	3	0	0	1	1	0	2	4.3
vs San Diego	03/02/12		13	1	2	.500	0	0	.000	0	0	.000	1	1	2	3.8	2	0	3	0	0	1	2	4.3
vs Gonzaga	03/03/12		13	1	3	.333	0	1	.000	0	0	.000	2	2	4	3.8	5	1	1	0	0	0	2	4.2
vs Iona	03/13/12		4	1	2	.500	1	2	.500	0	0	.000	1	1	2	3.7	0	0	1	1	1	0	3	4.1
vs MARQUETTE	03/15/12		13	1	4	.250	0	1	.000	0	0	.000	1	4	5	3.8	3	0	0	0	2	0	2	4.1
Totals		1	450	58	107	.542	7	23	.304	20	39	.513	53	79	132	3.8	95	6	19	20	15	9	143	4.1

## CAREER STATISTICS (ALL GAMES)

Year	GP	GS	Min	Avg	FG	FGA	Pct	3FG	FGA	Pct	FT	FTA	Pct	Off	Def	TR	Avg	PF	FO	A	TO	Blk	Stl	Pts	Avg
2011-12	35	1	450	12.9	58	107	.542	7	23	.304	20	39	.513	53	79	132	3.8	95	6	19	20	15	9	143	4.1
TOTAL	35	1	450	12.9	58	107	.542	7	23	.304	20	39	.513	53	79	132	3.8	95	6	19	20	15	9	143	4.1

## CAREER STATISTICS (CONFERENCE GAMES)

Year	GP	GS	Min	Avg	FG	FGA	Pct	3FG	FGA	Pct	FT	FTA	Pct	Off	Def	TR	Avg	PF	FO	A	TO	Blk	Stl	Pts	Avg
2011-12	16	1	230	14.4	28	52	.538	2	10	.200	12	22	.545	33	36	69	4.3	48	4	9	8	5	5	70	4.4
TOTAL	16	1	230	14.4	28	52	.538	2	10	.200	12	22	.545	33	36	69	4.3	48	4	9	8	5	5	70	4.4



## 42 — IAN HARWARD

6-11 • 215 • FRESHMAN • CENTER • OREM, UTAH (OREM HS)

2012-13 SEASON — PPG: — RPG: — APG: — SPG: — BPG: — FG%: — 3FG%: — FT%: —

## Before BYU

- Helped Orem to a 15-7 record
- Averaged 14.0 points per game
- Played for Mike O'Connor and Mike Conner
- Played for the Pump 'N Run AAU team run by John Palica and coached by O'Connor and Todd Phillips
- Registered 35 points, 13 rebounds and 10 blocks in a Tri-City Tournament game near Seattle

Scan for Harward's bio on  
BYUcougars.com

## Other

- Parents are Brad and Alice Harward
- Wife's name is Sarah
- Served a mission for The Church of Jesus Christ of Latter-day Saints in San Antonio, Texas
- Also recruited by Utah State

## 2012-13 SEASON HIGHS

PTS	
1st H	
2nd H	
REB	
AST	
STL	
BLK	
FGM	
FGA	
3PM	
3PA	
FTM	
FTA	

## CAREER HIGHS

PTS	
REB	
AST	
STL	
BLK	
FGM	
FGA	
3PM	
3PA	
FTM	
FTA	

## MISCELLANEOUS

	12-13	Career
Double-Figure PTS	0 (0-0)	0 (0-0)
20-plus Pts	0 (0-0)	0 (0-0)
Double-Figure REB	0 (0-0)	0 (0-0)
Double-Doubles	0 (0-0)	0 (0-0)
3-plus STL	0 (0-0)	0 (0-0)
3-plus BLK	0 (0-0)	0 (0-0)
3-plus 3-point FG	0 (0-0)	0 (0-0)
Scoring Leader	0 (0-0)	0 (0-0)
Rebound Leader	0 (0-0)	0 (0-0)
Assist Leader	0 (0-0)	0 (0-0)

## 2012-13 GAME-BY-GAME

Opponent	Date	GS	Min	FG	FGA	Pct	3FG	FGA	Pct	FT	FTA	Pct	Off	Def	TR	Avg	PF	FO	A	TO	Blk	Stl	Pts	Avg
TENNESSEE STATE	11/09/12																							
GEORGIA STATE	11/13/12																							
vs. Florida State	11/16/12																							
TBD	11/17/12																							
UTSA	11/21/12																							
CS NORTHBRIDGE	11/24/12																							
vs. Montana	11/28/12																							
at Iowa State	12/01/12																							
UTAH STATE	12/05/12																							
UTAH	12/08/12																							
at Weber State	12/15/12																							
EASTERN NM	12/18/12																							
at Baylor	12/21/12																							
NORTHERN ARIZONA	12/27/12																							
vs. Virginia Tech	12/29/12																							
LMU	01/03/13																							
at San Francisco	01/05/13																							
PEPPERDINE	01/10/13																							
at Santa Clara	01/12/13																							
SAINT MARY'S	01/16/13																							
SAN DIEGO	01/19/13																							
at Gonzaga	01/24/13																							
at Portland	01/26/13																							
at Pepperdine	01/31/13																							
SANTA CLARA	02/02/13																							
at San Diego	02/07/13																							
SAN FRANCISCO	02/09/13																							
PORTLAND	02/16/13																							
at Saint Mary's	02/21/13																							
GONZAGA	02/28/13																							
at LMU	03/02/13																							
Totals																								

## CAREER STATISTICS (ALL GAMES)

Year	GP	GS	Min	Avg	FG	FGA	Pct	3FG	FGA	Pct	FT	FTA	Pct	Off	Def	TR	Avg	PF	FO	A	TO	Blk	Stl	Pts	Avg
2012-13	0	0	0	0.0	0	0	.000	0	0	.000	0	0	.000	0	0	0	0.0	0	0	0	0	0	0	0	0.0
TOTAL	0	0	0	0.0	0	0	.000	0	0	.000	0	0	.000	0	0	0	0.0	0	0	0	0	0	0	0	0.0

## CAREER STATISTICS (CONFERENCE GAMES)

Year	GP	GS	Min	Avg	FG	FGA	Pct	3FG	FGA	Pct	FT	FTA	Pct	Off	Def	TR	Avg	PF	FO	A	TO	Blk	Stl	Pts	Avg
2012-13	0	0	0	0.0	0	0	.000	0	0	.000	0	0	.000	0	0	0	0.0	0	0	0	0	0	0	0	0.0
TOTAL	0	0	0	0.0	0	0	.000	0	0	.000	0	0	.000	0	0	0	0.0	0	0	0	0	0	0	0	0.0

**5 players scored in double figures**

2/4/12 at Portland, 79-60 W, Davies - 18, Carlino - 13, Hartsock - 12, Cusick - 12, Zylstra - 12

**6 players scored in double figures**

12/7/11 vs. Weber State, 94-66 W, Hartsock - 19, Austin - 15, Abouo - 15, Rogers - 15, Zylstra - 15, Davies - 11

**No players scored in double figures**

2/21/05 at Air Force, 39-70 L

**One player recorded a double-double**

3/15/12 vs. Iona  
Brandon Davies, 19 points, 12 rebounds

**Two players record a double-double**

2/23/12 at Gonzaga  
Brandon Davies, 23 points, 10 rebounds  
Charles Abouo, 10 points, 10 rebounds

**Two double-digit rebounders**

2/23/12 at Gonzaga  
Davies, Abouo and Austin - 10 rebounds

**Six players had 5 or more rebounds**

1/1/11 vs. Fresno Pacific, C. Collinsworth-8, Rogers-5, Emery-5, Hartsock-5, Abouo-5, Davies-5

**Five players had 6 or more rebounds**

11/20/10 vs. Chicago State, Abouo-8, K. Collinsworth-7, Rogers-7, Anderson-6, C. Collinsworth-6, Davies-6

**Four players had 9 or more rebounds**

12/30/06 vs. Seton Hall, Cummand-12, Plaisted-9  
Young-9, Ainge-9

**Two players fouled out**

2/23/12 vs. Saint Mary's  
Brandon Davies, Nate Austin

**Three or more players fouled out**

1/3/09 vs. Wake Forest  
Chris Miles, Gavin MacGregor, Charles Abouo

**A BYU player received a technical foul**

2/23/12 at Gonzaga - Brandon Davies

**An opponent player received a technical foul**

12/29/11 vs. Saint Mary's - Stephen Holt

**A BYU Coach received a technical foul**

3/8/12 vs. Gonzaga - Dave Rose

**An opponent Coach received a technical foul**

12/20/11 vs. Buffalo - Reggie Witherspoon

**A BYU player ejected from a game**

11/23/02 vs. Kansas State  
Travis Hansen (2 technical fouls)

**An opponent player ejected from a game**

1/30/10 vs. Utah - Marshall Henderson (flagrant foul)

**A Coach ejected from the game**

11/30/05 vs. Lamar (at Delta Center)  
Lamar coach Billy Tubbs (2 tech. fouls)

**AT LEAST two players scored 20+ points**

2/25/12 vs. Portland, Davies 25, Zylstra 20

**Three players scored 20+ points**

1/14/12 vs. Santa Clara, Davies 23, Carlino 21, Hartsock 21

**Four players scored 20+ points**

1/13/79 vs. UNM, D. Ainge-27, Scott Runia-25, Devin Durrant-20, Alan Taylor-20

**Two players scored 25+ points**

3/18/10 vs. Florida-NCAA 1st Round  
Jimmer Fredette 37, Michael Loyd, Jr. 26

**A player scored 30+ points**

2/16/12 at San Francisco, Matt Carlino, 30

**A player attempted 20 or more field goals**

2/23/12 at Gonzaga, Matt Carlino, 23

**A player with 5 or more steals**

2/23/12 at Gonzaga, Brandon Davies, 6

**A player had double-digit assists**

12/20/11 vs. Buffalo, Matt Carlino, 11

**A player made double-digit free throws**

1/21/12 at Pepperdine, Brandon Davies (15-18)

**A player shot 100% at the free throw line (min. 8 atts)**

2/4/12 at Portland, Noah Hartsock (12-12)

**A player shot 100% from the floor (min. 5 atts)**

1/7/12 vs. San Francisco, Brock Zylstra (8-8)

**A player shot 100% on threes (min. 3 atts)**

1/7/12 vs. San Francisco, Brock Zylstra (6-6)

**Did not make a three**

11/22/96 vs. CS Fullerton (0-9)

**Last time opponent did not make a three**

2/2/08 at Wyoming (0-15)

**BYU had six or fewer turnovers**

1/11/11 at Utah, 5

**BYU committed 25-plus turnovers**

12/15/07 vs. Pepperdine, 86-67 W (29)

**BYU committed 11 or less team fouls in a game**

1/21/12 at Pepperdine, 11

**BYU scored 90 points**

1/14/12 vs. Santa Clara, 95-78 W

**BYU scored 100 points**

3/5/11 vs. Wyoming, 102-78 W

**BYU scored 110 points**

12/22/09 vs. Nevada 110-104 W

**BYU scored less than 50 points in a game**

1/15/08 at UNLV 41-70 L

**Held opponent to less than 50 points in a game**

12/10/11 at Utah 61-42 W

**BYU scored less than 40 points in a game**

2/21/05 at Air Force 39-70 L

**Held opponent to less than 40 points in a game**

11/23/10 vs. Mississippi Valley State 83-36 W

**Shot 60% from the field**

3/6/10 at TCU, (.623), 38-61

**Opponent shot 60% from the field**

12/22/05 at Utah State, (.600), 36-60

**Shot 70% from the field in a half**

3/6/10 at TCU, (.720), 18-25

**Did not miss a 2-point FG attempt in a half**

2/23/04 vs. Air Force, 13-13 inside the arc, (14-17, .824 overall)

**Shot less than 30% from the field**

2/21/05 at Air Force, (.280), 14-50

**Shot 100% from the free throw line**

11/26/11 vs. Wisconsin (11-11)

**Shot 90% from the free throw line (at least 10 attempts)**

11/30/11 vs. Northern Arizona, (.900), 9-10

**Shot less than 50% from the free throw line**

11/20/08 vs. North Florida, (.400), 4-10

**Shot 60% on 3-pointers**

1/7/12 vs. San Francisco, (.632), 12-19

**Shot 70% on 3-pointers**

1/26/08 vs. New Mexico, (.813), 13-16

**Opponent scored less than 20 points in the 1st half**

12/10/11 at Utah, 17 (25-17, 61-42 W)

**Opponent scored less than 20 points in the 2nd half**

3/13/12 vs. Iona, 17 (38-17, 78-72 W)

**BYU scored less than 20 points in the 1st half**

2/21/05 at Air Force, 13 (BYU trailed 13-37)

**BYU scored less than 20 points in the 2nd half**

1/15/00 vs. Utah, 19

**Opponent scored 50 or more points in a half**

3/13/12 vs. Iona, 55 (first half)

**BYU scored 50 or more points in the first half**

1/11/11 at Utah, 53

**BYU scored 50 or more points in the second half**

1/14/12 vs. Santa Clara, 50

**BYU scored 60 or more points in the first half**

11/20/10 vs. Chicago State, 60

**BYU scored 60 or more points in the second half**

12/22/09 vs. Nevada, 64

**Won by 50 or more points (largest margin ever)**

12/22/06 vs. W. Oregon (62) 102-40

**Won by 50 or more points**

11/23/10 vs. Mississippi Valley State (50) 86-36

**Won by 40 or more points**

11/23/10 vs. Mississippi Valley State (50) 86-36

**Won by 30 or more points**

2/11/12 vs. Pepperdine (38) 86-48

**Won by 25 or more points**

1/7/12 vs. San Francisco (25) 81-56

**Lost by 35-plus points**

11/22/04 vs. North Carolina (36) 86-50

**Lost by 30-plus points**

2/21/05 at Air Force (31) 39-70

**Lost by 25-plus points**

1/15/08 at UNLV (29) 70-41

**Played an overtime game**

3/24/11 vs. Florida, 74-83 (OT)

**Won in single overtime**

2/26/08 at New Mexico, 70-69

**Lost in overtime**

3/24/11 vs. Florida, 74-83 (OT)

**Played a double OT game**

11/26/10 vs. South Florida, 77-75 (2OT)

**Played a triple OT game**

2/28/98 at UTEP 76-75 W 3OT

**Won 15-straight games**

2009-10 (15)

**Won 10-straight games**

2010-11 (10)

**Lost 3-straight games**

2004-05 (three times)  
last time - @ New Mexico, @ Air Force, @ Utah

**Lost 4-straight games**

2004-05 @ New Mexico, @ Air Force, @ Utah, UNLV

**Lost 5-straight games**

2004-05 @ UNM, @ AFA, @ Utah, UNLV, vs. UNM (at MWC)

**Lost 9-straight games**

1997-98

**Lost 10-straight games**

1996-97 (21) - school record

**Played an NCAA Tournament game**

3/15/12 vs. Marquette-NCAA 2nd Round, 68-88

**Won an NCAA Tournament game**

3/13/12 vs. Iona-NCAA 1st Round, 78-72

**Won two NCAA Tournament games**

1980-81 Princeton 60-51, UCLA 78-55, Notre Dame 51-50, then lost to Virginia 60-74  
2010-11 Wofford 74-66, Gonzaga 89-67

**Won three NCAA Tournament games**

1980-81 Princeton 60-51, UCLA 78-55, Notre Dame 51-50, then lost to Virginia 60-74

**Played in the NIT**

3/15/06 at Houston 67-77 L

**Won an NIT game**

3/14/02 vs. UC Irvine 78-55 W

**Won two NIT games**

1999-00 Bowling Green 81-54, So. Illinois 82-57  
Then lost to Notre Dame in quarterfinals

**Won three NIT games**

1965-66 NIT CHAMPIONS  
1950-51 NIT CHAMPIONS

**Won a conference tournament**

2000-01

**Won a regular season conference title**

2010-11

**Won a conference regular season outright**

2007-08

**Defeated a ranked team**

2/2/12 vs. Gonzaga (24/RV), 83-73

**Defeated a ranked team at home**

2/2/12 vs. Gonzaga (24/RV), 83-73

**Defeated a ranked team on the road**

2/26/11 at SDSU (6/4), 80-67

**Was ranked in the top 25 AP Poll**

3/14/11 Ranked 10th

**Was ranked in the top 25 Coaches Poll**

3/29/11 Ranked 13th

**Finished season ranked in the top 25 polls**

2010-11 10th (AP), 13th (Coaches)

**2011-12 SEASON STATS**  
**BYU Combined Team Statistics (as of Mar 15, 2012)**  
**All games**

Overall record: 26-9 Conf: 12-4 Home: 13-3 Away: 8-3 Neutral: 5-3

##	Player	gp-gs	min	avg	Total		3-Point		F-Throw		Rebounds				pf	dq	a	to	blk	stl	pts	avg
					fg-fga	fg%	3fg-fga	3fg%	ft-fa	ft%	off	def	tot	avg								
34	HARTSOCK, Noah	34-32	1049	30.9	216-382	.565	12-35	.343	128-152	.842	41	130	171	5.0	69	0	50	53	55	29	572	16.8
00	DAVIES, Brandon	35-35	1002	28.6	196-380	.516	1-3	.333	139-210	.662	79	190	269	7.7	114	4	73	100	47	51	532	15.2
10	CARLINO, Matt	25-24	692	27.7	110-274	.401	41-124	.331	44-58	.759	9	66	75	3.0	58	2	115	75	7	36	305	12.2
01	ABOUO, Charles	35-35	937	26.8	127-288	.441	42-113	.372	88-119	.739	72	146	218	6.2	92	2	90	60	9	39	384	11.0
13	ZYLSTRA, Brock	34-28	959	28.2	97-213	.455	50-133	.376	38-59	.644	32	115	147	4.3	60	0	64	48	7	40	282	8.3
21	ROGERS, Stephen	18-2	245	13.6	41-88	.466	16-46	.348	10-15	.667	3	27	30	1.7	19	1	23	14	6	9	108	6.0
20	WINDER, Anson	34-15	551	16.2	48-131	.366	25-84	.298	26-41	.634	3	50	53	1.6	40	0	57	32	3	35	147	4.3
33	AUSTIN, Nate	35-1	450	12.9	58-107	.542	7-23	.304	20-39	.513	53	79	132	3.8	95	6	19	20	15	9	143	4.1
24	HARRISON, Damarcus	30-0	265	8.8	37-109	.339	13-49	.265	10-19	.526	7	23	30	1.0	24	0	15	25	1	13	97	3.2
02	CUSICK, Craig	35-3	588	16.8	33-89	.371	22-58	.379	22-34	.647	5	47	52	1.5	39	0	74	25	0	29	110	3.1
12	SHARP, Josh	28-0	197	7.0	9-23	.391	1-5	.200	14-23	.609	16	22	38	1.4	21	0	12	12	3	4	33	1.2
14	MARTINEAU, Nick	19-0	53	2.8	5-13	.385	3-5	.600	1-2	.500	1	6	7	0.4	2	0	6	3	0	2	14	0.7
05	COLLINSWORTH, Chri	2-0	12	6.0	0-2	.000	0-1	.000	0-0	.000	0	1	1	0.5	3	0	1	3	1	0	0	0.0
Team											60	64	124		1		3					
Total.....		35	7000		977-2099	.465	233-679	.343	540-771	.700	381	966	1347	38.5	637	15	599	473	154	296	2727	77.9
Opponents.....		35	6973		841-2029	.414	229-734	.312	447-671	.666	348	865	1213	34.7	667	-	484	554	94	222	2358	67.4

TEAM STATISTICS	BY	OPP
SCORING	2727	2358
Points per game	77.9	67.4
Scoring margin	+10.5	-
FIELD GOALS-ATT	977-2099	841-2029
Field goal pct	.465	.414
3 POINT FG-ATT	233-679	229-734
3-point FG pct	.343	.312
3-pt FG made per game	6.7	6.5
FREE THROWS-ATT	540-771	447-671
Free throw pct	.700	.666
F-Throws made per game	15.4	12.8
REBOUNDS	1347	1213
Rebounds per game	38.5	34.7
Rebounding margin	+3.8	-
ASSISTS	599	484
Assists per game	17.1	13.8
TURNOVERS	473	554
Turnovers per game	13.5	15.8
Turnover margin	+2.3	-
Assist/turnover ratio	1.3	0.9
STEALS	296	222
Steals per game	8.5	6.3
BLOCKS	154	94
Blocks per game	4.4	2.7
ATTENDANCE	246777	120005
Home games-Avg/Game	16-15424	11-5495
Neutral site-Avg/Game	-	8-7445

Score by Periods	1st	2nd	Totals
BYU	1280	1447	2727
Opponents	1120	1238	2358

Date	Opponent	Score	Att.
11/11/11	at Utah State	L 62-69	10270
11/15/11	BYU-HAWAII	W 73-52	13435
11/18/11	LONGWOOD	W 92-60	10173
11/22/11	PRAIRIE VIEW A&M	W 90-51	11760
11/25/11	vs Nevada	W 76-55	3424
11/26/11	vs Wisconsin	L 56-73	2634
11/30/11	vs Northern Arizona	W 87-52	3215
12/03/11	vs Oregon	W 79-65	12845
12/07/11	WEBER STATE	W 94-66	11676
12/10/11	at Utah	W 61-42	10327
12/17/11	BAYLOR	L 83-86	22700
12/20/11	BUFFALO	W 93-78	9632
12/22/11	UC SANTA BARBARA	W 89-75	10670
12/27/11	CAL STATE SAN MARCOS	W 79-51	13007
* 12/29/11	at Saint Mary's (CA)	L 82-98	3500
* 12/31/11	SAN DIEGO	W 88-52	16369
* 01/05/12	at Loyola Marymount	W 73-65	3073
* 01/07/12	SAN FRANCISCO	W 81-56	14823
* 01/14/12	SANTA CLARA	W 95-78	16116
* 01/16/12	at San Diego	W 82-63	3204
* 01/19/12	LOYOLA MARYMOUNT	L 68-82	12751
* 01/21/12	at Pepperdine	W 77-64	3104
* 01/25/12	at Virginia Tech	W 70-68	9231
* 01/28/12	SAINT MARY'S	L 66-80	22700
* 02/02/12	GONZAGA	W 83-73	19257
* 02/04/12	at Portland	W 79-60	4159
* 02/11/12	PEPPERDINE	W 86-48	19008
* 02/16/12	at San Francisco	W 85-84	2875
* 02/18/12	at Santa Clara	W 82-67	4700
* 02/23/12	at GONZAGA BULLDOGS	L 63-74	6000
* 02/25/12	PORTLAND	W 76-66	22700
03/02/12	vs San Diego	W 73-68	5037
03/03/12	vs GONZAGA BULLDOGS	L 58-77	7828
3/13/12	vs Iona	W 78-72	8510
3/15/12	vs MARQUETTE	L 68-88	16069

\* = Conference game



**2011-12 SEASON STATS**  
**BYU Combined Team Statistics (as of Mar 08, 2012)**  
**Conference games**

<b>RECORD:</b>	<b>OVERALL</b>	<b>HOME</b>	<b>AWAY</b>	<b>NEUTRAL</b>
ALL GAMES	12-4	6-2	6-2	0-0
CONFERENCE	12-4	6-2	6-2	0-0
NON-CONFERENCE	0-0	0-0	0-0	0-0

			Total				3-Point		F-Throw		Rebounds															
##	Player	gp-gs	min	avg	fg-fga	fg%	3fg-fga	3fg%	ft-fa	ft%	off	def	tot	avg	pf	dq	a	to	blk	stl	pts	avg				
00	DAVIES, Brandon	16-16	491	30.7	103-191	.539	0-0	.000	82-121	.678	37	92	129	8.1	54	2	35	55	25	29	288	18.0				
34	HARTSOCK, Noah	15-15	450	30.0	87-161	.540	2-12	.167	60-71	.845	13	56	69	4.6	34	0	20	32	16	11	236	15.7				
10	CARLINO, Matt	16-16	437	27.3	72-177	.407	23-77	.299	29-41	.707	7	43	50	3.1	37	2	74	36	4	22	196	12.3				
01	ABOUO, Charles	16-16	448	28.0	60-140	.429	17-53	.321	43-57	.754	27	63	90	5.6	42	2	43	17	2	18	180	11.3				
13	ZYLSTRA, Brock	15-9	426	28.4	41-88	.466	20-57	.351	20-33	.606	17	57	74	4.9	27	0	23	19	2	17	122	8.1				
33	AUSTIN, Nate	16-1	230	14.4	28-52	.538	2-10	.200	12-22	.545	33	36	69	4.3	48	4	9	8	5	5	70	4.4				
20	WINDER, Anson	16-7	238	14.9	23-62	.371	10-36	.278	11-14	.786	1	26	27	1.7	26	0	19	11	0	20	67	4.2				
02	CUSICK, Craig	16-0	286	17.9	18-49	.367	14-30	.467	10-16	.625	4	21	25	1.6	17	0	29	12	0	17	60	3.8				
24	HARRISON, Damarcus	13-0	71	5.5	8-29	.276	3-10	.300	1-1	1.000	2	8	10	0.8	7	0	3	9	0	3	20	1.5				
21	ROGERS, Stephen	6-0	41	6.8	3-13	.231	1-7	.143	2-2	1.000	1	6	7	1.2	5	0	5	2	1	1	9	1.5				
14	MARTINEAU, Nick	6-0	19	3.2	3-6	.500	2-3	.667	0-0	.000	0	1	1	0.2	1	0	0	0	0	0	8	1.3				
12	SHARP, Josh	13-0	63	4.8	0-4	.000	0-1	.000	10-14	.714	6	4	10	0.8	7	0	3	2	3	2	10	0.8				
Team											34	26	60		1		2									
Total.....		16	3200		446-972	.459	94-296	.318	280-392	.714	182	439	621	38.8	306	10	263	205	58	145	1266	79.1				
Opponents.....		16	3173		378-918	.412	100-344	.291	254-370	.686	165	401	566	35.4	324	-	218	251	40	110	1110	69.4				

<b>TEAM STATISTICS</b>	<b>BY</b>	<b>OPP</b>	<b>Date</b>	<b>Opponent</b>	<b>Score</b>	<b>Att.</b>
SCORING	1266	1110	*	12/29/11	at Saint Mary's (CA)	L 82-98 3500
Points per game	79.1	69.4	*	12/31/11	SAN DIEGO	w 88-52 16369
Scoring margin	+9.8	-	*	01/05/12	at Loyola Marymount	w 73-65 3073
FIELD GOALS-ATT	446-972	378-918	*	01/07/12	SAN FRANCISCO	w 81-56 14823
Field goal pct	.459	.412	*	01/14/12	SANTA CLARA	w 95-78 16116
3 POINT FG-ATT	94-296	100-344	*	01/16/12	at San Diego	w 82-63 3204
3-point FG pct	.318	.291	*	01/19/12	LOYOLA MARYMOUNT	L 68-82 12751
3-pt FG made per game	5.9	6.3	*	01/21/12	at Pepperdine	w 77-64 3104
FREE THROWS-ATT	280-392	254-370	*	01/28/12	SAINT MARY'S	L 66-80 22700
Free throw pct	.714	.686	*	02/02/12	GONZAGA	w 83-73 19257
F-Throws made per game	17.5	15.9	*	02/04/12	at Portland	w 79-60 4159
REBOUNDS	621	566	*	02/11/12	PEPPERDINE	w 86-48 19008
Rebounds per game	38.8	35.4	*	02/16/12	at San Francisco	w 85-84 2875
Rebounding margin	+3.4	-	*	02/18/12	at Santa Clara	w 82-67 4700
ASSISTS	263	218	*	02/23/12	at GONZAGA BULLDOGS	L 63-74 6000
Assists per game	16.4	13.6	*	02/25/12	PORTLAND	w 76-66 22700
TURNOVERS	205	251	* = Conference game			
Turnovers per game	12.8	15.7				
Turnover margin	+2.9	-				
Assist/turnover ratio	1.3	0.9				
STEALS	145	110				
Steals per game	9.1	6.9				
BLOCKS	58	40				
Blocks per game	3.6	2.5				
ATTENDANCE	143724	30615				
Home games-Avg/Game	8-17966	8-3827				
Neutral site-Avg/Game	-	0-0				

<b>Score by Periods</b>	<b>1st</b>	<b>2nd</b>	<b>Totals</b>
BYU	601	665	1266
Opponents	522	588	1110

**THE STAT CREW SYSTEM**  
**BYU Combined Team Statistics (as of Nov 03, 2012)**  
**All games**

<b>RECORD:</b>	<b>OVERALL</b>	<b>HOME</b>	<b>AWAY</b>	<b>NEUTRAL</b>
ALL GAMES	2-0	2-0	0-0	0-0
CONFERENCE	0-0	0-0	0-0	0-0
NON-CONFERENCE	2-0	2-0	0-0	0-0

##	Player	gp-gs	min	avg	Total		3-Point		F-Throw		Rebounds				pf	dq	a	to	blk	stl	pts	avg
					fg-fga	fg%	3fg-fga	3fg%	ft-fa	ft%	off	def	tot	avg								
41	DAVIES, Brandon	2-2	41	20.5	14-24	.583	1-2	.500	10-15	.667	6	13	19	9.5	1	0	5	2	2	2	39	19.5
03	HAWS, Tyler	2-2	55	27.5	11-23	.478	3-5	.600	9-9	1.000	2	8	10	5.0	2	0	5	3	0	2	34	17.0
13	ZYLSTRA, Brock	2-1	36	18.0	11-20	.550	3-6	.500	6-6	1.000	1	8	9	4.5	1	0	1	1	0	2	31	15.5
01	DELGADO, Raul	2-0	37	18.5	6-12	.500	4-9	.444	2-2	1.000	1	2	3	1.5	6	0	4	4	0	1	18	9.0
02	CUSICK, Craig	2-1	36	18.0	6-9	.667	5-8	.625	0-0	.000	0	4	4	2.0	3	0	2	1	0	2	17	8.5
33	AUSTIN, Nate	2-1	33	16.5	4-6	.667	1-1	1.000	2-2	1.000	2	4	6	3.0	7	1	2	2	1	1	11	5.5
12	SHARP, Josh	2-1	39	19.5	4-10	.400	0-1	.000	3-4	.750	8	4	12	6.0	8	0	2	1	0	1	11	5.5
23	CALVERT, Cory	2-0	35	17.5	4-11	.364	2-7	.286	0-1	.000	1	3	4	2.0	1	0	6	1	0	1	10	5.0
10	CARLINO, Matt	2-2	43	21.5	5-15	.333	0-3	.000	0-0	.000	0	5	5	2.5	3	0	14	2	0	2	10	5.0
42	HARWARD, Ian	2-0	12	6.0	3-7	.429	0-0	.000	1-1	1.000	3	3	6	3.0	2	0	1	1	0	0	7	3.5
05	AMBROSINO, Agustin	2-0	33	16.5	2-7	.286	1-5	.200	0-0	.000	1	11	12	6.0	5	0	2	3	0	0	5	2.5
	Team										2	3	5									
	Total.....	2	400		70-144	.486	20-47	.426	33-40	.825	27	68	95	47.5	39	1	44	21	3	14	193	96.5
	Opponents.....	2	400		42-118	.356	11-44	.250	23-37	.622	15	51	66	33.0	38	-	24	31	5	13	118	59.0

<b>TEAM STATISTICS</b>	<b>BYU</b>	<b>OPP</b>	<b>Date</b>	<b>Opponent</b>	<b>Score</b>	<b>Att.</b>
SCORING	193	118	10/26/12	SE OKLAHOMA STATE	w 103-57	11901
Points per game	96.5	59.0	11/03/12	FINDLAY	w 90-61	13085
Scoring margin	+37.5	-	* - Conference game			
FIELD GOALS-ATT	70-144	42-118				
Field goal pct	.486	.356				
3 POINT FG-ATT	20-47	11-44				
3-point FG pct	.426	.250				
3-pt FG made per game	10.0	5.5				
FREE THROWS-ATT	33-40	23-37				
Free throw pct	.825	.622				
F-Throws made per game	16.5	11.5				
REBOUNDS	95	66				
Rebounds per game	47.5	33.0				
Rebounding margin	+14.5	-				
ASSISTS	44	24				
Assists per game	22.0	12.0				
TURNOVERS	21	31				
Turnovers per game	10.5	15.5				
Turnover margin	+5.0	-				
Assist/turnover ratio	2.1	0.8				
STEALS	14	13				
Steals per game	7.0	6.5				
BLOCKS	3	5				
Blocks per game	1.5	2.5				
ATTENDANCE	24986	0				
Home games-Avg/Game	2-12493	0-0				
Neutral site-Avg/Game	-	0-0				

<b>Score by Periods</b>	<b>1st</b>	<b>2nd</b>	<b>Totals</b>
BYU	90	103	193
Opponents	49	69	118