



FOOTBALL



The 2017 BYU Football Almanac provides local and national media a look at BYU's program in preparation for the 2017 football season. For more information visit BYUCougars.com or contact BYU's football media relations staff at 801-422-8948.



TABLE OF CONTENTS

4.....	Quick Facts
6-7	2017 Preview
8-9	2017 Offense
10-11	2017 Defense and Special Teams
12.....	ESPN and BYUtv
13.....	BYU in the National Statistics
14-15	2016 Starters and 2017 Returning Statistics
16-17	2017 Depth Chart and Returning Lettermen
18-21	Returning Players to Watch
22-24	2017 Rosters
25.....	2017 Recruiting Class and Newcomers
26-39	Returning Player Bios
40-41	Kalani Sitake
42-49	BYU Football Staff
50.....	The BYU Family
51.....	BYU Athletic Administration
52-53	Brigham Young University
54.....	Mission Service
55.....	Cougar Club
56-58	LaVell Edwards Stadium
59.....	Facilities
60-67	2017 Schedule and Opponent Outlooks
68-69	2017 Opponent Game-by-Game History
70-71	2016 Season Review
72-85	2016 Game-by-Game
86.....	2016 Award Winners
87-95	2016 Statistics
96-97	BYU's Last 40 Seasons



TABLE OF CONTENTS (continued)

98-99	1984 National Championship
100-101	LaVell Edwards
102.....	All-American Quarterbacks
103.....	3,000 Club
104-109	Major Award Winners
110.....	Polynesian Pipeline
111.....	Tight End Tradition
112-113	Hall of Fame Inductees
114-116	All-Americans
117.....	Academic All-Americans
118-119	All-Conference Selections
120.....	Conference History
121-122	BYU and the NFL
123.....	Players in the Super Bowl
124-125	NFL Draft
126-133	Year-by-Year Results
134-135	40-Year Results and Rankings
136.....	All-Time Opponent W/L Record
137-150	Bowl History
151-157	Lettermen
158-161	Yearly Leaders
162-177	Individual Records
177-181	NCAA Rankings and Records
181-199	Team Season Records
199-205	Team Game Records
206-207	Media Services
208.....	Media Partners





2017 QUICK FACTS

UNIVERSITY INFORMATION

Location	Provo, Utah
Founded	Oct. 16, 1875
Elevation	4,553 feet
Enrollment	33,363
Nickname	Cougars
Mascot	Cosmo
Colors	Blue and White
Stadium (capacity)	LaVell Edwards Stadium (63,470)
Surface	Natural Grass
President	Kevin J Worthen
Athletics Director	Tom Holmoe

MEDIA RELATIONS

FB Media Relations Director	Brett Pyne
Office Phone	801-422-4912
Cell Phone	801-367-1631
FB Media Relations Asst. Director	Kenny Cox
Office phone	801-422-5202
Cell Phone	801-420-7703
Football Graduate Assistant	Kristen Kerr
Cell Phone	801-450-1346
Office Number	801-422-8999
Media Relations Main Office	801-422-8948
Media Relations Fax	801-422-0633
Edwards Stadium Press Box	801-422-2609
Website	www.byucougars.com
Twitter	@BYUCougars, @BYUFootball
Facebook	BYUFootball
Address	30 SFH; Provo, UT 84602

FOOTBALL STAFF

Head Coach	Kalani Sitake (BYU '00)
Seasons	Second year
Career Record	9-4
Record at BYU	same
Asst. HC/Sp. Tms Coord./Safeties	Ed Lamb (BYU '96)
Offensive Coordinator/QBs	Ty Detmer (BYU '91)
Defensive Coordinator/DL	Ilaisa Tuiaki (SUU '06)
Offensive Line	Mike Empey (BYU '95)
Running Backs	Reno Mahe (BYU '15)
Receivers	Ben Cahoon (BYU '98)
Tight Ends	Steve Clark (BYU '92)
Linebackers	Steve Kaufusi (BYU '94)
Cornerbacks	Jernaro Gifford (BYU '04)
Head FB Strength & Cond. Coach	Nu'u Tafisi (Cal '06)
Strength & Conditioning Asst.	Justin McClure
Strength & Conditioning Asst.	AJ Middleton
Defensive Graduate Assistant	Jan Jorgensen
Defensive Graduate Assistant	Vince Feula
Offensive Graduate Assistant	Dallas Reynolds
Offensive Graduate Assistant	Harvey Unga
Director of Football Operations	Russell Tialavea
Director of Recruiting	Tevita Ofahengaue
Director of Player Personnel	Jack Damuni
Director of Athletic Relations	Jasen Ah You
Director of Player Development	Sione Kinikini
Director of Equipment Operations	Mick Hill
Director of Video and Technology	Errol Seaver
Head Football Trainer	Steve Pincock
Sports Medicine Rehab Coordinator	Brett Mortensen
Director, Student Academic Center	Trevor Wilson
Football Academic Advisor	Jim Hamblin

WORTH NOTING

- BYU is one of only 10 programs to earn a bowl invitation every season since 2005. BYU has played 35 total bowl games.
- BYU ranks 15th in winning percentage at .700 (91-39 record) over the past 10 seasons.
- BYU and Penn State are the only schools in the nation to boast winners of the Heisman Trophy, Outland Trophy, Doak Walker Award, Davey O'Brien Award and Sammy Baugh Trophy.
- BYU is one of only six schools in the nation to have a player win the Heisman Trophy for the nation's top player, Outland Trophy for the nation's best interior lineman, Davey O'Brien Award for the nation's best quarterback and Doak Walker Award for the nation's top running back, joining Texas, Ohio State, Penn State, Iowa and Boston College.

TEAM INFORMATION

Defense	4-3
Offense	Pro Style, Multiple
2016 Record	9-4
2016 Final Ranking	AP (RV)
Affiliation	FBS Independent
Total lettermen returning (R)/LOST (L)	58/24
Offensive lettermen R/L	21/11
Defensive lettermen R/L	32/12
Specialist lettermen R/L	5/1
Starters R/L	14/10
Offensive starters R/L	6/5
Defensive starters R/L	6/5

PROGRAM HISTORY

National Championships	1 (1984)
Conference Championships	23 (last 2007)*
Bowl Appearances	35
Bowl Record	14-20-1
Last Bowl Appearance	2016 Poinsettia Bowl
.W, 24-21 vs. Wyoming	
Last Bowl Victory	same
Bowl Streak	12 (7-5 record)
. . . . *One of 10 programs since 2005 to go to 12 straight bowls	
First Year of Football	1922
All-Time Record	564-406-26 (.579)
All-Time Home Record	309-135-6 (.693)
All-Time Road Record	228-246-19 (.482)
All-Time Neutral Record	28-25-1 (.528)
All-Time Independent Record	52-26 (.667)
Stadium Record	236-70 (.771)
Stadium Record (since 1982 expansion)	167-45 (.788)
Stadium Record (since 2000 renaming)	76-22 (.776)
*Independent since 2011	

1984

**NATIONAL
CHAMPIONS**

58

ALL-AMERICANS

36

ACADEMIC

ALL-AMERICA CITATIONS

35

BOWL GAMES

23

CONFERENCE

CHAMPIONSHIPS

13

CONSENSUS ALL-AMERICANS

7

COLLEGE FOOTBALL

HALL OF FAME MEMBERS

7

SAMMY BAUGH WINNERS

4

DAVEY O'BRIEN WINNERS

2

OUTLAND TROPHIES

1

HEISMAN TROPHY,

DOAK WALKER & MAXWELL AWARD



NO.5

**IN TOTAL WINS THE
PAST 40 SEASONS**

BYU ranks No. 5 in total wins among all FBS programs with 357 victories over the past 40 seasons (1977-2016).

1. Nebraska	385
2. Florida State	377
3. Ohio State	369
4. Oklahoma	367
5. BYU	357
6. Georgia	351
7. Michigan	350
8. Penn State	349
8. Miami	349



2017 BYU FOOTBALL

READY FOR MORE

TALENTED AND EXCITED SQUAD PREPS FOR 2017

Year one for head coach Kalani Sitake was a memorable one. The Cougars won nine games after entering the season facing one of the more daunting schedules in school history. The 2017 season picks up right where 2016 left off with a new set of challenges for the year.

The 2017 football schedule features a 13-game regular-season slate against schools from six conferences—Southeastern, Big Ten, Pac-12, American, Mountain West, Big Sky—and fellow independent UMass. The schedule includes six home games, six road games and a neutral site contest in Houston between the Cougars and the LSU Tigers at NRG Stadium, home of the Houston Texans and the site of the 2017 Super Bowl.

Including LSU, BYU's 2017 schedule includes three teams who finished last season in the top-25 rankings (No. 9 Wisconsin, No. 13 LSU, No. 23 Utah). Six Cougar opponents—LSU, Wisconsin, Mississippi State, Utah, Boise State and Hawai'i—earned bowl bids last year and five finished the year with bowl victories. Overall, opponents on BYU's 2017 schedule represent 11 different states, including California, Hawaii, Idaho, Louisiana, Mississippi, Massachusetts, Nevada, North Carolina, Oregon, Utah and Wisconsin.

Two of the most dynamic offensive players in school history are gone – all-time leading rusher Jamaal Williams and dual-threat quarterback Taysom Hill. Both electric in the ground game, the Cougars will be looking to replace not only the veteran leadership, but also more than 6,700 career rushing yards between the two stars.

Junior signal caller Tanner Mangum will step back into his familiar starting role after running the offense for 13 starts over the past two seasons when Hill was injured. The 2015 National Freshman of the Year, awarded by the Touchdown Club of Columbus, has tallied 3,618 career passing yards and 26 touchdowns.

Replacing Williams looks to be the work of a committee of capable backs. Junior Squally Canada, a Washington State transfer, spelled Williams last year to the tune of 315 yards and two touchdowns on 74 carries. Other backs in the mix for time include KJ Hall, Trey Dye, Riley Burt, Kavika Fonua and newcomer Ula Tolutau.

The Ty Detmer offense in 2016 featured a pro-style under-center attack with multiple looks and a focus on ball control. BYU will look to stretch the field a little more behind senior speedster Jonah Trinnaman in 2017. Along with Trinnaman, Aleva Hifo is back in the slot along with Moroni Lauulu-Pututau, who has bulked up and shifted into a full-time tight end position. Wideouts Talon Shumway, Rickey Shumway and Beau Tanner all return after getting reps last season and will work to produce like the four departed seniors Nick Kurtz, Garrett and Mitchell Juergens and Colby Pearson, who all combined for 125

receptions, 1,294 yards and nine touchdowns in 2016. Redshirts Akile Davis and Micah Simon are standouts from the scout squad last year that will aim to make an impact.

The tight end position is again a focal point and BYU hopes the group can take another step forward after a productive 2016. Tanner Baldersee, Hunter Marshall and Nate Sampson return to a group bolstered by Lau-Lu-Pututau sliding over along with new recruits Matt Bushman and Joe Tukuafu joining the squad in the spring.

Up front, BYU lost just one starter from a cohesive unit that plowed the road for the Cougars in 2016. Senior Rimington Trophy candidate Tejan Koroma is back at center, flanked by senior guards Keyan Norman and Tuni Kanuch. Thomas Shoaf earned Freshman All-America honors from the Football Writers Association in 2016 and is back for his sophomore campaign. Austin Hoyt, who has starting experience, will compete for the other tackle spot vacated by Andrew Eide along with junior college standout Taipei Vaka. Every spot will be pushed with talented players coming off redshirt seasons like Kieffer Longson, Chandon Herring, Austin Chambers and Addison Pulsipher in addition to veterans JJ Nwigwe and LeRoy Sitake-Tanoai.

Defensively, Ilaisa Tuiaki had the Cougar defense rolling in 2016, ranking No. 2 nationally with 31 turnovers gained, No. 4 in interceptions (21), No. 9 in rushing defense (112.85 ypg) and No. 14 in scoring defense (19.5 ppg). BYU returns three starting linebackers in senior Fred Warner and juniors Butch Pau'u and Francis Bernard. Adam Pulsipher, Johnny Tapusoa and Morgan Unga are also part of a talented group of returners at the position along with Isaiah Kaufusi coming off a redshirt season.

Behind them, senior safety Micah Hannemann is back along with both starting corners, sophomores Troy Warner and Dayan Ghanwoloku (Lake). An interception machine, Kai Nacua, graduated to open a safety spot for Matt Hadley, Tanner Jacobson, Zayne Anderson or Sawyer Powell. Newcomers include transfer Austin Lee, freshman Chaz Ah You and Kamel Greene after moving over from corner. Depth at corner is also back with Michael Shelton, Chris Wilcox, Isaiah Armstrong, Austin McChesney, Cody Stewart and Hiva Lee.

The defensive line is talented but unproven. Handsome Tanielu, Merrill Taliauli, Kesni Tausinga, Trajan Pili, Corbin Kaufusi and Tevita Mo'Unga all return and several have starting experience. Additional talents are back from missions or redshirt years and will also compete to contribute in 2017. New to the squad for 2017 include Langi Tuifua, Lorenzo Fauatea, Tanner Baker and Khyiris Tonga.

Special teams was another strength in 2016 and should be in 2017. The Cougars ranked No. 6 in punt return defense, No. 20 in kick return defense and No. 22 in field goals made. Punter Jonny Linehan returns, along with placekicker Rhett Almond and kickoff specialists Corey Edwards and Andrew Mikkelsen. Both Edwards and Mikkelsen can kick field goals too and had experience in 2016. Long snappers Matt Foley and Mitch Harris both return as well.

To read more about each position group, visit the offense, defense and special teams outlooks on pages 8-11.



QUARTERBACK

QUARTERBACK	HT.	WT.	YR	HOMETOWN/PREVIOUS SCHOOL
Tanner Mangum*	6-3	223	JR	Eagle, Idaho / Eagle HS
Beau Hoge	6-2	210	R-SO.	Fort Thomas, Kentucky / Highlands HS
Koy Detmer Jr.	5-10	180	R-SO.	Somerset, Texas / Somerset HS
Austin Kafentzis	6-1	200	R-SO.	Sandy, Utah / Arizona Western College
Kody Wilstead	6-6	215	FR.	St. George, Utah / Pine View HS
Joe Critchlow	6-4	210	FR.	Franklin, Tennessee / Franklin HS

2016 QBs LOST: Taysom Hill

The quarterback position continues to be a strength with Tanner Mangum leading the way under center. The former National Freshman of the Year started 12 games in 2015 and then backed up Taysom Hill during his senior season last year before starting the Poinsettia Bowl and leading the team to a 24-21 win. He is 9-4 as a starter and looks to continue the legacy of BYU quarterbacks as 2017 approaches. Beau Hoge and Koy Detmer Jr. return to compete for the backup spot and Young Tanner returns after a year on the squad. Newcomers include an in-state top prospect in Kody Wilstead out of Pine View High School in St. George, sophomore transfer Austin Kafentzis from Arizona Western College and freshman Joe Critchlow out of Franklin High School in Tennessee.



RUNNING BACK

RUNNING BACK	HT.	WT.	YR	HOMETOWN/PREVIOUS SCHOOL
Squally Canada*	5-10	205	R-JR.	Milpitas, California / Washington State
KJ Hall*	5-10	185	JR.	Spanish Fork, Utah / Maple Mountain HS
Trey Dye	5-9	175	R-JR.	Abilene, Texas / Cooper HS
Kavika Fonua	6-0	215	R-JR.	Syracuse, Utah / Syracuse HS
Riley Burt	6-2	210	R-SO.	Mantua, Utah / Box Elder HS
Ula Toluta'u	6-1	230	FR.	Salt Lake City, Utah / East HS
Brayden El-Bakri (FB)*	6-0	235	JR.	Salt Lake City, Utah / Brighton HS
Creed Richardson (FB)	6-0	240	SR.	Provo, Utah / Timpview HS
Kyle Griffiths (FB)	6-3	235	SO.	Windermere, Florida / West Orange HS

2016 RBs LOST: Jamaal Williams, Algernon Brown, Colby Hansen

Replacing the school's all-time leading rusher is never an easy task, but BYU has a talented pool of backs to carry the load. Squally Canada and KJ Hall both return with starting experience while Trey Dye and Riley Burt return after a redshirt year. Both saw time on the field in 2015. Newcomer Ula Toluta'u joins the stable as a big back in the mold of former greats Manase Tonga and Fui Vakapuna. Kavika Fonua, who played linebacker in 2016, is also getting a look in the backfield. Fullbacks include Brayden El-Bakri who was the primary starter in 2016, with Creed Richardson pushing for time at the spot along with Kyle Griffiths.



TIGHT END

TIGHT END	HT.	WT.	YR	HOMETOWN/PREVIOUS SCHOOL
Tanner Balderree*	6-3	252	SR.	Sherwood, Oregon / Sherwood HS
Hunter Marshall*	6-3	242	SR.	Acworth, Georgia / Snow College
Moroni Laulu-Pututau*	6-4	225	JR.	Hyrum, Utah / Mountain Crest HS
Nate Sampson	6-2	240	JR.	Pleasant Grove, Utah / Pleasant Grove HS
Troy Hinds	6-5	245	JR.	Kaysville, Utah / David HS
Matt Bushman	6-5	220	FR.	Tucson, Arizona / Sabino HS
Joe Tukuafu	6-4	235	FR.	Salt Lake City, Utah / East HS
Bentley Hanshaw	6-5	220	FR.	Moorpark, California / Moorpark HS
Nate Heaps	6-4	235	FR.	American Fork, Utah / American Fork HS

2016 TEs LOST: None

All the tight ends that saw time on the field in 2016 are back for 2017. Tanner Balderree saw the bulk of the work in 2016 and returns to prove himself further in the passing game. Moroni Laulu-Pututau has put on weight and slides over officially from the wide receiver corps to put his hand on the ground as a true tight end. Nate Sampson returns to bolster the group while Troy Hinds continues to battle through injuries to get back on the field. Newcomers home from their LDS missions include Matt Bushman and Joe Tukuafu. Bushman is a two-sport athlete with the baseball team while Tukuafu was a star at East High with over 700 receiving yards his senior year. New recruits include Bentley Hanshaw and Nate Heaps joining the squad in the fall.



WIDE RECEIVER

WIDE RECEIVER	HT.	WT.	YR	HOMETOWN/PREVIOUS SCHOOL
Jonah Trinnaman*	6-0	190	SR.	Highland, Utah / Snow College
Grant Jones	6-6	215	R-SR.	Concord, California / Ygnacio Valley HS
Rickey Shumway	6-2	215	JR.	Provo, Utah / Timpview HS
Beau Tanner	6-0	190	JR.	Gilbert, Arizona / Scottsdale CC
Taggart Krueger	6-3	200	JR.	Sammamish, Washington / Skyline HS
Aleva Hifo*	5-10	180	SO.	Menifee, California / Heritage HS
Micah Simon	6-1	190	R-SO.	Dallas, Texas / Bishop Dunne HS
Akile Davis	6-2	205	R-SO.	DeSoto, Texas / DeSoto HS
Talon Shumway	6-3	215	R-SO.	South Jordan, Utah / Lone Peak HS
Mack Richards	6-2	200	R-FR.	Sandy, Utah / Alta HS
Inoke Lotulelei	5-10	190	SO.	Midvale, Utah / Cottonwood HS
Neil Pau'u	6-4	205	FR.	Anaheim, California / Servite HS
Tariq Buchanan	6-1	175	FR.	Elgin, Texas / Elgin HS
Chayce Bolli	6-0	190	FR.	Boerne, Texas / Champion HS

2016 WRs LOST: Mitchell Juergens, Garrett Juergens, Colby Pearson, Nick Kurtz

Speedster Jonah Trinnaman is back to lead a talented group anxious to prove itself this season. Aleva Hifo is also back after missing spring recovering from surgery. Talon Shumway returns after seeing time last season in addition to Beau Tanner and Rickey Shumway. Redshirts came off for Akile Davis, Micah Simon and Mack Richards after working with the scout team last year. Inoke Lotulelei returns and freshman Neil Pau'u, brother of Butch Pau'u, also joined the program for the spring. Incoming freshman Tariq Buchanan and Chayce Bolli will add their talents to the group in fall camp.



OFFENSIVE LINE

OFFENSIVE LINEMAN	HT.	WT.	YR	HOMETOWN/PREVIOUS SCHOOL
Tejan Koroma*	6-0	290	SR.	Allen, Texas / Allen HS
Tuni Kanuch*	6-3	320	SR.	South Jordan, Utah / Bingham HS
Keyan Norman*	6-3	305	SR.	Alpine, Utah / Southern Utah
Austin Hoyt*	6-8	305	JR.	lone, California / Argonaut HS
Jacob Jimenez	6-5	290	JR.	Pflugerville, Texas / Pflugerville HS
JJ Nwigwe	6-5	275	JR.	Rockwall, Texas / Rockwall-Heath HS
Taipe Vaka	6-5	275	JR.	Oakland, California / Diablo Valley College
Thomas Shoaf*	6-5	275	R-SO.	Columbus, Indiana / Columbus North HS
Addison Pulsipher	6-5	280	R-SO.	Temecula, California / Temecula Valley HS
LeRoy Sitake-Tanoai	6-4	320	R-SO.	Sherman Oaks, California / Notre Dame HS
Tristen Hoge	6-5	305	R-SO.	Pocatello, Idaho / Notre Dame
Kieffer Longson	6-7	321	R-FR.	San Ramon, California / Dougherty Valley HS
Chandon Herring	6-7	285	R-FR.	Gilbert, Arizona / Perry HS
Austin Chambers	6-4	301	R-FR.	Shawnee Mission, Kansas / Shawnee Mission West HS
Mango Finau	6-5	355	FR.	Wailuku, Hawaii / Baldwin HS
Brady Christensen	6-6	270	FR.	Bountiful, Utah / Bountiful HS
James Empey	6-4	275	FR.	American Fork, Utah / American Fork HS

2016 OLs LOST: Andrew Eide, Parker Dawe, Kyle Johnson, Quin Picklin, Ului Lapuaho, Zac Dawe

The Cougars return several players with starting experience, including senior Tejan Koroma at center, joined by senior guards Tuni Kanuch and Keyan Norman. Freshman All-American Thomas Shoaf returns as a sophomore to give BYU four strong starting options. The open tackle spot vacated by Andrew Eide looks to be filled by Austin Hoyt, who started two games last year, along with experienced junior JJ Nwigwe and redshirt freshman Kieffer Longson who impressed on the scout team last year. Junior college transfer Taipe Vaka is also in the mix for time at the position. Jacob Jimenez was injured in the offseason and will miss 2017 but Addison Pulsipher and LeRoy Sitake-Tanoai offer more options. Several players are expected to compete for time after redshirting last year including Chandon Herring and Austin Chambers. Other newcomers include Mango Finau from Hawaii, Brady Christensen, James Empey and Notre Dame transfer Tristen Hoge.



* starting experience



DEFENSIVE LINE

DEFENSIVE LINEMAN	HT.	WT.	YR	HOMETOWN/PREVIOUS SCHOOL
Kesni Tausinga*	6-1	303	SR.	South Jordan, Utah / Bingham HS
Handsome Tanielu*	6-2	310	SR.	Waianae, Hawaii / Snow College
Rhett Sandlin	6-3	245	R-JR.	Draper, Utah / Alta HS
Merrill Taliauli*	6-2	305	JR.	Salt Lake City, Utah / East HS
Tevita Mo'unga*	6-3	330	JR.	Murrieta, California / Vista Murrieta HS
Corbin Kaufusi*	6-9	285	JR.	Provo, Utah / Timpview HS
Solomone Wolfgramm	6-5	290	JR.	Menlo Park, California / BYU-Hawaii
Cody Savage	6-5	260	JR.	Lovell, Wyoming / Lovell HS
Trajan Pili	6-2	245	R-SO.	Las Vegas, Nevada / Centennial HS
Wayne Tei-Kirby	6-3	305	SO.	Pocatello, Idaho / Oregon
Kainoa Fuiava	6-5	295	R-FR.	Downey, California / Warren HS
Uriah Leiataua	6-4	265	R-FR.	Compton, California / Dominguez HS
Earl Tuioti-Mariner	6-4	260	FR.	Topeka, Kansas / Washburn HS
Keanu Saleapaga	6-6	286	FR.	Lakewood, California / La Mirada HS
A.J. Lolohea	6-3	230	FR.	Salt Lake City, Utah / West HS
Motekiai Langi	6-7	410	FR.	Matangiake, Tonga / Tonga HS
Langi Tuifua	6-3	225	FR.	South Jordan, Utah / Bingham HS
Tanner Baker	6-5	230	FR.	Acworth, Georgia / Allatoona HS
Lorenzo Fauatea	6-4	260	FR.	West Valley, Utah / Hunter HS
Alden Tofa	6-4	260	FR.	West Jordan, Utah / West Jordan HS

2016 DLs LOST: Harvey Langi, Tomasi Lauilile, Sae Tautu, Travis Tuiloma, Logan Taelle, Moses Kaumatule, Maurice Maxwell

Several talented linemen return for 2017, including Kesni Tausinga, Merrill Taliauli, Handsome Tanielu, Tevita Mo'unga and Corbin Kaufusi who all have starting experience. Other contributors include Trajan Pili, Rhett Sandlin and Solomone Wolfgramm. Cody Savage and Scott Huntsman are back in the mix. Uriah Leiataua and Kainoa Fuiava will compete after redshirt seasons in 2016 while previous signees home from missions include Earl Tuioti-Mariner, A.J. Lolohea, Motekiai Langi and David Lui, who are all home from missions. Keanu Saleapaga has joined the team in addition to Oregon transfer Wayne Tei-Kirby. Kirby is likely to have to sit out the 2017 season due to NCAA transfer rules. Other newcomers include Khyiris Tonga, Langi Tuifua, Lorenzo Fauatea and Tanner Baker.



LINEBACKERS



LINEBACKER	HT.	WT.	YR	HOMETOWN/PREVIOUS SCHOOL
Fred Warner*	6-4	235	SR.	San Marcos, California / Mission Hills HS
Va'a Niumatalolo	6-3	240	SR.	Annapolis, Maryland / Broadneck HS
Morgan Unga	6-5	220	R-JR.	Ogden, Utah / Bonneville HS
Butch Pau'u*	6-0	223	JR.	Anaheim, California / Servite HS
Francis Bernard*	6-1	240	JR.	Herriman, Utah / Herriman HS
Phillip Amone	6-0	240	JR.	Orlando, Florida / Dr. Phillips HS
Adam Pulsipher*	6-2	227	JR.	Temecula, California / Temecula Valley HS
Rylee Gautuvai	6-1	228	R-SO.	Bountiful, Utah / Bountiful HS
Johnny Tapusoa	5-11	225	SO.	Laie, Hawaii / Kahuku HS
Isaiah Kaufusi	6-2	235	R-FR.	Cottonwood Heights, Utah / Brighton HS
Garrett England	6-4	210	FR.	Salt Lake City, Utah / Skyline HS
Will Sedgwick	6-2	235	FR.	Laguna Hills, California / Laguna Hills HS

2016 LBs LOST: Austin Heder

The majority of the linebacking corps return in 2017, highlighted by three returning starters Fred Warner, Butch Pau'u and Francis Bernard. The three were BYU's top tacklers in 2016 and look to continue to lead the defense again. Adam Pulsipher, Morgan Unga and Johnny Tapusoa return after seeing significant time in 2016. Phillip Amone and Va'a Niumatalolo also add depth and experience while Isaiah Kaufusi is ready to contribute after a redshirt year along with return missionary Garrett England. Newcomer Sia'anga Moala participated in spring ball while Will Sedgwick will join the team for fall camp.



SAFETY

SAFETY	HT.	WT.	YR	HOMETOWN/PREVIOUS SCHOOL
Micah Hannemann*	6-1	205	SR.	Alpine, Utah / Lone Peak HS
Matt Hadley	6-0	205	SR.	Connell, Washington / Connell HS
Sawyer Powell	6-1	200	SR.	West Richland, Washington / Richland HS
Kamel Greene	5-11	190	SR.	East Palo Alto, California / Washington State
Gavin Fowler	6-0	195	R-SR.	Kaysville, Utah / Davis HS
Marvin Hifo	5-10	195	SR	Menifee, California / Mt. San Jacinto College
Zayne Anderson	6-2	200	JR.	Stansbury Park, Utah / Stansbury Park HS
Tanner Jacobson	5-10	185	JR.	Southlake, Texas / Texas Tech
Sam Baldwin	6-3	196	R-SO.	Rexburg, Idaho / Madison HS
Austin Lee	6-0	202	R-SO.	Sandy, Utah / Utah/SLCC
Chaz Ah You	6-2	200	FR.	Eagle Mountain, Utah / Westlake/Timpview HS

2016 Safeties LOST: Kai Nacua, Chris Badger, Eric Takenaka

BYU will get Micah Hannemann back as a senior in 2017 but will need to fill the other safety spot vacated by Kai Nacua. Matt Hadley and Tanner Jacobson both saw extensive action in 2016 and are primed to make a run at a starting position. Zayne Anderson and Sam Baldwin also had reps last year and will compete along with Sawyer Powell, another returner with game experience. Kamel Greene moved in from corner and newcomers Marvin Hifo and Utah transfer Austin Lee will also look to step in and play along with newcomer four-star recruit Chaz Ah You.



CORNERBACK

CORNERBACK	HT.	WT.	YR	HOMETOWN/PREVIOUS SCHOOL
Cody Stewart	6-3	185	SR.	Mesa, Arizona / Mountain View HS
Hiva Lee	5-10	185	SR.	Draper, Utah / SLCC
Isaiah Armstrong	6-2	200	JR.	Redlands, California / Riverside City College
Michael Shelton*	5-8	180	JR.	Raleigh, North Carolina / Wakefield HS
Dayan Ghanwoloku*	5-11	195	R-SO.	Layton, Utah / Northridge HS
Caden Dortch	6-0	190	R-SO.	Saratoga Springs, Utah / Westlake HS
Troy Warner*	6-1	195	SO.	San Marcos, California / Mission Hills HS
Chris Wilcox*	6-2	181	SO.	Fontana, California / Eleanor Roosevelt HS
Austin McChesney	6-1	180	SO.	Highland, Utah / Lone Peak HS
Trevion Greene	6-4	190	SO.	Hayward, California / Chabot College
D'Angelo Gunter	6-1	180	FR.	San Diego, California / Del Norte HS
Keenan Ellis	6-1	170	FR.	Chula Vista, California / Bonita Vista HS

2016 CBs LOST: Michael Davis, Trevor Brent

The Cougars return starters Dayan Ghanwoloku (Lake) and Troy Warner at the corner spots. Just freshmen last year, each started eight games. Chris Wilcox started two games in 2016, and Michael Shelton started two in 2015. Isaiah Armstrong and Austin McChesney both saw significant reps at the corner position as well and all return. Cody Stewart and Hiva Lee are back after strong special teams showings last season, along with Caden Dortch. Newcomers include junior college transfer Trevion Greene, along with freshmen D'Angelo Gunter and Keenan Ellis.



SPECIALISTS



SPECIALIST	HT.	WT.	YR	HOMETOWN/PREVIOUS SCHOOL
Jonny Linehan (P)*	6-0	210	R-SR.	Auckland, New Zealand / Takapuna Grammar
Corey Edwards (K)*	6-0	210	SR.	Hurricane, Utah / Hurrican HS
Rhett Almond (P/K)*	6-4	201	JR.	Valencia, California / Hart HS
Andrew Mikkelsen (K)	6-0	200	JR.	Canby, Oregon / Oregon State
Matt Foley (LS)*	6-1	215	JR.	Temecula, California / Temecula Valley HS
Mitch Harris (LS)	6-4	215	JR.	Gilbert, Arizona / Perry HS

2016 Specialists LOST: Jake Oldroyd (K) - mission

Punter Jonny Linehan returns for his senior season after handling the punt duties for the last two seasons. The Kiwi rugby player averaged 42.5 yards per punt with 30 punts dropped inside the 20 last season. Rhett Almond backed up Linehan but also moved into the primary placekicker role in 2016 and returns this season. Almond connected on 17 of 21 field goals and 39 of 40 PAT attempts. He knocked in the 19-yard game-winner against Toledo. Corey Edwards was the featured kickoff specialist with Andrew Mikkelsen also seeing some time in the position. The long snapper, Matt Foley, returns after rehabbing from injury in spring. Mitch Harris handled the snapping in spring and made an impression.



In 2017 BYU enters its seventh season of independence as the only school with an exclusive television partnership with ESPN. After making the announcement on Sept. 1, 2010, BYU started competing as an independent in 2011 while also beginning a new partnership with ESPN to televise Cougar football home games on the sports leader's family of networks.

"BYU is nationally recognized as an outstanding university and for the history and tradition of its premier athletic programs," said Burke Magnus, ESPN executive vice president, programming and scheduling. "Once BYU decided to chart an independent course for football, we both recognized it is a good opportunity to build and grow our strong 30-year relationship. With this agreement, college football fans around the country will see the quality and pageantry of BYU as well as the passion and enthusiasm of its supporters."

One of the most important goals in becoming an independent was the opportunity for more national exposure for the university and its football program. As an independent, BYU has had 59 of its 78 games over the past five seasons appear on one of the ESPN networks. Last season BYU played 10 games on one of the ESPN networks, including three games featured on both ESPN and ESPN2, one on ABC, one on ESPNU and two carried on ESPN3 as well as BYUtv.

BYU has had 76 percent of its games broadcast on a national TV network channel (70+ million households) since going independent. Only 15 programs in the nation have had more national TV games than BYU since 2011.

BYU has also sought better access for the Cougars' national fan base and the opportunity to schedule high-profile opponents. Since 2011, BYU has played teams from the SEC, Big 12, Big Ten, Pac-12, ACC, American, Conference USA, Mid-American, Mountain West, Western Athletic Conference, and fellow independents Notre Dame and UMass and boasts upcoming games scheduled with programs such as LSU, Tennessee, Mississippi State, Missouri, Michigan State, Wisconsin, Minnesota, Baylor, Virginia, USC, Oregon, Stanford, Cal, Washington, Washington State, Arizona, Arizona State, Utah and Boise State among others.

Every BYU home football game will be televised to a live national audience on the ESPN family of networks or BYUtv. Each year, a minimum of three home games will be carried on ESPN, ESPN2, or ABC while additional games can also be televised on those networks or on ESPNU. At least one game each season will be carried live on BYUtv. Additionally, BYU fans are able to view same-day rebroadcasts on BYUtv of every home game and any away game to which ESPN has the rights through conference agreements with the host team.

ADDITIONAL BYU FOOTBALL PROGRAMMING ON BYUtv

BYU is the only school in the country with nationally televised live 60-minute pregame and 30-60-minute postgame shows before and after every game—home or away. BYUtv also produces daily and weekly BYU-centric sports shows as well as additional BYU football specials throughout the year to highlight events such as National Letter of Intent Day, BYU spring football and the annual BYU Football National Media Day in late June, which also includes live programming on ESPN3.

BYUtv and BYU Radio/Sirius XM 143 simulcast a daily news show—BYU Sports Nation—that airs live each weekday from noon-1 p.m. ET/10-11 a.m. MT from Studio B at the BYU Broadcasting Building in Provo with an additional airing the same day at 6 p.m. ET/4 p.m. MT. The latest news and information about BYU sports are discussed each day by hosts Jarom Jordan and Spencer Linton. During the football season BYUtv also features a weekly one-hour show—After Further Review—where host Dave McCann and a panel of experts provide in-depth analysis of the tactics, plays, and touchdowns of every BYU football game.

BYUtv is available in more than 55 million North American homes and is growing every month. It's on the basic tier of both Dish and DirectTV and is carried by more than 500 cable systems. The network constructed its own state-of-the-art production building that will allow it to televise every game in HD, along with its HD truck with the capability of broadcasting while on the road.



2016

2 turnovers gained
3 red zone offense
#4 interceptions
#6 punt return defense
#7 turnover margin

#8 defensive touchdowns
#9 rushing defense
#10 red zone defense
#12 third-down %
#13 blocked kicks

#14 scoring defense
#14 fourth-down %
#18 time of possession
#24 first downs defense
#25 TFL allowed

2015

#1 blocked kicks
#2 blocked punts
#4 red zone offense
#6 team sacks

#9 team tackles for loss
#19 team pass efficiency defense
#21 passing offense

#23 total defense
#23 interceptions
#23 red zone defense
#25 defensive TDs

2014

#1 blocked kicks allowed
#1 blocked punts allowed
#10 net punting
#14 scoring offense

#15 first down offense
#16 blocked punts
#17 fourth-down conversion %
#18 kick return defense

#19 blocked kicks
#20 rushing defense

2013

#14 total offense
#10 rushing offense
#16 pass efficiency defense
#22 scoring defense

#14 fourth-down conversion % defense
#11 kickoff returns
#17 first down offense

#10 blocked kicks

2012

#1 third-down defense
#2 red zone defense
#3 rush defense
#3 scoring defense

#3 total defense
#4 first downs defense
#5 kicks/punts blocked
#6 punting average

#7 fourth-down conversion %
#10 passing defense
#11 pass breakups
#16 time of possession

2011

#5 third-down conversion %
#8 red zone defense
#11 pass breakups
#13 total defense

#14 kickoff average
#15 pass efficiency defense
#19 rushing defense
#19 first downs per game

#22 scoring defense
#24 time of possession
#25 punt return average

2010

#15 red zone efficiency
#17 punt return defense
#21 third-down conversion %
#22 first down defense

#23 pass defense
#24 total defense

2009

#1 third-down conversion %
#3 passing efficiency
#8 tackles for loss allowed
#11 scoring offense

#15 first down offense
#16 red zone efficiency
#17 passing offense
#21 total offense

#21 rushing defense

2008

#2 third-down conversion %
#2 fumbles recovered
#4 tackles for loss allowed
#5 fourth-down conversion %

#6 passing offense
#9 kickoff returns
#10 first downs offense
#13 passing efficiency

#15 turnovers gained
#16 total offense
#20 scoring offense

2007

#5 time of possession
#6 fourth-down conversion %
#8 kick return defense
#9 rush defense,
#9 scoring defense

#10 total defense
#12 fourth-down defense
#14 passing offense
#16 tackles for loss allowed
#17 kickoff returns

#18 pass efficiency defense
#18 punt return defense
#21 third-down conversion %
#25 total offense



2016 GAME-BY-GAME STARTERS

OFFENSIVE STARTERS (bold=expected to return in 2017)

GAME	QB	RB	RB/WR	WR	WR/TE	WR/TE	LT	LG	C	RG	RT
ARIZONA	HILL	WILLIAMS	BROWN	LAULU-PUTUTAU	HIFO	BALDERREE	EIDE	NORMAN	KOROMA	DAWE	LAPUAHO
UTAH	HILL	PEARSON	M. JUERGENS	LAULU-PUTUTAU	HIFO	TRINNAMAN	EIDE	NORMAN	KOROMA	DAWE	LAPUAHO
UCLA	HILL	WILLIAMS	BROWN	KURTZ	PEARSON	BALDERREE	EIDE	NORMAN	KOROMA	DAWE	HOYT
WEST VIRGINIA	HILL	WILLIAMS	BROWN	KURTZ	M. JUERGENS	BALDERREE	EIDE	NORMAN	KOROMA	KANUCH	SHOAF
TOLEDO	HILL	WILLIAMS	M. JUERGENS	LAULU-PUTUTAU	KURTZ	TRINNAMAN	EIDE	NORMAN	KOROMA	DAWE	SHOAF
MICHIGAN	HILL	WILLIAMS	BROWN	KURTZ	TRINNAMAN	BALDERREE	EIDE	NORMAN	KOROMA	KANUCH	SHOAF
MISSISSIPPI ST	HILL	WILLIAMS	TRINNAMAN	KURTZ	MARSHALL	BALDERREE	EIDE	NORMAN	KOROMA	KANUCH	SHOAF
BOISE ST	HILL	CANADA	BROWN	TRINNAMAN	PEARSON	BALDERREE	EIDE	NORMAN	KOROMA	KANUCH	HOYT
CINCINNATI	HILL	WILLIAMS	TRINNAMAN	KURTZ	MARSHALL	BALDERREE	EIDE	NORMAN	KOROMA	KANUCH	SHOAF
SJU	HILL	CANADA	TRINNAMAN	KURTZ	M. JUERGENS	LAULU-PUTUTAU	EIDE	NORMAN	KOROMA	KANUCH	SHOAF
UMASS	HILL	HALL	TRINNAMAN	KURTZ	M. JUERGENS	LAULU-PUTUTAU	EIDE	NORMAN	KOROMA	KANUCH	SHOAF
UTAH ST	HILL	WILLIAMS	BROWN	KURTZ	M. JUERGENS	G. JUERGENS	EIDE	NORMAN	KOROMA	KANUCH	SHOAF
WYOMING	MANGUM	WILLIAMS	KURTZ	PEARSON	MARSHALL	BALDERREE	EIDE	NORMAN	KOROMA	KANUCH	SHOAF

DEFENSIVE STARTERS (bold=expected to return in 2017)

GAME	E	N	E	OE	FLB	MLB	BLB	LC	FS	SS	RC
ARIZONA	KAUMATULE	TALIAULI	TAELE	LANGI	F. WARNER	PAU'U	BERNARD	T. WARNER	NACUA	HANNEMANN	M. DAVIS
UTAH	TAUTU	TALIAULI	TAELE	LANGI	F. WARNER	PAU'U	BERNARD	LAKE	NACUA	HANNEMANN	M. DAVIS
UCLA	TAUTU	TALIAULI	TAELE	LANGI	F. WARNER	PAU'U	BERNARD	WILCOX	HADLEY	HANNEMANN	M. DAVIS
WEST VIRGINIA	KAUMATULE	TALIAULI	TAELE	LANGI	F. WARNER	PAU'U	BERNARD	T. WARNER	NACUA	TAKENAKA	M. DAVIS
TOLEDO	TAUTU	TALIAULI	TAELE	LANGI	F. WARNER	PULSIPHER	BERNARD	WILCOX	NACUA	HANNEMANN	M. DAVIS
MICHIGAN	KAUMATULE	TALIAULI	TAELE	KAUFUSI	F. WARNER	LANGI	BERNARD	LAKE	NACUA	HANNEMANN	M. DAVIS
MISSISSIPPI ST	TAUTU	TALIAULI	TAELE	LANGI	F. WARNER	PULSIPHER	BERNARD	T. WARNER	NACUA	HANNEMANN	LAKE
BOISE ST	TAUTU	TULLOMA	TAELE	LANGI	F. WARNER	PAU'U	BERNARD	T. WARNER	NACUA	HANNEMANN	LAKE
CINCINNATI	TAUTU	TANIELU	TAELE	LANGI	F. WARNER	PAU'U	BERNARD	T. WARNER	NACUA	HANNEMANN	LAKE
SJU	KAUFUSI	TAUSINGA	TAELE	TAUTU	F. WARNER	LANGI	BERNARD	T. WARNER	NACUA	HANNEMANN	LAKE
UMASS	KAUFUSI	TAUSINGA	TAELE	TAUTU	F. WARNER	PAU'U	BERNARD	T. WARNER	NACUA	HANNEMANN	LAKE
UTAH ST	LANGI	TAUSINGA	TAELE	TAUTU	F. WARNER	PAU'U	BERNARD	T. WARNER	NACUA	HANNEMANN	LAKE
WYOMING	KAUFUSI	TAUSINGA	TAELE	TAUTU	F. WARNER	PAU'U	LANGI	T. WARNER	NACUA	HANNEMANN	LAKE

COMBINED RETURNING CAREER STARTS

OFFENSIVE LINE: **84**
WIDE RECEIVERS: **16**
QUARTERBACKS: **13**
TIGHT ENDS: **11**
RUNNING BACKS: **3**

LINEBACKERS: **51**
DEFENSIVE BACKS: **49**
DEFENSIVE LINE: **18**





RUSHING

NAME	GP	ATT	YDS	Y/A	LNG	TD
CANADA, Squally	13	74	315	4.3	21	2
HALL, KJ	4	35	184	5.3	2	2
MANGUM, Tanner	5	9	40	2.4	22	1
EL-BAKRI, Brayden	12	2	2	1.0	1	1

RETURNING %

ATTEMPTS: 22.6%

YARDS: 18.4%

TOUCHDOWNS: 21.4%

RECEIVING

NAME	GP	ATT	YDS	Y/A	LNG	TD
TRINNAMAN, Jonah	13	28	321	11.5	75	1
LAULU-PUTUTAU, Moroni	13	27	277	10.3	19	2
BALDERREE, Tanner	13	13	156	12.0	27	2
HIFO, Aleva	13	11	58	5.3	13	0
MARSHALL, Hunter	12	7	66	9.4	19	1

RETURNING %

RECEPTIONS: 43.3%

YARDS: 43.9%

TOUCHDOWNS: 40.0%

PASSING

NAME	GP	EFFIC	COMP	ATT	YDS	Y/A	PCT	LNG	INT	TD
MANGUM, Tanner	5	151.95	22	33	241	7.3	66.7	39	1	3

RETURNING %

ATTEMPTS: 8.0%

COMPLETIONS: 9.0%

YARDS: 9.4%

TOUCHDOWNS: 20.0%

DEFENSE

NAME	GP	SOLO	AST	TOT	TFL/YDS	SACK	YDS	INT	YDS	TD	FF	FR	FRYDS	QBH	PBU	BLK
WARNER, Fred	13	47	39	86	10.5/34	1.5	10	3	61	1	2	0	0	0	6	0
PAU'U, Butch	10	45	38	83	7.0/18	1.5	11	1	20	0	1	0	0	1	0	0
BERNARD, Francis	12	47	33	80	5.5/32	2.0	24	3	39	1	1	1	0	1	3	0
GHANWOLOKU, Dayan	13	33	15	48	2.0/5	0	0	3	113	1	1	1	0	1	4	0
KAUFUSI, Corbin	13	18	13	31	2.5/17	2.5	17	0	0	0	0	0	0	2	1	2

RETURNING %

SOLO TACKLES: 67.6%

ASSISTED TACKLES: 69.9%

TOTAL TACKLES: 68.5%

TACKLES FOR LOSS: 54.0%

SACKS: 39.7%

INTERCEPTIONS: 61.9%

PASS BREAKUPS: 81.0%

QB HURRIES: 61.5%

FUMBLE RECOVERIES: 70.0%

FORCED FUMBLES: 50.0%

BLOCKS: 75.0%

SCORING

NAME	TD	FG	PAT				PTS
			K	RSH	RCV	PA	
ALMOND, Rhett	-	17-21	39-40	-	-	-	90
HALL, KJ	2	-	-	-	-	-	12
CANADA, Squally	2	-	-	-	-	-	12
BALDERREE, Tanner	2	-	-	-	-	-	12
LAULU-PUTUTAU, M.	2	-	-	-	-	-	12

RETURNING %

POINTS: 47.4%

TOUCHDOWNS: 34.0%

FIELD GOALS: 85.0%

TOTAL RETURNING %

RUSHING YARDS: **18.4%**

PASSING YARDS: **9.4%**

RECEIVING YARDS: **43.9%**

TOTAL OFFENSE: **14.9%**

ALL-PURPOSE: **41.4%**

SCORING: **47.4%**

PR RETURN YARDS: **12.7%**

KR RETURN YARDS: **96.7%**

PUNTING YARDS: **100.0%**

TACKLES: **68.5%**

TACKLES FOR LOSS: **54.0%**

SACKS: **39.7%**

INTERCEPTIONS: **61.9%**



POST-SPRING DEPTH CHART

(does not include players that have not participated in a spring or fall camp)

OFFENSE

QB	12	Tanner Mangum	6-3	220	Jr.
	7	Beau Hoge	6-1	208	So.
	-or- 10	Koy Detmer Jr.	5-10	171	So.
RB	22	Squally Canada	5-11	205	Jr.
	-or- 5	Ula Tolutau	6-1	250	Fr.
	-or- 24	KJ Hall	5-9	180	So.
	-or- 4	Trey Dye	5-9	186	Jr.
	-or- 34	Riley Burt	6-1	205	So.
-or-	44	Kavika Fonua	6-0	215	Jr.
FB	35	Brayden El-Bakri	6-0	240	Jr.
	46	Creed Richardson	6-1	235	Jr.
	39	Kyle Griffiths	6-3	240	So.
WRX	3	Jonah Trinnaman	6-0	190	Sr.
	1	Akile Davis	6-2	200	So.
WRZ	21	Talon Shumway	6-3	215	So.
	13	Micah Simon	6-1	190	So.
SLOT	15	Aleva Hifo	5-10	188	So.
	83	Inoke Lotulelei	5-9	195	So.
TE	17	Moroni Laulu-Pututau	6-4	230	Jr.
	-or- 88	Tanner Balderree	6-3	250	Sr.
	89	Matt Bushman	6-5	230	Fr.
LT	59	Thomas Shoaf	6-5	275	So.
	65	JJ Nwigwe	6-5	278	Jr.
LG	76	Keyan Norman	6-3	305	Sr.
	58	Austin Chambers	6-4	310	Fr.
	57	LeRoy Sitake-Tanoai	6-4	320	So.
C	56	Tejan Koroma	6-0	290	Sr.
	76	Keyan Norman	6-3	305	Sr.
	58	Austin Chambers	6-4	310	Fr.
RG	78	Tuni Kanuch	6-3	320	Sr.
	77	Chandon Herring	6-7	285	Fr.
	72	Addison Pulsipher	6-5	280	So.
RT	71	Austin Hoyt	6-8	305	Jr.
	-or- 74	Kieffer Longson	6-7	321	Fr.

DEFENSE

E	90	Corbin Kaufusi	6-9	285	Jr.
	58	Uriah Leिताua	6-4	265	Fr.
N	54	Merrill Taliauli	6-2	305	Jr.
	-or- 50	Tevita Mo'unga	6-2	335	Jr.
	-or- 92	Handsome Tanielu	6-2	310	Sr.
T	94	Kesni Tausinga	6-1	300	Sr.
	99	Solomone Wolgramm	6-5	290	Jr.
	79	Earl Tuoti-Mariner	6-4	260	Fr.
OE	16	Sione Takitaki	6-2	245	Jr.
	-or- 52	Trajan Pili	6-2	245	So.
	46	Rhett Sandlin	6-3	245	Jr.
FLB	4	Fred Warner	6-4	230	Sr.
	51	Morgan Unga	6-5	220	Jr.
	23	Garrett England	6-4	210	Fr.
MLB	38	Butch Pau'u	6-0	235	Jr.
	42	Johnny Tapusoa	5-10	230	So.
	41	Adam Pulsipher	6-1	222	Jr.
WLB	13	Francis Bernard	6-1	240	Jr.
	53	Isaiah Kaufusi	6-2	210	Fr.
LC	5	Dayan Ghanwoloku	5-11	190	So.
	18	Michael Shelton	5-8	180	Jr.
	27	Austin McChesney	6-1	180	So.
FS	2	Matt Hadley	6-0	205	Sr.
	-or- 36	Zayne Anderson	6-2	203	Jr.
	6	Austin Lee	6-0	202	Jr.
SS	7	Micah Hannemann	6-0	190	Sr.
	25	Tanner Jacobson	5-10	185	Jr.
	10	Kamel Greene	5-11	185	Sr.
RC	11	Troy Warner	6-1	195	So.
	3	Isaiah Armstrong	6-2	195	Jr.
	-or- 32	Chris Wilcox	6-2	188	So.

SPECIALISTS

PK	26	Rhett Almond	6-4	203	Jr.
	83	Andrew Mikkelsen	6-0	200	Jr.
KO	16	Corey Edwards	6-0	210	Sr.
	83	Andrew Mikkelsen	6-0	200	Jr.
H	16	Gavin Fowler	6-0	195	Sr.
	7	Beau Hoge	6-1	208	So.
LS	64	Matt Foley	6-1	215	Jr.
	98	Mitch Harris	6-4	218	Jr.
P	31	Jonny Linehan	6-0	210	Sr.
	26	Rhett Almond	6-4	203	Jr.
RET	15	Aleva Hifo	5-10	188	So.
	-or- 7	Micah Hannemann	6-0	190	Sr.
	-or- 3	Jonah Trinnaman	6-0	190	Sr.
	-or- 6	Trey Dye	5-9	186	Jr.
	-or- 18	Michael Shelton	5-8	180	Jr.
-or-	30	Kavika Fonua	6-0	215	Jr.

OFFENSE

DEFENSE

RETURNING (21)

**starting exp in any year*

QUARTERBACKS (2)

Tanner Mangum*
Beau Hoge

RUNNING BACKS (5)

Squally Canada*
KJ Hall*
Riley Burt (2015)
Brayden El-Bakri*
Trey Dye (lettered at WR in 2015)

WIDE RECEIVERS (5)

Jonah Trinnaman*
Aleva Hifo*
Talon Shumway
Beau Tanner
Grant Jones (LB in 2016)

TIGHT ENDS (3)

Tanner Balderree*
Hunter Marshall*
Moroni Laulu-Pututau*
(WR in 2016)

OFFENSIVE LINEMEN (6)

Tuni Kanuch*
Keyan Norman*
Thomas Shoaf*
Jacob Jimenez
Austin Hoyt*
JJ Nwigwe

LOST (11)

QUARTERBACKS (1)

Taysom Hill*

RUNNING BACKS (2)

Jamaal Williams*
Algernon Brown*

WIDE RECEIVERS (4)

Nick Kurtz*
Mitchell Juergens*
Garrett Juergens
Colby Pearson*

TIGHT ENDS (0)

OFFENSIVE LINEMEN (4)

Parker Dawe*
Andrew Eide*
Kyle Johnson*
Ului Lapuah*

RETURNING (32)

**starting exp in any year*

DEFENSIVE LINEMEN (9)

Corbin Kaufusi*
Tevita Mo'unga
Trajan Pili
Rhett Sandlin
Sione Takitaki*
Merrill Taliauli*
Handsome Tanielu*
Kesni Tausinga*
Solomone Wolfgramm

LINEBACKERS (9)

Phillip Amone
Francis Bernard*
Kavika Fonua
Va'a Niumatalolo
Butch Pau'u*
Adam Pulsipher*
Johnny Tapusoa
Morgan Unga
Fred Warner*

CORNERBACKS (7)

Isaiah Armstrong
Dayan Ghanwoloku*
Austin McChesney
Michael Shelton* (started in 2015)
Cody Stewart
Troy Warner*
Chris Wilcox*

SAFETIES (7)

Zayne Anderson
Sam Baldwin
Kamel Greene
Matt Hadley*
Micah Hannemann*
Tanner Jacobson
Sawyer Powell

LOST (12)

DEFENSIVE LINEMEN (7)

Sae Tautu*
Travis Tuiloma*
Tomasi Laulile*
Logan Taele*
Harvey Langi*
Moses Kaumatule*
Lene Lesatele

LINEBACKERS (1)

Austin Heder*

CORNERBACKS (1)

Michael Davis*

SAFETIES (3)

Chris Badger
Kai Nacua*
Eric Takenaka*

TOTAL BREAKDOWN

TOTAL LETTERMEN RETURNING (R)/LOST (L): 58/24

OFFENSIVE LETTERMEN R/L: 21/11

DEFENSIVE LETTERMEN R/L: 32/12

SPECIALIST LETTERMEN R/L: 5/1

STARTERS R/L: 14/10

OFFENSIVE STARTERS R/L: 6/5

DEFENSIVE STARTERS R/L: 6/5

LETTERMEN W/ STARTING EXP R/L: 32/21

OFFENSIVE LETTERMEN W/ STARTING EXP R/L: 13/10

DEFENSIVE LETTERMEN W/ STARTING EXP R/L: 19/11^

^specialists counted among defensive players

SPECIALISTS

RETURNING (5)

Johnny Linehan (P)*
Rhett Almond (P)*
Matt Foley (LS)*
Corey Edwards (KO)*
Andrew Mikkelsen (PK)*

LOST (1)

Jake Oldroyd*



TANNER MANGUM 12

JUNIOR • QUARTERBACK • 6-3 • 220

EAGLE, IDAHO • EAGLE HS

- Named to 2017 Davey O'Brien Award Watch List
- Started and led BYU to victory in Poinsettia Bowl
- Played in 5 games backing up Taysom Hill
- Set BYU freshman records with 3,377 yards passing and 23 TDs in 2015

YEAR	GP	EFFIC	COMP	ATT	YDS	Y/A	PCT	LNG	INT	TD
2015	13	136.00	267	446	3377	7.6	59.9	84	10	23
2016	5	151.95	22	33	241	7.3	66.7	39	1	3
TOTALS	18	137.10	289	479	3618	7.6	60.3	84	11	26



JONAH TRINNAMAN 3

SENIOR • WIDE RECEIVER • 6-0 • 190

HIGHLAND, UTAH • SNOW COLLEGE

- 28 receptions for 321 yards in 2016
- Caught a 75-yard touchdown on first play vs. Toledo
- Recorded a reception in 10 games
- Multiple receptions in seven games

YEAR	GP	REC	YDS	Y/R	LNG	TD
2016	13	28	321	11.5	75	1
TOTALS	13	28	321	11.5	75	1



THOMAS SHOAF 59

SOPHOMORE • OFFENSIVE LINE • 6-5 • 275

COLUMBUS, INDIANA • COLUMBUS NORTH HS

- Named Freshman All-American by Football Writers Association of America
- Started nine games at right tackle in 2017
- Helped BYU average over 200 rushing yards per game

56 TEJAN KOROMA*SENIOR • OFFENSIVE LINE • 6-0 • 290**ALLEN, TEXAS • ALLEN HS*

- Named to 2017 Rimington and Outland Trophy Watch Lists
- Most experienced BYU offensive lineman with 38 career starts
- Pro Football Focus (PFF) graded as a top-four center in college football for 2016 season
- Freshman All-American 2014 (FWAA, Phil Steele, 247Sports, Sporting News and ESPN)
- Has started every game played in career

17 MORONI LAULU-PUTUTAU*JUNIOR • TIGHT END • 6-4 • 230**HYRUM, UTAH • MOUNTAIN CREST HS*

- Moved to tight end this year after two years at wide receiver
- Posted 27 receptions for 277 yards in 2016
- Played in all 13 games in 2016 with five starts
- Has seen action in 24 career games

YEAR	GP	REC	YDS	Y/R	LNG	TD
2015	11	6	112	18.7	54	1
2016	13	27	277	10.3	19	2
TOTALS	24	33	389	11.8	54	3

22 SQUALLY CANADA*JUNIOR • RUNNING BACK • 5-11 • 205**MILPITAS, CALIFORNIA • WASHINGTON STATE*

- Rushed 74 times for 315 yards and two touchdowns in 2016
- Played in all 13 games, starting two
- Averaged 4.3 yards per carry
- Season-best 21 attempts for 88 yards against Boise State

YEAR	GP	ATT	YDS	Y/A	LNG	TD	REC	YDS	Y/R	LNG	TD
2015	1	1	1	1.0	0	0	0	0	10	0	0
2016	13	74	315	4.3	21	2	3	7	2.3	5	0
TOTALS	14	75	316	4.2	21	2	3	7	2.3	5	0



FRED WARNER 4

SENIOR • LINEBACKER • 6-4 • 230
SAN MARCOS, CALIFORNIA • MISSION HILLS HS

- Named to 2017 watch lists for Bednarik and Butkus Awards, Wuerffel Trophy and is also an AFCA Good Works Team nominee
- Has played in 36 career games with 25 starts at outside linebacker
- Led BYU in total tackles in 2017 with 86

YEAR	GP	SOLO	AST	TOT	TFL/YDS	NO	YDS	INT	YDS	TD	FF	FR	FRYDS	QBH	PBU	BLK
2014	10	17	7	24	1/7	0.0	0	1	20	1	0	0	0	0	1	0
2015	13	46	21	67	11.5/40	4.0	20	2	27	0	0	4	7	1	0	0
2016	13	47	39	86	10.5/34	1.5	10	3	61	1	2	0	0	0	6	0
TOTALS	36	110	67	177	23/81	5.5	30	6	108	2	2	4	7	1	8	0



BUTCH PAU'U 38

JUNIOR • LINEBACKER • 6-0 • 235
ANAHEIM, CALIFORNIA • SERVITE HS

- Has played in 18 games, starting eight last season at middle linebacker
- Second on the team with 83 tackles
- Tied a BYU record with 19 tackles against UCLA
- Known as BYU's hardest hitter

YEAR	GP	SOLO	AST	TOT	TFL/YDS	NO	YDS	INT	YDS	TD	FF	FR	FRYDS	QBH	PBU	BLK
2012	0	0	0	0	0	0.0	0	0	0	0	0	0	0	0	0	0
2015	8	5	3	8	0	0.0	0	0	0	0	0	0	0	0	0	0
2016	10	45	38	83	7/18	1.5	11	1	20	0	1	0	0	1	1	0
TOTALS	18	50	41	91	7/18	1.5	11	1	20	0	1	0	0	1	1	0



CORBIN KAUFUSI 90

JUNIOR • DEFENSIVE LINE • 6-9 • 285
PROVO, UT • TIMPVIEV HS

- Played in all 13 games in 2016, starting five
- Posted 31 tackles, 2.5 sacks, two blocked kicks and one pass breakup
- Season-best six tackles against Wyoming in Poinsettia Bowl

YEAR	GP	SOLO	AST	TOT	TFL/YDS	NO	YDS	INT	YDS	TD	FF	FR	FRYDS	QBH	PBU	BLK
2016	13	18	13	31	2.5/17	2.5	17	0	0	0	0	0	0	2	1	2
TOTALS	13	18	13	31	2.5/17	2.5	17	0	0	0	0	0	0	2	1	2

7 MICAH HANNEMANN

SENIOR • DEFENSIVE BACK • 6-0 • 190
ALPINE, UT • LONE PEAK HS



- Played in 33 games, starting 12 at safety in 2016 and 13 at corner during the 2015 season
- Posted an interception against Mississippi State
- Had 28 total tackles, including 16 solo stops in 2016

YEAR	GP	SOLO	AST	TOT	TFL/YDS	NO	YDS	INT	YDS	TD	FF	FR	FRYDS	QBH	PBU	BLK
2012	8	1	0	1	0	0.0	0	0	0	0	0	0	0	0	2	0
2015	13	32	14	46	1.5/8	1.0	8	2	29	0	0	0	0	0	3	0
2016	12	16	12	28	0	0.0	0	1	0	0	0	0	0	0	5	0
TOTALS	33	49	26	75	1.5/8	1.0	8	3	29	0	0	0	0	0	12	0

31 JONNY LINEHAN

SENIOR • PUNTER • 6-0 • 210
AUCKLAND, NEW ZEALAND • TAKAPUNA GRAMMAR



- A 2017 Ray Guy Award watch list honoree
- Averaged 42.5 yards per punt with 30 dropped inside the 20
- Helped BYU punt team rank No. 6 in average opponent punt return (2.53 yards)
- Named to the 2016 Wuerffel Trophy Watch List (community, academics, athletics)

YEAR	GP	PUNT	YDS	AVG	LNG	IN20	50+	FC	TB	BLK
2015	12	62	2649	42.7	77	20	10	19	3	1
2016	13	57	2420	42.5	62	30	10	14	5	0
TOTALS	25	119	5069	42.6	77	50	20	33	8	1

26 RHETT ALMOND

JUNIOR • KICKER • 6-4 • 203
VALENCIA, CA • HART HS



- Made 17 of 21 field goals – No. 4 at BYU in single-season FG percentage with 80.95 percent
- Kicked 19-yard game-winner vs. Toledo in 55-53 win
- Went 39 of 40 on PATs

YEAR	GP	0-19	20-29	30-39	40-49	50+	FGM	FGA	PCT	LNG	BLK	XPM	XPA	PCT	PTS
2015	9	0-0	0-0	0-0	0-0	0-0	0	0	N/A	0	0	0	0	N/A	0
2016	13	2-2	8-9	7-7	0-3	0-0	17	21	81.0	37	1	39	40	97.5	90
TOTALS	22	2-2	8-9	7-7	0-3	0-0	17	21	81.0	37	1	39	40	97.5	9



ALPHABETICAL ROSTER

NO.	PLAYER	POS.	HT.	WT.	YR.	HOMETOWN/LAST SCHOOL
19	Ah You, Chaz	DB	6-2	205	Fr.	Eagle Mountain, UT / Westlake HS/Timpview HS
26	Almond, Rhett	P/K	6-4	203	R-Jr.	Valencia, CA / Hart HS
39	Amone, Phillip	LB	6-0	235	R-Jr.	Orlando, FL / Dr. Phillips HS
23	Anderson, Zayne	DB	6-2	200	Jr.	Stansbury Park, UT / Stansbury HS
3	Armstrong, Isaiah	DB	6-2	195	Jr.	Redlands, CA / Riverside City College
88	Balderree, Tanner	TE	6-3	250	Sr.	Sherwood, OR / Sherwood HS
45	Baldwin, Sam	DB	6-3	195	R-So.	Rexburg, ID / Madison HS
13	Bernard, Francis	LB	6-1	240	Jr.	Herriman, UT / Herriman HS
27	Bolli, Chayce	WR	6-0	190	Fr.	Cave Creek, AZ / Boerne Champion HS
82	Buchanan, Tariq	WR	6-0	185	Fr.	Elgin, TX / Elgin HS
34	Burt, Riley	RB	6-1	205	R-So.	Mantua, UT / Box Elder HS
89	Bushman, Matt	TE	6-5	230	Fr.	Tucson, AZ / Sabino HS
22	Canada, Squally	RB	5-11	205	R-Jr.	Milpitas, CA / Washington State
58	Chambers, Austin	OL	6-5	311	R-Fr.	Shawnee Mission, KS / Shawnee Mission West HS
67	Christensen, Brady	OL	6-6	270	Fr.	Bountiful, UT / Bountiful HS
11	Critchlow, Joe	QB	6-4	200	Fr.	Franklin, TN / Franklin HS
1	Davis, Akile	WR	6-2	200	R-So.	DeSoto, TX / DeSoto HS
10	Detmer Jr., Koy	QB	5-10	175	R-So.	Somerset, TX / Somerset HS
26	Dortch, Caden	DB	6-0	190	R-So.	Saratoga Springs, UT / Westlake HS
4	Dye, Trey	RB	5-9	184	Jr.	Abilene, TX / Cooper HS
30	Edwards, Corey	K	6-0	210	Sr.	Hurricane, UT / Hurricane HS
35	El-Bakri, Brayden	RB	6-0	240	R-Jr.	Salt Lake City, UT / Brighton HS
30	Ellis, Keenan	DB	6-0	175	Fr.	Chula Vista, CA / Bonita Vista HS
66	Empey, James	OL	6-4	275	Fr.	American Fork, UT / American Fork HS
47	England, Garrett	LB	6-4	210	Fr.	Salt Lake City, UT / Skyline HS
55	Fauatea, Lorenzo	DL	6-4	295	Fr.	West Valley, Utah / Hunter HS
60	Finau, Mango	OL	6-4	355	Fr.	Kinei, HI / Baldwin HS
31	Folau, Christian	LB	6-1	250	Fr.	Salt Lake City, UT / East HS
64	Foley, Matt	LS	6-1	220	Jr.	Temecula, CA / Temecula Valley HS
44	Fonua, Kavika	RB	6-0	215	R-Jr.	Syracuse, UT / Syracuse HS
16	Fowler, Gavin	DB	6-0	195	R-Sr.	Kaysville, UT / Davis HS
93	Fuiava, Kainoa	DL	6-4	295	R-Fr.	Downey, CA / Warren HS
43	Gautavai, Rylee	LB	6-1	225	R-So.	Bountiful, UT / Bountiful HS
5	Ghanwoloku, Dayan DB	5-11	195	R-So.	Layton, UT / Northridge HS	
10	Greene, Kamel	DB	5-11	185	R-Sr.	Mountain View, CA / Washington State
12	Greene, Trevion	DB	6-3	195	So.	East Palo Alto, CA / Chabot College
43	Griffitts, Kyle	RB	6-3	240	So.	Windermere, FL / West Orange HS
33	Gunter, D'Angelo	DB	6-1	175	Fr.	San Diego, CA / Del Norte HS
2	Hadley, Matthew	DB	6-0	205	Sr.	Connell, WA / Connell HS
24	Hall, KJ	RB	5-9	175	R-So.	Spanish Fork, UT / Maple Mountain HS
7	Hannemann, Micah	DB	6-1	190	Sr.	Alpine, UT / Lone Peak HS
86	Hanshaw, Bentley	TE	6-5	225	Fr.	Moorpark, CA / Moorpark HS
98	Harris, Mitch	LS	6-4	220	Jr.	Gilbert, AZ / Perry HS
77	Herring, Chandon	OL	6-7	285	R-Fr.	Gilbert, AZ / Perry HS
15	Hifo, Aleva	WR	5-10	187	So.	Menifee, CA / Heritage HS
17	Hifo, Marvin	DB	5-10	195	Sr.	Menifee, CA /Mt. San Jacinto College
7	Hoge, Beau	QB	6-1	210	R-So.	Fort Thomas, KY / Highlands HS
69	Hoge, Tristen	OL	6-5	305	R-So.	Pocatello, Idaho / Notre Dame
71	Hoyt, Austin	OL	6-8	305	R-Jr.	lone, CA / Argonaut HS
25	Jacobson, Tanner	DB	5-10	185	Jr.	Southlake, TX / Texas Tech
70	Jimenez, Jacob	OL	6-5	290	Jr.	Pflugerville, TX / Pflugerville HS
37	Jones, Grant	WR	6-6	205	R-Sr.	Concord, CA / Ygnacio Valley High School
2	Kafentzis, Austin	QB	6-1	195	R-So.	Sandy, UT / Arizona Western College
78	Kanuch, Tuni	OL	6-3	320	R-Sr.	South Jordan, UT / Bingham HS
90	Kaufusi, Corbin	DL	6-9	285	R-Jr.	Provo, UT / Timpview
53	Kaufusi, Isaiah	LB	6-2	210	R-Fr.	Cottonwood Heights, UT / Brighton HS
56	Koroma, Tejan	OL	6-0	290	Sr.	Allen, TX / Allen HS
25	Krueger, Taggart	WR	6-3	190	Jr.	Sammamish, WA / Skyline HS
60	Langi, Motekiai	DL	6-7	410	Fr.	Matangiake, Tonga / Tonga HS
98	Latu, Hirkley	LB	6-3	230	Fr.	Kahuku, HI / Kahuku HS
17	Laulu-Pututau, Moroni	TE	6-4	232	Jr.	Hyrum, UT / Mountain Crest HS
11	Lee, Austin	DB	6-0	202	R-So.	Sandy, UT / Utah/SLCC

NO.	PLAYER	POS.	HT.	WT.	YR.	HOMETOWN/LAST SCHOOL
22	Lee, Hiva	DB	5-10	190	Sr.	Ellensburg, WA / Ellensburg HS
58	Leiataua, Uriah	DL	6-4	265	Fr.	Compton, CA / Dominguez HS
31	Linehan, Jonny	P	6-0	205	R-Sr.	Auckland, New Zealand / Takapuna Grammar
91	Lolohea, AJ	DL	6-3	240	Fr.	Salt Lake City, UT / West HS
74	Longson, Kieffer	OL	6-7	321	R-Fr.	San Ramon, CA / Dougherty Valley HS
83	Lotulelei, Inoke	WR	5-9	180	So.	Midvale, UT / Cottonwood HS
12	Mangum, Tanner	QB	6-3	220	Jr.	Eagle, ID / Eagle HS
87	Marshall, Hunter	TE	6-3	230	R-Jr.	Acworth, GA / Snow College
27	McChesney, Austin	DB	6-1	180	So.	Highland, UT / Lone Peak HS
83	Mikkelsen, Andrew	K	6-0	200	Jr.	Canby, OR / Oregon State
50	Mo'unga, Tevita	DL	6-3	335	Jr.	Murrieta, CA / Vista Murrieta HS
35	Niumatalolo, Va'a	LB	6-2	235	R-Sr.	Annapolis, MD / Broadneck HS
76	Norman, Keyan	OL	6-3	305	Sr.	Highland, UT / Southern Utah
65	Nwigwe, JJ	OL	6-5	275	Jr.	Rockwall, TX / Rockwall-Heath HS
84	Pau'u, Neil	WR	6-4	205	Fr.	Anaheim, CA / Servite HS
38	Pau'u, Butch	LB	6-0	230	R-Jr.	Anaheim, CA / Servite HS
52	Pili, Trajan	DL	6-2	245	R-So.	Las Vegas, NV / Centennial HS
28	Powell, Sawyer	DB	6-1	202	R-Sr.	West Richland, WA / Richland HS
41	Pulsipher, Adam	LB	6-1	220	R-Jr.	Temecula, CA / Temecula Valley HS
72	Pulsipher, Addison	OL	6-5	280	R-So.	Temecula, CA / Temecula Valley HS
36	Richardson, Creed	RB	6-1	235	R-Jr.	Provo, UT / Timpview HS
97	Saleapaga, Keanu	DL	6-6	290	Fr.	Lakewood, California / La Mirada HS
46	Sandlin, Rhett	DL	6-3	245	R-Jr.	Draper, UT / Alta HS
95	Savage, Cody	DL	6-6	265	Jr.	Lovell, WY / Lovell HS
34	Sedgwick, Will	LB	6-2	230	Fr.	Laguna Hills, CA / Laguna Hills HS
18	Shelton, Michael	DB	5-8	180	R-Jr.	Raleigh, NC / Wakefield HS
59	Shoaf, Thomas	OL	6-5	275	R-So.	Columbus, IN / Columbus HS
20	Shumway, Rickey	WR	6-2	200	So.	Provo, UT / Timpview HS
21	Shumway, Talon	WR	6-3	205	R-So.	South Jordan, UT / Lone Peak HS
13	Simon, Micah	WR	6-1	190	R-So.	Dallas, TX / Bishop Dunne HS
57	Sitake-Tanoai, Leroy	OL	6-4	320	R-So.	Sherman Oaks, CA / Notre Dame HS
29	Stewart, Cody	DB	6-3	185	R-Sr.	Mesa, AZ / Mountain View HS
16	Takitaki, Sione	DL	6-2	245	R-Jr.	Fontana, CA / Heritage HS
54	Taliauli, Merrill	DL	6-2	305	Jr.	Salt Lake City, UT / East HS
92	Tanielu, Handsome	DL	6-2	315	Sr.	Waianae, HI / Snow College
33	Tanner, Beau	WR	6-0	185	Jr.	Gilbert, AZ / Scottsdale CC
42	Tapusoa, Johnny	LB	5-10	230	So.	Laie, HI / Kahuku HS
94	Tausinga, Kesni	DL	6-1	300	Sr.	South Jordan, UT / Bingham HS
75	Tei-Kirby, Wayne	DL	6-3	305	So.	Pocatello, Idaho / Oregon
59	Tofa, Alden	DL	6-4	267	Fr.	West Jordan, UT / West Jordan HS
5	Tolutau, Ula	RB	6-1	255	Fr.	Salt Lake City, UT / East HS
3	Trinnaman, Jonah	WR	6-0	190	Sr.	Highland, UT / Snow College
51	Tuatagaloa, Brigham	LS	6-1	225	Fr.	South Jordan, UT / Bingham HS
49	Tuifua, Langi	DL	6-3	220	Fr.	South Jordan, UT / Bingham HS
79	Tuioti-Mariner, Earl	DL	6-4	260	Fr.	Topeka, KS / Washburn HS
87	Tukuafu, Joe	TE	6-4	280	Fr.	Salt Lake City, UT / East HS
51	Unga, Morgan	LB	6-5	220	R-Jr.	Ogden, UT / Bonneville HS
50	Vaka, Taipe	OL	6-5	275	Jr.	Oakland, CA / Diablo Valley College
4	Warner, Fred	LB	6-4	230	Sr.	San Marcos, CA / Mission Hills HS
1	Warner, Troy	DB	6-1	195	So.	San Marcos, CA / Mission Hills HS
32	Wilcox, Chris	DB	6-2	185	So.	Fontana, CA / Eleanor Roosevelt HS
13	Wilstead, Kody	QB	6-6	223	Fr.	St. George, UT / Pine View HS
99	Wolfgramm, Solomon	DL	6-5	285	R-Jr.	Menlo Park, CA / BYU-Hawaii



2017 NUMERICAL ROSTER

#	NAME	POS.	YR	#	NAME	POS.	YR
1	Davis, Akile	WR	R-So.	50	Mo'unga, Tevita	DL	Jr.
1	Warner, Troy	DB	So.	50	Vaka, Taipe	OL	Jr.
2	Hadley, Matthew	DB	Sr.	51	Tuatagaloa, Bringham	LS	Fr.
2	Kafentzis, Austin	QB	R-So.	51	Unga, Morgan	LB	R-Jr.
3	Armstrong, Isaiah	DB	Jr.	52	Pili, Trajan	DL	R-So.
3	Trinnaman, Jonah	WR	Sr.	53	Kaufusi, Isaiah	LB	R-Fr.
4	Dye, Trey	RB	Jr.	54	Taliauli, Merrill	DL	Jr.
4	Warner, Fred	LB	Sr.	55	Fauatea, Lorenzo	DL	Fr.
5	Ghanwoloku, Dayan	DB	R-So.	56	Koroma, Tejan	OL	Sr.
5	Tolutau, Ula	RB	Fr.	57	Sitake-Tanoai, Leroy	OL	R-So.
7	Hannemann, Micah	DB	Sr.	58	Chambers, Austin	OL	R-Fr.
7	Hoge, Beau	QB	R-So.	58	Leiatua, Uriah	DL	Fr.
10	Detmer Jr., Koy	QB	R-So.	59	Shoaf, Thomas	OL	R-So.
10	Greene, Kamel	DB	R-Sr.	59	Tofa, Alden	DL	Fr.
11	Critchlow, Joe	QB	Fr.	60	Finau, Mango	OL	Fr.
11	Lee, Austin	DB	R-So.	60	Langi, Motekiai	DL	Fr.
12	Greene, Trevion	DB	So.	64	Foley, Matt	LS	Jr.
12	Mangum, Tanner	QB	Jr.	65	Nwigwe, JJ	OL	Jr.
13	Bernard, Francis	LB	Jr.	66	Empey, James	OL	Fr.
13	Simon, Micah	WR	R-So.	67	Christensen, Brady	OL	Fr.
13	Wilstead, Kody	QB	Fr.	69	Hoge, Tristen	OL	R-So.
15	Hifo, Alefa	WR	So.	70	Jimenez, Jacob	OL	Jr.
16	Fowler, Gavin	DB	R-Sr.	71	Hoyt, Austin	OL	R-Jr.
16	Takitaki, Sione	DL	R-Jr.	72	Pulsipher, Addison	OL	R-So.
17	Hifo, Marvin	DB	Sr.	74	Longson, Kieffer	OL	R-Fr.
17	Laulu-Pututau, Moroni	TE	Jr.	75	Tei-Kirby, Wayne	DL	So.
18	Shelton, Michael	DB	R-Jr.	76	Norman, Keyan	OL	Sr.
19	Ah You, Chaz	DB	Fr.	77	Herring, Chandon	OL	R-Fr.
20	Shumway, Rickey	WR	So.	78	Kanuch, Tuni	OL	R-Sr.
21	Shumway, Talon	WR	R-So.	79	Tuioti-Mariner, Earl	DL	Fr.
22	Canada, Squally	RB	R-Jr.	82	Buchanan, Tariq	WR	Fr.
22	Lee, Hiva	DB	Jr.	83	Lotulelei, Inoke	WR	So.
23	Anderson, Zayne	DB	Jr.	83	Mikkelsen, Andrew	K	Jr.
24	Hall, KJ	RB	R-So.	84	Pau'u, Neil	WR	Fr.
25	Jacobson, Tanner	DB	Jr.	86	Hanshaw, Bentley	TE	Fr.
25	Krueger, Taggart	WR	Jr.	87	Marshall, Hunter	TE	R-Jr.
26	Almond, Rhett	P/K	R-Jr.	87	Tukuafu, Joe	TE	Fr.
26	Dortch, Caden	DB	R-So.	88	Balderree, Tanner	TE	Sr.
27	Bolli, Chayce	WR	Fr.	89	Bushman, Matt	TE	Fr.
27	McChesney, Austin	DB	So.	90	Kaufusi, Corbin	DL	R-Jr.
28	Powell, Sawyer	DB	R-Sr.	91	Lolohea, AJ	DL	Fr.
29	Stewart, Cody	DB	R-Sr.	92	Tanielu, Handsome	DL	Sr.
30	Edwards, Corey	K	Sr.	93	Fuiava, Kainoa	DL	R-Fr.
30	Ellis, Keenan	DB	Fr.	94	Tausinga, Kesni	DL	Sr.
31	Folau, Christian	LB	Fr.	95	Savage, Cody	DL	Jr.
31	Linehan, Jonny	P	R-Sr.	97	Saleapaga, Keanu	DL	Fr.
32	Wilcox, Chris	DB	So.	98	Harris, Mitch	LS	Jr.
33	Gunter, D'Angelo	DB	Fr.	98	Latu, Hirikley	LB	Fr.
33	Tanner, Beau	WR	Jr.	99	Wolfgramm, Solomone	DL	R-Jr.
34	Burt, Riley	RB	R-So.				
34	Sedgwick, Will	LB	Fr.				
35	El-Bakri, Brayden	RB	R-Jr.				
35	Niumatalolo, Va'a	LB	R-Sr.				
36	Richardson, Creed	RB	R-Jr.				
37	Jones, Grant	WR	R-Sr.				
38	Pau'u, Butch	LB	R-Jr.				
39	Amone, Phillip	LB	R-Jr.				
41	Pulsipher, Adam	LB	R-Jr.				
42	Tapusoa, Johnny	LB	So.				
43	Gautavai, Rylee	LB	R-So.				
43	Griffitts, Kyle	RB	So.				
44	Fonua, Kavika	RB	R-Jr.				
45	Baldwin, Sam	DB	R-So.				
46	Sandlin, Rhett	DL	R-Jr.				
47	England, Garrett	LB	Fr.				
49	Tuifua, Langi	DL	Fr.				

PRONUNCIATION GUIDE

Phillip Amone	ah-MO-nay
Tanner Balderree	BALD-ah-ree
Tariq Buchanan	Tare-ick
Squally Canada	squall-ee
Akile Davis	ah-KEE-lay
Trey Dye	tray die
Brayden El-Bakri	el-BACK-ree
Lorenzo Fauatea	Fow-uh-tay-uh
Mango Finau	Fee-now
Kavika Fonua	ka-VEE-kah fo-NOO-ah
Kainoa Fuiava	Ky-No-ah Foo-ee-Ah-vah
Rylee Gautavai	nah-too-vai
Dayan Ghanwoloku	Dyan (Like Ryan)
	GAH-WOH-lo-koo
(Wearing Liberian family name on jersey this year, last year had last name, "Lake")	
D'Angelo Gunter	Dee-Angelo
Kamel Greene	kah-mel
Micah Hannemann	HANN-uh-mann
Alefa Hifo	Uh-leh-vuh Hee-fo
Hoge	hawj
Jacob Jimenez	him-en-ez
Austin Kafentzis	Kah-Fents-iss
Tuni Kanuch	Too-nee ka-nooch
Motekiai Langi	Mo-teh-kee-ah-ee
	(Mo for short)
	Long-ee
Moroni	
Laulu-Pututau	more-OH-nigh La-OO-loo
	Poo-too-tau
Hiva Lee	hee-vah lee
Uriah Leiatua	Ur-eye-uh
	Lay-ah-Ta-OO-ah
Lene Lesatele	len-ay less-uh-tell-ay
Jonny Linehan	lin-uh-hann
AJ Lolohea	Lo-lo-Hay-uh
Inoke Lotulelei	in-oh-keh lo-too-leh-lay
David Lui	Loo-ee
Tanner Mangum	Maingum
Tevita Mo'unga	teh-vee-tah
	mo-oong-gah
Sia'anga Moala	See-uh-awn-ga Mo-all-uh
Va'a Niumatalolo	vah-ah
	nee-oo-mah-tah-lo-lo
JJ Nwigwe	no-wig-way
Pau'u	pauw-oo
Trajan Pili	Tray-jun Pee-lee
Merill Taliauli	tall-ee-Ah-oo-lee
Leroy Sitake-Tanoai	See-tah-kay Tah-no-eye
Sione Takitaki	See-oh-nay Tock-ee-
	Tock-ee
Handsome Tanielu	Tawn-ee-A-loo
Johnny Tapusoa	Tap-oo-So-ah
Kesni Tausinga	kez-nee tau-Sing-ah
Wayne Tei-Kirby	Tay-Kirby
Alden Tofa	All-den TOH-fa
Ula Tolutau	Oo-luh Toll-oo-Ta-oo
Khyiris Tonga	Ky-riss Tonga
Langi Tuifua	Too-ee-foo-uh
Earl Tuioti-Mariner	Too-ee-oh-tee Mare-in-er
Joe Tukuafu	Too-koo-Ah-foo
Morgan Unga	Oong-gah
Taipe Vaka	Tie-pay Vock-uh
Solomone Wolfgramm	Solo-mo-nay Wolf-gram

**Please visit with BYU's media relations staff for the most up-to-date and correct pronunciation

2017 RECRUITING CLASS



<i>NAME</i>	<i>POS.</i>	<i>HT.</i>	<i>WT.</i>	<i>HOMETOWN</i>	<i>LAST SCHOOL</i>
Chaz Ah You	DB	6-2	200	Eagle Mountain, Utah	Westlake/Timpview HS
Tanner Baker	DL	6-5	230	Acworth, Georgia	Allatoona HS
Tyler Batty**	DL	6-5	235	Payson, Utah	Payson HS
Tariq Buchanan	WR/DB	6-1	175	Elgin, Texas	Elgin HS
Ben Bywater**	LB	6-3	210	Salt Lake City, Utah	Olympus HS
Joe Critchlow	QB	6-4	210	Franklin, Tennessee	Franklin HS
Keenan Ellis	DB/WR	6-1	170	Chula Vista, California	Bonita Vista HS
Mason Fakahua**	QB	6-3	210	Cedar City, Utah	Cedar City HS
Lorenzo Fauatea	DL	6-4	260	West Valley, Utah	Hunter HS
Seleti Fevaleaki**	DL	6-3	290	Corona, California	Centennial HS
Paula "Mango" Finau	OL	6-5	350	Wailuku, Hawaii	Baldwin HS
D'Angelo Gunter	DB	6-1	180	San Diego, California	Del Norte HS
Trevion Greene	DB	6-4	190	Hayward, California	Chabot College
Donovan Hanna**	TE	6-5	230	Queen Creek, Arizona	American Leadership Academy
Ammon Hannemann**	DB	6-2	190	Highland, Utah	Lone Peak HS
Bentley Hanshaw	TE	6-5	220	Moorpark, California	Moorpark HS
Tongi Langi**	DB	6-1	180	South Jordan, Utah	Bingham HS
Preston Lewis**	LB	6-2	225	Alpine, Utah	Lone Peak HS
Jackson McChesney**	RB	6-0	187	Highland, Utah	Lone Peak HS
Ryan Rehkow**	P/K	6-5	205	Veradale, Washington	Central Valley HS
Isaac Rex**	TE	6-5	235	San Clemente, California	San Clemente HS
Alden Tofa	DL	6-4	260	West Jordan, Utah	West Jordan HS
Khyiris Tonga	DL	6-4	320	West Valley, Utah	Granger HS
Langi Tuifua	DL	6-3	230	South Jordan, Utah	Bingham HS
Seth Willis**	OL	6-6	325	Sandy Hook, Connecticut	Newtown HS

**expected to serve LDS mission prior to enrollment

MIDYEAR ADDITIONS (*participated in spring football)

Austin Lee*	DB	6-0	202	Sandy, Utah	Utah/SLCC
AJ Lolohea*	DL	6-3	240	Salt Lake City, Utah	West HS
Wayne Tei-Kirby	DL	6-3	305	Pocatello, Idaho	Oregon
Ula Tolutau*	RB	6-1	250	Salt Lake City, Utah	East HS
Joe Tukuafu*	TE	6-4	280	Salt Lake City, Utah	East HS
Taipe (John) Vaka	OL	6-5	275	Oakland, California	Diablo Valley College

RETURNED MISSIONARIES (MIDYEAR)

Matt Bushman*	TE	6-5	230	Tucson, Arizona	Sabino HS
Garrett England*	DB	6-4	210	Salt Lake City, Utah	Skyline HS
Earl Tuioti-Mariner*	DL	6-4	260	Topeka, Kansas	Washburn Rural HS
Kody Wilstead*	QB	6-6	220	St. George, Utah	Pine View HS

RETURNED MISSIONARIES (FALL)

Brady Christensen	OL	6-6	250	Bountiful, Utah	Bountiful HS
Motekiai Langi	DL	6-7	410	Liahona, Tonga	Tonga HS
David Lui	DL	6-4	255	Pittsburgh, California	Pittsburgh HS
Will Sedgwick	LB	6-2	235	Laguna Hills, California	Laguna Hills HS

OTHER ADDITIONS

Chayce Bolli	WR	6-0	190	Boerne, Texas	Champion HS
James Empey	OL	6-4	270	American Fork, Utah	American Fork HS
Nate Heaps	TE	6-4	245	American Fork, Utah	American Fork HS
Tristen Hoge	OL	6-4	310	Pocatello, Idaho	Notre Dame



2017 BYU FOOTBALL - RETURNING PLAYERS

26 RHETT ALMOND

JR • P/K • 6-4 • 203 • VALENCIA, CA • HART HS



PERSONAL/BEFORE BYU

- Second of six children
- Also played volleyball in high school
- Served LDS mission to Long Beach, CA

2016 (SOPHOMORE)

- No. 4 at BYU in single-season FG percentage
- Made his first career field goal against Arizona
- Kicked 19-yard game-winner vs. Toledo in 55-53 win
- Made six consecutive field goals over a three-game span (West Virginia, Toledo, Michigan State)
- Career-best 37-yard field goal at Boise State
- Three field goals against both SUU and UMass

2015 (FRESHMAN)

- Saw action in 9 games as a holder and punter
- Had one punt for 48 yards against No. 10 UCLA



YEAR	GP	FGM	FGA	PCT	LNG	XPM	XPA	PCT	PTS
2015	9	0	0	N/A	0	0	0	N/A	0
2016	13	17	21	81.0	37	39	40	97.5	90
TOTALS	22	17	21	81.0	37	39	40	97.5	9

22 PHILLIP AMONE

JR • LB • 6-0 • 230 • ORLANDO, FL • DR. PHILLIPS HS



PERSONAL/BEFORE BYU

- Has seven brothers and sisters
- LDS mission to Orsorono, Chile
- Led HS to 45-4 record in his career
- 2011 All-Metro West Conference
- Team captain and defensive MVP

2016 (SOPHOMORE)

- Played in four games
- Totaled eight tackles, including four solo stops

2015 (FRESHMAN)

- Played in two games
- Recorded tackles against UCLA and Michigan

2014 (REDSHIRT)

- Member of the scout team

23 ZAYNE ANDERSON

JR • DB • 6-2 • 203 • STANSBURY PARK • STANSBURY PARK HS



PERSONAL/BEFORE BYU

- Parents are Robert and Angie
- SLTrib and DesNews All-State Second Team
- Totaled 147 tackles, six interceptions and also rushed 59 times for 442 yards and nine touchdowns

2016 (SOPHOMORE)

- Played in all 13 games
- Posted 11 tackles, including six solo, mostly on special teams cover units
- First career fumble recovery at Boise State

2015 (FRESHMAN)

- Played in eight games
- Recorded three tackles



YEAR	GP	SOLO	AST	TOT	TFL	SACK	YDS	INT	YDS	TD	FF	FR	YDS	QBH	PBU
2015	8	3	0	3	0/0	0.0	0	0	0	0	0	0	0	0	0
2016	13	6	5	11	0	0	0	0	0	0	0	1	0	0	0
TOTALS	36	110	67	177	23/81	5.5	30	6	108	2	2	4	7	1	8

3 ISAIAH ARMSTRONG

JR • DB • 6-2 • 195 • REDLANDS, CA • RIVERSIDE CITY



PERSONAL/BEFORE BYU

- Parents are Robert Armstrong and Naomi Rodriguez-Cornelius
- Has two brothers and one sister
- His brother Josh played at Sacramento State
- Appeared in eight games at Riverside City
- Had 19 tackles, five PBU, one fumble recovery and three picks

2016 (SOPHOMORE)

- Played in six games
- Interception against UMass
- One tackle against West Virginia

88 TANNER BALDERREE

SR • TE • 6-3 • 250 • SHERWOOD, OR • SHERWOOD HS



PERSONAL/BEFORE BYU

- Parents are Ted and Pam
- Majoring in exercise science
- Also played lacross in high school
- LDS mission to Leeds, England
- Won state title as a senior in HS

2016 (JUNIOR)

- Played in all 13 games, starting eight
- Posted 13 receptions for 156 yards and 2 TD
- Game-winning TD in double OT vs. Mississippi St.

2015 (SOPHOMORE)

- Played in 10 games after switching from defense
- Also spent time at fullback

2014 (FRESHMAN)

- Played against Savannah State
- Posted two tackles, 0.5 TFL and recovered a fumble



YEAR	GP	REC	YDS	Y/R	LNG	TD
2014	1	0	0	0	0	0
2015	10	0	0	0	0	0
2016	13	13	156	12.0	27	2
TOTALS	24	13	156	12.0	27	2

45 SAM BALDWIN

SO • DB • 6-3 • 196 • REXBURG, ID • MADISON HS



PERSONAL/BEFORE BYU

- Parents are Cole and Vanessa
- LDS mission to Kobe, Japan
- Earned Eagle Scout award
- Helped Madison HS to 5A state title in 2012
- All-area and all-district honoree
- Also named all-state in track

2016 (FRESHMAN)

- Played in the first five games on special teams
- Posted three tackles on the year, including two against West Virginia

2013 (REDSHIRT)

- A member of the scout team



TE TANNER BALDERREE

13 FRANCIS BERNARD

JR • LB • 6-1 • 240 • HERRIMAN, UT • HERRIMAN HS



PERSONAL/BEFORE BYU

- Parents are James and Mae
- LDS mission to Atlanta, Georgia
- Region 7 First Team and all-state honorable mention
- DesNews 4A All-State First Team
- Ran for 1,547 yards, 22 touchdowns as a junior in HS



2016 (SOPHOMORE)

- Started 12 games at linebacker after switching from running back in 2015
- Third on the team with 80 total tackles
- Three interceptions tied for No. 2 on the team
- Posted a pick-six against UMass
- Had 16 tackles against Mississippi State

2015 (FRESHMAN)

- 334 yards on 52 carries with seven touchdowns
- Also had 17 receptions for 156 yards and two TD
- Most TDs by a freshman since Jamaal Williams posted 12 in 2012

YEAR	GP	SOLO	AST	TOT	TFL	SACK	YDS	INT	YDS	TD	FF	FR	YDS	QBH	PBU
2015	10	0	0	0	0/0	0.0	0	0	0	0	0	0	0	0	0
2016	12	47	33	80	5.5/32	2.0	24	3	39	1	1	1	0	1	3
TOTALS	22	47	33	80	5.5/32	2.0	24	3	39	1	1	1	0	1	3

34 RILEY BURT

SO • RB • 6-1 • 205 • MANTUA, UT • BOX ELDER HS



PERSONAL/BEFORE BYU

- Parents are Nate and Lisa
- Had 1,109 rushing yards and 11 touchdowns as a senior at Box Elder
- 4A all-state selection by Deseret News
- Ran a 10.95 100-meter in track

2016 (REDSHIRT)

- A member of the scout team
- Scout team player of the week (Poinsettia Bowl)

2015 (FRESHMAN)

- Played in eight games
- Had 14 rushes for 86 yards
- Posted a 41-yard run against Cincinnati



RB SQUALLY CANADA

22 SQUALLY CANADA

JR • RB • 5-11 • 205 • MILPITAS, CA • WASHINGTON STATE



PERSONAL/BEFORE BYU

- Parents are Stacy and Byron
- Transfer from Washington State
- Averaged 8.8 yards per carry and had 1,916 yards at Milpitas HS his senior year
- All-San Jose Mercury News First Team
- Ran for 3,367 yards and 37 touchdowns in HS

2016 (SOPHOMORE)

- Played in all 13 games with two starts
- 74 carries, 315 yards and two touchdowns
- Averaged 4.3 yards per carry
- Rushed 21 times for 88 yards at Boise State
- Had 50 yards on only six carries at Michigan State
- Touchdowns against Toledo and Cincinnati

2015 (FRESHMAN)

- Sat out the regular season due to transfer rules
- Played in the Las Vegas Bowl after becoming eligible

YEAR	GP	ATT	YDS	Y/A	LNG	TD	REC	YDS	Y/R	LNG	TD
2015	1	1	1	1.0	0	0	0	0	0	0	0
2016	13	74	315	4.3	21	2	3	7	2.3	5	0
TOTALS	14	74	315	4.3	21	2	3	7	2.3	5	0

58 AUSTIN CHAMBERS

FR • OL • 6-4 • 310 • SHAWNEE MISSION, KS • SHAWNEE MISSION WEST HS



PERSONAL/BEFORE BYU

- Parents are Keith and Bobbi
- LDS mission to Las Vegas
- VarsityKansas.com 6A All-State honorable mention
- All-state, league and metro honoree
- All-Sunflower League selection
- Helped Shawnee Mission West to the 6A state title in 2012

2016 (REDSHIRT)

- Member of the scout team
- Scout team offensive player of the week (SUU)

1 AKILE DAVIS

SO • WR • 6-2 • 200 • DESOTO, TX • DESOTO HS



PERSONAL/BEFORE BYU

- Parents are Tammy Gordon and Adar Davis
- Texas All-District 7 5A second-team as a junior
- Helped DeSoto HS to a 10-2 record as a senior, including a 5-1 district mark
- Led DeSoto to No. 4 ranking in Texas and No. 22 nationally
- Posted 286 yards and five touchdowns in 2014

2016 (REDSHIRT)

- Member of the scout team
- Scout team offensive player of the week (Utah State)

2015 (FRESHMAN)

- Played in four games
- Caught a 9-yard pass against Wagner
- Also played on special teams



2017 BYU FOOTBALL - RETURNING PLAYERS

10 KOY DETMER JR.

SO • QB • 5-10 • 171 • SOMERSET, TX • SOMERSET HS

PERSONAL/BEFORE BYU

- Nephew of current BYU offensive coordinator Ty Detmer and son of former NFL quarterback Koy Detmer
- Threw for 83 touchdowns over his sophomore, junior and senior seasons in HS
- All-district first team athlete in baseball, basketball, football and soccer

2016 (REDSHIRT)

- Member of the scout team
- Split scout-team quarterback duties

2015 (FRESHMAN)

- Played against Wagner
- Went 3 of 3 passing for 57 yards



35 BRAYDEN EL-BAKRI

JR • RB • 6-0 • 240 • SALT LAKE CITY, UT • BRIGHTON HS

PERSONAL/BEFORE BYU

- LDS mission to Montevideo, Uruguay
- Deseret News 5A all-state second team as a defensive back as a junior and linebacker as a senior
- Ran for 566 yards and seven touchdowns as a senior

2016 (SOPHOMORE)

- Played in 12 games at fullback
- Scored first career TD vs. Arizona in season opener
- Career-best 69 yards receiving vs. SUU

2015 (FRESHMAN)

- Played in four games

2012 (REDSHIRT)

- Member of the scout team



26 CADEN DORTCH

SO • DB • 6-0 • 200 • SARATOGA SPRINGS, UT • WESTLAKE HS

PERSONAL/BEFORE BYU

- Parents are Charlotte and Mike
- LDS mission to San Jose, Costa Rica

2016 (FRESHMAN)

- Member of the scout team

2015 (REDSHIRT)

- Member of the scout team



64 MATT FOLEY

JR • LS • 6-1 • 215 • TEMECULA, CA • TEMECULA VALLEY HS

PERSONAL/BEFORE BYU

- Parents are Ken and Suzanne
- A three-year starter at Temecula Valley HS
- Three-time NCS camp champion
- Lettered twice in wrestling and one in track and field

2016 (SOPHOMORE)

- Played in all 13 games as primary long snapper
- Had one tackle on special teams

2015 (FRESHMAN)

- Played in all 13 games as primary long snapper



4 TREY DYE

JR • RB • 5-9 • 186 • ABILENE, TX • COOPER HS

PERSONAL/BEFORE BYU

- Parents are James and Carolyn
- Dad was a receiver and returner at BYU
- Texas 5A all-state honorable mention and 5A all-district selection from the Associated Press
- Averaged 7.6 yards per carry and 19.5 yards per catch as a senior to combine for 1,949 all-purpose yards and 29 touchdowns in 2013 at Cooper HS

2016 (REDSHIRT)

- A member of the scout team
- Scout offensive player of the week (Michigan State)

2015 (SOPHOMORE)

- Played in 12 games
- Recorded a season-long kickoff of 46 yards at SJSU
- Had four receptions for 67 yards
- Recovered a blocked punt against East Carolina

2014 (FRESHMAN)

- Played in six games and had three receptions



44 KAVIKA FONUA

JR • RB • 6-0 • 215 • SYRACUSE, UT • SYRACUSE HS

PERSONAL/BEFORE BYU

- Parents are Dean and Stacy
- LDS mission to Vancouver, Canada
- Two-time Deseret News 5A All-State First Team
- 2013 Utah Region I Co-MVP
- 2012 SL Tribune All-State First Team
- Totaled 175 tackles and six picks while running for 1,071 yards in high school

2016 (SOPHOMORE)

- Played in all 13 games
- Played linebacker and on special teams
- Totaled 24 tackles

2014 (FRESHMAN)

- Played in 11 games
- Made 14 tackles, including one TFL



30 COREY EDWARDS

SR • K • 6-0 • 210 • HURRICANE, UT • HURRICANE HS

PERSONAL/BEFORE BYU

- Parents are Christopher and Kathyleen
- Father, uncle played football at BYU
- Grand-nephew of LaVell Edwards
- LDS mission to Taichung, Taiwan
- Two-time first team all-state selection by Deseret News and SL Tribune
- Helped Hurricane to 3A state championship
- Second all-time in state history with 170 PATs

2016 (JUNIOR)

- Kicked off in all 13 games
- Averaged 61.2 yards per kickoff

2015 (SOPHOMORE)

- Kicked in three games
- Averaged 56.4 yards per kickoff

2014 (FRESHMAN)

- Member of the scout team



16 GAVIN FOWLER

SR • DB/H • 6-0 • 195 • KAYSVILLE, UT • DAVIS HS



PERSONAL/BEFORE BYU

- Parents are Blaine and Brenda
- Grandfather, father, brothers played football at BYU
- Played quarterback in HS for three years
- Named to all-region team
- Also lettered in track and field

2016 (JUNIOR)

- Injured in fall camp

2015 (SOPHOMORE)

- Member of the scout team

2014 (FRESHMAN)

- Member of the scout team

2011 (REDSHIRT)

- Member of the scout team



DB DAYAN GHANWOLOKU

10 KAMEL GREENE

SR • DB • 5-11 • 185 • EAST PALO ALTO, CA • WASHINGTON STATE



PERSONAL/BEFORE BYU

- Parents are Jacqueline and Raymond
- Transfer from Washington State
- Prepped at St. Francis HS and totaled 77 tackles, 47 solo takedowns and two fumble recoveries

2016 (JUNIOR)

- Played in 10 games
- Posted four tackles

93 KAINOA FUIAVA

FR • DL • 6-4 • 295 • DOWNEY, CA • WARREN HS



PERSONAL/BEFORE BYU

- An All-CIF Southern Section Defensive Team
- Totaled 70 tackles with 42 solo, seven sacks and four forced fumbles during junior and senior years

2016 (REDSHIRT)

- A member of the scout team
- Scout defensive player of the week (Utah, SUU)

43 KYLE GRIFFITTS

SO • FB • 6-3 • 240 • WINDERMERE, FL • WEST ORANGE HS



PERSONAL/BEFORE BYU

- Parents are Erin and Bob
- LDS mission to Comodoro Rivadavia, Argentina

2016 (REDSHIRT)

- A member of the scout team

43 RYLEE GAUTAVAI

SO • LB • 6-1 • 228 • BOUNTIFUL, UT • BOUNTIFUL HS



PERSONAL/BEFORE BYU

- Parents are Carson and Rochelle
- Earned Eagle Scout award
- LDS mission to Montreal, Canada
- Trib Preps 4A First Team selection
- Led Bountiful to 25 wins in three years

2016 (FRESHMAN)

- Member of the scout team
- 2013 (REDSHIRT)
- Member of the scout team

5 DAYAN GHANWOLOKU

SO • DB • 5-11 • 190 • LAYTON, UT • NORTHRIDGE HS



PERSONAL/BEFORE BYU

- Parents are Robert and Jenny
- Born in Liberia
- Using family name "Ghanwoloku" instead of Lake this year to honor late uncle and family from Liberia
- Deseret News 5A All-State First Team
- Region 1 All-Region 1 Co-Offensive MVP
- Averaged over 200 all-purpose yards per game

2016 (FRESHMAN)

- Played in all 13 games, starting eight
- No. 14 nationally with 113 INT return yards
- Had three picks on the season, including a 50-yard interception return for a TD at Boise State
- Posted 48 tackles, including 33 solo stops
- Also had four breakups and 2.0 tackles for loss

2015 (REDSHIRT)

- A member of the scout team



YEAR	GP	SOLO	AST	TOT	TFL	SACK	YDS	INT	YDS	TD	FF	FR	YDS	QBH	PBU
2015	0	0	0	0	0/0	0.0	0	0	0	0	0	0	0	0	0
2016	13	33	15	48	2/5	0.0	0	3	113	1	1	1	0	1	4
TOTALS	13	33	15	48	2/5	0.0	0	3	113	1	1	1	0	1	4

2 MATT HADLEY

SR • DB • 6-0 • 205 • CONNELL, WA • CONNELL HS



PERSONAL/BEFORE BYU

- Parents are Alan and Kathryn
- Brother is former BYU LB Spencer Hadley
- LDS mission to Salvador, Brazil
- Rushed for 2,516 yards and 47 touchdowns as a junior in HS
- Finished HS career with 6,881 rushing yards and a state record 746 points
- Two-time 1A player of the year

2016 (JUNIOR)

- Played in all 13 games at defensive back, special teams cover units and returned kicks
- Posted 25 tackles
- Had seven kick returns for 195 yards, leading the team with 27.9 yards per kick return

2015 (SOPHOMORE)

- Played in 11 games, starting two
- Totalled 17 tackles, two TFL and two pass breakups

2012 (FRESHMAN)

- Played in seven games
- Had seven tackles, including 0.5 for a loss



YEAR	GP	SOLO	AST	TOT	TFL	SACK	YDS	INT	YDS	TD	FF	FR	YDS	QBH	PBU
2012	7	5	2	7	0.5/2	0.0	0	0	0	0	0	0	0	0	0
2015	11	9	8	17	2/2	0.0	0	0	0	0	0	0	0	0	2
2016	13	15	10	25	0	0.0	0	0	0	0	0	0	0	0	0
TOTALS	31	29	20	49	2.5/4	0.0	0	3	0	0	0	0	0	0	2



2017 BYU FOOTBALL - RETURNING PLAYERS

24 KJ HALL

SO • RB • 5-9 • 180 • SPANISH FORK, UT • MAPLE MOUNTAIN HS



PERSONAL/BEFORE BYU

- Parents are Kalin and Hollie
- Father, Kalin, played football at BYU
- LDS mission to Mexico City, Mexico
- Prepped at Maple Mountain HS

2016 (FRESHMAN)

- Played in six games
- Posted 184 rushing yards, two touchdowns and 78 receiving yards
- 101 rushing yards vs. UMass
- 127 all-purpose yards vs. Southern Utah

2015 (REDSHIRT)

- Member of the scout team



YEAR	GP	ATT	YDS	Y/A	LNG	TD	REC	YDS	Y/R	LNG	TD
2015	0	0	0	0	0	0	0	0	0	0	0
2016	6	35	184	5.3	22	2	5	78	15.6	32	0
TOTALS	6	35	184	5.3	22	2	5	78	15.6	32	0

7 MICAH HANNEMANN

SR • DB • 6-0 • 190 • ALPINE, UT • LONE PEAK HS



PERSONAL/BEFORE BYU

- Parents are Howard and Mindy
- Brother Jacob played football and baseball at BYU, currently with the Chicago Cubs organization
- Younger brother, Ammon, is a 2017 BYU signee
- LDS mission to Carlsbad, CA
- All-state first team selection
- Helped Lone Peak to state championship in 2011
- Also lettered in baseball and track

2016 (JUNIOR)

- Started all 12 games played at safety
- Posted 28 tackles with 16 solo stops
- Interception vs. Mississippi State

2015 (SOPHOMORE)

- Started all 13 games at cornerback
- Had seven pass breakups
- Interceptions at Nebraska and vs. Missouri

2012 (FRESHMAN)

- Played in eight games



YEAR	GP	SOLO	AST	TOT	TFL	SACK	YDS	INT	YDS	TD	FF	FR	YDS	QBH	PBU
2012	8	1	0	1	0	0.0	0	0	0	0	0	0	0	0	0
2015	13	32	14	46	1.5/8	1.0	8	2	29	0	0	0	0	0	7
2016	12	16	12	28	0	0.0	0	1	0	0	0	0	0	0	5
TOTALS	33	49	26	75	1.5/8	1.0	8	3	29	0	0	0	0	0	12

98 MITCH HARRIS

JR • LS • 6-4 • 218 • GILBERT, AZ • PERRY HS



PERSONAL/BEFORE BYU

- Parents are Bret and Candance
- LDS mission to Guatemala City, Guatemala
- Lettered for two years at Perry HS
- Team captain
- Also played volleyball

2016 (SOPHOMORE)

- Played against Southern Utah
- Backup long snapper

2015 (FRESHMAN)

- Joined team in spring

77 CHANDON HERRING

FR • OL • 6-7 • 285 • GILBERT, AZ • PERRY HS



PERSONAL/BEFORE BYU

- Parents are Mike and Kimberly
- LDS mission to Washington, DC
- Played both offense and defense in HS
- Totaled 30 tackles and played offensive tackle
- Also was a track and field thrower

2016 (REDSHIRT)

- Member of the scout team
- Scout offensive player of the week (Southern Utah)

15 ALEVA HIFO

SO • WR • 5-10 • 188 • MENIFEE, CA • HERITAGE HS



PERSONAL/BEFORE BYU

- Parents are Lesieli and Petelo
- Cousin of BYU defensive end Sione Takitaki
- Helped Heritage to CIF Central Division championship
- Had 488 rushing yards, 548 receiving yards and 18 total touchdowns as a senior
- Also played baseball

2016 (FRESHMAN)

- Played in all 13 games with two starts in the slot
- 440 yards on 21 kick returns
- Averaged 21.0 yards per kick return
- Had 162 all-purpose yards against Toledo
- Season-best 50-yard return against West Virginia
- Had 11 receptions for 58 yards



YEAR	GP	REC	YDS	Y/R	LNG	TD	KR	YDS	AVG	LNG	TD
2016	13	11	58	5.3	13	0	21	440	21.0	50	0
TOTALS	13	11	58	5.3		2.0	24	3	39	1	1

7 BEAU HOGE

SO • QB • 6-1 • 208 • FORT THOMAS, KY • HIGHLANDS HS



PERSONAL/BEFORE BYU

- Father, Merrill, is a former NFL running back and current analyst for ESPN
- Led Highlands to 13-2 record and 4A state championship while being named MVP
- Passed for 3,459 yards, 35 touchdowns and rushed for 865 yards and 26 touchdowns

2016 (REDSHIRT)

- Split scout team quarterback duties
- Scout offensive player of the week (Toledo, MS)

2015 (FRESHMAN)

- Played in three games
- Completed 10 of 17 passes for 137 yards and one TD
- Rushed 16 times for 49 yards and two TD



DB MICAH HANNEMANN

71 AUSTIN HOYT

JR • OL • 6-8 • 305 • IONE, CA • ARGONAUT HS



PERSONAL/BEFORE BYU

- Parents are Seth and Cathryn
- Earned Eagle Scout award
- LDS mission to Denver, Colorado
- Named 2011 league MVP in HS
- Also played tight end and defensive tackle
- Also an all-league performer in basketball
- Student body president as a senior



2016 (SOPHOMORE)

- Played in all 13 games, starting two
- Helped BYU to season-best 338 rushing yards vs. Toledo
- Blocked for ground game averaging over 200 rushing yards per contest

2015 (FRESHMAN)

- Played in nine games, starting two

2012 (REDSHIRT)

- A member of the scout team

25 TANNER JACOBSON

JR • DB • 5-10 • 185 • SOUTHLAKE, TX • TEXAS TECH



PERSONAL/BEFORE BYU

- Parents are Evan and Hally
- Brother of former BYU wideout McKay Jacobson
- LDS mission to Cochabamba, Bolivia
- Transfer from Texas Tech
- Named District 4-5A Defensive MVP in HS

2016 (SOPHOMORE)

- Played in all 13 games
- Had eight tackles
- Pass breakup vs. West Virginia

2013 (FRESHMAN - TEXAS TECH)

- Played in all 13 games with four starts
- Posted 47 tackles, two forced fumbles, one fumble recovery, one pass breakup and one TFL
- Named to the ESPN Big 12 All-Bowl Team



70 JACOB JIMENEZ

JR • OL • 6-5 • 290 • PFLUGERVILLE, TX • PFLUGERVILLE HS



PERSONAL/BEFORE BYU

- Parents are Laura and Joe
- 2013 All-District 16-5A Second Team
- All-district for three years
- Was also the team's long snapper

2016 (SOPHOMORE)

- Played in three games
- Helped BYU offense vs. SUU, UMass and Utah State
- Also played on special teams

2015 (FRESHMAN)

- Played in three games

37 GRANT JONES

SR • WR • 6-6 • 205 • CONCORD, CA • YGNACIO VALLEY HS



PERSONAL/BEFORE BYU

- Parents are Justin and Marci
- Earned Eagle Scout award
- LDS mission to Las Vegas, Nevada
- Switched to wide receiver during 2017 spring ball

2016 (JUNIOR)

- Played in five games
- Played linebacker and on special teams
- Totaled three tackles, one TFL, one forced fumble

2015 (SOPHOMORE)

- Played in 12 games
- Had 15 total tackles, mostly on special teams
- Posted a pass breakup against Wagner

2014 (FRESHMAN)

- A member of the scout team

2011 (REDSHIRT)

- A member of the scout team

78 TUNI KANUCH

SR • OL • 6-3 • 320 • SOUTH JORDAN, UT • BINGHAM HS



PERSONAL/BEFORE BYU

- Parents are Harry and Lupe
- Cousin of former BYU linebacker Manoa Pikula
- LDS mission to San Diego, California
- Named a first-team All-American by MaxPreps
- 2009 Deseret News Mr. Football
- A four-year starter at Bingham

2016 (JUNIOR)

- Played in all 13 game, starting nine at guard
- Helped BYU ground game average 200+ rushing yards
- Part of BYU offense ranked No. 12 in third-down efficiency

2015 (SOPHOMORE)

- Played in 12 games, starting seven
- Helped BYU offense to most passing yards in a season since 2008

2014 (FRESHMAN)

- Played in 12 games

2013 (REDSHIRT)

- Recovered from injury



OL TUNI KANUCH



2017 BYU FOOTBALL - RETURNING PLAYERS

90 CORBIN KAUFUSI

JR • DL • 6-9 • 285 • PROVO, UT • TIMPVIEV HS



PERSONAL/BEFORE BYU

- Parents are Steve and Michelle
- Father, Steve, is BYU's linebackers coach
- Older brother Bronson Kaufusi played for BYU and currently plays for Baltimore Ravens
- Cousin of current BYU linebacker, Isaiah Kaufusi
- Played three years of basketball at BYU, averaging 3.8 points and 3.6 rebounds in 14.2 minutes
- Earned Eagle Scout Award
- LDS mission to Korea
- Helped Timpview to two state championships
- An All-state second team selection in 2011



2016 (SOPHOMORE)

- Played in all 13 games, starting five
- Had 31 total tackles
- Posted 2.5 sacks
- Blocked two kicks to lead the team
- Caught a fourth-down conversion on fake field goal

YEAR	GP	SOLO	AST	TOT	TFL	SACK	YDS	INT	YDS	TD	FF	FR	YDS	QBH	PBU	BLK
2016	13	18	13	31	2.5/17	2.5	17	0	0	0	0	0	0	2	1	2
TOTALS	13	18	13	31	2.5/17	2.5	17	0	0	0	0	0	0	2	1	2

53 ISAIAH KAUFUSI

FR • LB • 6-2 • 210 • COTTONWOOD HEIGHTS, UT • BRIGHTON HS



PERSONAL/BEFORE BYU

- Parents are Jeff and Brooke
- Has six uncles and 11 cousins who have played or are currently playing college football
- LDS mission to Nuku'alofa, Tonga
- Des News and SL Tribune All-State First Team
- Helped Brighton to a 12-2 record as a senior
- Recorded 92 tackles and had 609 receiving yards

2016 (REDSHIRT)

- A member of the scout team



OL TEJAN KOROMA

56 TEJAN KOROMA

SR • OL • 6-0 • 290 • ALLEN, TX • ALLEN HS



PERSONAL/BEFORE BYU

- Parents are Shaeiqu and Jeneh
- Has three siblings
- Helped Allen HS win the 5A-1 state title in 2012 and 2015
- Named 5A first-team all-state by Texas Sports Writers
- AP 5A First-Team selection as a senior



2016 (JUNIOR)

- Started all 13 games at center
- Pro Football Focus graded as one of the top four centers in college football for 2016
- Named to the Rimington Trophy watch list
- Offensive line blocked for over 200 rushing yards per game



2015 (SOPHOMORE)

- Played in 12 games, starting all 12
- Named to Rimington Trophy, Lombardi Award and Campbell Trophy watch lists
- Phil Steele All-Independent First Team

2014 (SOPHOMORE)

- Only true freshman in FBS to start every game at center
- Named Freshman All-American by FWAA, Phil Steele, 247Sports, Sporting News and ESPN
- Helped offense average 37.1 points per game, highest average since 2001 at BYU

25 TAGGART KRUEGER

JR • WR • 6-3 • 190 • SAMMAMISH, WA • SKYLINE HS



PERSONAL/BEFORE BYU

- Son of Carr and Lori
- Earned Eagle Scout Award
- LDS mission to the Philippines
- A three-time all-conference selection
- Three-time state champion

2016 (SOPHOMORE)

- A member of the scout team

2015 (FRESHMAN)

- A member of the scout team

2012 (REDSHIRT)

- A member of the scout team

17 MORONI LAULU-PUTUTAU

JR • TE • 6-4 • 230 • HYRUM, UT • MOUNTAIN CREST HS



PERSONAL/BEFORE BYU

- Parents are Sauimalae and Ofisi
- LDS mission to Antofagasta, Chile
- Moved from WR to TE in spring 2017
- Deseret News 4A All-State Second Team
- Also a three-year starter in basketball
- All-Valley Player of the Year in hoops

2016 (SOPHOMORE)

- Played in all 13 games, starting five
- Posted 27 receptions, 277 yards and two TD
- Multiple receptions in seven games
- Career best six receptions against UCLA

2015 (FRESHMAN)

- Played in 11 games
- Had six receptions for 112 yards and one touchdown

YEAR	GP	REC	YDS	Y/R	LNG	TD
2015	11	6	112	18.7	54	1
2016	13	27	277	10.3	19	2
TOTALS	24	33	389	11.8	54	3



P **JONNY LINEHAN**

31 JONNY LINEHAN

SR • P • 6-0 • 210 • AUCKLAND, NZ • TAKAPUNA GRAMMAR



PERSONAL/BEFORE BYU

- Parents are Jean and Mark
- Won three national championships with BYU rugby
- LDS mission to Adelaide, Australia

2016 (JUNIOR)

- Played in all 13 games
- Averaged 42.5 yards per punt on 57 punts
- Helped BYU special teams rank No. 6 in average opponent punt returns (2.53 yards)
- Named to Ray Guy Award and Wuerffel Trophy watch lists

2015 (SOPHOMORE)

- Played in 12 games
- Phil Steele All-Independent Team
- Averaged 42.7 yards per punt
- Booted a 77-yard punt at Nebraska

YEAR	GP	PUNT	YDS	AVG	LNG	IN20	50+	FC	TB	BLK
2015	12	62	2649	42.7	77	20	10	19	3	1
2016	13	57	2420	42.5	62	30	10	14	5	0
TOTALS	25	119	5069	42.6	77	50	20	33	8	1

22 HIVA LEE

SR • DB • 5-10 • 190 • ELLENSBURG, WA • ELLENSBURG HS



PERSONAL/BEFORE BYU

- Parents are Yong and Helen
- LDS mission to Salt Lake City, Utah
- All-league first-team as a defensive back
- Also ran track and field

2016 (JUNIOR)

- Played in three games
- Recovered a fumble against UMass

58 URIAH LEIATAUA

FR • DL • 6-4 • 265 • COMPTON, CA • DOMINGUEZ HS



PERSONAL/BEFORE BYU

- Parents are Siu and Vaosa
- Two cousins played football at UCLA
- LDS mission to Apia, Samoa
- All-CIF Defense First Team
- San Gabriel Valley League MVP
- Recorded 24 sacks over final two seasons
- Top three GPA in high school class

2016 (REDSHIRT)

- A member of the scout team
- Scout team defensive player of the week (UCLA, Toledo, Michigan State)

74 KIEFFER LONGSON

FR • OL • 6-7 • 318 • SAN RAMON, CA • DOUGHERTY VALLEY HS



PERSONAL/BEFORE BYU

- Parents are Kim and Thad
- LDS mission to Toronto, Canada
- All-East Bay selection by Contra Costa Times
- Rated 4-star prospect by Scout.com

2016 (REDSHIRT)

- A member of the scout team
- Offensive scout team player of the week (Boise State)

83 INOKE LOTULELEI

SO • WR • 5-9 • 185 • MIDVALE, UT • COTTONWOOD HS



PERSONAL/BEFORE BYU

- Parents are Tevita and Kay
- Cousin of NFL defensive tackle, Star Lotulelei
- LDS mission to Ciudad Juarez, Mexico
- Two-time Deseret News and SL Tribune 5A All-State
- Had 74 receptions, 1,184 yards and 15 touchdowns as a junior
- Posted 73 receptions and 1,112 yards as a senior

2016 (FRESHMAN)

- A member of the scout team



TE **MORONI LAULU-PUTUTAU**



2017 BYU FOOTBALL - RETURNING PLAYERS



QB TANNER MANGUM

12 TANNER MANGUM

JR • QB • 6-3 • 225 • EAGLE, ID • EAGLE HS

PERSONAL/BEFORE BYU

- Parents are Michael and Karen
- Brothers both played football, Parker at BYU and Madison at Idaho State
- LDS mission to Antofagasta, Chile
- Co-MVP of Elite 11 Camp and MVP of the Under Armour All-America Game
- 5A Southern Idaho Conference Player of the Year
- Completed 268 of 393 passes for 3,885 yards and 35 touchdowns as a senior at Eagle
- Rated No. 3 overall QB prospect out of HS by Rivals

2016 (SOPHOMORE)

- Played in five games, starting in the Poinsettia Bowl
- Named to the Davey O'Brien and Walter Camp Award watch lists
- Connected on 22 of 33 passes for 241 yards and three touchdowns on the year
- Also ran for 22 yards and one score

2015 (FRESHMAN)

- Played in all 13 games, starting 12
- Named National Freshman of the Year by the Touchdown Club of Columbus
- Set BYU freshman records with 3,377 yards and 23 touchdowns
- Had five 300-yard games
- Helped BYU to most passing yards in a season since 2008

YEAR	GP	EFF	COMP	ATT	YDS	Y/A	PCT	LNG	INT	TD	ATT	YDS	Y/A	LNG	TD
2015	13	136.00	267	446	3377	7.6	59.9	84	10	23	63	-96	-1.5	11	2
2016	5	151.95	22	33	241	7.3	66.7	39	1	3	9	22	2.4	35	1
TOTALS	18	137.1	289	479	3618	7.6	60.3	84	11	26	72	-74	-1.0	35	3

87 HUNTER MARSHALL

JR • TE • 6-3 • 235 • ACWORTH, GA • SNOW COLLEGE

PERSONAL/BEFORE BYU

- Parents are Timon and Mary
- Transfer from Snow College
- Attended Georgia Tech before serving mission
- LDS mission to Everett, Washington
- A two-time all-county selection in HS
- Also played lacross and basketball

2016 (SOPHOMORE)

- Played in 12 games
- Recorded seven receptions for 66 yards and one score

YEAR	GP	REC	YDS	Y/R	LNG	TD
2016	12	7	66	9.4	19	1
TOTALS	12	7	66	9.4	19	1

27 AUSTIN McCHESNEY

SO • DB • 6-1 • 180 • HIGHLAND, UT • LONE PEAK HS



PERSONAL/BEFORE BYU

- Parents are Todd and Meisha
- Earned Eagle Scout award
- LDS mission to San Diego, California
- An all-region selection
- Helped Lone Peak to semifinals of 5A state playoffs with a 10-3 record
- Had 384 receiving yards and 62 tackles

2016 (FRESHMAN)

- Played in nine games
- Posted seven tackles and one interception
- Returned interception 37 yards at Cincinnati

YEAR	GP	SOLO	AST	TOT	TFL	SACK	YDS	INT	YDS	TD	FF	FR	YDS	QBH	PBU
2016	9	6	1	7	0/0	0	0	1	37	0	0	0	0	0	0
TOTALS	9	6	1	7	0/0	0	0	1	37	0	0	0	0	0	0

83 ANDREW MIKKELSEN

JR • K • 6-0 • 200 • CANBY, OR • OREGON STATE



PERSONAL/BEFORE BYU

- Parents are Craig and Linnell
- LDS mission to Apia, Samoa
- Went undefeated in league play at Canby HS as a senior

2016 (SOPHOMORE)

- Played in eight games
- 12 kickoffs for 715 yards
- Kicked first career PATs vs. Mississippi State

2014 (FRESHMAN)

- Played in 11 games
- Kicked off 72 times for 4,255 yards, averaging 59.1 yards per kickoff

YEAR	GP	NO	YDS	AVG	TB	OB
2014	11	72	4255	59.1	17	3
2016	8	12	715	59.6	0	1
TOTALS	19	84	4970	59.2	17	4

50 TEVITA MO'UNGA

JR • DL • 6-3 • 335 • MURRIETA, CA • VISTA MURRIETA HS



PERSONAL/BEFORE BYU

- Parents are Peni and Melaia
- Helped Vista Murrieta HS to the section champion with 11-3 record
- First-team all-league and defensive MVP
- In two varsity seasons totaled 104 tackles, 17 quarterback hurries, 11.5 tackles for loss, three forced fumbles, 2.5 sacks and one fumble recovery

2016 (SOPHOMORE)

- Played in all 13 games
- Posted 14 tackles

2015 (FRESHMAN)

- Played in seven games
- Posted five tackles

YEAR	GP	SOLO	AST	TOT	TFL	SACK	YDS	INT	YDS	TD	FF	FR	YDS	QBH	PBU
2015	7	2	3	5	0	0	0	0	0	0	0	0	0	0	0
2016	13	6	8	14	0	0	0	0	0	0	0	0	0	0	0
TOTALS	20	8	11	19	0	0	0	0	0	0	0	0	0	0	0

35 VA'A NIUMATALOLO

SR • LB • 6-2 • 235 • ANNAPOLIS, MD • BROADNECK HS



PERSONAL/BEFORE BYU

- Parents are Ken and Barbara
- Father, Ken, is the head football coach at Navy
- LDS mission to St. George, Utah
- Helped Broadneck HS to a 10-3 record and No. 13 ranking in Maryland

2016 (JUNIOR)

- Played in four games
- Had one tackle vs. UMass

2015 (SOPHOMORE)

- Played in three games
- Had four tackles including one TFL

2014 (FRESHMAN)

- Played in two games and had one tackle

2011 (REDSHIRT)

- A member of the scout team

76 KEYAN NORMAN

SR • OL • 6-3 • 305 • ALPINE, UT • SOUTHERN UTAH



PERSONAL/BEFORE BYU

- Parents are Daniel and Tamra
- Graduated Cum Laude with a degree in economics from SUU

- Played in 23 games at SUU and was an All-Conference selection in 2015

- Played both offensive and defensive line for the T-Birds

- LDS mission to Orlando, Florida

- A three-time letterman in baseball and football at Lone Peak HS

- 2010 5A Pitcher of the Year and 2010 Defensive Lineman of the Region at Lone Peak

2016 (JUNIOR)

- Started all 13 games at guard
- Was also a backup center
- Helped BYU average 200 rushing yards per game
- Part of BYU offense ranked No. 3 in red zone conversions and No. 12 in third-down conversions



65 JJ Nwigwe

JR • OL • 6-5 • 278 • ROCKWALL, TX • ROCKWALL-HEATH HS



PERSONAL/BEFORE BYU

- Son of Vaniqey
- District 12-5A First Team Offense All-District
- Helped Rockwall to 10-3 record, 6-1 in district

2016 (SOPHOMORE)

- Played in 12 games
- Part of field goal and punt protection units
- Helped BYU special teams rank No. 6 in opponent punt return average (2.53)

2015 (FRESHMAN)

- Played in three games



38 BUTCH PAU'U

JR • LB • 6-0 • 235 • ANAHEIM, CA • SERVITE HS



PERSONAL/BEFORE BYU

- Parents are Tupou and Ueipi
- Has five siblings
- LDS mission to Tegucigalpa, Honduras
- Was a team captain at Servite HS
- Elected as defensive MVP in HS and first-team all-state selection

2016 (SOPHOMORE)

- Played in 10 games, starting eight
- Second on the team with 83 tackles
- Had 7.0 tackles for loss and 1.5 sacks
- Tied BYU record (Since 2000) with 19 tackles in game vs. UCLA
- Interception against West Virginia

2015 (FRESHMAN)

- Played in eight games
- Mostly at middle linebacker but also spent time at fullback
- Notched eight total tackles

2012 (REDSHIRT)

- A member of the scout team



YEAR	GP	SOLO	AST	TOT	TFL	SACK	YDS	INT	YDS	TD	FF	FR	YDS	QBH	PBU
2012	0	0	0	0	0	0	0	0	0	0	0	0	0	0	0
2015	8	5	3	8	0	0	0	0	0	0	0	0	0	0	0
2016	10	45	38	83	7/18	1.5	11	1	20	0	1	0	0	1	0
TOTALS	18	50	41	91	7/18	1.5	11	1	20	0	1	0	0	1	0

52 TRAJAN PILI

SO • DL • 6-2 • 245 • LAS VEGAS, NV • CENTENNIAL HS



PERSONAL/BEFORE BYU

- Parents are Wayland and Rebecca
- Younger brother, Keenan, also plays football for BYU (currently serving LDS mission)
- LDS mission to Jacksonville, Florida
- First-team all-state defensive end as well as first-team all-league tight end as a senior in HS

2016 (FRESHMAN)

- Played in 13 games
- Posted eight total tackles, 5.0 were tackles for loss
- Had 2.5 sacks

2013 (REDSHIRT)

- A member of the scout team

28 SAWYER POWELL

SR • DB • 6-1 • 205 • WEST RICHLAND, WA • RICHLAND HS



PERSONAL/BEFORE BYU

- Parents are Eric and Shauna
- Has six siblings
- LDS mission to Montevideo, Uruguay
- All-conference selection in HS
- Also lettered in track

2016 (JUNIOR)

- Played in 12 games, mostly special teams
- Part of unit ranked No. 6 nationally in opponent punt returns (2.53 yards per return)
- Posted three tackles
- Forced one fumble against Utah

2015 (SOPHOMORE)

- A member of the scout team

2013 (FRESHMAN)

- A member of the scout team

2012 (REDSHIRT)

- A member of the scout team



2017 BYU FOOTBALL - RETURNING PLAYERS

41 ADAM PULSIPHER

JR • LB • 6-1 • 222 • TEMECULA, CA • TEMECULA VALLEY HS



PERSONAL/BEFORE BYU

- Parents are Ann and Allen
- Married to former BYU women's basketball player, Makenzi Pulsipher
- Brother, Addison, plays offensive line at BYU
- LDS mission to Rancagua, Chile
- Was an NFF Student-Athlete of the Year in HS
- A first-team All-CIF honoree
- Defensive MVP of the Southwestern League
- Also lettered three times in basketball

2016 (SOPHOMORE)

- Played in 12 game, starting two
- Had 16 total tackles, including 1.5 tackles for loss

2015 (FRESHMAN)

- Played in six games

2014 (REDSHIRT)

- A member of the scout team

72 ADDISON PULSIPHER

SO • OL • 6-5 • 280 • TEMECULA, CA • TEMECULA VALLEY HS



PERSONAL/BEFORE BYU

- Parents are Ann and Allen
- Brother, Adam, plays linebacker at BYU
- LDS mission to Montevideo, Uruguay
- Named first-team All-Southwestern as an offensive lineman and second-team as a defensive lineman

2016 (FRESHMAN)

- A member of the scout team

2013 (REDSHIRT)

- A member of the scout team

86 MACK RICHARDS

FR • WR • 6-1 • 190 • SANDY, UT • ALTA HS



PERSONAL/BEFORE BYU

- Parents are Bill and Tami
- LDS mission to Puebla, Mexico
- Totaled 2,009 yards receiving and 33 touchdowns at Alta High School
- Recorded 3,268 all-purpose yards with three punt return touchdowns and three kick return touchdowns
- Also played baseball

2016 (REDSHIRT)

- A member of the scout team

36 CREED RICHARDSON

JR • RB • 6-1 • 235 • PROVO, UT • TIMPVIEV HS



PERSONAL/BEFORE BYU

- Parents are Jozet and Lance
- LDS mission to San Jose, California
- Prepped at Timpviev HS with Louis Wong

2016 (SOPHOMORE)

- Played in three games

2015 (FRESHMAN)

- A member of the scout team

2014 (REDSHIRT)

- A member of the scout team

85 NATE SAMPSON

JR • TE • 6-2 • 235 • PLEASANT GROVE, UT • PLEASANT GROVE



PERSONAL/BEFORE BYU

- Parents are Dale and Cindy, brother, Bryan played at BYU
- LDS mission to Roseville, California
- Posted 173 tackles with 116 solo in 25 HS games

2016 (SOPHOMORE)

- Played in four games

2015 (REDSHIRT)

- A member of the scout team

2012 (FRESHMAN)

- Played in one game

46 RHETT SANDLIN

JR • DL • 6-3 • 245 • DRAPER, UT • ALTA HS



PERSONAL/BEFORE BYU

- Parents are Kinnon and Julie
- LDS mission to Nashville, Tennessee
- Two-time first-team all-region honoree
- 2011 first-team all-region outstanding linebacker

2016 (SOPHOMORE)

- Played in all 13 games

2015 (FRESHMAN)

- Played in seven games

2012 (REDSHIRT)

- A member of the scout team

95 CODY SAVAGE

JR • DL • 6-6 • 265 • LOVELL, WY • LOVELL HS



PERSONAL/BEFORE BYU

- Parents are Bret and Rhonda
- Earned Eagle Scout award
- LDS mission to Atlanta
- Named all-conference three years and two-time all-state selection
- Was also an all-conference basketball player

2016 (SOPHOMORE)

- A member of the scout team

2015 (FRESHMAN)

- A member of the scout team

18 MICHAEL SHELTON

JR • DB • 5-8 • 180 • RALEIGH, NC • WAKEFIELD HS



PERSONAL/BEFORE BYU

- Son of Josephine
- Has one brother and three sisters
- Helped Wakefield earn 11-2 record
- Played receiver and corner and had 277 receiving yards and three picks on defense
- Also played basketball and ran track

2016 (SOPHOMORE)

- Played in seven games and totaled five tackles
- Recovered and returned a fumble 52 yards for a touchdown against Utah State

2015 (FRESHMAN)

- Played in 12 games
- Posted 25 total tackles, including two tackles for loss
- Had an interception vs. UConn

2014 (REDSHIRT)

- A member of the scout team

YEAR	GP	SOLO	AST	TOT	TFL	SACK	YDS	INT	YDS	TD	FF	FR	YDS	QBH	PBU
2014	0	0	0	0	0	0	0	0	0	0	0	0	0	0	0
2015	12	17	8	25	2/7	0.0	0	1	4	0	0	0	0	0	2
2016	7	4	1	5	0	0.0	0	0	0	0	0	1	52	0	1
TOTALS	19	21	9	30	2/7	0.0	0	1	4	0	0	1	52	0	3

59 THOMAS SHOAF

SO • OL • 6-5 • 275 • COLUMBUS, IN • COLUMBUS NORTH HS



PERSONAL/BEFORE BYU

- Parents are RaNae and James
- LDS mission to Honolulu, Hawaii
- Named first-team all-state in 2012
- Posted 30 tackles on defense

2016 (FRESHMAN)

- Played in 12 games, starting nine
- Named a Freshman All-American by FWA
- Helped BYU average over 200 rushing yards per game
- Can play left or right tackle

2013 (REDSHIRT)

- A member of the scout team

20 RICKEY SHUMWAY

SO • WR • 6-2 • 200 • PROVO, UT • TIMPVIEV HS



PERSONAL/BEFORE BYU

- Parents are Jeff and Kathy
- LDS mission to Concepcion, Chile
- A first-team all-state receiver in HS
- All-region selection in high school

2016 (FRESHMAN)

- Played in two games
- A member of the scout team
- Named offensive player of the week by the scout team twice (West Virginia and Cincinnati)

2015 (REDSHIRT)

- A member of the scout team

21 TALON SHUMWAY

SO • WR • 6-3 • 210 • SOUTH JORDAN, UT • LONE PEAK HS



PERSONAL/BEFORE BYU

- Son of Cathy
- LDS mission to McAllen, Texas
- Posted 1,049 receiving yards as a senior
- Three-time Region first-team selection

2016 (FRESHMAN)

- Played in seven games
- Picked up three receptions for 49 yards

2015 (REDSHIRT)

- A member of the scout team

13 MICAH SIMON

SO • WR • 6-1 • 190 • DALLAS, TX • BISHOP DUNNE HS



PERSONAL/BEFORE BYU

- Parents are Michael and Curtique
- Played quarterback in high school
- TAPPS All-State Division I Second Team
- Named to Tom Hillary Fort Worth area private school all-star football team

2016 (REDSHIRT)

- A member of the scout team
- Scout offensive player of the week (UMass)

2015 (FRESHMAN)

- Played in two games
- Notched two tackles

57 LEROY SITAKE-TANOAI

SO • OL • 6-4 • 320 • SHERMAN OAKS, CA • NOTRE DAME HS



PERSONAL/BEFORE BYU

- Parents are Sele and Tanoai
- Half brother of head coach Kalani Sitake
- LDS mission to Suva, Fiji
- All-Serra League Second Team
- Played freshman season at Pleasant Grove in Utah

2016 (FRESHMAN)

- A member of the scout team

2015 (REDSHIRT)

- A member of the scout team

29 CODY STEWART

SR • DB • 6-3 • 180 • MESA, AZ • MOUNTAIN VIEW HS



PERSONAL/BEFORE BYU

- Parents are Richard and Kristen
- LDS mission to the Dominican Republic
- Prepped at Mountain View HS with Tom Joseph

2016 (JUNIOR)

- Played in seven games

2015 (SOPHOMORE)

- A member of the scout team

2014 (FRESHMAN)

- A member of the scout team

2013 (REDSHIRT)

- A member of the scout team

16 SIONE TAKITAKI

JR • DL • 6-2 • 245 • FONTANA, CA • HERITAGE HS



PERSONAL/BEFORE BYU

- Parents are Vaima and Fissipeau
- Has six siblings
- All-CIF Southern Section divisional defensive player of the year
- Helped Heritage to 13-1 record as a senior
- Totaled 193 total tackles with 21.5 sacks and 42.5 tackles for loss
- Also played offense and had 1,674 rushing yards and 25 touchdowns in HS career

2016 (REDSHIRT)

- Did not play in 2016

2015 (SOPHOMORE)

- Played in six games
- Totaled 21 tackles
- Had seven tackles for loss and 3.5 sacks
- Recovered a fumble against East Carolina

2014 (FRESHMAN)

- Played in 11 games
- Posted 19 tackles
- Recorded four tackles for loss and 3.0 sacks
- Added a forced fumble and fumble recovery

YEAR	GP	SOLO	AST	TOT	TFL	SACK	YDS	INT	YDS	TD	FF	FR	YDS	QBH	PBU
2014	11	15	4	19	4/27	3.0	25	0	0	0	1	1	0	3	0
2015	6	11	10	21	7/29	3.5	23	0	0	0	0	1	0	2	0
2016	0	0	0	0	0	0	0	0	0	0	0	0	0	0	0
TOTALS	17	26	14	40	11/56	6.5	48	0	0	0	1	2	0	5	0



54 MERRILL TALIAULI

JR • DL • 6-2 • 305 • SALT LAKE CITY, UT • EAST HS

PERSONAL

- Parents are Sisilia and Toni
- LDS mission to Federal Way, Washington
- Earned all-state honors on the offensive line at East
- Named to high school's academic honor roll

2016 (SOPHOMORE)

- Started first seven games before injury
- Posted seven tackles
- Had one tackle for loss vs. Mississippi State

2013 (FRESHMAN)

- Played in eight games
- Had four tackles



DL MERRILL TALIAULI

YEAR	GP	SOLO	AST	TOT	TFL	SACK	YDS	INT	YDS	TD	FF	FR	YDS	QBH	PBU
2013	8	4	0	4	0	0.0	0	0	0	0	0	0	0	0	0
2016	7	3	4	7	1/4	0.0	0	0	0	0	0	0	0	0	0
TOTALS	15	7	4	11	1/4	0.0	0	0	0	0	0	0	0	0	0

92 HANDSOME Tanielu

SR • DL • 6-2 • 315 • WAIANAE, HI • SNOW COLLEGE

PERSONAL/BEFORE BYU

- Parents are Leo and Martha
- LDS mission to Charlotte, North Carolina
- An all-conference player at Snow College
- Helped Badgers to a 10-1 record and Western States league championship
- Snow college defense ranked No. 9 nationally in total sacks with 44

2016 (JUNIOR)

- Played in 12 games with one start
- Posted 11 total tackles
- Recovered a fumble at Boise State



YEAR	GP	SOLO	AST	TOT	TFL	SACK	YDS	INT	YDS	TD	FF	FR	YDS	QBH	PBU
2016	12	3	8	11	0	0.0	0	0	0	0	0	1	0	1	1
TOTALS	12	3	8	11	0	0.0	0	0	0	0	0	1	0	1	1

33 BEAU TANNER

JR • WR • 6-0 • 185 • GILBERT, AZ • SCOTTSDALE CC

PERSONAL/BEFORE BYU

- Parents are Tyde and Linda, brother, Young, also on team
- LDS mission to El Salvador
- Had 23 receptions, 401 yards and four touchdowns at Scottsdale
- Prepped at Shadow Mountain HS
- Named an all-state selection

2016 (SOPHOMORE)

- Played in 10 games
- Had one reception at Boise State



42 JOHNNY TAPUSOA

SO • LB • 5-10 • 230 • LAIE, HI • KAHUKU HS

PERSONAL/BEFORE BYU

- Parents are Johnny and Marchelle
- LDS mission to Apia, Samoa
- Named All-Poly Camp MVP
- Led Kahuku to 2012 state championship
- Two-time first-team all-league selection

2016 (FRESHMAN)

- Played in nine games
- Notched four tackles



94 KESNI TAUSINGA

SR • DL • 6-1 • 300 • SOUTH JORDAN, UT • BINGHAM HS

PERSONAL/BEFORE BYU

- LDS mission to Suva, Fiji
- Was also a three-time All-American wrestler
- Won the state championship twice in wrestling
- Helped Bingham win the state football championship twice
- Was a four-time region champion at Bingham
- Earned all-region first team three times

2016 (JUNIOR)

- Played in 12 games and started the final four games
- Totalled 16 tackles and had pass breakups vs. UCLA and Utah State

2015 (SOPHOMORE)

- Played in 11 games
- Registered eight total tackles, including 2.0 tackles for loss

2014 (SOPHOMORE)

- Played in two games



DL KESNI TAUSINGA

YEAR	GP	SOLO	AST	TOT	TFL	SACK	YDS	INT	YDS	TD	FF	FR	YDS	QBH	PBU
2014	2	0	1	1	0.5/5	0.5	5	0	0	0	0	0	0	0	0
2015	11	5	3	8	2/4	0.0	0	0	0	0	0	0	0	0	1
2016	12	4	12	16	0	0.0	0	0	0	0	0	0	0	1	2
TOTALS	25	9	16	25	3/9	0.5	5	0	0	0	0	0	0	1	3

3 JONAH TRINNAMAN

SR • WR • 6-0 • 190 • HIGHLAND, UT • SNOW COLLEGE



PERSONAL/BEFORE BYU

- Parents are Laura and James
- Named a 2015 NJCAA First Team All-American as a return specialist and all-league player as a wideout at Snow College
- Caught 47 passes for 803 yards and eight touchdowns in 2015
- Also returned 17 kicks for 576 yards and one touchdown, averaging 33.9 yards per return
- Prepved at American Fork High School

2016 (JUNIOR)

- Played in all 13 games, starting eight at wide receiver
- Had 28 receptions for 321 yards and one score
- Led all BYU receivers with at least 25 receptions at 11.5 yards per reception



YEAR	GP	REC	YDS	Y/R	LNG	TD
2016	13	28	321	11.5	75	1
TOTALS	13	28	321	11.5	75	1

1 TROY WARNER

SO • DB • 6-1 • 195 • SAN MARCOS, CA • MISSION HILLS HS



PERSONAL/BEFORE BYU

- Parents are Laura and Fred
- Older brother, Fred, is a linebacker at BYU
- Invited to Semper Fi All-America Bowl
- Only underclassman on CIF San Diego Section First Team in 2014
- Also played basketball and competed in track and field in the jumps and the 400-meter

2016 (FRESHMAN)

- Played in 10 games, starting nine at cornerback
- Totaled 21 tackles, including 16 solo stops
- Posted a team-best seven pass breakups
- Recovered a fumble at Boise State



YEAR	GP	SOLO	AST	TOT	TFL	SACK	YDS	INT	YDS	TD	FF	FR	YDS	QBH	PBU
2016	10	16	5	21	0	0.0	0	0	0	0	1	0	0	0	7
TOTALS	10	16	5	21	0	0.0	0	0	0	0	1	0	0	0	7

51 MORGAN UNGA

JR • LB • 6-5 • 220 • OGDEN, UT • BONNEVILLE HS



PERSONAL/BEFORE BYU

- Parents are Fine and Madelyn
- LDS mission to Richmond, Virginia
- Cousin of former BYU running back Harvey Unga

2016 (SOPHOMORE)

- Played in all 13 games
- Posted six tackles and one TFL
- Blocked a punt against UMass

2015 (FRESHMAN)

- Played in seven games, mostly on special teams

2012 (REDSHIRT)

- A member of the scout team

SO • DB • 6-2 • 188 • FONTANA, CA • ELEANOR ROOSEVELT HS



PERSONAL/BEFORE BYU

- Parents are Leticia and Chris
- Named to the honor roll in HS along with all-academic first-team honors
- In 2015, had 71 tackles, one pick, two forced fumbles and recovered a fumble for a touchdown
- Also ran track, including a 10.68 in the 100-meter

2016 (FRESHMAN)

- Played in 10 games with two starts
- Had nine total tackles

YEAR	GP	SOLO	AST	TOT	TFL	SACK	YDS	INT	YDS	TD	FF	FR	YDS	QBH	PBU
2016	10	8	1	9	0	0.0	0	0	0	0	0	0	0	0	0
TOTALS	10	8	1	9	0	0.0	0	0	0	0	0	0	0	0	0

4 FRED WARNER

SR • LB • 6-4 • 230 • SAN MARCOS, CA • MISSION HILLS HS



PERSONAL/BEFORE BYU

- Parents are Laura and Fred
- Brother, Troy, is a defensive back on the team
- Named the Avocado East League Defensive Player of the Year and All-San Diego Section Defensive Player of the Year in High School
- USA Today All-California First Team

2016 (JUNIOR)

- Started all 13 games at outside linebacker
- Led BYU with 86 total tackles
- No. 2 on the team with 10.5 tackles for loss
- Tied for second on the team with three interceptions

2015 (SOPHOMORE)

- Played in all 13 games, starting 12
- Had 67 tackles, including 11.5 TFL and 4.0 sacks
- Four fumble recoveries ranked No. 2 nationally
- Also had two interceptions

2014 (SOPHOMORE)

- Played in 10 games
- Had 24 tackles, one TFL and an interception



YEAR	GP	SOLO	AST	TOT	TFL	SACK	YDS	INT	YDS	TD	FF	FR	YDS	QBH	PBU
2014	10	17	7	24	1/7	0.0	0	1	20	1	0	0	0	0	1
2015	13	46	21	67	11.5/40	4.0	20	2	27	0	0	4	7	1	1
2016	13	47	39	86	10.5/34	1.5	10	3	61	1	2	0	0	0	6
TOTALS	36	110	67	177	23/81	5.5	30	6	108	2	2	4	7	1	8

99 SOLOMONE WOLFGRAMM

JR • DL • 6-5 • 290 • MENLO PARK, CA • BYU-HAWAII



PERSONAL/BEFORE BYU

- Parents are Makelani and Liviana
- LDS mission to Phoenix, Arizona
- Played basketball at BYU-Hawaii
- Prepved at Pinewood HS and was the 2012 Daily News Prep Boys Basketball Player of the Year

2016 (FRESHMAN)

- Played in 13 games, mostly on special teams
- Posted two tackles



LB FRED WARNER



KALANI SITAKE

BYU HEAD FOOTBALL COACH

Kalani Sitake (pronounced kah-lah-nee see-tah-kay) was named head coach overseeing the BYU football program on December 19, 2015, by director of athletics Tom Holmoe.

In his first season, Sitake led the Cougars to a 9-4 record and extended BYU's bowl appearance streak to 12 seasons. The Cougars beat Wyoming 24-21 in the Poinsettia Bowl to give Sitake his first bowl victory in his inaugural season.

Sitake is the 14th head coach in BYU history. He came to BYU from Oregon State, where he served as assistant head coach and defensive coordinator.

A former Cougar running back (1994, 1997-2000), Sitake returned to his alma mater with 15 years of coaching experience, including seven years as a defensive coordinator and four seasons as an assistant head coach.

Prior to serving as assistant head coach and defensive coordinator at Oregon State in 2015, Sitake spent 10 seasons at the University of Utah. He started at Utah in 2005 as the linebackers coach and was promoted to defensive coordinator in 2009 before also being named assistant head coach in 2012.

Sitake has coached several Pac-12 and Mountain West Conference honorees, including Morris Trophy winners Star Lotulelei (2011) and Nate Orchard (2014). He also helped mentor 14 NFL Draft picks during his time at Utah, including 12 all-league players and three freshmen All-Americans. He helped the Utes win seven of eight bowl games during his tenure.

Sitake began his coaching career in 2001 as the defensive backs and special teams coach at Eastern Arizona before becoming a defensive graduate assistant at BYU in 2002. Sitake then joined the staff at Southern Utah where he coached running backs, tight ends and offensive line during the 2003 and 2004 seasons.

Born in Nuku'alofa, Tonga, and raised in Laie, Hawai'i and Provo, Utah, Sitake becomes the first FBS head football coach of Tongan descent. He is the 14th head coach in BYU history, and just the fourth since 1972, when Hall of Fame coach LaVell Edwards took over the program.

Sitake began his BYU playing career in 1994 prior to serving a two-year mission for The Church of Jesus Christ of Latter-day Saints to Oakland, California. After returning and redshirting in 1997, Sitake was a three-year starter at fullback for the Cougars from 1998-2000 under Edwards.

He was named BYU's Football Scholar Athlete of the Year in 1998, Impact Player of the Year in 1999, along with team captain and the most valuable running back in 2000. He signed a free agent contract with the Cincinnati Bengals in 2001, but was forced to retire due to an injury.

Sitake graduated from BYU in 2000 with a bachelor's degree in English. He and his wife Timberly have three children, Skye, Sadie and Kelaokalani (KK).



KALANI SITAKE SNAPSHOT

Pronunciation: kah-lah-nee see-tah-kay

SITAKE COACHING EXPERIENCE		
2016-present	BYU	Head Coach
2015	Oregon State	Assistant HC/DC
2012-14	Utah	Assistant HC/DC/Linebackers
2009-12	Utah	Def. Coordinator/LB
2005-08	Utah	Linebackers
2004	Southern Utah	Offensive Line/TE
2003	Southern Utah	Running Backs/TE
2002	BYU	GA-Defense
2001	Eastern Arizona	Defensive Backs/Sp. Teams



NOTABLES

- 15 NFL Draft picks
- 4 Freshman All-Americans
- Won 8 of 9 career bowl games as a coach

NFL DRAFT PICKS COACHED BY SITAKE

- Star Lotulelei (1st Rd, Carolina)
- Koa Misi (2nd Rd, Miami)
- Eric Rowe (2nd Rd, Philadelphia)
- Nate Orchard (2nd Rd, Cleveland)
- Jeremiah Poutasi (3rd Rd, Tennessee)
- Keith McGill (4th Rd, Oakland)
- Jamaal Williams (4th Rd, Green Bay)
- Robert Johnson (5th Rd, Tennessee)
- Stevenson Sylvester (5th Rd, Pittsburgh)
- Brandon Burton (5th Rd, Minnesota)
- Spencer Toone (5th Rd, Tennessee)
- Kaelin Clay (6th Rd, Tampa Bay)
- R.J. Stanford (7th Rd, Carolina)
- Joe Kruger (7th Rd, Philadelphia)
- Trevor Reilly (7th Rd, New York Jets)

PLAYING CAREER

- 1994, 1997-2000 BYU fullback
- Team captain 2000
- Signed with Cincinnati Bengals in 2001

EDUCATION/FAMILY

- Bachelor of Arts - English (2000)
- Married to Timberly Fiddle
- 3 children: Skye, Sadie, Kelaokalani
- Birthplace: Nuku'alofa, Tonga
- Hometown: Laie, Hawai'i and Provo, Utah
- LDS Mission: Oakland, California

SITAKE COACHING LEDGER

2016	9-4
Total	9-4



ED LAMB *ASSISTANT HEAD COACH/SAFETIES/ SPECIAL TEAMS COORDINATOR*



ALMA MATER: BYU, 1996

COACHING EXPERIENCE

- **BYU:** Assistant Head Coach (2016-present)
- **SOUTHERN UTAH:** Head Coach (2008-15)
- **SAN DIEGO:** Defensive Backs, Special Teams & Recruiting Coordinator (2005-07)
- **IDAHO:** Defensive Coordinator (2003-03)
- **BYU:** Defensive Graduate Assistant - Linebackers (2001)
- **REDLANDS:** Defensive Coordinator (1998-00), Defensive Line (1997)

COACHING HIGHLIGHTS

- Two-time Eddie Robinson Award finalist for national coach of the year
- Coached Kai Nacua in 2016 (Jim Thorpe Award Semifinalist)
- Coached safeties on 2016 defense that had 21 interceptions, ranked No. 4 nationally
- Named the American Football Coaches Association Region 5 Coach of the Year in 2015
- Took an SUU program mired in a 19-game losing skid back in 2008 and turned the Thunderbirds into Great West Conference champions in 2010
- SUU advanced to the FCS playoffs for the first time in program history in 2013, a feat accomplished again by Lamb's 2015 Big Sky championship team
- Lamb's teams ranked year-in and year-out among the nation's top FCS programs in passing, pass efficiency, total offense, receiving yards, scoring offense, punt returns, punting and tackles for loss
- T-Birds also ranked No. 1 in the Big Sky Conference in scoring defense in 2013 and 2015
- Had more than 100 all-conference recognitions and several All-American selections during his tenure, producing some the best players in T-Bird history, including NFL products Nick Miller (WR) Tysson Poots (WR), Dewayne Lewis (CB), Dion Turner (CB), Tyree Mills (CB), Cody Larsen (DT), and San Diego Chargers draft pick Brad Sorensen, SUU's career leader in passing yards
- The 2015 SUU team has three seniors rated by the NFL as draft projections: Miles Killebrew (SS), James Cowser (DE), and LeShaun Sims (CB) while Quarterback Ammon Olsen, who broke Sorensen's SUU single-season passing yards record in 2015, was selected to play in the NFLPA game
- Helped guide San Diego to three consecutive Pioneer League championships as well as back-to-back NCAA Division I-AA Mid-Major National Championships in 2005 and 2006
- During first two seasons with the Toreros, Lamb worked under current Michigan head coach Jim Harbaugh
- Served as graduate assistant defensive coach on BYU's 2001 team, working with linebackers when the Cougars went 12-2 and won the Mountain West Conference title

PLAYING EXPERIENCE

- **BYU:** 1994-96
- **RICKS COLLEGE:** 1993-94

EDUCATION

- **BYU (1996):** B.A. Education
- **REDLANDS (1998):** M.A. Education Counseling

FAMILY

- Wife is Sarah and has three daughters: Anna, Amelia and Summer, and one son, Edward

OFFENSIVE COORDINATOR/QB COACH **TY DETMER**

ALMA MATER: BYU, 1991

COACHING EXPERIENCE

- **BYU:** Offensive Coordinator (2016-present)
- **ST. ANDREWS EPISCOPAL SCHOOL:** Head Coach (2011-2015)

COACHING CAREER HIGHLIGHTS

- BYU offense ranked No. 4 in red zone conversions (94.55%), No. 12 in third-down conversions (47.69%) and No. 18 in time of possession (32:39.77)
- Rushing offense had eight games of 200 yards or more
- Took over the small private high school program (St. Andrews Episcopal) and led the team to its best season to date in 2015 with an 8-1 record
- Turned around a winless team as St. Andrews improved in win percentage each year under Detmer from records of 3-7, 3-6, 4-5, 5-3 and 8-1 as his 2015 squad outscored opponents 43.4 to 10.2



NFL PLAYING CAREER HIGHLIGHTS

- Spent 14 years in the NFL with five different teams, and was widely recognized for his mentoring role with quarterback teammates including Brett Favre, Tim Couch, Michael Vick and Matt Schaub
- Drafted by the Green Bay Packers in the ninth round of the 1992 NFL draft where he spent four years as the backup to Brett Favre before signing with the Philadelphia Eagles in 1996
- Became the Eagles starting QB later in 1996 and posted a 4-0 record in his first four starts
- Finished the '96 season with 2,911 yards and 15 touchdowns, leading Philadelphia to a 7-4 record and an NFC playoff appearance while posting a passer rating of 80.8 to rank No. 4 among NFC quarterbacks
- Joined another former BYU quarterback in Steve Young for one season in 1998 with the San Francisco 49ers
- Filling in for an injured Young, threw for 276 yards and three touchdowns to beat the Carolina Panthers 25-23
- As a member of the 1999 Cleveland Browns, mentored rookie Tim Couch and started two games before missing the 2000 season due to injury
- NFL career continued with the Detroit Lions for three seasons from 2001-03, and then he moved on to the Atlanta Falcons where he mentored Michael Vick and Matt Schaub
- During his career, Detmer played in 54 games and totaled 6,351 yards and 35 touchdowns.

BYU PLAYING CAREER HIGHLIGHTS

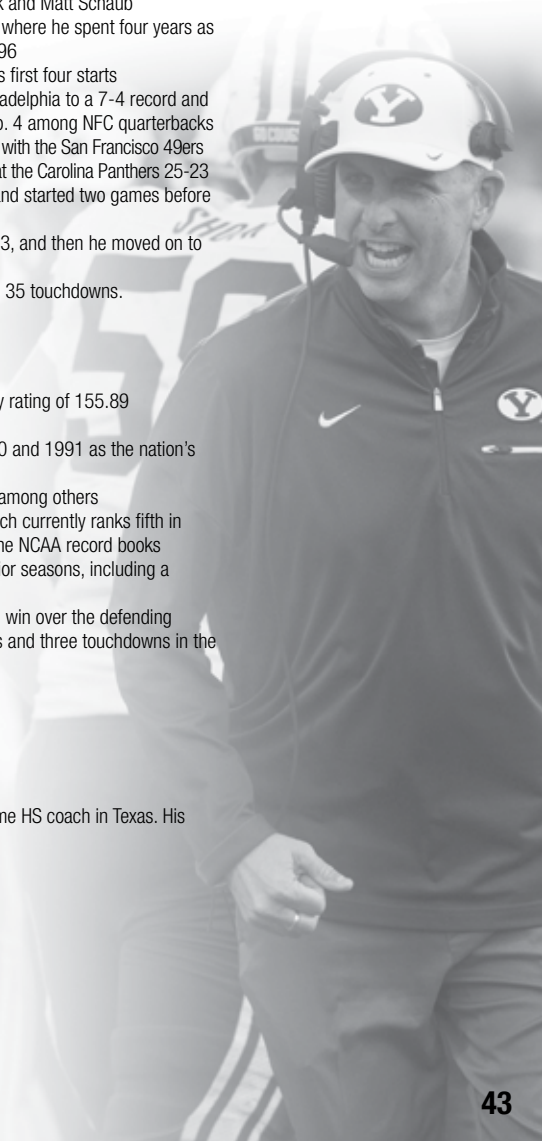
- College Football Hall of Fame inductee
- Played quarterback for the Cougars from 1987-1991
- Heisman Trophy winner in 1990 with 5,188 yards, 41 TDs and an efficiency rating of 155.89
- Recipient of the Maxwell Award and Sammy Baugh Trophy
- Two-time Davey O'Brien Award winner and consensus All-American in 1990 and 1991 as the nation's top quarterback
- Holds BYU career records for passing yards, touchdowns and total offense among others
- Playing under LaVell Edwards, Detmer threw for 15,031 passing yards, which currently ranks fifth in NCAA history and his 121 career touchdown passes is tied for seventh in the NCAA record books
- Threw for more than 4,000 yards in each of his sophomore, junior and senior seasons, including a school-record 5,188 yards in 1990
- Kicked off his Heisman campaign early in the season in 1990 with a 28-21 win over the defending national champion No. 1 Miami Hurricanes in Provo, throwing for 406 yards and three touchdowns in the historic victory

EDUCATION

- BYU (1991): B.A. Recreation Administration

FAMILY

- Wife is Kim and they have four daughters, Kaili, Aubri, Mayci and Rylii.
- Brother Koy played QB at Colorado and NFL while father, Sonny is a long time HS coach in Texas. His nephew Koy Detmer Jr., is a QB at BYU.





'ILAISA TUIAKI *DEFENSIVE COORDINATOR/*

DEFENSIVE LINE COACH

ALMA MATER: Southern Utah University, 2006

COACHING EXPERIENCE

- **BYU:** Defensive Coordinator & Linebackers (2016-present)
- **OREGON STATE:** Linebackers & Special Teams (2015)
- **UTAH:** Defensive Line (2013-14) Fullbacks, Tight Ends (2012)
- **UTAH STATE:** Running Backs (2011), Running Backs & Special Teams (2009-10)
- **UTAH:** Defensive Graduate Assistant (2008)
- **KEARNS HS:** Offensive Coordinator (2007), Receivers & Outside Linebackers (2006)

COACHING HIGHLIGHTS

- Coached 2016 BYU defense ranked No. 2 in turnovers gained (31), No. 4 in interceptions (21), No. 9 in run defense (112.85) and No. 14 in scoring defense (19.5)
- Nominee for the Broyles Award in 2013 for the nation's top assistant coach—the only non-coordinator to receive such recognition
- Top-five finalist in 2014 for the Football Scoop Defensive Line Coach of the Year honor
- Coached four Pac-12 postseason honorees at Utah, including first teamers Nate Orchard in 2014 and Trevor Reilly in 2013
- Orchard was also named the Morris Trophy recipient as the Pac-12's top lineman and the nation's top defensive end by winning the Ted Hendricks Award before being selected by the Cleveland Browns in the second round of the 2015 NFL draft
- Under Tuiaki, Utah led the nation in overall sacks in 2014 with 55 and was sixth for average tackles for loss per game at 7.9 after ranking second in sacks per game in 2013 at 3.25
- At Utah State, served as the running backs coach and special teams and recruiting coordinator from 2009-11
- Helped the Aggies finish sixth nationally in rushing (282.7 yards per game) as running back Robert Turbin was named the 2011 WAC Offensive Player of the Year, rushing for 1,517 yards and a school-record 19 touchdowns
- Two Utah State running backs were drafted during Tuiaki's time as the position coach, including Turbin and Michael Smith

PLAYING EXPERIENCE

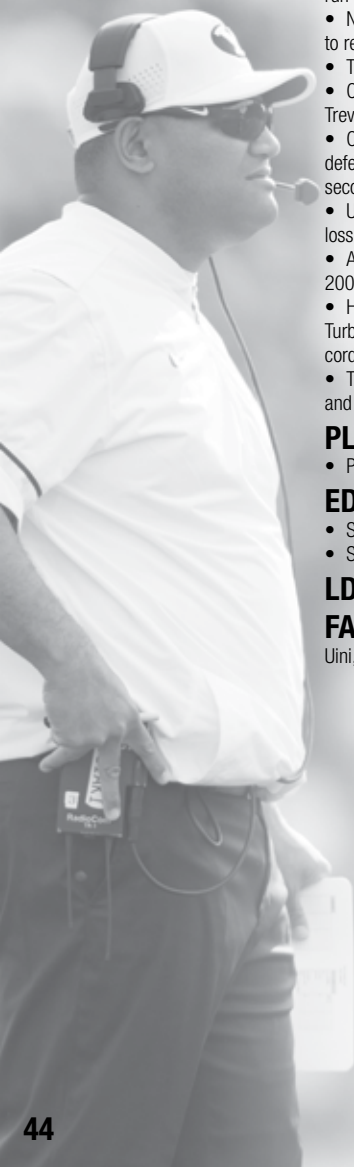
- Played running back at Southern Utah and Snow College

EDUCATION

- SUU (2006): B.A. English and Physical Education
- Snow College (2004)

LDS MISSION: New York City

FAMILY: Wife is Viola, and they have six children, sons Laveatu'u, Lolo and Hilamani, and daughters Uini, Leisinia and Heilala



OFFENSIVE LINE COACH **MIKE EMPEY**

ALMA MATER: BYU, 1995

COACHING EXPERIENCE

- **BYU:** Offensive Line (2016-present), Tight Ends (2001-04), Offensive Tackles & Tight Ends (2000), Graduate Assistant (1994-96)
- **AMERICAN FORK HS:** Offensive Coordinator (2012-14)
- **SNOW COLLEGE:** Head Coach (1999)
- **UNLV:** Tight Ends (1997-98)

COACHING CAREER HIGHLIGHTS

- Coached Freshman All-American Thomas Shoaf (2016)
- 2016 offensive line unit helped BYU to eight games of 200 or more rushing yards
- Coached NFL draft picks at BYU: Tevita Ofahengaue, Doug Jolley, Spencer Nead, Dustin Rykert and Dennis Pitta
- Also coached NFL players Daniel Coats and Gabe Reid
- Helped Snow College to 7-3 season and led nation in passing offense

BYU PLAYING CAREER HIGHLIGHTS

- Played with current offensive coordinator Ty Detmer in 1987 and 1991
- A four-year letterwinner, helped BYU to bowl games all four years
- Part of BYU offense that was top-10 nationally in total offense from 1991-93
- Earned All-WAC academic honors a junior and senior, served as team captain as a senior and earned All-WAC honors in 1993
- Signed free agent NFL contract with Dallas Cowboys

EDUCATION: BYU (1995)

LDS MISSION: San Jose, California

FAMILY: Wife is Stephanie and they have four children



RUNNING BACKS COACH **RENO MAHE**

ALMA MATER: BYU, 2015

COACHING EXPERIENCE

- **BYU:** Running Backs (2016-present)

COACHING CAREER HIGHLIGHTS

- Coached BYU's all-time leading rusher Jamaal Williams to best season in career with 1,375 rushing yards in 2016
- Has coached at various football camps across the country since 2007, including the Ty Detmer Camp
- Serves on the Polynesian Football Hall of Fame Board of Directors and has served on the Boys and Girls Club Board of Directors

NFL PLAYING CAREER HIGHLIGHTS

- Spent five seasons in the NFL with the Philadelphia Eagles
- Played in Super Bowl XXXIX as a member of the 2004 NFC Championship team
- Led the NFL in punt return average in 2005

COLLEGE PLAYING CAREER HIGHLIGHTS

- One of the best all-purpose players in Cougar history, totaling 166 receptions for eighth all-time, 2,163 receiving yards for 13th and is 11th in all-purpose yards with 3,417
- Best season was as a junior in 2001 when he led the Mountain West Conference with 91 receptions, 1,211 yards and nine touchdowns, earning all-conference honors
- Named a Junior College Gridwire Second Team All-American in a stint at Dixie College where he led the nation in receiving with 57 receptions, 1,387 yards and 19 touchdowns

EDUCATION: BYU (2015)

FAMILY: Mahe, who has eight children, is married to former BYU volleyball freshman All-American Sunny Tonga



**BEN CAHOON** *WIDE RECEIVERS COACH***ALMA MATER: BYU, 1998****COACHING EXPERIENCE**

- **BYU:** Receivers Coach (2016-present, 2011-12)

COACHING HIGHLIGHTS

- Coached four receivers in 2016 that each had at least 300 yards and 25-plus receptions
- Coached BYU all-time leading receiver Cody Hoffman to his best collegiate season with 100 receptions, 1,248 yards in 2012

PROFESSIONAL EXPERIENCE

- Inducted into the Canadian Football Hall of Fame in 2014
- Played in the Canadian Football League for 13 years and is the league's all-time receptions leader with 1,017 receptions
- Played entire career in Montreal, helping the Alouettes to three Grey Cup titles
- CFL Grey Cup career leader with 46 receptions and 658 yards and was a 10-time division all-star in the CFL

BYU PLAYING CAREER HIGHLIGHTS

- Academic All-American and team captain in 1997 and led BYU in receiving with 931 receiving yards on 57 receptions
- All-WAC Second Team and College Sporting News All-American honorable mention in 1997 and was a member of the 1996 Cotton Bowl championship team

EDUCATION: BYU (1998): B.A. Pre-Physical Therapy**LDS MISSION:** Philadelphia**FAMILY:** Married to the former Kimberli Herbert and they have four daughters: McKelle, Kylee, Camri and Hallie**STEVE CLARK** *TIGHT ENDS COACH***ALMA MATER: BYU, 1992****COACHING EXPERIENCE**

- **BYU:** Tight Ends (2016-present), G.A. w/offensive line & special teams (2005-07)
- **WEBER STATE:** Offensive Coordinator & Quarterbacks (2014-15)
- **SUU:** Offensive Coordinator, Quarterbacks (2008-13)
- **UTAH:** Defensive Assistant (2004), Director of Operations (2002)
- **SAINT MARY'S:** Passing Game Coordinator (2003),
- **PROVO HS:** Offensive Coordinator (1997-00), Assistant (1994-96)

COACHING HIGHLIGHTS

- Coached BYU's tight ends to 21 receptions, 234 yards and three touchdowns
- Helped Weber State to its first winning season in five years, going 6-5 in 2015
- Had 10 players earn Big Sky All-Conference honors during his two years at Weber State, including first-team Walter Camp All-America offensive line selection Joe Hawkins
- Directed SUU offense its first FCS playoff berth in school history in 2013
- Quarterback Brad Sorensen and wide receiver Tysson Poots each earned Great West Conference Offensive MVP honors at SUU. Sorensen finished his career with several SUU passing records and was drafted in the 2012 NFL Draft by the San Diego Chargers while Poots was a two-time All-American and the school's all-time leader in receptions, receiving yards and touchdowns.

EDUCATION

- BYU (1992): B.A. Communications

MISSION: Lima, Peru**FAMILY:** He and his wife Suzanne have four children

LINEBACKERS COACH **STEVE KAUFUSI****ALMA MATER: BYU, 1994****COACHING EXPERIENCE**

- **BYU:** Linebackers (2017-present), Defensive Line (2002-2016)
- **UTAH:** Defensive Ends (1997-01), Defensive Line (1995-96), Graduate Assistant (1994)

COACHING CAREER HIGHLIGHTS

- Coached NFL prospect Harvey Langi in 2016 on the defensive line
- Defensive line unit in 2015 posted 19.5 sacks, contributing to program-best 40 sacks for the season
- Helped Bronson Kaufusi to senior season of 11 sacks and 20 tackles for loss in 2015
- Coached defensive line on No. 3 ranked BYU defense in 2012 (266.1 yards per game), along with No. 2 rushing defense (86.92 ypg)
- Coached No. 5 NFL draft pick and Pro Bowler Ezekiel "Ziggy" Ansah
- Led BYU defensive line as part of the No. 13 overall defense in 2011 and No. 19 rushing defense
- Coached defensive line that contributed to the No. 10 scoring defense in the country in 2006, the No. 9 rush defense and scoring defense and No. 10 total defense in the nation in 2007 and the No. 21 rush defense in the country in 2009
- Coached three-time All-MWC honoree and Super Bowl winner Brady Poppinga (2001-04), all-time MWC sack leader Jan Jorgensen (2006-09) and All-MWC First Teamer Vic So'oto (2005-10)

**PLAYING CAREER HIGHLIGHTS**

- Drafted in the 12th round by the Philadelphia Eagles in 1988
- Played for the London Monarchs of the World League of American Football (1992)
- All-WAC honorable mention as a DL at BYU in '87 and an All-conference player at Dixie College in '84

EDUCATION: BYU (1992): B.A. Communications**LDS MISSION:** Tonga**FAMILY:** Married to Michelle Garrick and they have five children, including former players Alexis (BYU basketball), Bronson (BYU football/basketball) and current player Corbin Kaufusi*CORNERBACKS COACH* **JERNARO GILFORD****ALMA MATER: BYU, 2004****COACHING EXPERIENCE**

- **BYU:** Cornerbacks (2016-present)
- **SUU:** Secondary (2014-15)
- **WHITTIER COLLEGE:** Graduate Assistant Cornerbacks & Special Teams (2012-13)

COACHING CAREER HIGHLIGHTS

- Coached BYU corners on defense that ranked No. 2 in interceptions with 21
- SUU's defense had 20 interceptions for No. 3 in the FCS in 2015 and ranked No. 9 in opponent pass efficiency rating (102.5), an improvement from 111th in 2014
- Coached two Big Sky All-Conference first teamers in cornerback LeShaun Sims and safety Miles Killebrew in 2015

BYU PLAYING CAREER HIGHLIGHTS

- Played in 37 games at corner with 28 starts, totaling 10 career interceptions with his best year in 2001 when he earned first-team All-MWC honors and started all 14 games including the Liberty Bowl against No. 22 Louisville
- Totaled 56 tackles and led the team with six picks, returning them 131 yards, including a 50-yard interception return against Utah to seal BYU's 24-21 victory in 2001
- In 2001, his six interceptions ranked tied for No. 6 in the nation
- Entered his junior season with preseason All-America accolades and was named the 15th-best corner by Phil Steele

**EDUCATION**

- Whittier College (2014): M.A. Education
- BYU (2004): B.A. Sociology

FAMILY: Wife is Brittany, and they have one son, Jernaro, Jr.

NU'U TAFISI

DIRECTOR OF FOOTBALL STRENGTH AND CONDITIONING

ALMA MATER: CALIFORNIA, 1996

COACHING EXPERIENCE

- **BYU:** Director of football strength and conditioning (2016-present)
- **USC:** Strength and conditioning assistant coach (2015)
- **UTAH:** Strength and conditioning assistant coach (2012-14)
- **BOISE STATE:** Strength and conditioning graduate assistant (2011)
- **CAL:** Strength and conditioning intern (2010)

PLAYING CAREER HIGHLIGHTS


- Played two seasons with the Seattle Seahawks after signing free agent deal
- Started 24 of 25 games at Cal in 2005-06
- Totaled 70 tackles and nine sacks during his two seasons at defensive end with the Bears
- Played on the 2005 team that defeated BYU in the Las Vegas Bowl
- Earned second team All-Pac 10 recognition both seasons
- Awarded the Cal's Joe Roth Award for courage, attitude and sportsmanship as a senior
- Played two years at Mt. San Antonio Junior College
- Was a JC All-American in 2004 after totaling 16 sacks and 23 tackles for loss

EDUCATION

- B.A. California, Berkeley (2006)
- Master's in kinesiology, Boise State (2013)

MISSION: Samoa

FAMILY: Married and has two children



DALLAS REYNOLDS

GRADUATE ASSISTANT - OFFENSE

- Played offensive line at BYU from 2005-08
- Started 50 games in his career
- 2008 College Football News All-America Honorable Mention
- 2005 Rivals.com Freshman All-American Second Team and Sporting News Freshman Third Team
- Played in 50 NFL games over seven seasons with the Philadelphia Eagles and New York Giants



JAN JORGENSEN

GRADUATE ASSISTANT - DEFENSE

- Played at BYU from 2005-09
- BYU's career sack leader (since 2000) with 30 sacks
- Three-time All-MWC First Team Selection
- Started every game of his career (39)



HARVEY UNGA

GRADUATE ASSISTANT - OFFENSE

- Played at BYU from 2006-10
- BYU's No. 2 career rusher with 3,455 yards
- Spent 2010-13 with the Chicago Bears
- MWC Freshman of the Year (2007)
- Three 1,000-yard rushing seasons



VINCE FEULA

GRADUATE ASSISTANT - DEFENSE

- Played at BYU from 2004-05
- Also played DL at Arizona and Cerritos JC
- Earned JC All-America honors as a sophomore
- Played in 22 games at BYU, starting 10 at nose tackle



RUSSELL TIALAVEA
DIRECTOR OF
FOOTBALL OPERATIONS



TEVITA OFAHENGAUE
DIRECTOR OF
RECRUITING OPERATIONS



JACK DAMUNI
DIRECTOR OF PLAYER
PERSONNEL



JASEN AH YOU
DIRECTOR OF FOOTBALL
ATHLETIC RELATIONS



SIONE KINIKINI
DIRECTOR OF PLAYER
DEVELOPMENT



MICK HILL
DIRECTOR OF
EQUIPMENT OPERATIONS



ERROL SEAVER
DIRECTOR OF VIDEO AND
TECHNOLOGY



NATE BURK
COMPLIANCE COORDINATOR



JUSTIN MCCLURE
FOOTBALL STRENGTH AND
CONDITIONING COACH



AJ MIDDLETON
FOOTBALL STRENGTH AND
CONDITIONING COACH



MEIKEL REECE
EXECUTIVE ASSISTANT



CLAY AUCOIN
FINANCIAL ASSISTANT



STEVE PINCOCK
HEAD FOOTBALL TRAINER



BRETT MORTENSEN
SPORTS MEDICINE
REHAB COORDINATOR



TREVOR WILSON
DIRECTOR OF STUDENT
ATHLETE ACADEMIC CENTER



JIM HAMBLIN
FOOTBALL ACADEMIC
ADVISOR



There are 20 former BYU football players on the football and athletic administration staff. Members of the staff were part of Cougar teams that won the 1980 “Miracle Bowl,” the 1984 National Championship, Heisman Trophy, 1996 Cotton Bowl along with many other accolades.

Tom Holmoe	DB	1978-82	Athletic Director
Kalani Sitake	RB/FB	1994, 97-00	Head Football Coach
Chad Lewis	TE	1993-96	Assoc. AD/Development
Lee Johnson	P	1980-84	Asst. Development Director
Robbie Bosco	QB	1981-85	Varsity Club/Development
Fui Vakapuna	RB	2002-03, 06-08	Assistant to the AD
Ed Lamb	LB/DE	1994-96	Asst. HC/Safeties
Ty Detmer	QB	1987-91	Offensive Coordinator/QBs
Steve Kaufusi	DL	1985-87	Linebackers
Mike Empey	OL	1987, 91-93	Offensive Line
Ben Cahoon	WR	1995-97	Wide Receivers
Reno Mahe	RB	1998-99, 01-02	Running backs
Jernaro Gilford	DB	1999-03	Cornerbacks
Russell Tialavea	DL	2005-09, 12	Director of Football Operations
Tevita Ofahengaue	TE	1997-00	Director of Recruiting Operations
Jack Damuni	DB	1993-94	Director of Player Personnel
Vince Feula	DL	2004-05	Graduate Assistant/Defense
Dallas Reynolds	OL	2005-08	Graduate Assistant/Offense
Jan Jorgensen	DL	2005-09	Graduate Assistant/Defense
Harvey Unga	RB	2006-09	Graduate Assistant/Offense

TOM HOLMOE

Director of Athletics

Tom Holmoe was named Director of Athletics at Brigham Young University on March 1, 2005. He oversees a nationally recognized program with 21 intercollegiate sports, involving more than 600 student-athletes and a staff of 190 people.

Since Holmoe's appointment, BYU has captured more than 100 conference regular-season or postseason championships, and over 200 student-athletes have earned All-America status. Under his tutelage, both the football and men's basketball teams have enjoyed tremendous success. BYU earned a bowl invitation 12 years running, while the men's basketball program put together a string of 12 consecutive 20-win seasons and has made the postseason every year, including a NCAA Sweet-16 run in 2011.



A former Cougar defensive back from 1978-82, Holmoe returned to BYU in July 2001 as Associate Athletics Director for Development. As part of his responsibilities, he supervised the Cougar Club, served as the department's liaison with the LDS Foundation, served on the BYU Alumni Association Board of Directors and worked on the capital campaign to raise funds for the university's new athletic facilities. Holmoe served on the NCAA Division I men's basketball selection committee from 2014-2017.

A native of La Crescenta, Calif., Holmoe came to BYU on a football scholarship in 1978. He earned first-team All-WAC honors as a senior in 1982 and was selected in the fourth round of the 1983 NFL Draft by the San Francisco 49ers. Over a seven-year NFL career, he played on three Super Bowl championship teams with the 49ers in 1984, 1988 and 1989.

After retiring from professional football, Holmoe returned to BYU to serve as a graduate assistant under LaVell Edwards from 1990-91 and later accepted an offer from Bill Walsh to become the Stanford secondary coach in 1992, where he remained for two seasons. In 1994, he returned to the 49ers as defensive backfield coach for two seasons, where he earned a fourth Super Bowl ring. Two years later Holmoe joined the University of California staff as defensive coordinator and later became the head coach from 1997-2001.

Holmoe graduated from BYU with a degree in Zoology in 1983 and received a master's degree from BYU in Athletic Administration in 1995. He and his wife, Lori, have four children and four grandchildren.



BRIAN SANTIAGO
Sr. Associate AD/Operations



LIZ DARGER
Associate AD/SWA



DALLAN MOODY
Associate AD/Finance



CHAD LEWIS
Associate AD/Development



DUFF TITTLE
Associate AD/Communications



DAVID ALMODOVA
Assistant AD/Marketing



BYU'S HISTORY

The 1875 establishment of the Brigham Young Academy offered an academically stimulating and gospel-oriented education to 29 students. The one-acre school grounds presided over by Karl G. Maeser have since developed into 560 acres and about 300 buildings. The foundation of the University thrives with the fourfold focus of being 1) spiritually strengthening, 2) intellectually enlarging, 3) character building, leading to 4) lifelong learning and service.

Brigham Young University provides an outstanding education in an atmosphere consistent with the standards and principles of its sponsor, The Church of Jesus Christ of Latter-day Saints.

BYU MISSION STATEMENT

The mission of Brigham Young University — founded, supported, and guided by The Church of Jesus Christ of Latter-day Saints — is to assist individuals in their quest for perfection and eternal life. That assistance should provide a period of intensive learning in a stimulating setting where a commitment to excellence is expected and the full realization of human potential is pursued.

All instruction, programs, and services at BYU, including a wide variety of extracurricular experiences, should make their own contribution toward the balanced development of the total person. Such a broadly prepared individual will not only be capable of meeting personal challenge and change but will also bring strength to others in the tasks of home and family life, social relationships, civic duty, and service to mankind.

To succeed in this mission the university must provide an environment enlightened by living prophets and sustained by those moral virtues which characterize the life and teachings of the Son of God. In that environment these four major educational goals should prevail:

- All students at BYU should be taught the truths of the gospel of Jesus Christ. Any education is inadequate which does not emphasize that His is the only name given under heaven whereby mankind can be saved. Certainly all relationships within the BYU community should reflect devout love of God and a loving, genuine concern for the welfare of our neighbor.
- Because the gospel encourages the pursuit of all truth, students at BYU should receive a broad university education. The arts, letters, and sciences provide the core of such an education, which will help students think clearly, communicate effectively, understand important ideas in their own cultural tradition as well as that of others, and establish clear standards of intellectual integrity.
- In addition to a strong general education, students should also receive instruction in the special fields of their choice. The university cannot provide programs in all possible areas of professional or vocational work, but in those it does provide the preparation must be excellent. Students who graduate from BYU should be capable of competing with the best in their fields.
- Scholarly research and creative endeavor among both faculty and students, including those in selected graduate programs of real consequence, are essential and will be encouraged.

In meeting these objectives BYU's faculty, staff, students, and administrators should also be anxious to make their service and scholarship available to The Church of Jesus Christ of Latter-day Saints in furthering its work worldwide. In an era of limited enrollments, BYU can continue to expand its influence both by encouraging programs that are central to the Church's purposes and by making its resources available to the Church when called upon to do so.

We believe the earnest pursuit of this institutional mission can have a strong effect on the course of higher education and will greatly enlarge Brigham Young University's influence in a world we wish to improve.



KEVIN J. WORTHEN

University President

Kevin J. Worthen began serving as the 13th president of Brigham Young University on May 1, 2014. He previously served as BYU's advancement vice president and as dean of its J. Reuben Clark Law School.

MATTHEW O. RICHARDSON

Advancement Vice President

Matthew O. Richardson was appointed on May 14, 2014. He oversees athletics, University Communications, BYU Broadcasting, alumni, external relations and philanthropy.





DISTINGUISHED FACULTY

Faculty members hold advanced degrees from universities around the world. Their achievements are compelling and wide-ranging as they pursue consequential research work that is making a real difference. Alleviating hunger worldwide through more efficient agriculture, finding low-pollution energy alternatives and making significant contributions to the strengthening of families are among their many pursuits. Faculty members are regularly called upon to head national and international professional organizations and to consult with corporate and governmental entities. Above all, these high-principled men and women share an unmatched devotion to bringing the best possible education to their students.

PREPARATION FOR THE FUTURE

A strong curriculum delivered by outstanding faculty is key to the academic excellence of BYU graduates. From business management to nursing, from the humanities to engineering, the University's 11 colleges -- supported by comprehensive offerings from religious education -- continue to be internationally recognized for the quality of their education and the professional preparation they provide. In addition to the challenging course work and hands-on research, numerous programs offer academic and service outreach opportunities. Study abroad centers, distance-learning courses and worldwide performing arts tours are a few of the offerings that enrich BYU's academic experience.

- 178 undergraduate majors
- 109 undergraduate minors
- 68 master's programs
- 26 doctorate programs

HONOR CODE

BYU's Honor Code helps maintain this learning environment. Initiated by students in 1949, the Honor Code emphasizes being honest, living a chaste and virtuous life, abstaining from alcohol and tobacco, using clean language, and following other values in line with the doctrines of the Church of Jesus Christ of Latter-day Saints.

BYU IN TOP RANKINGS

1. Accounting Program
Bloomberg Businessweek
1. Best university to work for
Forbes/Glassdoor 2014
1. Best-value private law school
National Jurist 2015
2. Undergraduate entrepreneurship
Entrepreneur 2016
2. Highest Yield (admitted students who enroll)
U.S. News & World Report
3. Master of Accountancy Program
Public Accounting Report
3. Accounting Program
U.S. News and World Report 2015
3. Graduates with the least debt
U.S. News and World Report 2015
3. Best Value MBA Program
Market Watch
5. Best Colleges
Money, 2016
5. Graduates who go on to earn doctorates
Survey of Earned Doctorates, National Opinion Research Center
7. Graduate entrepreneurship
Entrepreneur 2016
11. Top graduates, rated by recruiters
Wall Street Journal
16. Best Value School
U.S. News and World Report 2015
18. Best Undergraduate Business
Business Week
21. MBA Program
Forbes 2015
27. MBA Program
Bloomberg Businessweek 2015
29. Study abroad programs
Department of State 2014
38. Best Law School
U.S. News and World Report 2016





MISSIONARY SERVICE

Brigham Young University is owned and operated by The Church of Jesus Christ of Latter-day Saints. The missionary emphasis of the Church is perhaps one of its most recognized characteristics. Since the organization of the Church in 1830, over one million missionaries have served.

The Church operates 422 missions around the world in over 150 nations, speaking over 160 languages. A mission covers a geographic area and has a central headquarters. Each is presided over by a mission president, who is called from the ranks of the Church membership to serve for a period of three years. The mission president directs the work of the missionaries assigned to his mission.

More than 70,000 missionaries representing The Church of Jesus Christ of Latter-day Saints are currently serving proselytizing missions. Most missionaries are young people under the age of 25. Senior couples also have opportunities to serve missions.

Missionaries work with a companion of the same gender during their mission, with the exception of couples, who work with their spouse. Single men serve missions for two years and single women serve missions for 18 months. Missionaries work long hours—seven days a week—teaching the gospel of Jesus Christ and participating in community service.

Missionaries receive their assignment from Church headquarters and are sent only to countries where governments allow the Church to operate. Missionaries do not request their area of assignment and do not know beforehand whether they will be required to learn a language.

Prior to going to their assigned area, missionaries spend a short period of time at one of 15 missionary training centers throughout the world. There they learn how to teach the gospel in an orderly and clear way and, if necessary, they begin to learn the language of the people they will be teaching. The largest training center is in Provo, Utah, with additional centers in Argentina, Brazil, Chile, Colombia, Dominican Republic, England, Ghana, Guatemala, Mexico, New Zealand, Peru, the Philippines, South Africa and Spain.

In addition, over 31,000 individuals (including couples) are given special service assignments and considered Church-service missionaries. Health specialists and doctors go to developing countries where the Church's health services program teaches preventive care. Craftsmen, artisans and construction supervisors train members in local building projects. Agricultural experts train people to produce food more effectively and economically. Other mission assignments include education, family history research and leadership training.

The missionaries pay their own way, occasionally with assistance from friends and family who donate money to the Church to pay for their personal expenses. Contacts with family and friends during this time of service are limited to letters and occasional phone calls to family at special times. Missionaries avoid entertainment, parties or other activities common to this age-group as long as they are on their missions, so they can focus entirely on the work of serving and of teaching others the gospel of Jesus Christ.

The Church of Jesus Christ of Latter-day Saints was officially organized on April 6, 1830 with six members. Today, congregations of the Church total over 30,000. With nearly 16 million members, it is one of the fastest growing religions in the world and one of the largest Christian churches in the United States.

The Church of Jesus Christ of Latter-day Saints is Christian, but is neither Catholic nor Protestant. Rather, it is a restoration of the original church established by Jesus Christ. For more information on the beliefs of the Church of Jesus Christ of Latter-day Saints, visit www.lds.org.



Former quarterback Taysom Hill served two years in Australia before enrolling at BYU. With the age requirement being 19 until 2012, many players in the past had played or redshirted a freshman season and then served. In October of 2012 the church announced the age requirement would now be 18, so many players now choose to serve before enrolling, allowing them to have four or five consecutive seasons with the program.



COUGAR CLUB

WELCOME TO THE CLUB!

With the donations and support of nearly 7,000 members nationwide, the Cougar Club has helped BYU build one of America's strongest collegiate athletic programs. Through its fund-raising and promotional mission, the Cougar Club is ensuring the future success of BYU Athletics.

Loyal Cougar Club members across America are building the foundation for BYU's future athletic victories. The changing nature of collegiate athletics means that to compete at the highest levels, BYU must raise more money every year. The costs associated with being one of the nation's top programs continue to rise dramatically. With that challenge in mind, the support of the Cougar Club and its members becomes an even more important key to the future growth of BYU Athletics.

"BYU's donors and fans make all the difference," says Cougar Club Director Michael Middleton. "For our teams to continue to achieve national prominence, the Cougar Club needs to continue to grow."

FUNDING

Cougar Club donations are used for many vital projects, including:

- Funding athletic scholarships for student athletes who represent the University in 21 different sports.
- Providing recruiting expenses to help BYU coaches to attract some of the world's premier athletes to Provo, Utah.
- Building athletics facilities including the new Football Weight Room, the new Marriott Center Annex, the Indoor Practice Facility, and the Student Athlete Building.
- Supporting the Student Athlete Academic Center, including sponsoring academic tutoring for student athletes and funds to provide spring/summer and post-eligibility scholarships that assist current and former athletes to finish their degrees.

CONTRIBUTION LEVELS

There is a Cougar Club membership level for every fan who wants to help BYU continue to build a strong athletic tradition. Annual Members make tax-deductible Cougar Club contributions of between \$60 and \$2,500 each year, based on their financial ability to give and the athletic benefits they want to receive. Legacy Members make an initial contribution of \$10,000 and an annual sustaining gift of \$1,250 or more. To acknowledge the generosity of Club Members, the athletic department makes a number of benefits available to Club Members, including priority seating, parking passes, and Club events. However, the greatest benefit of membership is knowing that the Cougar Club is helping BYU Athletics continue to be one of the nation's top collegiate athletic programs and making a difference in the lives of more than 600 BYU student athletes.

COUGAR CLUB BENEFITS

- Seating priority for home and away sporting events, bowl games and postseason tournaments
- Tax deduction
- Parking passes
- Cougar Club Newsletter and athletic publications
- Monthly luncheons with BYU coaches and athletes
- Invitation to annual Y-Awards Banquet
- Privileges and invitations for Club events and Club travel
- Discounts on exclusive BYU merchandise and commemorative memorabilia
- Cougar Club nights at Olympic sporting events

For more information about the Cougar Club, call 801-422-2583 or visit www.cougarclub.com.



LAVELL EDWARDS STADIUM

“YOU GUYS WILL AGREE THAT [LAVELL EDWARDS] STADIUM IS ONE OF THE PRETTIEST SETTINGS OF COLLEGE FOOTBALL. THIS STADIUM IS JUST UNBELIEVABLE.”

— KIRK HERBSTREIT

ESPN COLLEGE FOOTBALL ANALYST

LAVELL EDWARDS STADIUM

CAPACITY: 63,470

CONSTRUCTED: 1960 (COUGAR STADIUM)

EXPANDED: 1982

RENAMED: 2000

PLAYING SURFACE: NATURAL GRASS

ELEVATION: 4,338



PICTURE PERFECT

With its 63,470-seat capacity, new video walls and immaculate press boxes, LaVell Edwards Stadium is home to legendary BYU football. Since its expansion in 1982, the stadium has consistently ranked among the nation's top 30 in attendance every year. Some of the stadium's well-known features include a box-bowl seating configuration, a grass playing surface and a four-level press box.

THE FIELD

The field is covered with a sand-based natural turf capable of draining eight inches of rain per hour. The well-kept grass field is consistently deemed one of the best in the country.

EXPANSION/SEATING CAPACITY

As a result of increased seating demands, BYU made yet another renovation in 1982, adding stands to the north and south end zones, lowering the field eight feet and removing the track surrounding the field (which hosted the 1967 and 1975 NCAA Track and Field Championships). The stadium expansion increased the seating capacity to over 65,000. The crowd of 64,253 that gathered for BYU's first game in the expanded stadium on September 25, 1982 was reportedly "the largest gathering ever in Utah history" at the time. In 2003 BYU added a luxury "Club Seating" area to the east stands taking the capacity of Edwards Stadium down to 64,045. In 2010 and 2011 BYU created additional wheelchair access inside the stadium, which reduced the capacity by 575 seats to 63,470.





LAVELL EDWARDS STADIUM ATTENDANCE

YEARLY LES ATTENDANCE (1987-2016)

Year	Gm	Home	Home Avg.
2016	6	351,413	58,569
2015	6	351,191	58,532
2014	6	342,842	57,141
2013	6	367,349	61,225
2012	6	366,965	61,161
2011	7	421,858	60,265
2010	6	368,283	61,380
2009	6	385,416	64,236
2008	6	384,613	64,102
2007	6	386,980	64,497
2006	6	363,146	60,524
2005	6	349,222	58,204
2004	6	350,849	58,475
2003	6	369,003	61,500
2002	6	373,055	62,176
2001	6	362,699	60,450
2000	6	363,711	60,619
1999	6	391,111	65,185
1998	6	376,210	62,702
1997	6	389,362	64,894
1996	7	440,576	62,939
1995	6	371,780	61,963
1994	6	364,913	60,819
1993	6	392,676	65,446
1992	6	390,476	65,079
1991	6	394,978	65,830
1990	6	396,011	66,002
1989	6	392,252	65,375
1988	6	386,774	64,462
1987	6	391,335	65,223

TOP 10 STADIUM CROWDS (AFTER 2003 STADIUM MODIFICATIONS)

Date	Opponent	Attendance
Sept. 4, 2004	Notre Dame	65,251
Nov. 24, 2007	Utah	64,749
Oct. 24, 2009	TCU	64,641
Sept. 1, 2007	Arizona	64,525
Oct. 20, 2007	Eastern Washington	64,522
Sept. 22, 2007	Air Force	64,502
Nov. 22, 2003	Utah	64,486
Nov. 3, 2007	Colorado State	64,441
Nov. 19, 2005	Utah	64,312
Nov. 28, 2009	Utah	64,301

LAVELL EDWARDS STADIUM HOME RECORD (1964-2016)

2016	5-1	1989	5-1
2015	6-0	1988	6-0
2014	4-2	1987	4-2
2013	5-1	1986	4-2
2012	5-1	1985	5-1
2011	6-1	1984	6-0
2010	5-1	1983	5-0
2009	4-2	1982	4-1
2008	6-0	1981	4-1
2007	6-0	1980	6-0
2006	6-0	1979	5-0
2005	3-3	1978	4-1
2004	3-3	1977	5-0
2003	1-5	1976	5-1
2002	4-2	1975	3-2
2001	6-0	1974	4-1
2000	4-2	1973	3-3
1999	4-2	1972	3-2
1998	6-0	1971	1-3
1997	4-2	1970	3-2
1996	7-0	1969	4-1
1995	4-2	1968	0-5
1994	4-2	1967	5-0
1993	3-3	1966	4-2
1992	4-2	1965	3-1
1991	6-0	1964	3-2
1990	6-0	Total 236-70	

TOP 5 STADIUM CROWDS (BEFORE 2003 STADIUM MODIFICATIONS)

Date	Opponent	Attendance
Oct. 16, 1993	Notre Dame	66,247
Sept. 8, 1990	Miami	66,235
Nov. 17, 2001	Utah	66,149
Nov. 18, 1989	Utah	66,110

BEST ATTENDANCE IN THE WEST (2016)

School	Attendance
1. USC	68,459
2. UCLA	67,459
3. Washington	64,589
4. BYU	58,569
5. Oregon	54,677



EQUIPMENT AND LOCKER ROOMS

The 75-yard-long locker room is patterned after the NFL's Philadelphia Eagles. There is also a special locker room for former BYU players who want to train in Provo during the offseason.

TRAINING FACILITIES

Sponsored by Dynatronics, this area features a rehabilitation room and a hydro area with a cold pool, a hot tub with power jets, a treadmill pool with two cameras and a doctor's office. Trainers provide electrical stimulation and ultra sound treatments as well as bikes, treadmills and Cybex machines.

STRENGTH AND CONDITIONING CENTER/ PLAYERS' LOUNGE

The football team's Strength and Conditioning Center is conveniently located with easy access from the football locker room in the Student Athlete Building and to the team's practice fields. Most of the equipment was custom built by Free Motion and is sponsored by Icon Health and Fitness. With a new 2,500 square foot addition completed for the 2017 season, the facility features 20 full power racks with platforms as well as reverse hypers, Tomahawk spinning bikes and TVs, Nordic Track incline trainers, Versaclimbers, Scifit upper body bikes, Woodway force treadmills, H/P Cosmos treadmills with Pneu Weight devices, vibratory boards, a step mill, dumbbell areas and a medicine ball wall. Another new addition perched above the Strength and Conditioning Center from a second-floor overlook is the new players' lounge for the team. The lounge features several flat screen television and gaming consoles, along with other game tables and areas to relax.



STUDENT ATHLETE ACADEMIC CENTER

Tutors and mentors work through these offices. Athletes have access to computers, an interactive classroom, multiple study areas and a large quiet room. Also on staff are a sports psychologist and a nutritionist.

LEGENDS GRILLE

Fans, coaches and athletes can view TV screens, a ticker tape with world wide sports scores or view specialty events on a projection screen while catching a bite to eat.

INDOOR PRACTICE FACILITY

The IPF is 106,000 square feet and had new turf put in during the summer of 2017. The building has retractable goalposts, a sideline staging facility for offensive linemen and serves as a practice facility for football in all forms of weather. The indoor surface is brand new field turf and the building features four video platforms located 40 feet above the playing surface. The IPF also serves as an indoor practice area for soccer, golf, baseball and softball teams and a variety of other sports programs, including extramurals and intramurals.





2017 OPPONENT SERIES RESULTS

PORTLAND STATE

Games played: First meeting



LSU

Games played: First meeting



UTAH

Games Played: 91 (31-56-4)

at Utah: 55 (16-36-3)

at BYU: 35 (15-19-1)

Neutral: 1 (0-1)

Average score: 18.8-23.9

First game: Oct. 14, 1922, Utah won 49-0

Last game: Sept. 10, 2016, Utah won 20-19



WISCONSIN

Games played: 2 (1-1)

at Wisconsin: 2 (1-1)

at BYU: 0 (0-0)

Neutral: 0 (0-0)

Average score: 22.5-15.0

First game: Sept. 20, 1980, BYU won 28-3

Last game: Nov. 9, 2013, Wisconsin won 27-17



UTAH STATE

Games Played: 86 (48-35-3)

at Utah State: 37 (17-18-2)

at BYU: 46 (28-17-1)

Neutral: 3 (3-0)

Average score: 22.6-18.1

First game: Oct. 7, 1922, Utah State won 41-3

Last game: Nov. 26, 2016, BYU won 28-10



BOISE STATE

Games Played: 7 (2-5)

at Boise State: 4 (0-4)

at BYU: 3 (2-1)

Neutral: 0 (0-0)

Average score: 24.9-30.3

First game: Oct. 30, 2003, Boise State won 50-12

Last game: Oct. 20, 2016, Boise State won 28-27



MISSISSIPPI STATE

Games Played: 3 (2-1)

at Mississippi State: 1 (1-0)

at BYU: 1 (1-1)

Neutral: 0 (0-0)

Average score: 32.3-34.3

First game: Sept. 14, 2000, Mississippi St. won 44-28

Last game: Oct. 14, 2016, BYU won 28-21 in 2OT



EAST CAROLINA

Games Played: 1 (1-0)

at East Carolina 0 (0-0)

at BYU: 1 (1-0)

Neutral: 0 (0-0)

Average score: 45.0-38.0

First game: Oct. 10, 2015, BYU won 45-28



SAN JOSE STATE

Games Played: 17 (7-10)

at San Jose State: 9 (3-6)

at BYU: 8 (4-4)

Neutral: 0 (0-0)

Average score: 22.8-21.0

First game: Oct. 25, 1946, SJSU won 14-0

Last game: Nov. 6, 2015, BYU won 17-16



FRESNO STATE

Games Played: 10 (5-5)

at Fresno State: 5 (2-3)

at BYU: 5 (3-2)

Neutral: 0 (0-0)

Average score: 30.3-25.8

First game: Sept. 22, 1956, Fresno State won 26-13

Last game: Nov. 21, 2015, BYU won 52-10



UNLV

Games Played: 19 (16-3)

at UNLV: 8 (8-0)

at BYU: 10 (7-3)

Neutral: 1 (1-0)

Average score: 37.1-18.5

First game: Dec. 2, 1978, BYU won 28-24

Last game: Nov. 15, 2014, BYU won 42-23



UMASS

Games Played: 1 (1-0)

at UMass: 0 (0-0)

at BYU: 1 (1-0)

Neutral: 0 (0-0)

Average score: 51.0-9.0

First game: Nov. 19, 2016, BYU won 51-9



HAWAII

Games Played: 29 (21-8)

at Hawaii: 20 (12-8)

at BYU: 9 (9-0)

Neutral: 0 (0-0)

Average score: 26.8-21.4

First game: Dec. 10, 1930, Hawaii won 49-13

Last game: Sept. 28, 2012, BYU won 47-0



GAME 1 - PORTLAND STATE

SATURDAY, AUGUST 26
LAVELL EDWARDS STADIUM
PROVO, UTAH
TV: ESPN TIME: 1:00 P.M. MT



DID YOU KNOW?

Former BYU quarterback Alex Kuresa finished his career at Portland State. He started 23 games, totaling 4,112 yards passing and 1,613 yards rushing, leading the Vikings to the FCS playoffs in 2015.

2017 SCHEDULE

Aug. 26 at BYU
Sept. 2 at Oregon State
Sept. 16 UC Davis
Sept. 30 Montana
Oct. 7 at Montana State
Oct. 14 Northern Arizona
Oct. 21 at Idaho State
Oct. 28 North Dakota
Nov. 4 at Cal Poly
Nov. 11 Weber State
Nov. 18 at Eastern Washington

VIKINGS INFO

Location Portland, OR
Stadium Providence Park
Capacity 18,627
Surface FieldTurf
Colors Green, white and silver
Nickname Vikings
Founded 1946
Conference Big Sky
President Wim Wiewal
Enrollment 28,076
Athletic Director .Mark Rountree

SERIES INFORMATION

Record vs. Portland State:
First meeting

TEAM INFORMATION

2016 Record3-8
Big Sky Record2-6
Final Ranking..... N/A
Last Bowl 2015 FCS 2nd round
Offensive system ..West coast w/pistol
Defensive system..... 4-3/3-4 Flex

COACHING STAFF

Head Coach.....Bruce Barnum
Years at PS.....Entering 3rd
Record at Portland St ..12-11
DC/LB Malik Roberson
OC/QB..... Steve Cooper
Sp. Tms/RBNick Whitworth
S/Recruiting.....John Ely
DL.....Jason Belford
OLAC Patterson
WREvan Mozzochi
TE/OTMatt Leunen

SPORTS INFORMATION

Media Relations: Mike Lund
Office: (503) 725-5602
E-mail: lundm@pdx.edu
Website: www.goviks.com

GAME 2 - vs. LSU

SATURDAY, SEPTEMBER 2
NRG STADIUM
HOUSTON, TEXAS
TV: ESPN TIME: 8:30 P.M. CT



DID YOU KNOW?

LSU head coach Ed Orgeron was the defensive line coach for Miami in 1990 when BYU defeated the No. 1 Hurricanes behind Heisman Trophy winner and current BYU offensive coordinator, Ty Detmer.

2017 SCHEDULE

Sept. 2 vs. BYU
Sept. 9 Chattanooga
Sept. 16 at Mississippi State
Sept. 23 Syracuse
Sept. 30 Troy
Oct. 7 at Florida
Oct. 14 Auburn
Oct. 21 at Ole Miss
Nov. 4 at Alabama
Nov. 11 Arkansas
Nov. 18 at Tennessee
Nov. 25 Texas A&M

UTES INFO

Location Baton Rouge, LA
Stadium Tiger Stadium
Capacity 102,321
Surface Natural grass
ColorsPurple and gold
Nicknames Tigers
Founded 1860
Conference SEC
President Dr. F. King Alexander
Enrollment 31,527
Athletic Director Joe Alleva

SERIES INFORMATION

Record vs. LSU:
First meeting

TEAM INFORMATION

2016 Record8-4
SEC record5-3
Final Ranking..... 13/14
Last Bowl .. 2016 Buffalo Wild Wings Citrus Bowl
Offensive system Multiple
Defensive system3-4

COACHING STAFF

Head coach Ed Orgeron
Years at LSU.....Entering 2nd
Record at LSU6-2
Years as D1HC ...Entering 6th
Overall D1HC Record ...22-29
Associate HC/DC Dave Aranda
OC Matt Canada
OL Jeff Grimes
TE Steve Ensminger
DL Pete Jenkins
LB Dennis Johnson
WR Mickey Joseph
DB Corey Raymond
Asst. HC/RB/Recruiting
Tommie Robinson

SPORTS INFORMATION

Media Relations: Michael Bonnette
Office: (225)-578-8226
Press Box: (225) 578-6122
E-mail: mbonnet@lsu.edu
Website: www.lsusports.net



GAME 3 - UTAH

SATURDAY, SEPTEMBER 9
LAVELL EDWARDS STADIUM
PROVO, UT
TV: ESPN NETWORKS
TIME: 8:15 P.M. MT



DID YOU KNOW?

BYU head coach Kalani Sitake spent 10 years as a coach at Utah under Kyle Whittingham. Sitake started as the linebackers coach, then defensive coordinator and eventually assistant head coach for the Utes.

2017 SCHEDULE

Aug. 31 North Dakota
Sept. 9 at BYU
Sept. 16 San Jose State
Sept. 22 at Arizona
Oct. 7 Stanford
Oct. 14 at USC
Oct. 21 Arizona State
Oct. 28 at Oregon
Nov. 3 UCLA
Nov. 11 Washington State
Nov. 18 at Washington
Nov. 25 Colorado

UTES INFO

Location . Salt Lake City, Utah
Stadium . Rice-Eccles Stadium
Capacity 45,807
Surface FieldTurf
Colors Red and White
Nicknames Utes
Founded..... 1850
Conference..... Pac-12
President... David W. Pershing
Enrollment..... 31,673
Athletic Director..... Chris Hill

COACHING STAFF

Head Coach Kyle Whittingham
Years at Utah.....Entering 13th
Record at Utah.....104-50
Years as D1HCSame
Overall D1HC RecordSame
DC/S..... Morgan Scalley
OC/QB..... Troy Taylor
Asst. HC/OL..... Jim Harding
Co-Sp. Tms/CB Sharrieff Shah
Co-Sp. Tms/LBJustin Ena
WRGuy Holliday
RBKiel McDonald
DL..... Lewis Powell
TE/Recruiting..... Freddie Whittingham

SERIES INFORMATION

Record vs. Utah: 31-56-4
In Salt Lake City: 16-36-3
Neutral Sites: 0-1
In Provo: 15-19-1
Last Meeting: Sept. 10, 2016
Result: Utah won, 20-19

TEAM INFORMATION

2016 Record9-4
Pac-12 Rec.5-4
Final Ranking.....21/23
Last Bowl 2016 Foster Farms Bowl

Offensive systemSpread
Defensive system.....4-3

SPORTS INFORMATION

Media Relations: Liz Abel
Office: (801) 581-3510
SID Fax: (801) 581-4358
Press Box: (801) 581-4783
E-mail: llabel@hunstan.utah.edu
Website: www.utahutes.com

GAME 4 - WISCONSIN

SATURDAY, SEPTEMBER 16
LAVELL EDWARDS STADIUM
PROVO, UT
TV: ABC OR ESPN TIME: 1:30 P.M. MT



DID YOU KNOW?

This is the longest trip west for a true road game for the Badgers since a 2013 visit to Tempe, Arizona to take on the Arizona State Sun Devils. Wisconsin lost 32-30.

2017 SCHEDULE

Sept. 1 Utah State
Sept. 9 Florida Atlantic
Sept. 16 at BYU
Sept. 30 Northwestern
Oct. 7 at Nebraska
Oct. 14 Purdue
Oct. 21 Maryland
Oct. 28 at Illinois
Nov. 4 at Indiana
Nov. 11 Iowa
Nov. 18 Michigan
Nov. 25 at Minnesota

BADGERS INFO

Location . Madison, Wisconsin
Stadium Camp Randall Stadium
Capacity 80,321
Surface FieldTurf
Colors Cardinal and White
Nicknames Badgers
Founded..... 1848
Conference..... Big Ten
Chancellor.. Rebecca M. Blank
Enrollment..... 43,338
Athletic Director. Barry Alvarez

COACHING STAFF

Head Coach.....Paul Chryst
Years Wisconsin.. Entering 3rd
Record at Wisconsin 21-6
Years as D1HCEntering 6th
Overall D1HC Record ... 40-25
OC/OL..... Joe Rudolph
DC/DB..... Jim Leonhard
ILB..... Bob Bostad
DL..... Inoke Breckterfield
WR Ted Gilmore
Sp. Tms..... Chris Haering
RB John Settle
OLB Tim Tibesar
TE..... Mickey Turner

SERIES INFORMATION

Record vs. Wisconsin: 0-2
In Madison: 0-2
Neutral Sites: N/A
In Provo: First meeting
Last Meeting: Nov. 9, 2013
Result: Wisconsin won 27-17

TEAM INFORMATION

2016 Record 11-3
Big Ten Rec. 7-2
Final Ranking.....9/9
Last Bowl2016 Goodyear Cotton Bowl

Offensive system Multiple
Defensive system..... 3-4

SPORTS INFORMATION

Media Relations: Brian Lucas
Office: (608) 263-5052
Press Box: (608) 262-7766
E-mail: bml@athletics.wisc.edu
Website: www.uwbadgers.com



GAME 5 - at UTAH STATE

FRIDAY, SEPTEMBER 29

MAVERIK STADIUM

LOGAN, UTAH

TV: CBS SPORTS TIME: 6 P.M. MT



DID YOU KNOW? BYU defensive coordinator Ilaisa Tuiaki spent three seasons on the Aggie coaching staff from 2009-11 coaching running backs and special teams. In 2011, he coached Robert Turbin as he rushed for 1,517 yards – No. 10 in the NCAA.

GAME 6 - BOISE STATE

FRIDAY, OCTOBER 6

LAVELL EDWARDS STADIUM

PROVO, UTAH

TV: ESPN TIME: 8:15 P.M. MT



DID YOU KNOW?

This is the sixth game in a renewed series and the home team has won every game so far. BYU bested the Broncos in 2013 at home and again in 2015, while BSU edged the Cougars in 2012, 14 and 16.

2017 SCHEDULE

Sept. 1 at Wisconsin
Sept. 7 Idaho State
Sept. 16 at Wake Forest
Sept. 23 at San Jose State
Sept. 29 BYU
Oct. 7 Colorado State
Oct. 14 Wyoming
Oct. 21 at UNLV
Oct. 28 Boise State
Nov. 4 at New Mexico
Nov. 18 Hawaii
Nov. 25 at Air Force

AGGIES INFO

Location Logan, Utah
Stadium Maverik Stadium
Capacity 25,100
Surface AstroTurf
Colors Navy Blue, White & Pewter gray
Nicknames Aggies
Founded 1888
Conference Mountain West
President Noelle Cockett
Enrollment 28,662
Athletic Director John Hartwell

COACHING STAFF

Head Coach Matt Wells
Years at USU Entering 5th
Record at USU 28-25
Years as D1HC same
Overall D1HC Record same
AHC/CoDC/DL Frank Maile
CoDC/OLB Kendrick Shaver
OC/QB David Yost
Sp. Tms/RB Mark Tommerdahl
OR Jovon Bouknight
DB Julius Brown
ILB Stacy Collins
OL Steve Farmer
TE/IR Luke Wells

SERIES INFORMATION

Record vs. USU: 48-25-3
In Logan: 17-18-2
Neutral Sites: 3-0-0
In Provo: 28-17-1
Last Meeting: Nov. 26, 2016
Result: BYU won 28-10

TEAM INFORMATION

2016 Record 3-9
MW Rec. 1-7
Final Ranking N/A
Last Bowl .. 2015 Potato Bowl

SPORTS INFORMATION

Media Relations: Doug Hoffman
Office: (435) 797-3714
SID Fax: (435) 797-2615
Press Box: (435) 797-1686
E-mail: doug.hoffman@usu.edu
Website: www.utahstateaggies.com

2017 SCHEDULE

Sept. 2 Troy
Sept. 9 at Washington State
Sept. 14 New Mexico
Sept. 22 Virginia
Oct. 6 at BYU
Oct. 14 at San Diego State
Oct. 21 Wyoming
Oct. 28 at Utah State
Nov. 4 Nevada
Nov. 11 at Colorado State
Nov. 18 Air Force
Nov. 25 at Fresno State

BRONCOS INFO

Location Boise, Idaho
Stadium Albertsons Stadium
Capacity 36,387
Surface Blue Fieldturf
Colors Blue and Orange
Nicknames Broncos
Founded 1932
Conference Mountain West
President Robert Kustra
Enrollment 22,113
Athletic Director Curt Apsey

COACHING STAFF

Head Coach Bryan Harsin
Years at BSU Entering 4th
Record at BSU 31-9
Years as D1HC ... Entering 5th
Overall D1HC Record ... 38-14
AHC/TE/Sp.Tms... Kent Riddle
AHC/DL Steve Caldwell
OC/QB Zak Hill
OL Brad Bedell
DC/LB Andy Avalos
WR Eric Kiesau
DB Ashley Ambrose
S Gabe Franklin
RB Lee Marks

SERIES INFORMATION

Record vs. BSU: 2-5-0
In Boise: 0-4-0
Neutral Sites: 0-0-0
In Provo: 2-1
Last Meeting: Oct. 20, 2016
Result: Boise State won 28-27

TEAM INFORMATION

2016 Record 10-3
MW Rec. 6-2
Final Ranking RV/RV
Last Bowl .. 2016 Cactus Bowl
Offensive system Multiple
Defensive system Multiple

SPORTS INFORMATION

Media Relations: Joe Nickell
Office: (208) 426-3868
SID Fax: (208) 426-1778
Press Box: (208) 426-1408
E-mail: joenickell@boisestate.edu
Website: www.broncosports.com



GAME 7 - at MISSISSIPPI STATE

SATURDAY, OCTOBER 14
DAVIS WADE STADIUM
STARKVILLE, MS
TV: TBA TIME: TBA



DID YOU KNOW? BYU has defeated an SEC team in a true road contest at their place only two times in history. The most recent was 2011 at Ole Miss and the other a 2001 victory in Starkville at Mississippi State. Current BYU running backs coach Reno Mahe had 10 receptions, 189 yards and two touchdowns in the game.

2017 SCHEDULE

Sept. 2 Charleston Southern
Sept. 9 at Louisiana Tech
Sept. 16 LSU
Sept. 23 at Georgia
Sept. 30 at Auburn
Oct. 14 BYU
Oct. 21 Kentucky
Oct. 28 at Texas A&M
Nov. 4 Massachusetts
Nov. 11 Alabama
Nov. 18 at Arkansas
Nov. 23 Ole Miss

BULLDOGS INFO

Location Starkville, Miss.
Stadium Davis Wade Stadium
Capacity 61,337
Surface Grass
Colors Maroon and white
Nicknames Bulldogs
Founded 1878
Conference SEC
President Mark Keenum
Enrollment 21,622
Athletic Director .. John Cohen

COACHING STAFF

Head Coach Dan Mullen
Years at MSU Entering 9th
Record at MSU 61-42
Years as D1HC Same
Overall D1HC Record Same
DL Brian Baker
QB Brett Elliott
S Ron English
CoOC/WR Billy Gonzales
DC/LB Todd Gantham
CoOC/OL John Hevesy
Sp. Tms/RB Greg Knox
TE D.J. Looney

SERIES INFORMATION

Record vs. MSU: 2-1-0
In Starkville: 1-0-0
Neutral Sites: 0-0-0
In Provo: 1-1-0
Last Meeting: Oct. 14, 2016
Result: BYU won 28-21 in 2OT

TEAM INFORMATION

2015 Record 6-7
SEC Record 3-5
Final Ranking N/A
Last Bowl

SPORTS INFORMATION

Media Relations: Bill Martin
Office Phone: (662) 325-0967
Press Box: (662) 325-3776
E-mail: bmartin@athletics.
msstate.edu
Website: www.hailstate.com

2016 St. Petersburg Bowl
Offensive system Spread
Defensive system 4-3

GAME 8 - at EAST CAROLINA

SATURDAY, OCTOBER 21
DOWDY-FICKLEN STADIUM
GREENVILLE, NC
TV: TBA TIME: TBA



DID YOU KNOW?

Despite playing a national schedule since going independent, this will be BYU's first trip to either of the Carolinas for a football game. BYU hosted the Pirates in 2015, with the Cougars winning 45-38.

2017 SCHEDULE

Sept. 2 James Madison
Sept. 9 at West Virginia
Sept. 16 Virginia Tech
Sept. 30 USF
Oct. 7 Temple
Oct. 14 at UCF
Oct. 21 BYU
Oct. 28 at Houston
Nov. 4 at UConn
Nov. 11 Tulane
Nov. 18 Cincinnati
Nov. 25 at Memphis

PIRATES INFO

Location Greenville, NC
Stadium Dowdy-Ficklen Stadium
Capacity 50,000
Surface Natural Grass
Colors Purple and Gold
Nicknames Pirates
Founded 1907
Conference American
Chancellor .. Dr. Cecil P. Staton
Enrollment 28,000
Athletic Director. Jeff Compher

COACHING STAFF

Head Coach...Scottie Montgomery
Years at ECU.....Entering 2nd
Record at ECU 3-9
Years as D1HC same
Overall D1HC Record same
ILB Ryan Anderson
WR Keith Gaither
Secondary Brandon Lynch
Sp. Tms/TE Shannon Moore
RB Jason Nichols
OC/QB Tony Peterson
AHC/DL Robert Prunty
DC Kenwick Thompson
OL Geep Wade

SERIES INFORMATION

Record vs. ECU: 1-0-0
In Greenville: 0-0-0
Neutral Sites: 0-0-0
In Provo: 1-0-0
Last Meeting: Oct. 10, 2015
Result: BYU won 45-38

TEAM INFORMATION

2016 Record 3-9
American 1-7
Final Ranking N/A
Last Bowl

2014 Birmingham Bowl
Offensive system Multiple
Defensive system Multiple

SPORTS INFORMATION

Media Relations: Tom McClellan
Office: (252) 737-1274
SID Fax: (252) 737-4570
Press Box: (252) 328-4697
E-mail: mcclellan@ecu.edu
Website: www.ecupirates.com

GAME 9 - SAN JOSE STATE

SATURDAY, OCTOBER 28

LAVELL EDWARDS STADIUM

PROVO, UT

TV: TBA TIME: TBA



DID YOU KNOW? Like the Cougars, San Jose State is also playing a unique "Week Zero" game on August 26 due to a 13-game schedule. The Spartans are hosting South Florida. San Jose State plays at Hawaii later in the season, allowing for a 13th game.

2017 SCHEDULE

Aug. 26 USF
 Sept. 2 Cal Poly
 Sept. 9 at Texas
 Sept. 16 at Utah
 Sept. 23 Utah State
 Sept. 30 at UNLV
 Oct. 7 Fresno State
 Oct. 14 at Hawaii
 Oct. 28 at BYU
 Nov. 4 San Diego State
 Nov. 11 at Nevada
 Nov. 18 at Colorado State
 Nov. 25 Wyoming

SPARTANS INFO

Location San Jose, CA
 Stadium CEFCU Stadium
 Capacity 30,456
 Surface FieldTurf
 Colors ... Gold, White and Blue
 Nicknames Spartans
 Founded 1857
 Conference..... Mountain West
 President... Dr. Mary Papazian
 Enrollment 32,471
 Athletic Director Marie Tuite

COACHING STAFF

Head Coach..... Brent Brennan
 Years at SJSU... Entering First
 Record at SJSU First year
 Years as D1HC same
 Overall D1HC Record ... same
 DC Derrick Odum
 OC/TE Andrew Sowder
 OL Joe Bernardi
 RB Alonzo Carter
 WR Kevin Cummings
 LB Bojay Filimoeatu
 QB Ryan Gunderson
 DB Will Harris
 DL Joe Seumalo

SERIES INFORMATION

Record vs. SJSU: 7-10-0
 In San Jose: 3-6-0
 Neutral Sites: 0-0-0
 In Provo: 4-4-0
 Last Meeting: Nov. 6, 2015
 Result: BYU won 17-16

TEAM INFORMATION

2016 Record 4-8
 MW Record 3-5
 Final Ranking..... N/A
 Last Bowl 2015 Cure Bowl
 Offensive system Multiple
 Defensive system..... Multiple

SPORTS INFORMATION

Media Relations: Lawrence
 Fan
 Office Phone: (408) 924-1217
 Press Box: (408) 924-1234
 E-mail: lawrence.fan@sjsu.edu
 Website: www.sjsuspartans.com

GAME 10 - at FRESNO STATE

SATURDAY, NOVEMBER 4

BULLDOG STADIUM

PROVO, UTAH

TV: ESPN NETWORKS TIME: TBA



DID YOU KNOW? Fresno State's Jeff Tedford was the head coach of Cal that beat BYU 35-28 in the 2005 Las Vegas. Future NFL stars, Marshawn Lynch ran for 194 yards and three touchdown and DeSean Jackson had 130 receiving yards and two scores.

2017 SCHEDULE

Sept. 2 Incarnate Word
 Sept. 9 at Alabama
 Sept. 16 at Washington
 Sept. 30 Nevada
 Oct. 7 at San Jose State
 Oct. 14 New Mexico
 Oct. 21 at San Diego State
 Oct. 28 UNLV
 Nov. 4 BYU
 Nov. 11 at Hawaii
 Nov. 18 at Wyoming
 Nov. 25 Boise State

BULLDOGS INFO

Location Fresno, CA
 Stadium Bulldog Stadium
 Capacity 41,031
 Surface FieldTurf
 Colors Red and Blue
 Nicknames Bulldogs
 Founded 1911
 Conference..... Mountain West
 President. Dr. Joseph I. Castro
 Enrollment 24,136
 Athletic Director Jim Bartko

COACHING STAFF

Head Coach..... Jeff Tedford
 Years at Fresno. Entering First
 Record at Fresno First year
 Years as D1HC . Entering 11th
 Overall D1HC Record ... 82-57
 OC Kalen DeBoer
 DC Orlando Steinauer
 DL Jamar Cain
 RB/Sp. Tms ... Jamie Christian
 OL Ryan Grubb
 WR Kirby moore
 TE Scott Thompson
 LB Bert Watt
 DB J.D. Williams

SERIES INFORMATION

Record vs. Fresno State: 5-5-0
 In Fresno: 2-3-0
 Neutral Sites: 0-0-0
 In Provo: 3-2-0
 Last Meeting: Nov. 21, 2015
 Result: BYU won 52-10

TEAM INFORMATION

2016 Record 1-11
 MW Record 0-8
 Final Ranking..... N/A
 Last Bowl .. 2014 Hawaii Bowl
 Offensive system Pro style
 Defensive system..... 4-3

SPORTS INFORMATION

Media Relations: Matt
 Burkholder
 Office: (559) 278-6186
 E-mail: mburkholder@csu-fresno.edu
 Press Box: (559) 278-5951
 Website: www.gobulldogs.com



GAME 11 - UNLV

FRIDAY, NOVEMBER 10

SAM BOYD STADIUM

LAS VEGAS, NV

TV: ESPN2 TIME: 7:30 P.M. PT



DID YOU KNOW?

BYU has never lost a football game against the Rebels in Las Vegas. The last time the Cougars played UNLV at Sam Boyd Stadium was as a member of the MWC in 2009. BYU won 59-21.

2017 SCHEDULE

Sept. 2 Howard
Sept. 9 at Idaho
Sept. 23 at Ohio State
Sept. 30 San Jose State
Oct. 7 San Diego State
Oct. 14 at Air Force
Oct. 21 Utah State
Oct. 28 at Fresno State
Nov. 4 Hawaii
Nov. 10 BYU
Nov. 17 at New Mexico
Nov. 25 Nevada

REBELS INFO

Location Las Vegas, NV
Stadium ... Sam Boyd Stadium
Capacity 35,500
Surface SPRINTURF
Colors Scarlet and Gray
Nicknames Rebels
Founded 1957
Conference..... Mountain West
President..... Len Jessup
Enrollment..... 29,000
Athletic Director Desiree Reed-Francois

COACHING STAFF

Head Coach..... Tony Sanchez
Years at UNLV..... Entering 3rd
Record at UNLV..... 7-16
Years as D1HC Same
Overall D1HC Record ... Same
DC/LB Kent Baer
OC/TE Barney Cotton
RC/WR Cedric Cormier
RunGC/OL John Garrison
Sp. Tms/S Andy LaRussa
QB Ron O'Dell
RB Travis Burkett
DL Tony Samuel
CB David Lockwood

SERIES INFORMATION

Record vs. UNLV: 16-3-0
In Las Vegas: 8-0-0
Neutral Sites: 1-0-0
In Provo: 7-3-0
Last Meeting: Nov. 15, 2014
Result: BYU won 42-23

TEAM INFORMATION

2016 Record 4-8
MW Record 3-5
Final Ranking..... N/A
Offensive system Pro style
Defensive system..... 4-3

SPORTS INFORMATION

Media Relations: Mark Wallington
Office Phone: (702) 895-4472
Press Box: (702) 895-1248
E-mail: mark.wallington@unlv.edu
Website: www.unlvrebels.com

GAME 12 - UMASS

SATURDAY, NOVEMBER 18

LAVELL EDWARDS STADIUM

PROVO, UTAH

TV: BYUtv TIME: 1 P.M. MT



DID YOU KNOW?

When UMass trips to BYU, it will be coming off a game in Fenway Park, home of the Boston Red Sox. The Minutemen's matchup against Maine on Nov. 11 is part of the Fenway Gridiron Series, featuring two other football matchups.

2017 SCHEDULE

Aug. 26 Hawaii
Sept. 2 at Coastal Carolina
Sept. 9 Old Dominion
Sept. 15 at Temple
Sept. 23 at Tennessee
Sept. 30 Ohio
Oct. 14 at USF
Oct. 21 Georgia Southern
Oct. 28 Appalachian State
Nov. 4 at Mississippi State
Nov. 11 Maine
Nov. 18 at BYU

MINUTEMEN INFO

Location Amherst, Mass.
Stadium Gillette Stadium
Capacity 68,756
Surface Grass
Colors Maroon/white, black
Nicknames Minutemen
Founded 1863
Conference..... Independent
Chancellor Kumble Subbaswamy
Enrollment..... 28,635
Athletic Director Ryan Bamford

COACHING STAFF

Head Coach..... Mark Whipple
Years at UMass..... Entering 10th
Record at UMass 57-56
Years as D1HC Same
Overall D1HC Record ... Same
DC/Secondary..... Ed Pinkham
Sp. Tms/RushE Mark Michaels
RC/LB Charles Walker
CB Steve Costello
DL Dave Wissman
PGC/WR..... Spencer Whipple
OL Mike Foley
TE Jason Palermo
RB Scott Woodward

SERIES INFORMATION

Record vs.UMass: 1-0-0
In Amherst: 0-0-0
Neutral Sites: 0-0-0
In Provo: 1-0-0
Last Meeting: Nov. 19, 2016
Result: BYU won 51-9

TEAM INFORMATION

2016 Record 2-10
Final Ranking..... N/A
Offensive system Pro set
Defensive system..... 3-4

SPORTS INFORMATION

Media Relations: Molly O'Mara
Office Phone: (413) 545-2439
SID Fax: (413) 545-1556
Press Box: (413) 545-3550
E-mail: momara@umass.edu
Website: www.umassathletics.com

GAME 13 - at HAWAII

SATURDAY, NOVEMBER 25

ALOHA STADIUM

HONOLULU, HI

TV: CBS SPORTS TIME: 4 P.M. HT



DID YOU KNOW? Hawaii head coach Nick Rolovich quarterbacked the Hawaii squad that handed BYU its first loss in 2001 after going 12-0 with a 72-45 victory over the Cougars. Rolovich had a career day, throwing for 543 yards and eight touchdowns.

2017 SCHEDULE

Aug. 26 at UMass
 Sept. 2 Western Carolina
 Sept. 9 at UCLA
 Sept. 23 at Wyoming
 Sept. 30 Colorado State
 Oct. 7 at Nevada
 Oct. 14 San Jose State
 Oct. 28 San Diego State
 Nov. 4 at UNLV
 Nov. 11 Fresno State
 Nov. 18 at Utah State
 Nov. 25 BYU

WARRIORS INFO

Location Honolulu, HI
 Stadium Aloha Stadium
 Capacity 50,000
 Surface . Synthetic Infilled Turf
 Colors .. Green, black, white, silver
 Nicknames . Rainbow Warriors
 Founded..... 1907
 Conference..... Mountain West
 President..... David Lassner
 Enrollment..... 20,000
 Athletic Director David A.K. Martin

COACHING STAFF

Head Coach..... Nick Rolovich
 Years at UH .. Entering Second
 Record at UH 7-7
 Years as D1HC same
 Overall D1HC Record same
 AHC/OC/RB/TE Brian Smith
 DC Legi Suiaunoa
 Sp. Tms/DE . Mayur Chaudhari
 LB Sean Duggan
 CB Abe Elimimian
 WR Kefense Hynson
 OL Chris Naeole
 PGC/QB..... Craig Stutzmann
 S..... Jacob Yoro

SERIES INFORMATION

Record vs. Hawaii: 21-8-0
 In Honolulu: 12-8-0
 Neutral Sites: 0-0-0
 In Provo: 9-0-0
 Last Meeting: Sept. 28, 2012
 Result: BYU won 47-0

TEAM INFORMATION

2016 Record 7-7
 MW Record 4-4
 Final Ranking..... N/A
 Last Bowl .. 2016 Hawaii Bowl
 Offensive system Spread
 Defensive system..... 4-3

SPORTS INFORMATION

Media Relations: Derek Inouchi
 Office Phone:(808) 956-4478
 Press Box: (808) 486-1800
 E-mail: inouchi@hawaii.edu
 Website: www.hawaiiathletics.com

2017 POSTSEASON

Entering the 2017 season, BYU will look to continue its streak of consecutive bowl appearances to 13 with another invitation for postseason play. BYU is also eligible for the College Football Playoff or a New Year's Six bowl game.



COLLEGE
FOOTBALL
PLAYOFF

Sat, Dec 16	1 p.m.	R+L Carriers New Orleans Bowl	ESPN
	2:30 p.m.	AutoNation Cure Bowl	CBSSN
	3:30 p.m.	Las Vegas Bowl	ABC
	4:30 p.m.	Gildan New Mexico Bowl	ESPN
Tue, Dec. 19	8 p.m.	Raycom Media Camellia Bowl	ESPN
	7 p.m.	Boca Raton Bowl	ESPN
	8 p.m.	St. Petersburg Bowl	ESPN
	12:30 p.m.	Bahamas Bowl	ESPN
Thu, Dec. 21	4 p.m.	Famous Idaho Potato Bowl	ESPN
	12 p.m.	Birmingham Bowl	ESPN
	3:30 p.m.	Lockheed Martin Armed Forces Bowl	ESPN
	7 p.m.	Dollar General Bowl	ESPN
Sat, Dec. 23	8:30 p.m.	Hawaii Bowl	ESPN
	TBD	Quick Lane Bowl	ESPN
	TBD	Zaxby's Heart of Dallas Bowl	ESPN
	TBD	Cactus Bowl	ESPN
Wed, Dec. 27	1:30 p.m.	Independence Bowl	ESPN
	5:15 p.m.	New Era Pinstripe Bowl	ESPN
	9:00 p.m.	Texas Bowl	ESPN
	1:30 p.m.	Military Bowl Presented by Northrop Grumman	ESPN
Thu, Dec. 28	5:15 p.m.	Camping World Bowl	ESPN
	9:00 p.m.	Valero Alamo Bowl	ESPN
	1 p.m.	Belk Bowl	ESPN
	2 p.m.	Hyundai Sun Bowl	CBS
Fri, Dec. 29	4:30 p.m.	Franklin American Mortgage Music City Bowl	ESPN
	8:30 p.m.	Goodyear Cotton Bowl Classic	ESPN
	12 noon	TaxSlayer Bowl	ESPN
	12:30 p.m.	AutoZone Liberty Bowl	ABC
Sat, Dec. 30	4 p.m.	PlayStation Fiesta Bowl	ESPN
	8 p.m.	Capital One Orange Bowl	ESPN
	TBD	NOVA Home Loans Arizona Bowl	CBSSN
	12 noon	Outback Bowl	ESPN2
Mon, Jan. 1	12:30 p.m.	Chick-fil-A Peach Bowl	ESPN
	1 p.m.	Citrus Bowl	ABC
	5 p.m.	CFP Semifinal at the Rose Bowl Game Presented by Northwestern Mutual	ESPN
	8:45 p.m.	CFP Semifinal at the Allstate Sugar Bowl	ESPN
Mon, Jan. 8	8 p.m.	CFP National Championship	ESPN



2017 OPPONENT GAME-BY-GAME RESULTS

PORTLAND STATE

First meeting

Series: 0-0

LSU

First meeting

Series: 0-0

UTAH

1922	UU 49, BYU 0	(A)
1923	UU 15, BYU 0	(H)
1924	UU 35, BYU 6	(A)
1925	UU 27, BYU 0	(H)
1926	UU 40, BYU 7	(A)
1927	UU 20, BYU 0	(A)
1928	BYU 0, UU 0	(A)
1929	UU 45, BYU 13	(A)
1930	UU 34, BYU 7	(A)
1931	UU 43, BYU 0	(A)
1932	UU 29, BYU 0	(A)
1933	UU 21, BYU 6	(A)
1934	UU 43, BYU 0	(A)
1935	UU 32, BYU 0	(H)
1936	UU 18, BYU 0	(A)
1937	UU 14, BYU 0	(A)
1938	BYU 7, UU 7	(A)
1939	UU 35, BYU 13	(H)
1940	UU 12, BYU 6	(A)
1941	BYU 6, UU 6	(A)
1942	BYU 12, UU 7	(A)
1946	UU 35, BYU 6	(H)
1947	UU 28, BYU 6	(A)
1948	UU 30, BYU 0	(H)
1949	UU 38, BYU 0	(A)
1950	BYU 28, UU 28	(H)
1951	UU 7, BYU 6	(A)
1952	UU 34, BYU 6	(A)
1953	UU 33, BYU 32	(A)
1954	UU 12, BYU 7	(H)
1955	UU 41, BYU 9	(H)
1956	UU 41, BYU 6	(H)
1957	UU 27, BYU 0	(A)
1958	BYU 14, UU 7	(A)
1959	UU 20, BYU 8	(A)
1960	UU 17, BYU 0	(A)
1961	UU 21, BYU 20	(A)
1962	UU 35, BYU 20	(A)
1963	UU 15, BYU 6	(A)
1964	UU 47, BYU 13	(A)
1965	BYU 25, UU 20	(H)
1966	BYU 35, UU 13	(A)
1967	BYU 17, UU 13	(H)
1968	UU 30, BYU 21	(A)
1969	UU 16, BYU 6	(H)
1970	UU 14, BYU 13	(A)
1971	UU 17, BYU 15	(H)

1972	BYU 16, UU 7	(A)
1973	BYU 46, UU 22	(A)
1974	BYU 48, UU 20	(H)
1975	BYU 51, UU 20	(H)
1976	BYU 34, UU 12	(A)
1977	BYU 38, UU 8	(H)
1978	UU 23, BYU 22	(A)
1979	BYU 27, UU 0	(H)
1980	BYU 56, UU 6	(A)
1981	BYU 56, UU 28	(H)
1982	BYU 17, UU 12	(A)
1983	BYU 55, UU 7	(H)
1984	BYU 24, UU 14	(A)
1985	BYU 38, UU 28	(H)
1986	BYU 35, UU 21	(A)
1987	BYU 21, UU 18	(H)
1988	UU 57, BYU 28	(A)
1989	BYU 70, UU 31	(H)
1990	BYU 45, UU 22	(A)
1991	BYU 48, UU 17	(H)
1992	BYU 31, UU 22	(A)
1993	UU 34, BYU 31	(H)
1994	UU 34, BYU 31	(A)
1995	UU 34, BYU 17	(H)
1996	BYU 37, UU 17	(A)
1997	UU 20, BYU 14	(H)
1998	BYU 26, UU 24	(A)
1999	UU 20, BYU 17	(H)
2000	BYU 34, UU 27	(A)
2001	BYU 24, UU 21	(H)
2002	UU 13, BYU 6	(A)
2003	UU 3, BYU 0	(H)
2004	UU 52, BYU 21	(A)
2005	UU 41, BYU 34 (OT)	(H)
2006	BYU 33, UU 31	(A)
2007	BYU 17, UU 10	(H)
2008	UU 47, BYU 24	(A)
2009	BYU 26, UU 23 (OT)	(H)
2010	UU 17, BYU 16	(A)
2011	UU 54, BYU 10	(H)
2012	UU 24, BYU 21	(A)
2013	UU 20, BYU 13	(H)
2015	UU 35, BYU 28	(N)
2016	UU 20, BYU 19	(A)
Series: 31-56-4		

WISCONSIN

1980	BYU 28, WISC 3	(A)
2013	WISC 27, BYU 17	(A)
Series: 1-1		

UTAH STATE

1922	USU 42, BYU 3	(H)
1923	USU 40, BYU 0	(A)
1924	USU 13, BYU 9	(H)
1925	USU 14, BYU 0	(A)

1926	BYU 0, USU 0	(H)
1927	USU 22, BYU 0	(A)
1928	USU 10, BYU 0	(H)
1929	BYU 7, USU 6	(N)
1930	BYU 39, USU 14	(N)
1931	BYU 6, USU 0	(N)
1932	BYU 18, USU 6	(H)
1933	USU 14, BYU 0	(A)
1934	USU 15, BYU 0	(H)
1935	USU 27, BYU 0	(A)
1936	USU 13, BYU 0	(H)
1937	BYU 54, USU 0	(A)
1938	USU 3, BYU 0	(H)
1939	BYU 0, USU 0	(A)
1940	BYU 12, USU 7	(H)
1941	BYU 28, USU 0	(A)
1942	USU 9, BYU 6	(H)
1946	BYU 0, USU 0	(A)
1947	BYU 27, USU 12	(H)
1948	USU 20, BYU 7	(A)
1949	USU 22, BYU 3	(H)
1950	BYU 34, USU 13	(A)
1951	BYU 28, USU 27	(H)
1952	USU 27, BYU 26	(A)
1953	USU 14, BYU 7	(H)
1954	USU 45, BYU 13	(A)
1955	USU 47, BYU 21	(H)
1956	USU 33, BYU 7	(A)
1957	BYU 14, USU 0	(H)
1958	BYU 13, USU 6	(A)
1959	BYU 18, USU 0	(H)
1960	USU 34, BYU 0	(A)
1961	USU 31, BYU 8	(H)
1962	USU 27, BYU 21	(A)
1963	USU 26, BYU 0	(H)
1964	BYU 28, USU 14	(H)
1965	USU 34, BYU 21	(A)
1966	BYU 27, USU 7	(H)
1967	USU 30, BYU 9	(A)
1968	USU 34, BYU 8	(H)
1969	BYU 21, USU 3	(A)
1970	BYU 27, USU 20	(H)
1971	USU 29, BYU 7	(A)
1972	USU 42, BYU 19	(H)
1973	USU 13, BYU 7	(A)
1974	USU 9, BYU 6	(H)
1975	BYU 24, USU 7	(A)
1976	BYU 45, USU 14	(H)
1977	BYU 65, USU 6	(A)
1978	USU 24, BYU 7	(H)
1979	BYU 48, USU 24	(A)
1980	BYU 70, USU 46	(A)
1981	BYU 32, USU 26	(H)
1982	USU 20, BYU 17	(A)
1983	BYU 38, USU 34	(H)
1984	BYU 38, USU 13	(H)

1985	BYU 44, USU 0	(A)
1986	BYU 52, USU 0	(H)
1987	BYU 45, USU 24	(H)
1988	BYU 38, USU 3	(H)
1989	BYU 37, USU 10	(A)
1990	BYU 45, USU 10	(H)
1991	BYU 38, USU 10	(H)
1992	BYU 30, USU 9	(H)
1993	USU 58, BYU 56	(A)
1994	BYU 34, USU 6	(H)
1996	BYU 45, USU 17	(A)
1997	BYU 42, USU 35	(H)
1999	BYU 34, USU 31	(A)
2000	BYU 38, USU 14	(H)
2001	BYU 54, USU 34	(H)
2002	BYU 35, USU 34	(A)
2006	BYU 38, USU 0	(H)
2008	BYU 34, USU 14	(A)
2009	BYU 35, USU 17	(H)
2010	USU 31, BYU 16	(A)
2011	BYU 27, USU 24	(H)
2012	BYU 6, USU 3	(H)
2013	BYU 31, USU 14	(A)
2014	USU 35, BYU 20	(H)
2015	BYU 51, USU 28	(A)
2016	BYU 28, USU 10	(H)
Series: 48-35-3		

BOISE STATE

2003	BSU 50, BYU 12	(H)
2004	BSU 28, BYU 27	(A)
2012	BSU 7, BYU 6	(A)
2013	BYU 37, BSU 20	(H)
2014	BSU 55, BYU 30	(A)
2015	BYU 35, BSU 24	(H)
2016	BSU 28, BYU 27	(A)
Series: 2-5		

MISSISSIPPI STATE

2000	MSU 44, BYU 28	(H)
2001	BYU 41, MSU 38	(A)
2016	BYU 28, MSU 27	(H)
Series: 2-1		

EAST CAROLINA

2015	BYU 45, ECU 38	(H)
Series: 1-0		

SAN JOSE STATE

1946	SJSU 14, BYU 0	(A)
1947	SJSU 28, BYU 19	(H)
1948	SJSU 21, BYU 6	(A)
1949	SJSU 40, BYU 21	(H)
1952	SJSU 44, BYU 27	(A)
1953	SJSU 28, BYU 25	(H)

1960	SJSU 21, BYU 8	(A)
1961	SJSU 14, BYU 13	(H)
1965	BYU 34, SJSU 7	(H)
1966	BYU 19, SJSU 9	(A)
1967	BYU 67, SJSU 8	(A)
1968	SJSU 26, BYU 21	(A)
1969	BYU 21, SJSU 3	(H)
1998	BYU 46, SJSU 43	(H)
2011	BYU 29, SJSU 16	(H)
2012	SJSU 20, BYU 14	(A)
2015	BYU 17, SJSU 16	(A)
Series: 7-10		

FRESNO STATE

1956	BYU 26, FRESNO 13	(H)
1957	FRESNO 27, BYU 14	(A)
1958	BYU 29, FRESNO 7	(H)
1959	FRESNO 27, BYU 16	(A)
1992	BYU 36, FRESNO 24	(H)
1993	FRESNO 48, BYU 45	(H)
1994	BYU 32, FRESNO 30	(A)
1995	BYU 48, FRESNO 28	(A)
1998	FRESNO 31, BYU 21	(A)
2016	BYU 52, FRESNO 10	(H)
Series: 5-5		

UNLV

1978	BYU 28, UNLV 24	(N)
1980	BYU 54, UNLV 14	(A)
1981	UNLV 45, BYU 41	(H)
1982	BYU 27, UNLV 0	(A)
1996	BYU 63, UNLV 28	(H)
1998	BYU 38, UNLV 14	(H)
1999	BYU 29, UNLV 0	(A)
2000	BYU 10, UNLV 7	(H)
2001	BYU 35, UNLV 31	(A)
2002	UNLV 24, BYU 3	(H)
2003	BYU 27, UNLV 20	(A)
2004	UNLV 24, BYU 20	(H)
2005	BYU 55, UNLV 14	(A)
2006	BYU 52, UNLV 7	(H)
2007	BYU 24, UNLV 14	(A)
2008	BYU 42, UNLV 35	(H)
2009	BYU 59, UNLV 21	(A)
2010	BYU 55, UNLV 7	(H)
2014	BYU 42, UNLV 23	(H)
Series: 16-3		

UMASS

2016	BYU 51, UMass 9	(H)
Series: 1-0		

HAWAII

1930	UH 49, BYU 13	(A)
1950	UH 39, BYU 7	(A)
1951	BYU 20, UH 7	(H)

1960	UH 13, BYU 6	(A)
1974	UH 15, BYU 13	(A)
1978	BYU 31, UH 13	(A)
1979	BYU 38, UH 15	(H)
1980	BYU 34, UH 7	(A)
1981	BYU 13, UH 3	(A)
1982	BYU 39, UH 25	(H)
1984	BYU 18, UH 13	(A)
1985	BYU 26, UH 6	(A)
1986	BYU 10, UH 3	(A)
1987	BYU 16, UH 14	(A)
1988	BYU 24, UH 23	(A)
1989	UH 56, BYU 14	(A)
1990	UH 59, BYU 28	(A)
1991	BYU 35, UH 18	(H)
1992	UH 36, BYU 32	(A)
1993	BYU 41, UH 38	(H)
1994	BYU 13, UH 12	(A)
1995	BYU 45, UH 7	(H)
1996	BYU 45, UH 14	(A)
1997	BYU 17, UH 3	(H)
1998	BYU 31, UH 9	(A)
2001	UH 72, BYU 45	(A)
2002	BYU 35, UH 32	(H)
2011	BYU 41, UH 20	(A)
2012	BYU 47, UH 0	(H)
Series: 21-8		

BYU

vs.

2017 OPPONENTS

Games played:

266 (135-124-7)

Road:

141 (60-76-5)

Home:

120 (71-47-2)

Neutral:

5 (4-1)



New staff continues BYU winning tradition in year one



BYU came into the 2016 season with a brand new head coach in former Cougar fullback Kalani Sitake. The Cougars navigated through one of the most difficult and diverse schedules in program history and came away with an 9-4 season. Coach Sitake was one of just four new FBS head coaches in their first full season to garner a winning record.

The Cougars won the San Diego County Credit Union Poinsettia Bowl 24-21 over former conference foe Wyoming to rank No. 31 in ESPN's Football Power Index of FBS teams.

Playing a strong national schedule that included games against the SEC, Big Ten, Big 12, Pac-12, American, Mountain West and the MAC, the Cougars proved to be an always-competitive team under the direction of first-time head coach Kalani Sitake and first-time coordinators Ty Detmer (offense) and Ilaisa Tuiaki (defense). BYU's new coaching staff took the Cougars into a top-10 early schedule that put BYU on the road for six of the team's first nine games, including three of the first four.

Sitake's new staff and his team rose up to the challenge as the Cougars had the opportunity to win every game this season, each loss coming down to the final moments, if not the final play. BYU suffered its four defeats by a combined eight points with one-point road losses at Utah and Boise State and three-point setbacks on the road against West Virginia and at home against the then Josh Rosen-led UCLA Bruins. West Virginia, Utah and Boise State were fixtures in the national rankings during the season. BYU set a new NCAA standard for the fewest points separating a four-loss team from an undefeated season.

Among BYU's nine victories, the Cougars defeated an eight-win Wyoming squad (24-21) and another bowl team in 9-4 Toledo (55-53) of the MAC. BYU beat another bowl team, Mississippi State (28-21) of the SEC at LaVell Edwards Stadium along with the Big Sky's Southern Utah (37-7), fellow independent UMass (51-9) and the MW's Utah State (28-10). BYU picked up wins away from Provo against the Big Ten's Michigan State (31-14), Arizona (18-16) of the Pac-12 and Cincinnati (20-3) of the American Conference (see the following pages for game-by-game recaps).

The Cougars boasted one of the nation's top running backs in Jamaal Williams, who ranked No. 5 in the nation at 137.5 rushing yards per game. Williams, who was among the Heisman Trophy contenders officially recognized by the Heisman Trophy Trust, missed three full games due to injury, including BYU's one point setback at then No. 14 Boise State. In addition to those three games, Williams also missed parts of BYU's close losses at Utah and vs. UCLA. Williams became BYU's career rushing leader this season against Mississippi State and set the school's single-game mark with 286 yards in BYU's win over Toledo. He finished 2017 with 1,375 rushing yards as part of his school-record 3,901 career rushing yards.

Senior quarterback Taysom Hill started every game for BYU before suffering a season-ending elbow injury early in the fourth quarter of BYU's win over in-state rival Utah State. The three-year team captain won 23 games as a starting quarterback at BYU and accounted for 9,744 total yards of offense, which ranks No. 4 in school history, just ahead of Jim McMahon. He finished his career with 6,929 passing yards and 2,815 rushing yards, the most rushing yards by any BYU quarterback, while ranking fifth among all players. He also accounted for 75 total touchdowns (43 passing, 32 rushing), No. 5 all-time at BYU, surpassing Steve Young in BYU's last game. Sophomore Tanner Mangum, the 2015 Touchdown Club of Columbus National Freshman of the Year, quarterbacked the Cougars in the bowl game.

Defensively, BYU ranked 34th in total defense while excelling at creating turnovers and stopping the run. The Cougars finished No. 2 nationally in forced turnovers (31), including No. 4 in interceptions (21) and No. 6 in defensive touchdowns scored (4), while also ranked No. 9 against the run (112.85) and No. 14 in scoring defense (19.5). Safety Kai Nacua ranked No. 7 nationally with six interceptions while defensive back Dayan Lake and linebackers Fred Warner and Francis



Bernard each had three picks. All three boast pick-six touchdowns. The Cougars had four players with at least three interceptions. Warner led the team with 86 tackles, Butch Pau'u (83), who missed three games due to injury, was close behind and Bernard posted 80. Four players scored touchdowns on defense on three pick sixes and one fumble recovery.

BYU's special teams were also strong, ranking in the top 25 statistically in six different categories. Corbin Kaufusi, who also plays on the basketball team at BYU, has used his 6-foot-9 frame to block two kicks, which tied for No. 4 nationally. BYU ranked 13th as a team with four total blocks.

The 12th consecutive bowl appearance for the Cougars saw them pitted against a familiar foe as they faced Wyoming and played in the San Diego County Credit Union Poinsettia Bowl.

In an unusual rainy and wet game, it was up to Williams, the ground game and the defense to grind out a win. Williams delivered with 210 rushing yards and one touchdown while the defense forced two turnovers, including a Kai Nacua interception in the final minute to seal BYU's 24-21 victory over the Cowboys.

Offensive lineman Thomas Shoaf was named a Freshman All-American by the Football Writers Association of America. BYU also landed 15 players on Phil Steele's Postseason All-Independent Teams. On offense, Williams and offensive lineman Tejan Koroma garnered first-team honors. Hill, wideout Nick Kurtz and offensive linemen Keyan Norman and Tuni Kanuch earned a place on the second team. Defensively, defensive linemen Sae Tautu, Logan Taele and Kai Nacua all made the first team. Second team selections included linebackers Francis Bernard, Fred Warner and defensive back Dayan Lake (Ghanwoloku). Punter Jonny Linehan landed on the first team while kicker Rhett Almond earned second-team honors along with returner Garrett Juergens.

Hill was honored as a William V. Campbell Trophy Finalist (one of 12 in FBS) and was named a Scholar-Athlete honoree by the National Football Foundation, earning an \$18,000 post-graduate scholarship. He was also named a 2017 NCAA DI Men's HERO of the Year honorable mention.

Following the season, Williams was drafted in the fourth round by the Green Bay Packers with the 134th overall pick. After the draft, nine other Cougars received NFL opportunities. Hill signed as a free agent with Green Bay, reuniting with Williams. Langi was signed by the New England Patriots and Tautu inked a deal with the New Orleans Saints. Fullback Algernon Brown also signed a deal with the Seattle Seahawks. Nacua signed with Cleveland and defensive back Michael Davis agreed to a contract with the Los Angeles Chargers. Kurtz was invited to minicamp with the Oakland Raiders while wideout Colby Pearson was invited to camp with the Chicago Bears but then signed with the Green Bay Packers. Lineman Andrew Eide also received minicamp invites to San Francisco and Indianapolis.





2016 GAME-BY-GAME (GAME 1)

BYU 18 ARIZONA 16

09.03.2016

GLENDALE, AZ

UNIVERSITY OF PHOENIX STADIUM

(FS1) ATT: 50,528



SCORING SUMMARY					
SECOND QUARTER				BYU	AZ
BYU	FG	10:42	Rhett Almond 24 Yd	3	0
BYU	TD	02:53	Brayden El-Bakri 1 Yd Rush	9	0
THIRD QUARTER				BYU	AZ
AZ	FG	05:59	Pollack, J. 46 Yd	9	3
FOURTH QUARTER				BYU	AZ
BYU	TD	11:36	Colby Pearson 6 Yd Pass From Tayson Hill	15	3
AZ	TD	09:33	Wilson, N. 15 Yd Rush (Pollack, J. Kick)	15	10
AZ	TD	01:26	Wilson, N. 49 Yd Rush	15	16
BYU	FG	00:04	Jake Oldroyd 33 Yd	18	16

TEAM STAT COMPARISON		
	BYU	AZ
1st Downs	24	17
Passing 1st Downs	10	9
Rushing 1st Downs	14	6
1st Downs from Penalties	0	2
3rd Down Efficiency	7-15	5-13
4th Down Efficiency	1-1	0-0
Total Yards	415	328
Passing	202	213
Comp-Att-Int	21-29-0	20-30-2
Average per attempt	7.0	7.1
Average per completion	9.6	10.7
Rushing	213	115
Rush Attempts	47	26
Yards per attempt	4.5	4.4
Red Zone (Made-Att)	4-4	1-2
Penalties	8-65	4-20
Turnovers	0	2
Fumbles lost	0	0
Interceptions Thrown	0	2
Defensive / Special Teams TDs	0	0
Possession	37:37	22:23
Sacks	4-30	1-5
PAT Kicks	0-1	1-1
Field Goals	2-2	1-2

FIELD GOAL GIVES BYU 18-16 WIN IN FIRST GAME OF SITAKE ERA

GLENDALE, Ariz. – True freshman Jake Oldroyd made a game-winning 33-yard field goal to give the BYU football team an 18-16 win over Arizona in its first game under head coach Kalani Sitake Saturday night at University of Phoenix Stadium in the Cactus Kickoff.

BYU was led by senior running back Jamaal Williams, who had 29 carries for 162 yards. It was his 11th career 100-yard rushing game. Senior quarterback Tayson Hill completed 21 of 29 passes for 202 yards and a touchdown while adding 37 yards on the ground.

The Cougars (1-0) held the Wildcats (0-1) to 328 total yards and no first-half points en route to the win. It was Arizona's fewest total yards since a 55-17 loss at Stanford in 2015. BYU forced the Wildcats into two turnovers. BYU's new-look offense recorded 415 total yards, balanced with 213 rushing and 202 passing.

Sophomore linebacker Butch Pau'u led the defense with nine total tackles including seven solo, 2.5 tackles for loss, one sack and one forced fumble. Senior safety Kai Nacua had an interception and running back turned linebacker Francis Bernard recorded an interception and a sack in his defensive debut.

BYU claimed a 9-0 first-half advantage after a 24-yard field goal by Rhett Almond and a one-yard touchdown run by fullback Brayden El-Bakri in the second quarter.

More than half of the third quarter went by without either team scoring before Arizona kicker Josh Pollack hit a 46-yard field goal. That trimmed the Cougars' lead to 9-3 with 5:59 remaining in the third quarter.

Senior receiver Colby Pearson capped off the drive that Williams sparked by reeling in a 6-yard touchdown pass from Hill. A failed two-point attempt left the Cougars up 15-3 with 11:36 left in the game.

Arizona put together a pair of drives for touchdowns, finding the end zone for the first time just two minutes after BYU. A failed two-point attempt after the second touchdown had the Wildcats up 16-15 with the clock showing 1:26.

Matt Hadley returned the ensuing kickoff to the BYU 31-yard line. Hill marched the Cougars down the field to set up Oldroyd with the 33-yard attempt that went right down the middle with four seconds left to lift BYU to victory.

BYU Top Passing							
	C-Att-Int	Yds	Y/A	Lng	TD	Sack	Effic
Tayson Hill	21-29-0	202	7.0	19	1	1	142.30

BYU Top Rushers							
	No	Gain	Loss	Net	Avg	Lng	TD
Jamaal Williams	29	172	10	162	5.6	36	0
Tayson Hill	11	45	8	37	3.4	11	0
Algernon Brown	3	8	1	7	2.3	5	0
Squally Canada	3	6	0	6	2.0	4	0
Brayden El-Bakri	1	1	0	1	1.0	1	1

BYU Top Receivers					
	No	Yds	Avg	Lng	TD
Jonah Trinnaman	6	49	8.2	15	0
Moroni Lailu-Pututau	4	49	12.3	17	0
Colby Pearson	4	37	9.3	15	1

BYU Defensive Highlights							
	Tot	Solo	Sacks	TFL/Y	PBU	FF	QBH
Butch Pau'u	9	7	1.0	2.5/8	0	1	0
Kai Nacua	6	6	0.0	0	0	0	0
Francis Bernard	4	4	1.0	1/16	0	0	0

2016 GAME-BY-GAME (GAME 2)

BYU

19

UTAH

20

09.10.2016

SALT LAKE CITY, UT

RICE-ECCLES STADIUM

(FOX) ATT: 46,915



SCORING SUMMARY

FIRST QUARTER				BYU	UTAH
UTAH	TD	14:44	Tauteoli, Sunia 41 Yd Int (Phillips, Andy Kick)	0	7
BYU	FG	09:44	Jake Oldroyd 43 Yd	3	7
BYU	FG	05:04	Jake Oldroyd 42 Yd	6	7
SECOND QUARTER				BYU	UTAH
BYU	TD	04:06	Taysom Hill 39 Yd Rush (Jake Oldroyd Kick)	13	7
UTAH	TD	00:17	Patrick, Tim 21 Yd Pass From Williams, Troy (Phillips, Andy Kick)	13	14
THIRD QUARTER				BYU	UTAH
UTAH	FG	07:53	Phillips, Andy 47 Yd	13	17
FOURTH QUARTER				BYU	UTAH
UTAH	FG	02:47	Phillips, Andy 29 Yd	13	20
BYU	TD	00:18	Taysom Hill 7 Yd Rush	19	20

TEAM STAT COMPARISON

	BYU	UTAH
1st Downs	18	20
Passing 1st Downs	11	8
Rushing 1st Downs	6	9
1st Downs from Penalties	1	3
3rd Down Efficiency	5-14	6-12
4th Down Efficiency	1-1	0-0
Total Yards	331	363
Passing	185	194
Comp-Att-Int	22-40-2	14-23-3
Average per attempt	4.6	8.4
Average per completion	8.4	13.9
Rushing	146	169
Rush Attempts	28	42
Yards per attempt	5.2	4.0
Red Zone (Made-Att)	2-2	1-2
Penalties	10-112	9-85
Turnovers	3	6
Fumbles lost	1	3
Interceptions Thrown	2	3
Defensive / Special Teams TDs	0	1
Possession	26:56	33:04
Sacks	0-0	3-17
PAT Kicks	1-1	2-2
Field Goals	2-2	2-2

TURNOVERS PLAGUE BOTH TEAMS AS BYU FALLS 20-19 AT UTAH

SALT LAKE CITY – In a game that saw nine total turnovers, BYU football's comeback fell short on a failed two-point conversion to drop the game 20-19 at Utah in the Deseret First Duel on Saturday night at Rice-Eccles Stadium.

In the Cougars' final drive, Taysom Hill marched down the field with big receptions from Jonah Trinnaman, Nick Kurtz and Mitchell Juergens. With 18 seconds left, Hill rushed 7-yards for the touchdown. BYU went for two to try to secure a win, but Hill and the comeback was stopped short after Hill slipped one tackle but not the next and was dropped shy of the goal line.

Despite forcing the Utes to turn the ball over six times, the Cougars were only able to score 13 points off of turnovers. Utah managed just seven point off of three BYU interceptions.

Hill completed 21 of 39 passes for 176 yards with two interceptions. He also rushed for 87 yards to lead the Cougars and both of BYU's touchdowns. Juergens led the receiving core with eight catches for 52 yards.

On defense, Butch Pau'u led BYU in total tackles with nine, including four solo. Kai Nacua had two interceptions to go along with his two tackles before he was ejected in the third quarter on a targeting call. Francis Bernard filled out the stat sheet with eight tackles, one interception, one pass breakup and one forced fumble.

In the second quarter, after faking a handoff to Williams, Hill rushed out to the left, found space and rushed 39 yards along the sideline for the touchdown and the lead. With 4:06 left in the half, the Cougars were up 13-7 following the PAT.

Utah took back the lead with 17 seconds left in the first half after a 21-yard reception by Tim Patrick scored the touchdown. BYU was down by just one, 14-13, heading into the locker room at halftime.

Utah added two field goals to make it 20-13 before BYU's final possession with 2:47 to play.

The Cougars' final drive resulted in a touchdown, but the team's attempted two-point conversion failed. BYU fell on the road 20-19.

BYU Top Passing

	C-Att-Int	Yds	Y/A	Lng	TD	Sack	Effic
Taysom Hill	21-38-2	176	4.6	19	0	3	83.64
Mitchell Juergens	1-1-0	9	9.0	9	0	0	175.60

BYU Top Rushers

	No	Gain	Loss	Net	Avg	Lng	TD
Taysom Hill	14	107	17	90	6.4	39	2
Jamaal Williams	12	58	0	58	4.8	17	0
Brayden El-Bakri	1	1	0	1	1.0	1	0

BYU Top Receivers

	No	Yds	Avg	Lng	TD
Mitchell Juergens	8	52	6.5	12	0
Nick Kurtz	3	35	11.7	19	0
Moroni Laulu-Pututau	3	31	10.3	16	0

BYU Defensive Highlights

	Tot	Solo	Sacks	TFL/Y	PBU	FF	QBH
Butch Pau'u	9	4	0.0	0.5/1	0	0	0
Francis Bernard	8	3	0.0	0	1	1	0
Fred Warner	7	4	0.0	1.5/4	0	0	0



2016 GAME-BY-GAME (GAME 3)

UCLA

17

BYU

14

09.17.2016

PROVO, UT

LAVELL EDWARDS STADIUM

(ESPN2) ATT: 62,904



SCORING SUMMARY

SECOND QUARTER				UCLA	BYU
UCLA	TD	12:50	Griffin 6 Yd Pass From Rosen (Molson Kick)	7	0
UCLA	FG	06:57	Molson 24 Yd	10	0
THIRD QUARTER				UCLA	BYU
UCLA	TD	07:24	Andrews 33 Yd Pass From Rosen (Molson Kick)	17	0
BYU	TD	03:07	Jamaal Williams 1 Yd Rush (Rhett Almond Kick)	17	7
FOURTH QUARTER				UCLA	BYU
BYU	TD	00:37	Nick Kurtz 23 Yd Pass From Taysom Hill (Rhett Almond Kick)	17	14

TEAM STAT COMPARISON

	BYU	UCLA
1st Downs	19	18
Passing 1st Downs	12	14
Rushing 1st Downs	4	3
1st Downs from Penalties	3	1
3rd Down Efficiency	7-18	6-17
4th Down Efficiency	0-1	0-0
Total Yards	273	357
Passing	250	307
Comp-Att-Int	26-49-1	26-40-1
Average per attempt	5.1	7.7
Average per completion	9.6	11.8
Rushing	23	50
Rush Attempts	25	34
Yards per attempt	0.9	1.5
Red Zone (Made-Att)	1-1	2-2
Penalties	2-15	5-49
Turnovers	1	1
Fumbles lost	0	0
Interceptions Thrown	1	1
Defensive / Special Teams TDs	0	0
Possession	27:58	32:02
Sacks	1-8	4-26
PAT Kicks	2-2	2-2
Field Goals	0-1	1-2

BYU DROPS HOME OPENER TO UCLA, 17-14

PROVO, Utah – Despite rallying late, BYU came up short in its home opener against UCLA Saturday night at LaVell Edwards Stadium, falling 17-14.

Jamaal Williams and Nick Kurtz both scored their first touchdowns of the season for the Cougars. In addition to finding the end zone, Kurtz wound up with 83 receiving yards on eight receptions. Butch Pau'u tied the BYU record (since 2000) for tackles in a single game with 19.

BYU also picked up its longest pass player earlier in the first quarter with a 39-yard pass completion from Taysom Hill to Williams. Hill finished the game completing 26 of 48 passes for 250 yards, one touchdown and one interception.

The Bruins connected on a six-yard touchdown pass from Rosen to fullback Cameron Griffin early in the second quarter and made the PAT for a 7-0 lead. A UCLA interception halfway through the second quarter led to a Bruin field goal. With 6:57 left in the half, UCLA led 10-0.

The Bruins opened the second half scoring with 7:24 remaining in the third quarter. Rosen completed a 33-yard touchdown pass to Darren Andrews, who did most of the work after the catch to cushion UCLA's lead. A successful PAT attempt put the Bruins up 17-0.

BYU responded with a touchdown on the subsequent drive. The Cougars used 10 plays for 75 yards to get into the end zone, with Williams punctuating the drive with a one-yard carry for his first touchdown of the year. After Rhett Almond's PAT, BYU trailed 17-7 with 3:07 left in the third quarter.

After BYU punted with 7:34 left in the game, the UCLA offense ate up more than five minutes before punting back to the Cougars.

Hill and BYU used a series of passes to move down the field and score a touchdown with 37 seconds left on the clock. The nine-play, 91-yard scoring drive finished with a 23-yard touchdown pass from Hill to Nick Kurtz. Another successful PAT cut the Bruins' lead to 17-14.

The Cougars were unable to recover an onside kick and UCLA melted the rest of the clock to secure the win.

BYU Top Passing

	C-Att-Int	Yds	Y/A	Lng	TD	Sack	Effic
Taysom Hill	26-48-1	250	5.2	39	1	4	100.63

BYU Top Rushers

	No	Gain	Loss	Net	Avg	Lng	TD
Jamaal Williams	14	32	4	28	2.0	5	1
Squally Canada	1	2	0	2	2.0	2	0
Taysom Hill	10	19	26	-7	-0.7	11	0

BYU Top Receivers

	No	Yds	Avg	Lng	TD
Nick Kurtz	8	83	10.4	23	1
Moroni Lau-Lu-Pututau	6	51	8.5	12	0
Colby Pearson	3	27	9.0	16	0

BYU Defensive Highlights

	Tot	Solo	Sacks	TFL/Y	PBU	FF	QBH
Butch Pau'u	19	11	0.0	2.5/4	0	0	0
Fred Warner	9	4	0.0	0.5/1	2	0	0
Michael Davis	6	5	0.0	0.5/1	0	0	0

2016 GAME-BY-GAME (GAME 4)

BYU

32

WEST VIRGINIA 35

09.24.2016

LANDOVER, MD

FEDEX FIELD

(ESPN2) ATT: 38,207



SCORING SUMMARY

FIRST QUARTER				BYU	WVU
WVU	TD	09:22	Shell, Rushel 6 Yd Rush (Molina, Mike Kick)	0	7
BYU	TD	02:44	JUERGENS, Mitch 25 Yd Pass From Taysom Hill (Rhett Almond Kick)	7	7
SECOND QUARTER				BYU	WVU
BYU	FG	14:17	Rhett Almond 22 Yd	10	7
WVU	TD	09:50	Shell, Rushel 2 Yd Rush (Molina, Mike Kick)	10	14
WVU	TD	02:23	Douglas, Rasul 54 Yd Int (Molina, Mike Kick)	10	21
BYU	FG	00:00	Rhett Almond 25 Yd	13	21
THIRD QUARTER				BYU	WVU
BYU	TD	10:44	Jamaal Williams 7 Yd Rush	19	21
WVU	TD	02:32	Howard, Skyler 5 Yd Rush (Molina, Mike Kick)	19	28
FOURTH QUARTER				BYU	WVU
WVU	TD	11:27	Shorts, Daikiel 9 Yd Pass From Howard, Skyler (Molina, Mike Kick)	19	35
BYU	TD	09:19	Jamaal Williams 3 Yd Rush	25	35
BYU	TD	05:55	Moroni Lauilo-Pututau 18 Yd Pass From Taysom Hill (Rhett Almond Kick)	32	35

TEAM STAT COMPARISON

	BYU	WVU
1st Downs	27	26
Passing 1st Downs	14	17
Rushing 1st Downs	12	7
1st Downs from Penalties	1	2
3rd Down Efficiency	10-15	6-12
4th Down Efficiency	0-0	1-2
Total Yards	521	481
Passing	241	332
Comp-Att-Int	23-36-3	31-40-1
Average per attempt	6.7	8.3
Average per completion	10.5	10.7
Rushing	280	149
Rush Attempts	40	35
Yards per attempt	7.0	4.3
Red Zone (Made-Att)	5-5	4-5
Penalties	8-51	4-38
Turnovers	4	2
Fumbles lost	1	1
Interceptions Thrown	3	1
Defensive / Special Teams TDs	0	1
Possession	30:44	29:16
Sacks	1-1	1-6
PAT Kicks	2-2	5-5
Field Goals	2-2	0-0

BYU FALLS 35-32 TO WEST VIRGINIA

LANDOVER, Md. — In another close battle, BYU football lost to 35-32, to West Virginia at FedEx Field on Saturday despite having another chance at late-game rally.

With less than five minutes left in the game, the BYU offense had two different chances to drive down the field to take the lead. However, turnovers proved to be costly for the Cougars. An interception with over four minutes to go looked to doom any chances but West Virginia coughed it up at the goal line on a fumble to give BYU one more shot.

After driving to the Mountaineer 28-yard line, BYU went for it all with just over a minute on the clock on a long pass for the end zone and the ball was tipped up just in front of the goal line and intercepted. West Virginia was able to run out the clock to hold on to the win.

BYU (1-3) out-gained West Virginia (3-0) 521 to 481 yards, but struggled with turnovers. The Cougars had three interceptions and one lost fumble. The Mountaineers capitalized on those, scoring 14 points off of turnovers. For BYU, every game this season has been decided by three points or less, with three losses coming by a combined seven points.

Both Jamaal Williams and Taysom Hill rushed for over 100 yards. Williams totaled 169 on 24 attempts with two touchdowns. Hill completed 23 of 35 passes for 241 yards with two touchdowns and three interceptions to go with his 105 rushing yards. On the defense, Fred Warner totaled 14 tackles, nine solo. Butch Pau'u recorded his first career interception in addition to his five tackles.

BYU Top Passing

	C-Att-Int	Yds	Y/A	Lng	TD	Sack	Effic
Taysom Hill	23-35-3	241	6.9	29	2	1	125.27
TEAM	0-1-0	0	0.0	0	0	0	0.00

BYU Top Rushers

	No	Gain	Loss	Net	Avg	Lng	TD
Jamaal Williams	24	170	1	169	7.0	56	2
Taysom Hill	14	111	6	105	7.5	27	0
Squally Canada	2	6	0	6	3.0	5	0

BYU Top Receivers

	No	Yds	Avg	Lng	TD
Nick Kurtz	6	78	13.0	29	0
Mitchell Juergens	5	50	10.0	25	1
Colby Pearson	4	55	13.8	16	0

BYU Defensive Highlights

	Tot	Solo	Sacks	TFL/Y	PBU	FF	QBH
Fred Warner	14	9	0.0	0.5/1	0	0	0
Kai Nacua	6	4	0.0	0	0	0	0
Logan Taelle	5	3	0.0	0.5/1	0	0	0



2016 GAME-BY-GAME (GAME 5)

TOLEDO 53

BYU 55

09.30.2016

PROVO, UT

LAVELL EDWARDS STADIUM

(ESPN2) ATT: 62,904



SCORING SUMMARY

FIRST QUARTER				TOLEDO	BYU
BYU	TD	14:49	Jonah Trinnaman 75 Yd Pass From Taysom Hill (Rhett Almond Kick)	0	7
TOLEDO	TD	12:23	SWANSON, Terry 8 Yd Rush (VEST, Jameson Kick)	7	7
BYU	TD	04:24	Jamaal Williams 1 Yd Rush (Rhett Almond Kick)	7	14
BYU	TD	00:47	Jamaal Williams 2 Yd Rush (Rhett Almond Kick)	7	21
TOLEDO	TD	00:31	JOHNSON, Jon'Vea 79 Yd Pass From WOODSIDE, Logan (VEST, Jameson Kick)	14	21
SECOND QUARTER				TOLEDO	BYU
TOLEDO	TD	07:45	JONES, Corey 26 Yd Pass From WOODSIDE, Logan (VEST, Jameson Kick)	21	21
THIRD QUARTER				TOLEDO	BYU
TOLEDO	TD	11:02	JOHNSON, Jon'Vea 12 Yd Pass From WOODSIDE, Logan (VEST, Jameson Kick)	28	21
BYU	TD	10:18	Jamaal Williams 48 Yd Rush (Rhett Almond Kick)	28	28
TOLEDO	FG	08:17	VEST, Jameson 28 Yd	31	28
BYU	TD	05:01	Jamaal Williams 62 Yd Rush (Rhett Almond Kick)	31	35
TOLEDO	TD	00:58	JOHNSON, Jon'Vea 15 Yd Pass From WOODSIDE, Logan (VEST, Jameson Kick)	38	35
FOURTH QUARTER				TOLEDO	BYU
BYU	TD	13:20	Squally Canada 17 Yd Rush (Rhett Almond Kick)	38	42
TOLEDO	TD	10:57	THOMPSON, Cody 78 Yd Pass From WOODSIDE, Logan (VEST, Jameson Kick)	45	42
BYU	FG	05:21	Rhett Almond 32 Yd	45	45
BYU	TD	03:00	Jamaal Williams 14 Yd Rush (Rhett Almond Kick)	45	52
TOLEDO	TD	01:11	HUNT, Kareem 7 Yd Rush	53	52
BYU	FG	00:00	Rhett Almond 19 Yd	53	55

TEAM STAT COMPARISON

	BYU	TOLEDO
1st Downs	31	14
Passing 1st Downs	20	9
Rushing 1st Downs	9	3
1st Downs from Penalties	2	2
3rd Down Efficiency	9-16	3-14
4th Down Efficiency	0-1	1-2
Total Yards	539	230
Passing	365	168
Comp-Att-Int	35-54-2	14-28-2
Average per attempt	6.8	6.0
Average per completion	10.4	12.0
Rushing	174	62
Rush Attempts	41	27
Yards per attempt	4.2	2.3
Red Zone (Made-Att)	5-6	0-0
Penalties	7-70	5-43
Turnovers	3	2
Fumbles lost	1	0
Interceptions Thrown	2	2
Defensive / Special Teams TDs	0	0
Possession	35:12	24:48
Sacks	4-20	2-7
PAT Kicks	3-3	1-1
Field Goals	3-5	2-2

WILLIAMS HAS RECORD NIGHT IN 55-53 WIN OVER TOLEDO

PROVO, Utah – Rhett Almond kicked a 19-yard field goal as time expired and Jamaal Williams had a career night to give BYU a 55-53 win over Toledo Friday night at LaVell Edwards Stadium.

Williams broke the BYU (2-3) single-game rushing record with 286 yards on the ground and had five rushing touchdowns to tie a school record. The previous single-game rushing record, held by Eldon Fortie, was set in 1962.

A Toledo (3-1) touchdown and two-point conversion with 1:11 on the game clock gave the Rockets a 53-52 lead and set up Taysom Hill. Williams and the Cougar offense up for its game-winning drive. Almond's kick went right down the middle to give BYU the win.

Both teams were knotted at 21-21 heading into halftime. The third quarter was similar to the first, as both teams scored multiple times. The Rockets connected on two touchdown passes and made a field goal. BYU found the end zone twice, as Williams rumbled for touchdowns from 48 and 62 yards out. Three quarters through, Williams had his first career game with four rushing touchdowns. The Cougars trailed 38-35 heading into the fourth quarter.

Early in the fourth quarter, Squally Canada scored his first BYU touchdown on a 17-yard rush. That gave the Cougars a 42-38 lead with 13:20 on the clock. Toledo responded with a 75-yard touchdown pass from Woodside to Cody Thompson. With 10:57 left, it put the Rockets up 45-42.

Rhett Almond squared the score at 45-45 with a 32-yard field goal for BYU with 5:21 left in the game. On the following drive, Kai Nacua intercepted a pass from Woodside returned it 20 yards to the Rocket 21-yard line.

Williams completed his fifth touchdown of the night and broke Fortie's record with three minutes left in the game. His 14-yard carry gave BYU a 52-45 lead.

That set up the Toledo drive, with Woodside connecting with Kareem Hunt for a seven-yard touchdown and Michael Roberts for the two-point conversion to make it 53-52 with just over a minute to go.

On the Cougars' final drive Hill completed a 33-yard pass to Colby Pearson and ran for 11 yards as part of eight plays and 71 yards that set up Almond's game-winner.

BYU Top Passing

	C-Att-Int	Yds	Y/A	Lng	TD	Sack	Effic
Taysom Hill	11-21-0	248	11.8	75	1	3	167.30

BYU Top Rushers

	No	Gain	Loss	Net	Avg	Lng	TD
Jamaal Williams	30	287	1	286	9.5	62	5
Squally Canada	9	49	0	49	5.4	17	1
Taysom Hill	6	23	20	3	0.5	11	0

BYU Top Receivers

	No	Yds	Avg	Lng	TD
Tanner Baldersee	3	62	20.7	27	0
Colby Pearson	2	41	20.5	33	0

BYU Defensive Highlights

	Tot	Solo	Sacks	TFL/Y	PBU	FF	QBH
Dayan Lake	9	8	0.0	0.5/2	0	0	0
Adam Pulsipher	8	6	0.0	0.5/1	0	0	0

2016 GAME-BY-GAME (GAME 6)

BYU

31

MICHIGAN ST. 14

10.8.2016

EAST LANSING, MI
SPARTAN STADIUM
(ABC) ATT: 74,214

SCORING SUMMARY

FIRST QUARTER				BYU	MSU
MSU	TD	04:10	Holmes, Gerald 8 Yd Rush (Geiger, Michael Kick)	0	7
SECOND QUARTER				BYU	MSU
BYU	FG	00:00	Rhett Almond 35 Yd	3	7
THIRD QUARTER				BYU	MSU
BYU	TD	04:52	Colby Pearson 4 Yd Pass From Taysom Hill (Rhett Almond Kick)	10	7
FOURTH QUARTER				BYU	MSU
BYU	TD	12:43	Taysom Hill 12 Yd Rush (Rhett Almond Kick)	17	7
BYU	TD	08:00	Jamaal Williams 8 Yd Rush (Rhett Almond Kick)	24	7
MSU	TD	04:59	Terry, Damion 1 Yd Rush (Geiger, Michael Kick)	24	14
BYU	TD	01:59	Jamaal Williams 1 Yd Rush (Rhett Almond Kick)	31	14

TEAM STAT COMPARISON

	BYU	MSU
1st Downs	24	13
Passing 1st Downs	7	7
Rushing 1st Downs	15	5
1st Downs from Penalties	2	1
3rd Down Efficiency	10-16	6-14
4th Down Efficiency	2-4	2-3
Total Yards	398	206
Passing	138	121
Comp-Att-Int	18-29-0	13-21-1
Average per attempt	4.8	5.8
Average per completion	7.7	9.3
Rushing	260	85
Rush Attempts	49	32
Yards per attempt	5.3	2.7
Red Zone (Made-Att)	5-6	2-2
Penalties	3-24	4-39
Turnovers	0	1
Fumbles lost	0	0
Interceptions Thrown	0	1
Defensive / Special Teams TDs	0	0
Possession	34:34	25:26
Sacks	3-15	0-0
PAT Kicks	4-4	2-2

DOMINANT SECOND HALF PUSHES BYU TO 31-14 WIN

EAST LANSING, Mich. — Seniors Taysom Hill and Jamaal Williams led BYU football to a 31-14 win over Michigan State on the road on Saturday with a big second-half effort.

The Cougars (3-3) outgained the Spartans (2-3) 398 to 206 in total yards. The BYU defense held Michigan State to its lowest output since 187 against No. 13 Nebraska in 2011. The rushing attack churned up 260 yards on the ground, the fourth time this season with 200-plus rushing yards.

After being down 7-3 at the half, BYU scored touchdowns on its first four possessions of the second half and held the Spartans to one late score in the fourth quarter.

Taysom Hill completed 18 of 27 passes for 138 yards and one touchdown along with rushing 47 yards and one touchdown. Jamaal Williams tallied 163 rushing yards and two touchdowns in the win.

Michigan State marched down the field on its first possession. Draining the clock, the Spartans scored on an 8-yard rush with 4:10 left in the first quarter to take the early 7-0 lead.

To end the first half, the Cougars had the ball to try to get on the board. After Hill rushed 11 yards to convert on third down, Rhett Almond kicked a 35-yard field goal to make it 7-3 heading into the break.

In BYU's ensuing possession, the offense drained 7:29 from the clock as it methodically moved down the field. Colby Pearson caught a 4-yard pass from Hill for the Cougars' first touchdown. BYU took the 10-7 lead with 4:52 left in the third quarter.

Later, on 4th and 1, Hill found Quin Ficklin rolling out from being an extra blocker for a gain of 2 yards and the first down. Hill then found an opening and rushed 12 yards into the end zone to push the lead to 17-7 with 12:43 to play.

Following a fourth down conversion by Michigan State, Michael Davis picked off backup quarterback Damion Terry. Davis returned it for 40 yards to put the offense in a good position with 9:29 on the clock. Williams cashed in on the turnover, carrying the ball 8 yards for another touchdown. The Cougars' lead extended to 24-7 with eight minutes to play.

Michigan State was able to score after allowing 24-unanswered points from BYU. The Spartans capped off a 75-yard drive with a 1-yard rush to make it 24-14 with 4:59 on the clock.

After a 62-yard rush by Williams to get into the blue zone, Hill handed it off to Williams again for a 1-yard rush for his second touchdown on the day. With 1:59 to play, BYU was up 31-14, which would hold as the final score.

BYU Top Passing

	C-Att-Int	Yds	Y/A	Lng	TD	Sack	Effic
Taysom Hill	18-27-0	138	5.1	22	1	0	121.82
TEAM	0-2-0	0	0.0	0	0	0	0.00

BYU Top Rushers

	No	Gain	Loss	Net	Avg	Lng	TD
Jamaal Williams	30	165	2	163	5.4	62	2
Squally Canada	6	50	0	50	8.3	21	0
Taysom Hill	8	47	0	47	5.9	12	1

BYU Top Receivers

	No	Yds	Avg	Lng	TD
Jonah Trinnaman	6	55	9.2	22	0
Nick Kurtz	3	27	9.0	18	0
Colby Pearson	3	15	5.0	6	1

BYU Defensive Highlights

	Tot	Solo	Sacks	TFL/Y	PBU	FF	QBH
Sae Tautu	6	3	2.0	2/9	0	0	0
Fred Warner	6	2	0.0	0.5/1	0	0	0
Harvey Langi	6	1	0.0	0	0	0	0



2016 GAME-BY-GAME (GAME 7)

MISSISSIPPI ST. 21

BYU 28



10.14.2016
PROVO, UT
LAVELL EDWARDS STADIUM
(ESPN) ATT: 62,184

SCORING SUMMARY								
FIRST QUARTER							MS	BYU
MS	TD	09:13	Keith Mixon 44 Yd Pass From Nick Fitzgerald (Westin Graves Kick)				7	0
BYU	TD	00:48	Hunter Marshall 1 Yd Pass From Taysom Hill (Rhett Almond Kick)				7	7
SECOND QUARTER							MS	BYU
MS	TD	03:54	Nick Fitzgerald 1 Yd Rush (Westin Graves Kick)				14	7
FOURTH QUARTER							MS	BYU
BYU	TD	13:15	Moroni Lauulu-Pututau 15 Yd Pass From Taysom Hill (Andrew Mikkelsen Kick)				14	14
OVERTIME							MS	BYU
MS	TD	15:00	Nick Fitzgerald 2 Yd Rush (Westin Graves Kick)				21	14
BYU	TD	15:00	Taysom Hill 1 Yd Rush (Andrew Mikkelsen Kick)				21	21
BYU	TD	15:00	Tanner Balderree 25 Yd Pass From Taysom Hill (Rhett Almond Kick)				21	28

TEAM STAT COMPARISON		
	BYU	MS
1st Downs	20	23
Passing 1st Downs	8	11
Rushing 1st Downs	8	9
1st Downs from Penalties	4	3
3rd Down Efficiency	9-17	8-19
4th Down Efficiency	1-1	1-3
Total Yards	311	386
Passing	165	223
Comp-Att-Int	16-28-1	18-37-2
Average per attempt	5.9	6.0
Average per completion	10.3	12.4
Rushing	146	163
Rush Attempts	47	49
Yards per attempt	3.1	3.3
Red Zone (Made-Att)	3-3	2-3
Penalties	9-84	7-63
Turnovers	2	2
Fumbles lost	1	0
Interceptions Thrown	1	2
Defensive / Special Teams TDs	0	0
Possession	30:58	29:02
Sacks	2-9	2-7
PAT Kicks	4-4	3-3
Field Goals	0-1	0-1

WILLIAMS BREAKS ALL-TIME RUSHING MARK IN 20T WIN

PROVO, Utah – Jamaal Williams became BYU's all-time career rusher as the Cougars beat Mississippi State 28-21 in two overtimes Friday night at LaVell Edwards Stadium.

Taysom Hill rolled right and found tight end Tanner Balderree who did most of the work after catch to give BYU a 28-21 lead after the Cougars' second overtime possession. BYU linebacker Fred Warner broke up a fourth-down pass in the end zone on the Bulldogs' possession to seal BYU's win.

Williams rushed for 76 yards in the game to increase his career rushing total to 3,468 yards, which broke Harvey Unga's career mark. Unga, whose last year was in 2009, had 3,455 career rushing yards as a Cougar.

Mississippi State got on the board first with a 44-yard touchdown pass from Nick Fitzgerald to Keith Mixon. BYU responded by going on a 15-play, 75-yard drive for a touchdown. On fourth and goal from the one yardline, Hill found Hunter Marshall in the back left corner of the end zone with 48 seconds left in the quarter for a 7-7 tie.

Fitzgerald punched in a touchdown on the ground to cap off a 15-play, 75-yard touchdown drive to put Mississippi State back on top, 14-7, with 3:54 left in the first half. The two teams took that score into halftime.

After penalties by both teams, BYU capitalized, as Hill threw a laser through two defenders for a touchdown to Moroni Lauulu-Pututau, who made a diving catch between the defenders in the end zone. The PAT tied things up at 14-14 with 13:15 left to play and neither team scored at the end of regulation.

The Bulldogs started in overtime and scored a touchdown via a two-yard rushing touchdown. The Cougars trailed 21-14 as they took over on offense.

On BYU's first play, Williams carried the ball for nine yards to break Unga's record. Several plays later, Hill punched in a quarterback sneak for a touchdown. Andrew Mikkelsen made the PAT to send the game to a second overtime.

The Cougars needed just one play to score a touchdown in the second extra period with the connection between Hill and Balderree for the touchdown.

BYU kept Mississippi State from scoring on their second overtime possession. The final play was an incomplete pass with Corbin Kaufusi hurrying Fitzgerald and Warner tipping it away in the end zone.

BYU Top Passing							
	C-Att-Int	Yds	Y/A	Lng	TD	Sack	Effic
Taysom Hill	16-28-1	165	5.9	25	3	2	134.86

BYU Top Rushers							
	No	Gain	Loss	Net	Avg	Lng	TD
Jamaal Williams	26	81	5	76	2.9	9	0
Taysom Hill	17	65	16	49	2.9	12	1
Squally Canada	3	11	0	11	3.7	7	0

BYU Top Receivers						
	No	Yds	Avg	Lng	TD	
Nick Kurtz	7	62	8.9	18	0	
Colby Pearson	4	36	9.0	17	0	
Moroni Lauulu-Pututau	2	34	17.0	19	1	

BYU Defensive Highlights							
	Tot	Solo	Sacks	TFL/Y	PBU	FF	QBH
Francis Bernard	16	13	0.0	1/6	0	0	0
Kai Nacua	9	6	0.0	0	0	0	0
Butch Pau'u	9	5	0.0	0.5/1	0	0	0

2016 GAME-BY-GAME (GAME 8)

BYU 27

BOISE ST. 28

10.20.2016

BOISE, ID

ALBERTSONS STADIUM

(ESPN) ATT: 34,575



SCORING SUMMARY

FIRST QUARTER				BYU	BSU
BSU	TD	14:11	McNICHOLS, J. 76 Yd Pass From RYPIEN, Brett (RAUSA, Tyler Kick)	0	7
BSU	TD	08:13	SPERBECK, T. 12 Yd Pass From RYPIEN, Brett (RAUSA, Tyler Kick)	0	14
SECOND QUARTER				BYU	BSU
BYU	FG	14:49	Rhett Almond 35 Yd	3	14
BYU	TD	14:22	Fred Warner 59 Yd Int (Rhett Almond Kick)	10	14
BYU	TD	04:54	Dayan Lake 50 Yd Int (Rhett Almond Kick)	17	14
BSU	TD	00:35	WILSON, Cedrick 36 Yd Pass From RYPIEN, Brett (RAUSA, Tyler Kick)	17	21
THIRD QUARTER				BYU	BSU
BYU	TD	06:55	Taysom Hill 1 Yd Rush (Rhett Almond Kick)	24	21
FOURTH QUARTER				BYU	BSU
BYU	FG	13:33	Rhett Almond 37 Yd	27	21
BSU	TD	10:37	McNICHOLS, J. 4 Yd Rush (RAUSA, Tyler Kick)	27	28

TEAM STAT COMPARISON

	BYU	BSU
1st Downs	19	24
Passing 1st Downs	9	18
Rushing 1st Downs	9	6
1st Downs from Penalties	1	0
3rd Down Efficiency	4-17	5-11
4th Down Efficiency	1-4	0-1
Total Yards	322	571
Passing	187	442
Comp-Att-Int	21-42-0	25-39-2
Average per attempt	4.5	11.3
Average per completion	8.9	17.7
Rushing	135	129
Rush Attempts	38	35
Yards per attempt	3.6	3.7
Red Zone (Made-Att)	3-3	2-4
Penalties	7-61	8-65
Turnovers	0	5
Fumbles lost	0	3
Interceptions Thrown	0	2
Defensive / Special Teams TDs	2	0
Possession	32:22	27:38
Sacks	3-22	4-13
PAT Kicks	3-3	4-4
Field Goals	2-3	0-2

TURNOVERS NOT ENOUGH FOR BYU TO OVERCOME NO. 14 BOISE ST.

BOISE, Idaho – Despite the defense forcing five turnovers, BYU football's comeback effort fell short 28-27 at No. 14 Boise State on Thursday night.

In the final drive of the game, BYU attempted a 44-yard field goal for the win but Rhett Almond's attempt on second down was blocked. The Cougars recovered the block and had a chance at a Hail Mary but couldn't complete it.

The Cougar defense forced five turnovers, including two pick-sixes in the contest, but the offense was able to score just three points when the possession was returned to them. Boise State had 571 total yards to BYU's 322.

Fred Warner and Dayan Lake each recorded an interception for a touchdown. Warner filled out the stat sheet with seven total tackles and a forced fumble to go along with the interception.

Hill completed 21 of 41 passes for 187 yards. He also rushed for 48 yards and a touchdown. Sophomore running back Squally Canada rushed a career-high 88 yards on 21 carries. Nine different BYU receivers caught a pass in the game, led by Mitchell Juergens' four catches for 57 yards.

Trailing 14-3, Fred Warner picked off the Broncos' quarterback Brett Rypien, returning it 59 yards for a pick-six, the first of the season for the Cougars. With 14:22 to play until the half, BYU made it a four-point game, 14-10.

BYU's defense came up with another big play with less than five minutes to go in the half. Off a tipped pass, Lake snagged it and returned a second interception 50 yards for a touchdown, making it 17-14, BYU.

With 35 seconds until the break, the Broncos scored on a 36-yard pass to head into the locker room back on top, 21-17.

In the fourth, Hill found Juergens for a 33-yard diving catch just short of the end zone. The 1-yard rushing touchdown from Hill put the Cougars up 24-21 with 6:55 on the clock.

In the following series, the Broncos fumbled the ball again. Fred Warner forced the ball loose and Troy Warner recovered it, bringing the offense back out to start the fourth quarter. The Cougars were held to just a field goal, a 37-yarder from Almond, allowing Boise State to comeback with a score and hold on 28-27.

BYU Top Passing

	C-Att-Int	Yds	Y/A	Lng	TD	Sack	Effic
Taysom Hill	21-41-0	187	4.6	33	0	4	89.53
TEAM	0-1-0	0	0.0	0	0	0	0.00

BYU Top Rushers

	No	Gain	Loss	Net	Avg	Lng	TD
Squally Canada	21	91	3	88	4.2	13	0
Taysom Hill	13	61	13	48	3.7	18	1
Algernon Brown	2	8	0	8	4.0	7	0

BYU Top Receivers

	No	Yds	Avg	Lng	TD
Mitchell Juergens	4	57	14.3	33	0
Colby Pearson	4	31	7.8	10	0
Jonah Trinnaman	3	24	8.0	11	0

BYU Defensive Highlights

	Tot	Solo	Sacks	TFL/Y	PBU	FF	QBH
Sae Tautu	9	3	1.0	1/9	0	1	0
Dayan Lake	8	5	0.0	0	0	0	0
Fred Warner	7	4	0.0	0	0	1	0



2016 GAME-BY-GAME (GAME 9)

BYU

20

CINCINNATI 3

11.5.2016

CINCINNATI, OH

NIPPERT STADIUM

(CBS SPORTS) ATT: 37,522



SCORING SUMMARY						
FIRST QUARTER					BYU	CINNINNATI
CINNINNATI	FG	12:35	PASLEY, Josh 23 Yd		0	3
BYU	FG	00:38	Rhett Almond 28 Yd		3	3
SECOND QUARTER					BYU	CINNINNATI
BYU	TD	00:48	Taysom Hill 8 Yd Rush (Rhett Almond Kick)		10	3
THIRD QUARTER					BYU	CINNINNATI
BYU	TD	08:26	Squally Canada 1 Yd Rush (Rhett Almond Kick)		17	3
FOURTH QUARTER					BYU	CINNINNATI
BYU	FG	01:39	Rhett Almond 19 Yd		20	3

TEAM STAT COMPARISON		
	BYU	CINCY
1st Downs	23	16
Passing 1st Downs	9	12
Rushing 1st Downs	12	4
1st Downs from Penalties	2	0
3rd Down Efficiency	10-16	4-13
4th Down Efficiency	1-2	0-2
Total Yards	337	295
Passing	130	199
Comp-Att-Int	15-25-1	19-32-1
Average per attempt	5.2	6.2
Average per completion	8.7	10.5
Rushing	207	96
Rush Attempts	47	25
Yards per attempt	4.4	3.8
Red Zone (Made-Att)	4-4	1-3
Penalties	5-28	4-40
Turnovers	1	1
Fumbles lost	0	0
Interceptions Thrown	1	1
Defensive / Special Teams TDs	0	0
Possession	37:57	22:03
Sacks	2-16	0-0
PAT Kicks	2-2	0-0
Field Goals	2-2	1-2

DEFENSE LEADS BYU TO 20-3 WIN AT CINCINNATI

CINCINNATI – BYU football took down Cincinnati 20-3 on the road on Saturday with a stout defensive effort and a strong run game.

BYU outgained Cincinnati 338 to 286. The Cougars were successful on third down in the game, converting 10 of 16 attempts and holding the Bearcats to just 4 of 13 on third down and 0 for 2 on fourth.

The Cougar defense held Cincinnati without a touchdown, marking the first time BYU has kept an opponent out of the end zone since 2014 against Savannah State and first FBS opponent since SDSU in the 2012 Poinsettia Bowl. It was the fewest points the Bearcats have scored since a 10-3 loss to Rutgers in 2012.

Taysom Hill led the offense, completing 15 of 25 passes for 130 yards and one interception along with rushing 75 yards for a touchdown. Jamaal Williams had 25 carries for 92 yards while Squally Canada spelled him with nine carries, 41 yards and one touchdown.

On defense, Francis Bernard led the team with nine total tackles along with one pass breakup. Corbin Kaufusi had notched three tackles and one sack while Troy Warner logged three pass breakups in the first half.

After giving up a field goal on Cincinnati's first possession, BYU kicked a 28-yard field goal to tie the game 3-3 with 38 seconds left in the first quarter.

To spark the team, Hill threw 43-yard flea flicker to Jonah Trinnaman, setting up a touchdown. Hill rushed 8 yards into the end zone for the first touchdown of the game, taking the 10-3 lead heading into the break.

Williams rushed 13 yards to get just short of the end zone, setting up the score. Canada punched in that last yard for his second touchdown of the year, pushing BYU's lead to 17-3 with 8:26 left in the third quarter.

Draining 9:41 off the clock in the fourth quarter, the Cougars took their time marching down the field on their final scoring drive Williams converted on fourth down with a 2-yard rush. But on the second fourth down BYU faced, the team settled for a 19-yard field goal, pushing the lead to 20-3 with just 1:39 left in the game.

BYU Top Passing							
	C-Att-Int	Yds	Y/A	Lng	TD	Sack	Effic
Taysom Hill	15-25-1	130	5.2	43	0	0	95.68

BYU Top Rushers							
	No	Gain	Loss	Net	Avg	Lng	TD
Jamaal Williams	25	96	4	92	3.7	14	0
Taysom Hill	12	75	0	75	6.3	15	1
Squally Canada	9	41	0	41	4.6	16	1

BYU Top Receivers						
	No	Yds	Avg	Lng	TD	
Nick Kurtz	4	33	8.3	11	0	
Mitchell Juergens	4	24	6.0	11	0	
Jonah Trinnaman	2	47	23.5	43	0	

BYU Defensive Highlights						
	Tot	Solo	Sacks	TFL/Y	PBU	FF
Francis Bernard	9	4	0.0	0	1	0
Fred Warner	6	3	0.0	0	1	0
Butch Pau'u	4	2	0.0	0	0	0

2016 GAME-BY-GAME (GAME 10)

SUU 7
BYU 37

11.12.2016
PROVO, UTAH
LAVELL EDWARDS STADIUM
(BYUTV) ATT: 59,302



SCORING SUMMARY

FIRST QUARTER				SUU	BYU
BYU	TD	12:14	Taysom Hill 16 Yd Rush (Rhett Almond Kick)	0	7
BYU	TD	01:27	Nick Kurtz 31 Yd Pass From Taysom Hill (Rhett Almond Kick)	0	14
SECOND QUARTER				SUU	BYU
BYU	FG	09:31	Rhett Almond 28 Yd	0	17
BYU	TD	03:56	Colby Pearson 21 Yd Pass From Taysom Hill (Rhett Almond Kick)	0	24
SUU	TD	02:02	Logan Parker 17 Yd Pass From Patrick Tyler (Keita Calhoun Kick)	7	24
BYU	TD	00:46	KJ Hall 2 Yd Rush (Rhett Almond Kick)	7	31
FOURTH QUARTER				SUU	BYU
BYU	FG	10:31	Rhett Almond 30 Yd	7	34
BYU	FG	00:51	Rhett Almond 20 Yd	7	37

TEAM STAT COMPARISON

	BYU	SJU
1st Downs	33	7
Passing 1st Downs	19	3
Rushing 1st Downs	14	2
1st Downs from Penalties	0	2
3rd Down Efficiency	8-16	3-14
4th Down Efficiency	2-2	1-2
Total Yards	596	165
Passing	441	144
Comp-Att-Int	33-42-1	19-33-1
Average per attempt	10.5	4.4
Average per completion	13.4	7.6
Rushing	155	21
Rush Attempts	40	18
Yards per attempt	3.9	1.2
Red Zone (Made-Att)	5-6	1-1
Penalties	6-65	2-20
Turnovers	3	1
Fumbles lost	2	0
Interceptions Thrown	1	1
Defensive / Special Teams TDs	0	0
Possession	39:54	20:06
Sacks	4-28	3-33
PAT Kicks	4-4	1-1
Field Goals	3-5	0-1

BYU GETS BOWL ELIGIBLE WITH 37-7 WIN OVER SOUTHERN UTAH

PROVO, Utah – BYU beat Southern Utah 37-7 on Saturday at LaVell Edwards Stadium to become bowl eligible for a 12th-consecutive season.

The Cougars tallied 596 total yards, 441 of which were through the air.

Taysom Hill played for most of the first three quarters, and passed for 320 yards and two touchdowns while rushing for 59 yards and another trip to the end zone.

Tanner Mangum played several series behind center, and threw for 121 yards with 42 rushing yards. Freshman running back KJ Hall rushed for 59 yards and a touchdown, with 68 receiving yards.

BYU used just two plays on its first drive to find the end zone. After forcing a turnover on downs on the Southern Utah 47 yardline, Hill connected with Mitchell Juergens for a 31-yard pass and followed it up with a 16-yard touchdown run for a 7-0 lead.

As the first quarter neared its end, Hill hooked up with Nick Kurtz for a 31-yard touchdown pass. The Cougars held a 14-0 lead as the first quarter ended.

About five minutes into the second quarter, BYU drove 29 yards before Rhett Almond made a 28-yard field goal to put the Cougars up 17-0.

With 3:56 left in the first half, Hill connected with Colby Pearson on a 21-yard touchdown pass. That punctuated a seven-play, 62-yard drive to put BYU up 24-0 after Almond's PAT.

The Thunderbirds got on the board with 2:02 left in the first half, via a 17-yard touchdown pass from Patrick Tyler to Logan Parker. The ensuing PAT cut the Cougars' lead to 24-7.

Hall scored his first BYU touchdown 46 seconds before halftime, finishing a six-play, 82 yard drive with a two-yard run. BYU increased its advantage to 31-7 going into halftime.

Almond hit a pair of field goals to finish off the scoring in a 37-7 victory.

BYU Top Passing

	C-Att-Int	Yds	Y/A	Lng	TD	Sack	Effic
Taysom Hill	22-29-1	320	11.0	32	2	2	184.41
Tanner Mangum	11-13-0	121	9.3	30	0	1	162.80

BYU Top Rushers

	No	Gain	Loss	Net	Avg	Lng	TD
KJ Hall	12	59	0	59	4.9	16	1
Tanner Mangum	4	59	17	42	10.5	35	0
Taysom Hill	7	50	21	29	4.1	16	1

BYU Top Receivers

	No	Yds	Avg	Lng	TD
Mitchell Juergens	6	82	13.7	31	0
Nick Kurtz	5	69	13.8	31	1
Bravden El-Bakri	4	69	17.3	27	0

BYU Defensive Highlights

	Tot	Solo	Sacks	TFL/Y	PBU	FF	QBH
Kavika Fonua	4	3	0.0	0	0	0	0
Harvey Langi	4	2	0.5	1.5/5	0	0	0
Sae Tautu	4	2	0.0	0.5/1	1	0	0



2016 GAME-BY-GAME (GAME 11)

UMASS 9
BYU 51

11.19.2016
PROVO, UTAH
LAVELL EDWARDS STADIUM
(BYUTV) ATT: 51,190



SCORING SUMMARY							
FIRST QUARTER						UMASS	BYU
UMASS	TD	03:27	Davis, B. 70 Yd Pass From Ford, A.			6	0
SECOND QUARTER						UMASS	BYU
BYU	TD	14:53	KJ Hall 11 Yd Rush (Rhett Almond Kick)			6	7
UMASS	FG	12:58	Laurent, L. 44 Yd			9	7
BYU	TD	05:22	Harvey Langi 5 Yd Rush (Rhett Almond Kick)			9	14
THIRD QUARTER						UMASS	BYU
BYU	FG	11:30	Rhett Almond 33 Yd			9	17
BYU	FG	09:13	Rhett Almond 34 Yd			9	20
BYU	TD	07:18	Harvey Langi 2 Yd Rush (Rhett Almond Kick)			9	27
BYU	TD	06:20	Francis Bernard 39 Yd Int (Rhett Almond Kick)			9	34
FOURTH QUARTER						UMASS	BYU
BYU	TD	12:50	Taysom Hill 5 Yd Rush (Rhett Almond Kick)			9	41
BYU	TD	05:22	Garrett Juergens 7 Yd Pass From Tanner Mangum (Rhett Almond Kick)			9	48
BYU	FG	03:05	Rhett Almond 21 Yd			9	51

TEAM STAT COMPARISON		
	BYU	UMASS
1st Downs	27	14
Passing 1st Downs	11	10
Rushing 1st Downs	12	3
1st Downs from Penalties	4	1
3rd Down Efficiency	10-18	3-11
4th Down Efficiency	1-1	0-2
Total Yards	431	328
Passing	184	288
Comp-Att-Int	20-34-0	27-40-2
Average per attempt	5.4	7.2
Average per completion	9.2	10.7
Rushing	247	40
Rush Attempts	49	20
Yards per attempt	5.0	2.0
Red Zone (Made-Att)	8-8	1-2
Penalties	5-64	9-94
Turnovers	1	4
Fumbles lost	1	2
Interceptions Thrown	0	2
Defensive / Special Teams TDs	1	0
Possession	35:18	24:42
Sacks	5-33	1-9
PAT Kicks	6-6	0-1
Field Goals	3-3	1-1

SECOND-HALF SURGE HELPS BYU DEFEAT UMASS

PROVO, Utah – Behind a strong rushing attack and second half takeaways on defense and special teams, BYU defeated Massachusetts 51-9 on Saturday at LaVell Edwards Stadium.

The Cougars were dominant on the ground, rushing for 247 yards and amassing 437 yards of total offense, while holding the Minutemen to just 40 rushing yards on 20 attempts.

KJ Hall rushed for 101 yards on 18 carries and senior Harvey Langi gained 56 yards on 14 carries on his first game on offense this season. Senior quarterback Taysom Hill passed for 165 yards and rushed for 81 yards and a touchdown on 13 carries.

On the defensive side of the ball, sophomore Francis Bernard recorded seven tackles and returned an interception for a touchdown.

BYU's special teams forced two fumbles with Hiva Lee and Eric Takenaka each recovering fumbles to set up BYU scores.

Despite falling behind early in the first half, the Cougars scored 44 unanswered points and dominated in the second half thanks to four turnovers and a blocked punt.

BYU led 20-9 after two field goals in the second half. Then the Cougars opened up the game with four straight touchdowns including a pair in the third quarter and another pair in the fourth to make it 48-9 with just over five minutes remaining.

The following kickoff after BYU's last touchdown bounced off the hands of the UMass returner and Lee recovered the ball on the UMass 8-yard line. Almond added a 21-yard field goal with 3:05 remaining in the game and BYU held on to win by a final score of 51-9.

BYU Top Passing							
	C-Att-Int	Yds	Y/A	Lng	TD	Sack	Effic
Taysom Hill	18-30-0	165	5.5	24	0	1	106.20
Tanner Mangum	2-4-0	19	4.8	12	1	0	172.40

BYU Top Rushers							
	No	Gain	Loss	Net	Avg	Lng	TD
KJ Hall	18	101	0	101	5.6	22	1
Taysom Hill	13	85	4	81	6.2	18	1
Harvey Langi	14	62	6	56	4.0	15	2

BYU Top Receivers						
	No	Yds	Avg	Lng	TD	
Moroni Laulu-Pututau	5	42	8.4	14	0	
Mitchell Juergens	3	24	8.0	13	0	
Nick Kurtz	3	20	6.7	8	0	

BYU Defensive Highlights							
	Tot	Solo	Sacks	TFL/Y	PBU	FF	QBH
Francis Bernard	7	3	0.0	0	0	0	0
Micah Hannemann	4	3	0.0	0	0	0	0
Butch Pau'u	4	3	0.0	0	0	0	0

2016 GAME-BY-GAME (GAME 12)

UTAH ST. 10

BYU 28

11.26.2016
 PROVO, UTAH
 LAVELL EDWARDS STADIUM
 (ESPN) ATT: 53,603



SCORING SUMMARY						
FIRST QUARTER					USU	BYU
USU	FG	09:39	WARREN, Brock 28 Yd		3	0
SECOND QUARTER					USU	BYU
BYU	TD	12:35	Jamaal Williams 2 Yd Rush (Rhett Almond Kick)		3	7
BYU	TD	02:50	Michael Shelton 52 Yd Fumb (Rhett Almond Kick)		3	14
USU	TD	00:42	HOBBS, Damion 2 Yd Rush (WARREN, Brock Kick)		10	14
THIRD QUARTER					USU	BYU
BYU	TD	02:19	Mitchell Juergens 10 Yd Pass From Taysom Hill (Rhett Almond Kick)		10	21
FOURTH QUARTER					USU	BYU
BYU	TD	12:55	Colby Pearson 5 Yd Pass From Tanner Mangum (Rhett Almond Kick)		10	28

TEAM STAT COMPARISON			
	BYU	USU	
1st Downs	26	11	
Passing 1st Downs	5	6	
Rushing 1st Downs	14	4	
1st Downs from Penalties	7	1	
3rd Down Efficiency	6-14	3-13	
4th Down Efficiency	2-2	0-1	
Total Yards	355	200	
Passing	106	103	
Comp-Att-Int	11-22-2	12-23-1	
Average per attempt	4.8	4.5	
Average per completion	9.6	8.6	
Rushing	249	97	
Rush Attempts	54	28	
Yards per attempt	4.6	3.5	
Red Zone (Made-Att)	3-4	2-2	
Penalties	8-68	11-94	
Turnovers	2	2	
Fumbles lost	0	1	
Interceptions Thrown	2	1	
Defensive / Special Teams TDs	1	0	
Possession	36:48	23:12	
Sacks	2-11	3-9	
PAT Kicks	4-4	1-1	
Field Goals	0-1	1-2	

COUGARS TOP UTAH STATE 28-10 TO END REGULAR-SEASON PLAY

PROVO, Utah – BYU beat Utah State 28-10 Saturday night at LaVell Edwards Stadium in the regular-season finale, claiming the Old Wagon Wheel for the second-consecutive season.

The Cougars (8-4) collected 355 total yards in the game, including 249 rushing yards, while holding Utah State (3-9) to a season-low 200 total yards.

Taysom Hill went 10 for 21 with 101 yards and a touchdown and Jamaal Williams had 131 rushing yards on 18 attempts, averaging 7.3 yards per carry. Fred Warner and Francis Bernard anchored the defense with six total tackles each and Michael Shelton returned a fumble 52-yards for a score.

Utah State marched down the field on the first drive of the game, getting on the board with a 28-yard field goal, capping off the 12 play, 64 yard drive.

Hill completed a 35-yard pass to Nick Kurtz on BYU's next drive to set his team up at the Utah State 28-yard line. A 2-yard touchdown run from Williams then helped give BYU a 7-3 lead early in the second quarter.

With just under three minutes left in the half, the Aggies went for it on 4th-and-1, converting before Logan Taeler forced a fumble. Shelton quickly recovered the turnover, running 52 yards to score the defensive touchdown and give the Cougars a 14-3 advantage.

Near the end of the second quarter, the Aggies' Jalen Davis picked off Hill, returning the ball 37 yards to the BYU 6-yard line. Two plays later, Utah State scored a 2-yard rushing touchdown to get back within four, trailing 14-10 at halftime.

Hill threw a 10-yard strike to Mitchell Juergens in the end zone with 2:19 left in the third quarter. The Cougars led 21-10 following the Rhett Almond PAT.

Warner picked off the Aggies' quarterback at the Utah State 40 to set up BYU's ensuing touchdown drive. After an injured Hill left the game, Mangum threw a five-yard touchdown pass to Colby Pearson to increase the BYU lead at 28-10 with 12:55 left in the game.

Neither team scored in the remaining time as the Cougars ran out the clock to end the game 28-10.

BYU Top Passing							
	C-Att-Int	Yds	Y/A	Lng	TD	Sack	Effic
Taysom Hill	10-21-2	101	4.8	35	1	1	84.69
Tanner Mangum	1-1-0	5	5.0	5	1	2	472.00

BYU Top Rushers							
	No	Gain	Loss	Net	Avg	Lng	TD
Jamaal Williams	18	137	6	131	7.3	23	1
Taysom Hill	12	54	8	46	3.8	12	0
Squally Canada	10	40	0	40	4.0	13	0

BYU Top Receivers					
	No	Yds	Avg	Lng	TD
Nick Kurtz	4	50	12.5	35	0
Colby Pearson	2	11	5.5	6	1
Moroni Lauulu-Pututau	1	15	15.0	15	0

BYU Defensive Highlights							
	Tot	Solo	Sacks	TFL/Y	PBU	FF	QBH
Francis Bernard	6	3	0.0	0	0	0	0
Fred Warner	6	2	0.0	0	1	0	0
Butch Pau'u	4	4	0.0	0	0	0	1



POINSETTIA BOWL



BYU

24

WYOMING 21

12.21.2016
SAN DIEGO, CA
QUALCOMM STADIUM
(ESPN) ATT: 28,114

BYU HOLDS OFF WYOMING FOR 24-21 POINSETTIA BOWL WIN

The Cougar ground game and defense stay strong in tough weather conditions for Kalani Sitake's first bowl in as a head coach

SAN DIEGO – On a rare wet and rainy night at Qualcomm Stadium, BYU capped off its 2016 season with a wild 24-21 win over Wyoming in the 2016 San Diego County Credit Union Poinsettia Bowl on Wednesday.

BYU (9-4) led 24-7 in the fourth quarter, but a furious Cowboy (8-6) comeback made it a thriller in the final minutes. Wyoming cut the advantage to 24-21 and had the ball at the Cougar 32-yard line with 1:22 to play before senior Kai Nacua picked off a pass heading near the end zone to end the final threat of a comeback.

The win was BYU's first bowl win since its last trip to the Poinsettia Bowl in 2012 when the Cougars defeated San Diego State 23-6.

Senior running back Jamaal Williams put on a show in his final game at BYU, running for 210 yards and one touchdown on 26 carries. He finished his career with the most rushing yards in school history with 3,901 and the most games of 100 rushing yards or more with 16.

Nacua's interception was his sixth of the year and 14th of his career. Dayan Lake also had a takeaway, giving BYU 21 interceptions in 2016, tied for No. 2 nationally after the game. Harvey Langi led the team with 16 tackles, a career high, while Butch Pau'u and Fred Warner had 11 and 10 tackles, respectively.

Wyoming's punter fumbled the snap near the end of the first quarter at the Cowboy 3-yard line. Quarterback Tanner Mangum scrambled and punched it in for a rushing score to put BYU up 7-0 with 38 seconds to play after a slow and soggy first quarter.

Mangum threw an interception on the next Cougar possession and Wyoming ran it back to the BYU 39-yard line. The Cougar defense forced a field goal attempt and a fake was snuffed out as Langi batted down a pass attempt. BYU took over at its own 25-yard line midway through the second frame.

BYU was able to get three points on the next possession at the 3:08 mark in the

TEAM STAT COMPARISON		
	BYU	WYOMING
1st Downs	13	22
Passing 1st Downs	5	9
Rushing 1st Downs	7	10
1st Downs from Penalties	1	3
3rd Down Efficiency	4-10	8-18
4th Down Efficiency	0-0	3-5
Total Yards	312	373
Passing	96	207
Comp-Att-Int	8-15-1	17-33-2
Average per attempt	6.4	6.3
Average per completion	12.0	12.2
Rushing	216	166
Rush Attempts	35	46
Yards per attempt	6.2	3.6
Red Zone (Made-Att)	3-3	2-2
Penalties	5-63	7-59
Turnovers	2	2
Fumbles lost	1	0
Interceptions Thrown	1	2
Defensive / Special Teams	0	0
Possession	24:48	35:12
Sacks	0-0	1-11
PAT Kicks	3-3	3-3
Field Goals	1-1	0-0



second quarter with a 27-yard field goal from Rhett Almond. The Cougars took a 10-0 lead into halftime.

Out of the break, Wyoming went 60 yards on its first drive, capped by a 4-yard touchdown run to cut BYU's lead to 10-7 after a drive over eight minutes long.

BYU answered in its first possession of the half. Mangum completed 4 of 5 passes on the drive, capped off with a completion on a desperation throw on to the end zone that bounced off of multiple players' hands before falling into Tanner Balderree's arms for a 5-yard touchdown. Nick Kurtz had a 39-yard reception to set up the score. With 2:42 left in the third quarter, BYU had a 17-7 lead.

On the first play following a targeting call that ejected defensive back Micah Hannemann near the end of the third quarter, Lake stepped in front of a pass and intercepted it for his third pick of the year, returning it 14 yards to the BYU 45-yard line. The Cougars cashed in five plays later when a Jonah Trinnaman block helped spring Williams for a 36-yard touchdown scamper to make it 24-7 less than a minute into the fourth quarter.

The back and forth scoring continued when Wyoming made it 24-14 after a 9-yard touchdown pass with 7:35 left in the game.

The Cowboys continued to fight with another touchdown from Wyoming wide receiver Tanner Gentry (his second of the game) with 2:11 to go to make things interesting at 24-21.

BYU failed to convert on the next drive and had to punt it back to Wyoming with 1:52 remaining. The Cowboys took over at midfield. After getting to the 32-yard line, Wyoming's quarterback tried to extend the play and threw across his body for the end zone, but Nacua jumped in front and picked it off to seal BYU's victory.

BYU finished the season 9-4 with a bowl victory in head coach Kalani Sitake's first season at the helm.

SCORING SUMMARY					
FIRST QUARTER				BYU	WYOMING
BYU	TD	00:38	Tanner Mangum 3 Yd Rush (Rhett Almond Kick)	7	0
SECOND QUARTER				BYU	WYOMING
BYU	FG	03:08	Rhett Almond 27 Yd	10	0
THIRD QUARTER				BYU	WYOMING
WYOMING	TD	06:35	HILL, Brian 4 Yd Rush (ROTHE, Cooper Kick)	10	7
BYU	TD	02:42	Tanner Balderree 5 Yd Pass From Tanner Mangum (Rhett Almond Kick)	17	7
FOURTH QUARTER				BYU	WYOMING
BYU	TD	14:07	Jamaal Williams 36 Yd Rush (Rhett Almond Kick)	24	7
WYOMING	TD	07:35	GENTRY, Tanner 9 Yd Pass From ALLEN, Josh (ROTHE, Cooper Kick)	24	14
WYOMING	TD	02:11	GENTRY, Tanner 23 Yd Pass From ALLEN, Josh (ROTHE, Cooper Kick)	24	21



BYU Top Passing							
	C-Att-Int	Yds	Y/A	Lng	TD	Sack	Effic
Tanner Mangum	8-15-1	96	6.4	39	1	1	115.76
BYU Top Rushers							
	No	Gain	Loss	Net	Avg	Lng	TD
Jamaal Williams	26	210	0	210	8.1	36	1
Squally Canada	4	20	3	17	4.3	9	0
KJ Hall	1	1	0	1	1.0	1	0
TEAM	2	0	4	-4	-2.0	0	0
Tanner Mangum	2	3	11	-8	-4.0	3	1

BYU Top Receivers					
	No	Yds	Avg	Lng	TD
Nick Kurtz	3	59	19.7	39	0
Colby Pearson	2	16	8.0	12	0
Moroni Lau'ulu-Pututau	1	11	11.0	11	0
Tanner Balderree	1	5	5.0	5	1
Jonah Trinnaman	1	5	5.0	5	0

BYU Defensive Highlights						
	Tot	Solo	Sacks	TFL/Y	PBU	FF
Harvey Langi	16	10	0.0	1/3	1	0
Butch Pau'u	11	7	0.0	0	0	0
Fred Warner	10	4	0.0	1.5/4	0	0



2016 HONORS

PHIL STEELE ALL-INDEPENDENT TEAMS

FIRST TEAM

OFFENSE

QB	DeShone Kizer	Notre Dame
RB	Jamaal Williams	BYU
RB	Josh Adams	Notre Dame
WR	Equanimeous St. Brown	Notre Dame
WR	Andy Isabella	UMass
WR	Torii Hunter	Notre Dame
TE	Adam Brenemen	UMass
OL	Mike McGlinchey	Notre Dame
OL	Michael Boland	UMass
OL	Quenton Nelson	Notre Dame
OL	Fabian Hoeller	UMass
OL	Tejan Koroma	BYU

DEFENSE

DL	Isaac Rochell	Notre Dame
DL	Sae Tautu	BYU
DL	Jarron Jones	Notre Dame
DL	Logan Taelle	BYU
LB	Nyles Morgan	Notre Dame
LB	Andrew King	Army
LB	James Onwualu	Notre Dame
LB	Steve Casali	UMass
DB	Kai Nacua	BYU
DB	Drue Tranquill	Notre Dame
DB	Xavier Moss	Army
DB	Cole Luke	Notre Dame

SPECIAL TEAMS

K	Justin Yoon	Notre Dame
P	Jonny Linehan	BYU
KR	CJ Sanders	Notre Dame
PR	CJ Sanders	Notre Dame

SECOND TEAM

OFFENSE

QB	Taysom Hill	BYU
RB	Andy Davidson	Army
RB	Marquis Young	UMass
RB	Darnell Woolfolk	Army
WR	Nick Kurtz	BYU
WR	Jalen Williams	UMass
WR	Edgar Poe	Army
OL	Keyan Norman	BYU
OL	Sam Mustipher	Notre Dame
OL	Bryce Holland	Army
OL	Tuni Kanuch	BYU
OL	Justin Gilbert	Army

DEFENSE

DL	Peter Angeh	UMass
DL	John Voit	Army
DL	Sha-Ki Holiness	UMass
LB	Da'Sean Downey	UMass
LB	Jeremy Timpf	Army
LB	Fred Warner	BYU
LB	Alex Aukerman	Army
LB	Francis Bernard	BYU
DB	Julian Love	Notre Dame
DB	Jesse Monteiro	UMass
DB	Dayan Lake	BYU
DB	Lee Moses	UMass

SPECIAL TEAMS

K	Rhett Almond	BYU
P	Tyler Newsome	Notre Dame
KR	Isaiah Rodgers	UMass
PR	Garrett Juergens	BYU

OTHER HONORS

TAYSOM HILL

NFF Scholar-Athlete, William V. Campbell Trophy Finalist

THOMAS SHOAF

Freshman All-American (Football Writers Association of America)

NICK KURTZ, LOGAN TAELE

CoSIDA Academic All-District First Team

KALANI SITAKE

Golden Spike Communicator of the Year

TY DETMER

NCAA Silver Anniversary Award

NFF HAMPSHIRE HONOR SOCIETY

The 2017 NFF Hampshire Honor Society is comprised of football players from all divisions of play who each maintained a cumulative 3.2 GPA or better throughout their college career.


DB	Chris Badger
LB	Austin Heder
DL	Logan Taelle
OL	Andrew Eide
OL	Parker Dawe
WR	Mitchell Juergens
WR	Garrett Juergens
WR	Nick Kurtz
QB	Taysom Hill

2016 STATISTICAL COMPARISONS

CATEGORY	BYU	INDY	NCAA
Scoring Off.	29.5	3	62
Scoring Def.	19.5	1	14
Passing Off.	197.9	3	96
Passing Def.	252.2	3	96
Rushing Off.	201.2	2	41
Rushing Def.	112.8	1	9
Total Off.	399.1	3	71
Total Def.	365.0	2	34
Turnover Margin	0.92	1	7
Net Punting	39.93	1	20
Punt Returns	8.50	2	54
Kickoff Returns	21.21	2	54
Blocked kicks	4	1	13
Blue Zone Offense	0.945	1	3
Team sacks	2.23	1	53
Team tackles for loss	5.7	2	67

SCORING

SCORE BY QUARTERS	1st	2nd	3rd	4th	OT	Total
BYU	65	97	82	126	14	384
Opponents	68	69	44	66	7	254



TEAM STATISTICS

	BYU	OPP
SCORING	384	254
Points Per Game	29.5	19.5
Points Off Turnovers	108	37
FIRST DOWNS	299	244
Rushing	141	78
Passing	130	143
Penalty	28	23
RUSHING YARDAGE	2615	1467
Yards gained rushing	2890	1777
Yards lost rushing	275	310
Rushing Attempts	544	431
Average Per Rush	4.8	3.4
Average Per Game	201.2	112.8
TDs Rushing	28	14
PASSING YARDAGE	2573	3278
Comp-Att-Int	245-412-12	271-429-21
Average Per Pass	6.2	7.6
Average Per Catch	10.5	12.1
Average Per Game	197.9	252.2
TDs Passing	15	17
TOTAL OFFENSE	5188	4745
Total Plays	956	860
Average Per Play	5.4	5.5
Average Per Game	399.1	365.0
KICK RETURNS: #-Yards	33-700	50-915
PUNT RETURNS: #-Yards	24-204	17-43
INT RETURNS: #-Yards	21-372	12-195
KICK RETURN AVERAGE	21.2	18.3
PUNT RETURN AVERAGE	8.5	2.5
INT RETURN AVERAGE	17.7	16.2
FUMBLES-LOST	16-7	28-10
PENALTIES-Yards	83-782	82-747
Average Per Game	60.2	57.5
PUNTS-Yards	58-2459	61-2550
Average Per Punt	42.4	41.8
Net punt average	39.9	38.5
KICKOFFS-Yards	75-4494	53-3273
Average Per Kick	59.9	61.8
Net kick average	41.7	39.6
TIME OF POSSESSION/	32:40	27:20
3RD-DOWN Conversions	93/195	66/177
3rd-Down Pct	48%	37%
4TH-DOWN Conversions	12/19	9/22
4th-Down Pct	63%	41%
SACKS BY-Yards	29-185	26-156
MISC YARDS	34	0
TOUCHDOWNS SCORED	47	33
FIELD GOALS-ATTEMPTS	20-26	8-17
ON-SIDE KICKS	0-0	0-0
RED-ZONE SCORES	(52-55) 95%	(26-35) 74%
RED-ZONE TOUCHDOWNS	(33-55) 60%	(20-35) 57%
PAT-ATTEMPTS	(42-43) 98%	(30-31) 97%
ATTENDANCE	351413	193226
Games/Avg Per Game	6/58569	4/48306
Neutral Site Games		3/38950

RUSHING									
	GP	Att	Gain	Loss	Net	Avg	TD	Long	Avg/G
WILLIAMS, Jamaa	10	234	1408	33	1375	5.9	12	62	137.5
HILL, Taysom	12	137	742	139	603	4.4	8	39	50.2
CANADA, Squally	13	74	329	14	315	4.3	2	21	24.2
HALL, KJ	4	35	184	0	184	5.3	2	22	46.0
LANGI, Harvey	13	20	85	6	79	4.0	2	15	6.1
BROWN, Algernon	13	16	47	4	43	2.7	0	12	3.3
MANGUM, Tanner	5	9	62	40	22	2.4	1	35	4.4
BALDERREE, Tann	13	0	11	0	11	0.0	0	0	0.8
HANSEN, Colby	3	4	11	1	10	2.5	0	5	3.3
PEARSON, Colby	13	1	3	0	3	3.0	0	3	0.2
EL-BAKRI, Brayd	12	2	2	0	2	1.0	1	1	0.2
HIFO, Aleva	13	2	6	6	0	0.0	0	6	0.0
LINEHAN, Jonny	13	1	0	3	-3	-3.0	0	0	-0.2
Team	12	9	0	29	-29	-3.2	0	0	-2.4
Total.....	13	544	2890	275	2615	4.8	28	62	201.2
Opponents.....	13	431	1777	310	1467	3.4	14	49	112.8

PASSING									
	G	Effic	Cmp-Att-Int	Pct	Yds	TD	Lng	Avg/G	
HILL, Taysom	12	116.86	222-372-11	59.7	2323	12	75	193.6	
MANGUM, Tanner	5	151.95	22-33-1	66.7	241	3	39	48.2	
Team	12	0.00	0-6-0	0.0	0	0	0	0.0	
JUERGENS, Mitch	13	175.60	1-1-0	100.0	9	0	9	0.7	
Total.....	13	118.11	245-412-12	59.5	2573	15	75	197.9	

RECEIVING								
	G	No.	Yds	Avg	TD	Long	Avg/G	
KURTZ, Nick	13	49	541	11.0	2	39	41.6	
PEARSON, Colby	13	38	384	10.1	4	33	29.5	
JUERGENS, Mitch	13	34	333	9.8	2	33	25.6	
TRINNAMAN, Jona	13	28	321	11.5	1	75	24.7	
LAULU-PUTUTAU, M	13	27	277	10.3	2	19	21.3	
BALDERREE, Tann	13	13	156	12.0	2	27	12.0	
HIFO, Aleva	13	11	58	5.3	0	13	4.5	
WILLIAMS, Jamaa	10	7	80	11.4	0	39	8.0	
MARSHALL, Hunte	12	7	66	9.4	1	19	5.5	
BROWN, Algernon	13	6	67	11.2	0	24	5.2	
EL-BAKRI, Brayd	12	5	88	17.6	0	27	7.3	
HALL, KJ	4	5	78	15.6	0	32	19.5	
JUERGENS, Garre	13	4	36	9.0	1	12	2.8	
SHUMWAY, Talon	7	3	49	16.3	0	20	7.0	
CANADA, Squally	13	3	7	2.3	0	5	0.5	
SAMPSON, Nate	4	1	12	12.0	0	12	3.0	
KAUFUSI, Corbin	13	1	9	9.0	0	9	0.7	
TANNER, Beau	10	1	5	5.0	0	5	0.5	
LAPUAHO, Ului	2	1	4	4.0	0	4	2.0	
FICKLIN, Quin	7	1	2	2.0	0	2	0.3	
Total.....	13	245	2573	10.5	15	75	197.9	
Opponents.....	13	271	3278	12.1	17	79	252.2	

ALL-PURPOSE YARDS								
	G	Rush	Rec	PR	KOR	IR	Tot	Avg/G
WILLIAMS, Jamaa	10	1375	80	0	0	0	1455	145.5
HILL, Taysom	12	603	0	0	0	0	603	50.2
KURTZ, Nick	13	0	541	0	0	0	541	41.6
HIFO, Aleva	13	0	58	0	440	0	498	38.3
PEARSON, Colby	13	3	384	0	0	0	387	29.8
JUERGENS, Mitch	13	0	333	15	0	0	348	26.8
TRINNAMAN, Jona	13	0	321	0	13	0	334	25.7
CANADA, Squally	13	315	7	0	0	0	322	24.8
LAULU-PUTUTAU,M	13	0	277	0	0	0	277	21.3
HALL, KJ	4	184	78	0	0	0	262	65.5
JUERGENS, Garre	13	0	36	163	23	0	222	17.1
HADLEY, Matt	13	0	0	0	195	0	195	15.0
BALDERREE, Tann	13	11	156	0	0	0	167	12.8
LAKE, Dayan	13	0	0	0	0	113	113	8.7
EL-BAKRI, Brayd	12	2	88	0	23	0	113	9.4
BROWN, Algernon	13	43	67	0	0	0	110	8.5
LANGI, Harvey	13	79	0	0	0	0	79	6.1
MARSHALL, Hunte	12	0	66	0	0	0	66	5.5
NACUA, Kai	13	0	0	0	0	62	62	4.8
WARNER, Fred	13	0	0	0	0	61	61	4.7
SHUMWAY, Talon	7	0	49	0	0	0	49	7.0
DAVIS, Michael	13	0	0	0	0	40	40	3.1
BERNARD, Franci	12	0	0	0	0	39	39	3.2
McCHESNEY, Aust	9	0	0	0	0	37	37	4.1
HANNEMANN, Mica	12	0	0	23	0	0	23	1.9
MANGUM, Tanner	5	22	0	0	0	0	22	4.4
PAU'U, Butch	10	0	0	0	0	20	20	2.0
SAMPSON, Nate	4	0	12	0	0	0	12	3.0
HANSEN, Colby	3	10	0	0	0	0	10	3.3
KAUFUSI, Corbin	13	0	9	0	0	0	9	0.7
PULSIPHER, Adam	12	0	0	0	6	0	6	0.5
TANNER, Beau	10	0	5	0	0	0	5	0.5
LAPUAHO, Ului	2	0	4	0	0	0	4	2.0
UNGA, Morgan	13	0	0	3	0	0	3	0.2
FICKLIN, Quin	7	0	2	0	0	0	2	0.3
LINEHAN, Jonny	13	-3	0	0	0	0	-3	-0.2
Team	12	-29	0	0	0	0	-29	-2.4
Total.....	13	2615	2573	204	700	372	6464	497.2
Opponents.....	13	1467	3278	43	915	195	5898	453.7

TOTAL OFFENSE						
	G	Plays	Rush	Pass	Total	Avg/G
HILL, Taysom	12	509	603	2323	2926	243.8
WILLIAMS, Jamaa	10	234	1375	0	1375	137.5
CANADA, Squally	13	74	315	0	315	24.2
MANGUM, Tanner	5	42	22	241	263	52.6
HALL, KJ	4	35	184	0	184	46.0
LANGI, Harvey	13	20	79	0	79	6.1
BROWN, Algernon	13	16	43	0	43	3.3
BALDERREE, Tann	13	0	11	0	11	0.8
HANSEN, Colby	3	4	10	0	10	3.3
JUERGENS, Mitch	13	1	0	9	9	0.7
PEARSON, Colby	13	1	3	0	3	0.2
EL-BAKRI, Brayd	12	2	2	0	2	0.2
LINEHAN, Jonny	13	1	-3	0	-3	-0.2
Team	12	15	-29	0	-29	-2.4
Total.....	13	956	2615	2573	5188	399.1
Opponents.....	13	860	1467	3278	4745	365.0



2016 STATISTICS

DEFENSE													
	Tackles					Sacks	Pass Defense			Fumbles		Misc.	
	GP-GS	Solo	Ast	Total	TFL/Yds	No-Yards	Int-Yds	BrUp	QBH	Rcv-Yds	FF	BLK	Saf
WARNER, Fred	13-13	47	39	86	10.5-34	1.5-10	3-61	6	.	.	2	.	.
PAU'U, Butch	10-8	45	38	83	7.0-18	1.5-11	1-20	.	1	.	1	.	.
BERNARD, Franci	12-12	47	33	80	5.5-32	2.0-24	3-39	3	1	1-0	1	.	.
LANGI, Harvey	13-12	31	26	57	5.0-16	2.0-8	.	2	2	.	1	.	.
TAUTU, Sae	13-9	26	24	50	11.0-39	6.0-31	.	3	1	.	1	.	.
NACUA, Kai	13-12	40	8	48	1.5-8	.	6-62	1	.	1-0	1	.	.
LAKE, Dayan	13-8	33	15	48	2.0-5	.	3-113	4	1	1-0	1	.	.
TAELE, Logan	13-13	18	19	37	6.5-29	3.0-20	.	2	.	.	1	.	.
KAUFUSI, Corbin	13-5	18	13	31	2.5-17	2.5-17	.	1	2	.	.	2	.
HANNEMANN, Mica	12-12	16	12	28	.	.	1-0	5
FONUA, Kavika	13-0	13	11	24	1.0-4
HADLEY, Matt	13-1	15	9	24
DAVIS, Michael	13-7	18	5	23	2.5-3	.	1-40	.	.	1-0	.	.	.
WARNER, Troy	10-8	17	4	21	.	.	.	7	.	1-0	.	.	.
TAKENAKA, Eric	13-1	13	6	19	0.5-1	.	1-0	.	.	1-0	2	.	.
TAUSINGA, Kesni	12-4	4	12	16	0.5-0	.	.	2	1
PULSIPHER, Adam	12-2	10	6	16	1.5-3
MO'UNGA, Tevita	13-0	6	8	14	0.5-0
LAUULE, Tomasi	8-2	9	4	13	3.0-23	3.0-23	.	.	2	.	1	1	.
ANDERSON, Zayne	13-0	6	5	11	1-0	.	.	.
TANIELU, Handsa	12-1	3	8	11	0.5-0	.	.	1	1	1-0	.	.	.
WILCOX, Chris	10-2	8	1	9
HEDER, Austin	10-0	3	5	8	0.5-1	0.5-1
AMONE, Phillip	4-0	4	4	8
PILI, Trajan	13-0	5	3	8	5.0-12	2.5-8
JACOBSON, Tanne	13-0	3	5	8	.	.	.	1
McCHESNEY, Aust	9-0	6	1	7	.	.	1-37
TALIAULU, Merri	7-6	3	4	7	1.0-4
KAUMATULE, Mose	12-3	3	3	6	2.5-22	2.5-22	.	3	1
UNGA, Morgan	13-0	5	1	6	1.0-1	1	.
SHELTON, Michae	7-0	4	1	5	.	.	.	1	.	1-52	.	.	.
GREENE, Kamel	10-0	3	1	4
TULOMA, Travis	5-1	.	4	4	1.0-5	0.5-5
TAPUSOA, Johnny	9-0	3	1	4
POWELL, Sawyer	12-0	3	.	3	1	.	.
EDWARDS, Corey	13-0	2	1	3
JONES, Grant	5-0	3	.	3	1.0-3	1.0-3	1	.	.
BALDWIN, Sam	5-0	2	1	3
JUERGENS, Garre	13-1	2	.	2
WOLFGGRAMM, Solo	13-0	.	2	2	0.5-2	0.5-2
MIKKELSEN, Andr	8-0	1	1	2
SANDLIN, Rhett	13-0	.	1	1
BALDERREE, Tann	13-8	1	.	1
MARSHALL, Hunte	12-3	1	.	1
ARMSTRONG, Isai	5-0	1	.	1	.	.	1-0
PEARSON, Colby	13-4	1	.	1
TRINNAMAN, Jona	13-8	1	.	1
LEE, Hiva	3-0	1	.	1	1-0	.	.	.
EL-BAKRI, Brayd	12-0	1	.	1
KANUCH, Tuni	13-9	1	.	1
NIUMATALOLO, Va	4-0	1	.	1
NWIGWE, JJ	12-0	1	.	1
FOLEY, Matt	13-0	.	1	1
HILL, Taysom	12-12	1	.	1
STEWART, Cody	7-0	1	.	1
Total.....	13-0	510	346	856	74-282	29-185	21-372	42	13	10-52	14	4	.
Opponents.....	13-0	581	362	943	64.0-232	26-156	12-195	39	12	7-5	12	2	.

FIELD GOALS									
	FGM-FGA	Pct	01-19	20-29	30-39	40-49	50-99	Lg	Blk
ALMOND, Rhett	17-21	81.0	2-2	8-9	7-7	0-3	0-0	37	1
OLDROYD, Jake	3-4	75.0	0-0	0-0	1-1	2-2	0-1	43	1
MIKKELSEN, Andr	0-1	0.0	0-0	0-0	0-0	0-1	0-0	0	0

PUNTING									
	No.	Yds	Avg	Long	TB	FC	I20	50+	Blkd
LINEHAN, Jonny	62	2649	42.7	77	3	19	20	10	1
TEAM	1	0	0.0	0	0	0	0	0	0
ALMOND, Rhett	1	48	48.0	48	0	0	0	0	0
Total.....	64	2697	42.1	77	3	19	20	10	1
Opponents.....	74	3177	42.9	67	5	17	29	18	3

PUNT RETURNS					
	No.	Yds	Avg	TD	Long
JUERGENS, Garre	19	163	8.6	0	27
HANNEMANN, Mica	3	23	7.7	0	18
UNGA, Morgan	1	3	3.0	0	0
JUERGENS, Mitch	1	15	15.0	0	15
Total.....	24	204	8.5	0	27
Opponents.....	17	43	2.5	0	9

KICKOFFS					
	No.	Yds	Avg	TB	OB
EDWARDS, Corey	58	3549	61.2	17	4
MIKKELSEN, Andrew	12	715	59.2	0	1
OLDROYD, Jake	5	230	46.0	1	0
Total.....	75	4493	59.9	18	5
Opponents.....	53	3275	61.8	19	1

KICK RETURNS					
	No.	Yds	Avg	TD	Long
HIFO, Aleva	21	440	21.0	0	50
HADLEY, Matt	7	195	27.9	0	41
EL-BAKRI, Brayd	2	23	11.5	0	13
PULSIPHER, Adam	1	6	6.0	0	6
TRINNAMAN, Jona	1	13	13.0	0	13
JUERGENS, Garre	1	23	23.0	0	23
Total.....	33	700	21.2	0	50
Opponents.....	50	915	18.3	0	51

FUMBLE RETURNS					
	No.	Yds	Avg	TD	Long
SHELTON, Michae	1	52	52.0	1	52
Total.....	1	52	52.0	1	52
Opponents.....	1	5	5.0	0	5

INTERCEPTIONS					
	No.	Yds	Avg	TD	Long
NACUA, Kai	6	62	10.3	0	20
WARNER, Fred	3	61	20.3	1	59
BERNARD, Franci	3	39	13.0	1	39
LAKE, Dayan	3	113	37.7	1	50
McCHESNEY,	1	37	37.0	0	37
HANNEMANN,	1	0	0.0	0	0
TAKENAKA, Eric	1	0	0.0	0	0
ARMSTRONG,	1	0	0.0	0	0
DAVIS, Michael	1	40	40.0	0	40
PAU'U, Butch	1	20	20.0	0	20
Total.....	21	372	17.7	3	59
Opponents.....	12	195	16.2	2	54

FIELD GOAL SEQUENCE () denotes made field goal		
	BYU Cougars	OPPONENTS
Arizona	(24),(33)	52,(46)
Utah	(43),(42)	(47),(29)
UCLA	55	(24),38
West Virginia	(22),(25)	-
TOLEDO	(32),(19)	40,(28)
Michigan State	(35)	-
Mississippi State	42	42
Boise State	(35),(37),44	32,30
Cincinnati	(28),(19)	(23),39
Southern Utah		49
UMASS	(33),(34),(21)	(44)
Utah State	28	(28),46
Wyoming	(27)	-



2016 STATISTICS

SCORING			PAT						
	TD	FGs	Kick	Rush	Rcv	Pass	DXP	Saf	Points
ALMOND, Rhett	0	17-21	39-40	0-0	0	0-0	0	0	90
WILLIAMS, Jamaa	12	0-0	0-0	0-0	0	0-0	0	0	72
HILL, Taysom	8	0-0	0-0	0-1	0	0-2	0	0	48
PEARSON, Colby	4	0-0	0-0	0-0	0	0-0	0	0	24
HALL, KJ	2	0-0	0-0	0-0	0	0-0	0	0	12
CANADA, Squally	2	0-0	0-0	0-0	0	0-0	0	0	12
LANGI, Harvey	2	0-0	0-0	0-0	0	0-0	0	0	12
JUERGENS, Mitch	2	0-0	0-0	0-0	0	0-1	0	0	12
BALDERREE, Tann	2	0-0	0-0	0-0	0	0-0	0	0	12
KURTZ, Nick	2	0-0	0-0	0-0	0	0-0	0	0	12
LAULU-PUTUTAU, M	2	0-0	0-0	0-0	0	0-0	0	0	12
OLDROYD, Jake	0	3-4	1-1	0-0	0	0-0	0	0	10
MARSHALL, Hunte	1	0-0	0-0	0-0	0	0-0	0	0	6
JUERGENS, Garre	1	0-0	0-0	0-0	0	0-0	0	0	6
EL-BAKRI, Brayd	1	0-0	0-0	0-0	0	0-0	0	0	6
LAKE, Dayan	1	0-0	0-0	0-0	0	0-0	0	0	6
BERNARD, Franci	1	0-0	0-0	0-0	0	0-0	0	0	6
WARNER, Fred	1	0-0	0-0	0-0	0	0-0	0	0	6
TRINNAMAN, Jona	1	0-0	0-0	0-0	0	0-0	0	0	6
MANGUM, Tanner	1	0-0	0-0	0-0	0	0-0	0	0	6
SHELTON, Michae	1	0-0	0-0	0-0	0	0-0	0	0	6
MIKKELSEN, Andr	0	0-1	2-2	0-0	0	0-0	0	0	2
Total.....	47	20-26	42-43	0-1	0	0-3	0	0	384
Opponents.....	33	8-17	30-31	0-0	1	1-2	0	0	254

BYU INSIDE THE "BLUE ZONE"											Failed to score						
Date	Opponent	W-L	Score	Times	Scored	Pts	TD	RushTD	PassTD	FGM	FGA	Downs	Int	Fumb	Half	Game	
Sep 3	vs Arizona	W	18-16	4	4	18	2	1	1	2	0	0	0	0	0	0	
Sep 10	at Utah	L	19-20	2	2	9	1	1	0	1	0	0	0	0	0	0	
Sep 17	UCLA	L	14-17	1	1	7	1	1	0	0	0	0	0	0	0	0	
Sep 24	vs West	L	32-35	5	5	25	3	2	1	2	0	0	0	0	0	0	
Sep 30	TOLEDO	W	55-53	6	6	34	4	4	0	2	0	0	0	0	0	0	
Oct 08	at Michigan	W	31-14	6	5	31	4	3	1	1	0	1	0	0	0	0	
Oct 14	Mississippi	W	28-21	3	3	21	3	1	2	0	0	0	0	0	0	0	
Oct 20	at Boise State	L	27-28	3	3	13	1	1	0	2	0	0	0	0	0	0	
Nov 5	at Cincinnati	W	20-3	4	4	20	2	2	0	2	0	0	0	0	0	0	
Nov 12	Southern Utah	W	37-7	6	5	23	2	2	0	3	1	0	0	0	0	0	
Nov 19	UMASS	W	51-9	8	8	44	5	4	1	3	0	0	0	0	0	0	
Nov 26	Utah State	W	28-10	4	3	21	3	1	2	0	1	0	0	0	0	0	
Dec 21	vs Wyoming	W	24-21	3	3	17	2	1	1	1	0	0	0	0	0	0	
	Totals			55	52	283	33	24	9	19	2	1	0	0	0	0	

OPPONENTS INSIDE THE BYU "BLUE ZONE"									Failed to score						
Date	Opponent	Times	Scored	Pts	TD	RushTD	PassTD	FGM	FGA	Downs	Int	Fumb	Half	Game	
Sep 3	vs Arizona	2	1	7	1	1	0	0	1	0	0	0	0	0	
Sep 10	at Utah	2	1	3	0	0	0	1	0	0	1	0	0	0	
Sep 17	UCLA	2	2	10	1	0	1	1	0	0	0	0	0	0	
Sep 24	vs West Virginia	5	4	28	4	3	1	0	0	0	0	1	0	0	
Sep 30	TOLEDO	5	5	32	4	2	2	1	0	0	0	0	0	0	
Oct 08	at Michigan State	2	2	14	2	2	0	0	0	0	0	0	0	0	
Oct 14	Mississippi State	3	2	14	2	2	0	0	0	1	0	0	0	0	
Oct 20	at Boise State	4	2	14	2	1	1	0	2	0	0	0	0	0	
Nov 5	at Cincinnati	3	1	3	0	0	0	1	1	1	0	0	0	0	
Nov 12	Southern Utah	1	1	7	1	0	1	0	0	0	0	0	0	0	
Nov 19	UMASS	2	1	3	0	0	0	1	0	1	0	0	0	0	
Nov 26	Utah State	2	2	10	1	1	0	1	0	0	0	0	0	0	
Dec 21	vs Wyoming	2	2	14	2	1	1	0	0	0	0	0	0	0	
	Totals	35	26	159	20	13	7	6	4	3	1	1	0	0	

2016 STATISTICS



BYU	QTR	TIME	SCORING PLAY	PAT ATTEMPT	PLAYS-YARDS	TOP
AZ	2nd	10:42	ALMOND, Rhett 24 yd field goal		8-45	3:02
	2nd	02:53	EL-BAKRI, Brayd 1 yd run	ALMOND, Rhett kick failed	11-65	5:53
	4th	11:36	PEARSON, Colby 6 yd pass from HILL, Taysom	HILL, Taysom pass failed	10-80	4:30
	4th	00:04	OLDROYD, Jake 33 yd field goal		9-53	1:16
Utah	1st	09:44	OLDROYD, Jake 43 yd field goal		8-3	3:17
	1st	05:04	OLDROYD, Jake 42 yd field goal		8-12	2:53
	2nd	04:06	HILL, Taysom 39 yd run	OLDROYD, Jake kick	5-80	2:06
	4th	00:18	HILL, Taysom 7 yd run	HILL, Taysom rush failed	13-75	2:29
UCLA	3rd	03:07	WILLIAMS, Jamaa 1 yd run	ALMOND, Rhett kick	10-75	4:17
	4th	00:37	KURTZ, Nick 23 yd pass from HILL, Taysom	ALMOND, Rhett kick	9-91	1:39
WVU	1st	02:44	JUERGENS, Mitch 25 yd pass from HILL, Taysom	ALMOND, Rhett kick	12-78	6:33
	2nd	14:17	ALMOND, Rhett 22 yd field goal		5-55	1:39
	2nd	00:00	ALMOND, Rhett 25 yd field goal		10-43	2:14
	3rd	10:44	WILLIAMS, Jamaa 7 yd run	HILL, Taysom pass failed	8-57	4:08
	4th	09:19	WILLIAMS, Jamaa 3 yd run	JUERGENS, Mitch pass	8-67	2:01
	4th	05:55	LAULU-PUTUTAU, M 18 yd pass from HILL, Taysom	ALMOND, Rhett kick	9-79	2:01
TOL	1st	14:49	TRINNAMAN, Jona 75 yd pass from HILL, Taysom	ALMOND, Rhett kick	1-75	0:11
	1st	04:24	WILLIAMS, Jamaa 1 yd run	ALMOND, Rhett kick	7-72	3:00
	1st	00:47	WILLIAMS, Jamaa 2 yd run	ALMOND, Rhett kick	2-13	0:31
	3rd	10:18	WILLIAMS, Jamaa 48 yd run	ALMOND, Rhett kick	2-72	0:38
	3rd	05:01	WILLIAMS, Jamaa 62 yd run	ALMOND, Rhett kick	6-86	3:08
	4th	13:20	CANADA, Squally 17 yd run	ALMOND, Rhett kick	6-79	2:32
	4th	05:21	ALMOND, Rhett 32 yd field goal		11-70	5:30
	4th	03:00	WILLIAMS, Jamaa 14 yd run	ALMOND, Rhett kick	3-21	1:29
	4th	00:00	ALMOND, Rhett 19 yd field goal		8-71	1:06
MSU	2nd	00:00	ALMOND, Rhett 35 yd field goal		11-31	2:30
	3rd	04:52	PEARSON, Colby 4 yd pass from HILL, Taysom	ALMOND, Rhett kick	13-73	7:29
	4th	12:43	HILL, Taysom 12 yd run	ALMOND, Rhett kick	13-70	5:48
	4th	08:00	WILLIAMS, Jamaa 8 yd run	ALMOND, Rhett kick	3-32	1:29
	4th	01:59	WILLIAMS, Jamaa 1 yd run	ALMOND, Rhett kick	8-82	2:55
MS	1st	00:48	MARSHALL, Hunte 1 yd pass from HILL, Taysom	ALMOND, Rhett kick	15-75	8:25
	4th	13:15	LAULU-PUTUTAU, M 15 yd pass from HILL, Taysom	MIKKELSEN, Andr kick	12-48	5:01
	OT	15:00	HILL, Taysom 1 yd run	MIKKELSEN, Andr kick	7-25	0:00
	OT	15:00	BALDERREE, Tann 25 yd pass from HILL, Taysom	ALMOND, Rhett kick	1-25	0:00
BSU	2nd	14:49	ALMOND, Rhett 35 yd field goal		7-36	2:00
	2nd	14:22	WARNER, Fred 59 yd interception return	ALMOND, Rhett kick		
	2nd	04:54	LAKE, Dayan 50 yd interception return	ALMOND, Rhett kick		
	3rd	06:55	HILL, Taysom 1 yd run	ALMOND, Rhett kick	8-58	1:57
	4th	13:33	ALMOND, Rhett 37 yd field goal		4-1	2:19
CIN	1st	00:38	ALMOND, Rhett 28 yd field goal		9-52	4:06
	2nd	00:48	HILL, Taysom 8 yd run	ALMOND, Rhett kick	13-92	6:08
	3rd	08:26	CANADA, Squally 1 yd run	ALMOND, Rhett kick	12-70	6:26
	4th	01:39	ALMOND, Rhett 19 yd field goal		16-60	9:41
SUU	1st	12:14	HILL, Taysom 16 yd run	ALMOND, Rhett kick	2-47	0:27
	1st	01:27	KURTZ, Nick 31 yd pass from HILL, Taysom	ALMOND, Rhett kick	12-80	6:33
	2nd	09:31	ALMOND, Rhett 28 yd field goal		5-30	2:05
	2nd	03:56	PEARSON, Colby 21 yd pass from HILL, Taysom	ALMOND, Rhett kick	7-62	3:44
	2nd	00:46	HALL, KJ 2 yd run	ALMOND, Rhett kick	6-82	1:08
	4th	10:31	ALMOND, Rhett 30 yd field goal		10-50	5:36
	4th	00:51	ALMOND, Rhett 20 yd field goal		10-56	6:08
UMASS	2nd	14:53	HALL, KJ 11 yd run	ALMOND, Rhett kick	10-75	3:34
	2nd	05:22	LANGI, Harvey 5 yd run	ALMOND, Rhett kick	13-86	4:21
	3rd	11:30	ALMOND, Rhett 33 yd field goal		11-53	3:22
	3rd	09:13	ALMOND, Rhett 34 yd field goal		4-2	1:25
	3rd	07:18	LANGI, Harvey 2 yd run	ALMOND, Rhett kick	5-17	1:48
	3rd	06:20	BERNARD, Franci 39 yd interception return	ALMOND, Rhett kick		
	4th	12:50	HILL, Taysom 5 yd run	ALMOND, Rhett kick	12-54	6:01
	4th	05:22	JUERGENS, Garre 7 yd pass from MANGUM, Tanner	ALMOND, Rhett kick	4-36	2:38
	4th	03:05	ALMOND, Rhett 21 yd field goal		4-4	2:13
USU	2nd	12:35	WILLIAMS, Jamaa 2 yd run	ALMOND, Rhett kick	8-90	3:52
	2nd	02:50	SHELTON, Michae 52 yd fumble recovery	ALMOND, Rhett kick		
	3rd	02:19	JUERGENS, Mitch 10 yd pass from HILL, Taysom	ALMOND, Rhett kick	15-75	5:34
	4th	12:55	PEARSON, Colby 5 yd pass from MANGUM, Tanner	ALMOND, Rhett kick	9-38	3:33
WYO	1st	00:38	MANGUM, Tanner 3 yd run	ALMOND, Rhett kick	2-3	0:47
	2nd	03:08	ALMOND, Rhett 27 yd field goal		11-66	5:24
	3rd	02:42	BALDERREE, Tann 5 yd pass from MANGUM, Tanner	ALMOND, Rhett kick	8-73	3:47
	4th	14:07	WILLIAMS, Jamaa 36 yd run	ALMOND, Rhett kick	5-55	2:36



2016 STATISTICS



BYU INDIVIDUAL GAME HIGHS		
Rushes	30	WILLIAMS, Jamaa vs TOLEDO (Sep 30, 2016)
Yards Rushing	286	WILLIAMS, Jamaa vs TOLEDO (Sep 30, 2016)
TD Rushes	5	WILLIAMS, Jamaa vs TOLEDO (Sep 30, 2016)
Long Rush	62	WILLIAMS, Jamaa vs TOLEDO (Sep 30, 2016)
Pass attempts	48	HILL, Taysom vs UCLA (Sep 17, 2016)
Pass completions	26	HILL, Taysom vs UCLA (Sep 17, 2016)
Yards Passing	320	HILL, Taysom vs Southern Utah (Nov 12, 2016)
TD Passes	3	HILL, Taysom vs Mississippi State (Oct 14, 2016)
Long Pass	75	HILL, Taysom vs TOLEDO (Sep 30, 2016)
Receptions	8	JUERGENS, Mitch at Utah (Sep 10, 2016)
Yards Receiving	83	KURTZ, Nick vs UCLA (Sep 17, 2016)
TD Receptions	1	14 times
Long Reception	75	TRINNAMAN, Jona vs TOLEDO (Sep 30, 2016)
Field Goals	3	ALMOND, Rhett vs Southern Utah (Nov 12, 2016)
		ALMOND, Rhett vs UMASS (Nov 19, 2016)
Long Field Goal	43	OLDROYD, Jake at Utah (Sep 10, 2016)
Punts	9	LINEHAN, Jonny vs UCLA (Sep 17, 2016)
Punting Avg	48.0	LINEHAN, Jonny vs Southern Utah (Nov 12, 2016)
Long Punt	62	LINEHAN, Jonny vs Mississippi State (Oct 14, 2016)
Punts inside 20	5	LINEHAN, Jonny at Boise State (Oct 20, 2016)
Long Punt Return	27	JUERGENS, Garre vs Arizona (09/03/16)
Long Kickoff	50	HIFO, Aleva vs West Virginia (Sep 24, 2016)
Tackles	19	PAU'U, Butch vs UCLA (Sep 17, 2016)
Sacks	2.0	TAUTU, Sae at Michigan State (Oct 08, 2016)
		LAULILE, Tomasi vs Southern Utah (Nov 12, 2016)
Tackles For Loss	2.5	PAU'U, Butch vs Arizona (09/03/16)
		PAU'U, Butch vs UCLA (Sep 17, 2016)
		TAUTU, Sae vs Mississippi State (Oct 14, 2016)
Interceptions	2	NACUA, Kai at Utah (Sep 10, 2016)

BYU TEAM GAME HIGHS		
Rushes	54	vs Utah State (Nov 26, 2016)
Yards Rushing	338	vs TOLEDO (Sep 30, 2016)
Yards Per Rush	7.5	vs TOLEDO (Sep 30, 2016)
TD Rushes	6	vs TOLEDO (Sep 30, 2016)
Pass attempts	49	vs UCLA (Sep 17, 2016)
Pass completions	33	vs Southern Utah (Nov 12, 2016)
Yards Passing	441	vs Southern Utah (Nov 12, 2016)
Yards Per Pass	11.8	vs TOLEDO (Sep 30, 2016)
TD Passes	3	vs Mississippi State (Oct 14, 2016)
Total Plays	83	vs UMASS (Nov 19, 2016)
Total Offense	596	vs Southern Utah (Nov 12, 2016)
Yards Per Play	8.9	vs TOLEDO (Sep 30, 2016)
Points	55	vs TOLEDO (Sep 30, 2016)
Sacks By	5	vs UMASS (Nov 19, 2016)
First Downs	33	vs Southern Utah (Nov 12, 2016)
Penalties	10	at Utah (Sep 10, 2016)
Penalty Yards	112	at Utah (Sep 10, 2016)
Turnovers	4	vs West Virginia (Sep 24, 2016)
Interceptions By	3	at Utah (Sep 10, 2016)
Punts	9	vs UCLA (Sep 17, 2016)
Punting Avg	48.0	vs Southern Utah (Nov 12, 2016)
Long Punt	62	vs Mississippi State (Oct 14, 2016)
Punts inside 20	5	at Boise State (Oct 20, 2016)
Long Punt Return	27	vs Arizona (09/03/16)

OPPONENT INDIVIDUAL GAME HIGHS		
Rushes	30	McNICHOLS, J., at Boise State (Oct 20, 2016)
Yards Rushing	146	HUNT, Kareem, vs TOLEDO (Sep 30, 2016)
TD Rushes	2	Wilson, N., vs Arizona (09/03/16)
		Nick Fitzgerald, vs Mississippi State (Oct 14, 2016)
Long Rush	49	Wilson, N., vs Arizona (09/03/16)
Pass attempts	40	Rosen, vs UCLA (Sep 17, 2016)
		Howard, Skyler, vs West Virginia (Sep 24, 2016)
		Ford, A., vs UMASS (Nov 19, 2016)
Pass completions	31	Howard, Skyler, vs West Virginia (Sep 24, 2016)
Yards Passing	505	WOODSIDE, Logan, vs TOLEDO (Sep 30, 2016)
TD Passes	5	WOODSIDE, Logan, vs TOLEDO (Sep 30, 2016)
Long Pass	79	WOODSIDE, Logan, vs TOLEDO (Sep 30, 2016)
Receptions	9	JOHNSON, Jon'Vea, vs TOLEDO (Sep 30, 2016)
		SPERBECK, T., at Boise State (Oct 20, 2016)
Yards Receiving	182	JOHNSON, Jon'Vea, vs TOLEDO (Sep 30, 2016)
TD Receptions	3	JOHNSON, Jon'Vea, vs TOLEDO (Sep 30, 2016)
Long Reception	79	JOHNSON, Jon'Vea, vs TOLEDO (Sep 30, 2016)
Field Goals	2	Phillips, Andy, at Utah (Sep 10, 2016)
Long Field Goal	47	Phillips, Andy, at Utah (Sep 10, 2016)
Punts	8	Kent, vs UCLA (Sep 17, 2016)
		Tate Lewis, vs Southern Utah (Nov 12, 2016)
Punting Avg	52.3	Wishnowsky, M., at Utah (Sep 10, 2016)
Long Punt	65	Wishnowsky, M., at Utah (Sep 10, 2016)
Punts inside 20	3	GERACI, Sam, at Cincinnati (11/05/16)
		Laurent, L., vs UMASS (Nov 19, 2016)
Long Punt Return	9	Hobbs, Boobie, at Utah (Sep 10, 2016)
Long Kickoff Return	51	Rodgers, I., vs UMASS (Nov 19, 2016)
Tackles	17	Nicholson, M., at Michigan State (Oct 08, 2016)
Sacks	1.5	HOYTE, Elliot, at Boise State (Oct 20, 2016)
Tackles For Loss	2.5	HOYTE, Elliot, at Boise State (Oct 20, 2016)
Interceptions	1	11 tied with one

OPPONENT INDIVIDUAL GAME HIGHS		
Rushes	49	vs Mississippi State (Oct 14, 2016)
Yards Rushing	187	vs TOLEDO (Sep 30, 2016)
Yards Per Rush	4.6	vs TOLEDO (Sep 30, 2016)
TD Rushes	3	vs West Virginia (Sep 24, 2016)
Pass attempts	40	vs UCLA (Sep 17, 2016)
		vs West Virginia (Sep 24, 2016)
		vs UMASS (Nov 19, 2016)
Pass completions	31	vs West Virginia (Sep 24, 2016)
Yards Passing	505	vs TOLEDO (Sep 30, 2016)
Yards Per Pass	13.3	vs TOLEDO (Sep 30, 2016)
TD Passes	5	vs TOLEDO (Sep 30, 2016)
Total Plays	86	vs Mississippi State (Oct 14, 2016)
Total Offense	692	vs TOLEDO (Sep 30, 2016)
Yards Per Play	8.8	vs TOLEDO (Sep 30, 2016)
Points	53	vs TOLEDO (Sep 30, 2016)
Sacks By	4	vs UCLA (Sep 17, 2016)
		at Boise State (Oct 20, 2016)
First Downs	33	vs TOLEDO (Sep 30, 2016)
Penalties	11	vs Utah State (Nov 26, 2016)
Penalty Yards	94	vs UMASS (Nov 19, 2016)
		vs Utah State (Nov 26, 2016)
Turnovers	6	at Utah (Sep 10, 2016)
Interceptions By	3	vs West Virginia (Sep 24, 2016)
Punts	8	vs UCLA (Sep 17, 2016)
		vs Southern Utah (Nov 12, 2016)
Punting Avg	52.3	at Utah (Sep 10, 2016)
Long Punt	65	at Utah (Sep 10, 2016)
Punts inside 20	3	at Cincinnati (11/05/16)
		vs UMASS (Nov 19, 2016)
Long Punt Return	9	at Utah (Sep 10, 2016)





BYU: THE PAST 40 SEASONS

NO.5

IN TOTAL WINS OVER
LAST 40 YEARS

BYU ranks No. 5 in total wins among all FBS programs over the past 40 seasons with 357 victories. (1977-2016)

1. Nebraska	385
2. Florida State	377
3. Ohio State	369
4. Oklahoma	367
5. BYU	357
6. Georgia	351
7. Michigan	350



BYU football is No. 5 in total wins over the past 40 years stretching from 1977 through 2016. The outstanding tradition was built upon the consistent and collective effort of former players and coaches every year. Excellent team and individual performances have provided the trajectory for rich tradition with the Cougars amassing a 357-149-2 (.705) record over the past 40 seasons along with 20 conference titles, 33 bowl invitations, 14 bowl wins and 31 8-win seasons including 16 seasons of at least 10 wins. In that time frame, BYU football finished the season 18 times ranked in the top 25 with 54 victories over current Power 5 opponents.



Marc Wilson stepped in at quarterback after Gifford Nielsen went down with injury in 1977. The duo led BYU to a 9-2 season and tied for the WAC championship.



Down 20 points in the with four minutes remaining to SMU in the 1980 Holiday Bowl, BYU rallied to score three times with a touchdown pass, recovered on onside kick and scored again then blocked a punt with 13 seconds to go. Jim McMahon launched a Hail Mary 41 yards as time expired and Clay Brown came up with it despite having four Mustangs piled on top. Kurt Gunther kicked the extra point and BYU won 46-45 in one of the greatest college football comebacks of all time.



The Cougars won the 1984 National Championship, finishing the major polls ranked No. 1 after going a perfect 13-0. BYU defeated No. 3 Pitt on the road to open the season and took down Michigan in the Holiday Bowl to cap off the undefeated season.



BYU pumped out quarterbacks like a factory year after year after year. From 1976-1984, BYU produced a string of quarterbacks the likes of Gifford Nielsen, Marc Wilson, Jim McMahon, Steve Young and Robbie Bosco. All of them earned All-America honors.





Hosting the defending national champs, the No. 1 Miami Hurricanes in the first home game in Provo of the 1990 season, BYU and Ty Detmer took down the champs, 28-21 in one of the most electrifying games ever in Provo. Detmer threw for 406 yards and three touchdowns.



Detmer had one of the greatest seasons ever by a college quarterback in 1990. He threw for 5,188 yards and 41 touchdowns. He set 42 NCAA records and tied five more and won the Heisman Trophy. Detmer also won the Maxwell Award that year, in addition to the Davey O'Brien Award in 1990 and 1991. He also won the Sammy Baugh Trophy in 1991.



The 1996 team is regarded as one of the most talented in BYU history and went on to win an NCAA-record 14 games. The Cougars won a WAC Championship game over nationally ranked Wyoming and went on to play No. 14 Kansas State in the Cotton Bowl on New Year's Day. BYU beat the Wildcats 19-15 in another terrific postseason game in the Cougars storied history and propelled the team to a No. 5 final ranking.



Following Hall of Fame head coach LaVell Edwards retirement in 2000, new head coach Gary Crowton continued the tradition in 2001 with an offensive juggernaut of a squad that went 12-2 and led the NCAA with 542.9 yards per game of total offense and 46.8 points per game. Running back Luke Staley won the Doak Walker award and led the NCAA in yards per carry (8.1) and in scoring with 28 total touchdowns.



Bronco Mendenhall restored not just the traditional look of BYU football, but also brought back much of its winning tradition. Mendenhall's teams went 99-43 in his 11 seasons, reaching a bowl game each year and were ranked nationally in 9 of 11 years.



Beloved head coach, LaVell Edwards, passed away at the age of 86, at home surrounded by his family on Dec. 29, 2016. He was able to see one more victory on Dec. 21 as BYU beat Wyoming 24-21 in the Poinsettia Bowl.



Kalani Sitake was hired as the head coach following the 2015 season. He was one of just four first-time FBS head coaches to finish 2016 with a winning record at 9-4.



In 2010, BYU announced a move to football independence and left the Mountain West. In six seasons, BYU has played a national schedule and gone 52-26.

1984 NATIONAL CHAMPIONS

13-0

Sept. 1	at No. 3/7 Pittsburgh	W 20-14
Sept. 8	Baylor	W 47-13
Sept. 15	Tulsa	W 38-15
Sept. 22	at Hawaii	W 18-13
Oct. 6	at Colorado State	W 52-9
Oct. 13	Wyoming	W 41-38
Oct. 20	at Air Force	W 30-25
Oct. 25	at New Mexico	W 48-0
Nov. 3	UTEP	W 42-9
Nov. 10	San Diego State	W 34-3
Nov. 17	at Utah	W 24-14
Nov. 24	Utah State	W 38-13
Dec. 21	vs. Michigan	W 24-17



The Cougars were named No. 1 by the Associated Press, the United Press International, Sports Illustrated, CNN-USA Today and the Football Writers of America after finishing the season with a perfect 13-0 record. LaVell Edwards was selected as the NCAA National Coach of the Year and was invited to visit President Ronald Reagan at the White House.

The season featured several game-saving plays as the Cougars moved their way up the rankings. Quarterback Robbie Bosco connected with wide receiver Adam Haysbert for a 50-yard touchdown pass with 1:37 left to play to take the lead in the season-opening win at No. 3 Pittsburgh.

Safety Kyle Morrell's timed leap over the center to stop a quarterback sneak short of the goal line gave BYU the momentum they needed to foil Hawaii's upset attempt. Tight end David Mills was poked in the eye, but came through with a leaping grab in the end zone to help BYU overcome Wyoming 41-38 in the homecoming game.

The Cougars ascended to the No. 1 spot on Nov. 17 following a 24-14 victory at Utah combined with a Nebraska loss to Oklahoma and a Navy upset over unbeaten and then No. 2 South Carolina. The Cougars maintained their No. 1 ranking heading into the bowl game after defeating Utah State 38-13 in the final contest of the regular season.

With a TV blimp in the sky over Jack Murphy Stadium, Bosco left the Holiday Bowl in the first quarter with an ankle injury, but returned late in the





second taped up and played in the shotgun to finish the game. BYU trailed 17-10 after Michigan hit a field goal to begin the fourth quarter. The Cougars then took over the game, Bosco completed seven pass attempts to five different receivers and hit wide receiver Glen Kozlowski between two Michigan defenders for the game-tying touchdown.

Michigan threatened to score again, but linebacker Kurt Gouveia sacked the Wolverine quarterback for a 16-yard loss to force a punt. BYU moved the ball 70 yards to the Michigan 13-yard line when Bosco scrambled up the middle, keeping his eyes down field, and drilled the ball into running back Kelly Smith for the game-winning touchdown.

Controversy was abundant as many of the so-called experts such as NBC announcer Bryant Gumbell and Oklahoma head coach Barry Switzer accused BYU of playing a "Bo-Diddley Tech" schedule. However, at the end of the season BYU was the only team unscathed with a loss.

1984 FINAL POLLS			
ASSOCIATED PRESS.		USA TODAY/CNN	
1. BYU (38)	1,160	1. BYU (38)	789
2. Washington (16)	1,140	2. Washington (3)	751
3. Florida (6)	1,092	3. Florida (3)	746
4. Nebraska	1,017	4. Nebraska	689
5. Boston College	932	5. Oklahoma	660
6. Oklahoma	883	6. Boston College	648
7. Oklahoma St.	864	7. Oklahoma St.	625
8. SMU	761	8. SMU	543
9. UCLA	613	9. Maryland	512
10. USC	596	10. USC	486





REMEMBERING COLLEGE FOOTBALL HALL OF FAME HEAD COACH LAVELL EDWARDS

257 CAREER VICTORIES • 19 CONFERENCE TITLES • 1 NATIONAL CHAMPIONSHIP

October 11, 1930 - December 29, 2016

Legendary BYU head football coach LaVell Edwards passed away Dec. 29, 2016 at the age of 86 surrounded by his wife Patti and his family.

Edwards, a coaching icon in college football, led the Cougars for 29 seasons from 1972 to 2000. He amassed 257 victories, which ranks seventh in NCAA Division I history. In addition, Edwards led BYU to the 1984 National Championship and was inducted into the College Football Hall of Fame in 2004.

"I love LaVell Edwards. He came into my life, and the life of many others, at just the right time," BYU director of athletics Tom Holmoe said. "I had the influence of a great coach, a wonderful person, a disciple of Christ, a loyal family man and a true friend, from the day I met him until the day he passed away. LaVell had a pure heart. He was the dream coach of every parent. His example will forever be with me and I will strive to live a life of love as he always did."

Known for his stoic sideline demeanor and quick-witted humor, Edwards was once labeled by USA Today as a "national coaching treasure." Beloved not only in coaching circles and all of Cougar Nation, but especially by the many hundreds of players under his tutelage, including current head coach Kalani Sitake who was a fullback and team captain for the Cougars.

In 1972, Edwards assumed command of a BYU program that had won just 173 games over 49 seasons, including just 14 winning seasons. The Cougars had never been to a bowl game and had just one conference championship prior to Edwards' promotion to head coach.

Undaunted by the formidable rebuilding task that lay ahead, Edwards wasted little time in transforming BYU into a national power, pioneering an aggressive and innovative passing attack that led BYU to conference titles in 19 of 29 seasons and an overall record of 257-101-3.

In his first season as the head coach, he gave BYU fans a glimpse of the future. Edwards led the Cougars to a 7-4 overall record, including a 16-7 win over in-state rival Utah. Just two seasons later, Edwards had the team rolling. The Cougars won the WAC Championship after a 48-20 victory over the Utes and accepted an invitation to the Fiesta Bowl -- the team's first-ever bowl appearance, starting a run of 22 bowls in 29 years. The 1974 season turned out to be the first of 27 straight non-losing seasons.

After recording an 11-1 record in 1979, a 12-1 record in 1980 another 11-win season in 1981, eight more wins in '82, and 11 additional wins in 1983, Edwards led BYU to a perfect 13-0 season in 1984. Following a 24-17 win over Michigan in the Holiday Bowl, the Cougars were crowned national champions. Not surprisingly, Edwards was named the National Coach of the Year for the second time in his career.

1972
Named BYU football head coach. BYU went 7-4 in his inaugural season and Pete Van Valkenburg won the NCAA rushing title

1974
BYU wins first Western Athletic Conference championship under Edwards with a 7-4-1 overall record, earning first bowl berth in school history (Fiesta Bowl). Quarterback Gary Sheide wins Sammy Baugh Trophy (First of 7 BYU winners)

1977
BYU leads the nation in passing yards for the second consecutive year (341.6 ypg). Marc Wilson quarterback team to second-consecutive 9-win season.

1979
BYU wins 11 games, reaching double digits for the first time in school history and Edwards named Bobby Dodd Coach of the Year. Marc Wilson named BYU's first Consensus All-American quarterback and wins Sammy Baugh Trophy.

1981
Jim McMahon named Consensus All-American and wins the Sammy Baugh and Davey O'Brien Awards and quarterbackbacks BYU to 11-2 season, winning back-to-back bowl games with a win over Washington State. Edwards coaches the West to a victory in the Hula Bowl

1962
Hired by BYU head football coach Hal Mitchell to coach the defensive line, eventually promoted to defensive coordinator

1973
Went 5-6 in second season, BYU's only losing season in his 29-year tenure

1976
BYU wins 9 games, most in school history to date. QB Gifford Nielson named First Team All-American and BYU leads nation in passing offense for first time (307.8 ypg)

1978
Edwards earns doctorate in education from BYU. The Cougars played in their first Holiday Bowl, starting a span of 17 consecutive bowl appearances.

1980
BYU wins first bowl game, nicknamed the "Miracle Bowl" after coming back to beat SMU 46-45 after Jim McMahon completed a Hal Mary to Clay Brown to cap the 21-point four-minute comeback and a 12-1 season.

1983
After losing first game, BYU wins 11 straight and finishes season ranked No. 7 in the polls, the best finish to date in school history. Edwards wins 100th game (SDSU). Steve Young named Consensus All-American and wins Sammy Baugh, Davey O'Brien and finishes second in Heisman voting.



Under his direction, BYU recorded 10 straight WAC championships from 1976 through 1985. The Cougars also played in 17 consecutive bowl games from 1978 until 1994.

On New Year's Day in 1997, BYU set an NCAA record with 14 victories after winning the Cotton Bowl to cap the 1996 season in a thrilling 19-15 victory over No. 14 Kansas State. BYU finished ranked No. 5 nationally – its highest finish since the 1984 title.

The Cougars won 18 WAC championships under Edwards and the inaugural Mountain West Conference title in 1999.

Edwards announced his retirement prior to the 2000 season but BYU would honor him by renaming Cougar Stadium to LaVell Edwards Stadium prior to the final home game of the year on Nov. 18. A banner bearing the new name was unveiled in a pre-game ceremony conducted by President Gordon B. Hinckley, president of The Church of Jesus Christ of Latter-day Saints.

A week later BYU sent Edwards into retirement with one more magical moment. Trailing Utah 27-26 in Salt Lake City with 23 seconds left, quarterback Brandon Doman kept it and ran up the right side for a 7-yard touchdown to send Edwards out a winner in his final game. Edwards was carried off the field by his players in a touching moment to end his Cougar career.

Edwards coached one Heisman Trophy winner, two Outland Trophy recipients, four Davey O'Brien awardees, seven Sammy Baugh Trophy Winners, 31 All-Americans and four College Football Hall of Famers. BYU's success didn't come without personal reward for Edwards either. He was named NCAA District 8 Coach of the Year eight times, Bobby Dodd National Coach of the Year in 1979 and AFCA National Coach of the Year in 1984.

Following his coaching career, Edwards continued his life of service with a full-time LDS mission with his wife Patti to New York City from 2002-2003. He also served on several committees and boards for various college football awards and governing bodies since his retirement.

The eighth of 14 children, Edwards graduated from Lincoln High School in Orem. He attended Utah State University, where he was an all-conference lineman before serving a two-year commitment in the Army. He and his wife Patti recently celebrated their 65th wedding anniversary. The Edwards have three children, Ann [Cannon], John and Jim.



<p>1985 Bosco led the Cougars to another 11-win season and wins the National Championship. BYU finished No. 16 in the AP poll and Bosco was a third-round NFL draft pick.</p>	<p>1989 BYU wins WAC for the first time in three years behind the arm of sophomore Ty Detmer. Detmer throws for 4,560 yards, the third 4,000-yard season for a BYU quarterback under Edwards (McMahon '80, Bosco '84). Offensive lineman Mo Elewonibi wins Outland Trophy.</p>	<p>1994 Edwards and BYU defeat New Mexico 49-47 for his 200th victory. BYU also defeated Notre Dame during the regular season and Oklahoma in the postseason.</p>	<p>2000 Prior to the 2000 season, Edwards announces it will be his last. BYU finishes just 6-6 and does not get invited to a bowl game for just the fifth time in his 29 year career as head coach. In a ceremony following BYU's last regular season game at home, President Gordon B. Hinckley of the LDS Church officially renamed Cougar Stadium LaVell Edwards Stadium. The Cougars went on to defeat Utah in dramatic fashion to close the regular season on the road with a 34-27, last-minute victory for his 257th win (No. 6 all-time). Edwards is carried off the field.</p>	<p>2016 On Dec. 29, surrounded by his wife Patti and his family, LaVell Edwards passed away at his home in Provo at the age of 86. Hundreds of former players and coaches reunited at the stadium bearing LaVell's name following the memorial service to honor and remember their coach.</p>
--	---	--	--	--

<p>1984 BYU goes 13-0 and wins the National Championship. Edwards earns Kodak Coach of the Year. Quarterback Robbie Bosco wins Sammy Baugh. Five total players, including Bosco are named to All-American teams.</p>	<p>1986 Edwards passes Arizona State's Frank Kush as the winningest coach in WAC history. Defensive lineman Jason Buck wins the Outland Trophy.</p>	<p>1990 Ty Detmer leads BYU to 28-21 win against No. 1 ranked Miami in Provo. Detmer wins the Heisman Trophy. BYU's only Heisman winner with 5,188 yards and 41 touchdowns.</p>	<p>1996 BYU sets an NCAA record with 14 victories, going 14-1 and defeating No. 14 Kansas State in the Cotton Bowl - BYU's only New Year's Day bowl in school history. Team finishes ranked No. 5 in the polls. QB Steve Sarkisian wins Sammy Baugh and Davey O'Brien Awards.</p>	<p>2004 Edwards is inducted into the College Football Hall of Fame. BYU claimed 20 of 29 regular-season conference titles under Edwards and led BYU to 22 bowl games. A two-time national Coach of the Year winner, Edwards coached one national championship team and 32 All-Americans.</p>
---	--	--	--	---



BYU QUARTERBACK ALL-AMERICA SELECTIONS

Since the days of Virgil Carter and Gary Sheide in the 1960s and early 1970s, BYU has produced an assembly line of outstanding quarterbacks in Provo that have earned unprecedented success in the market of college and professional football. Eleven BYU quarterbacks have earned at least an honorable mention All-America citation or Academic All-America honors.

Volumes have been written about BYU's passing game and great quarterback tradition. BYU quarterbacks have owned the NCAA record books and have won the Sammy Baugh trophy seven times and the Davey O'Brien four times. BYU's quarterback factory has also produced a Heisman Trophy winner in Ty Detmer and many other Heisman Trophy candidates.

Quarterbacks Gifford Nielsen, Marc Wilson, Jim McMahon, Steve Young and Ty Detmer have been inducted into the College Football Hall of Fame.

On seven different occasions, BYU quarterbacks have finished as the NCAA total offense leaders. Three of the top-15 career passing efficiency leaders are from BYU. In the 29 years LaVell Edwards coached at BYU, the Cougars led the nation in passing eight times and finished in the top five 17 times.

When Edwards was named head coach at BYU in 1972, he realized he couldn't compete initially with the big schools for the big-time athletes. So he installed a passing attack that would change the future of college football.

The offense worked, and the Cougars began passing the competition. BYU became one of the first universities to use the forward pass consistently and effectively in a time when throwing the football was a mere alternative to running the ball.

The pass has been good to BYU. Prior to Edwards, the program had won a total of 171 games and had only 16 winning seasons since 1922. Since 1972, BYU is No. 8 in total wins with 382. BYU has won or tied for a conference championship 23 times, played in 34 bowl games and won the national championship in 1984.



VIRGIL CARTER

Provo, Utah (1964-66)

Carter led the NCAA in touchdown passes and total offense in 1966. He set an NCAA record in 1966 with 599 yards of total offense at UTEP. He was an Academic All-American and finished 11th in the 1966 Heisman voting.



GARY SHEIDE

Provo, Utah (1964-66)

Sheide won the Sammy Baugh trophy in 1974 and was second in the NCAA in passing in both 1973 and 1974. He was the 1974 WAC Offensive Player of the Year and finished eighth in the 1974 Heisman ballot while earning All-American Honorable Mention from UPI.



GIFFORD NIELSEN

Provo, Utah (1975-77)

A First Team All-American in 1976, Nielsen led the NCAA in TD passes and passing yards and was second in total offense in 1976. He finished sixth in the 1976 Heisman voting and was inducted into the College Football Hall of Fame in 1994.



MARC WILSON

Provo, Utah (1975-77)

Wilson won the Sammy Baugh in 1979 along with being named a Consensus All-American and third in the Heisman Trophy vote. He led the nation in total offense and set 19 NCAA records in his career. He was a first-round draft pick of the Oakland Raiders (15th overall) and was inducted into the College Football Hall of Fame in 1996.



JIM MCMAHON

Provo, Utah (1975-77)

McMahon won the Davey O'Brien, Sammy Baugh and was named a Consensus All-American in 1981. He set 75 NCAA records in his career and led the NCAA in total offense passing in both 1980 and 1981. McMahon finished third (1981) and fifth (1980) in the Heisman voting. He went on to be a first round pick of the Chicago Bears in 1982 and quarterbacked them to a Super Bowl win in 1986 and got another ring with Green Bay in 1996 as a backup, playing in the NFL for 16 years. He was inducted into the College Football Hall of Fame in 1998.

STEVE YOUNG

Provo, Utah (1975-77)

Young also won both the Davey O'Brien and the Sammy Baugh in 1983 along with earning Consensus All-American status. He led the NCAA in total offense, passing and pass efficiency in 1983 and was the runner-up for the Heisman Trophy. He set 15 NCAA records in his career. Young played 14 years in the NFL and won the NFL MVP in both 1992 and 1994. He set the NFL single-season passer rating record with 112.8 in 1994 and won a Super Bowl with San Francisco the same year, earning MVP honors with six touchdown passes in the game. He was inducted into the College Football Hall of Fame in 2001.



ROBBIE BOSCO

Bosco led the Cougars to the 1984 National Championship and won the Sammy Baugh Trophy that season. He was a second-team All-American and runner-up for the Davey O'Brien while finishing third for the Heisman in both 1984 and 1985. He led the NCAA in total offense in 1984 and was drafted by Green Bay 1985. He has since coached at BYU and currently serves in an administrative role in the athletic department.

TY DETMER

Detmer won the Heisman Trophy in 1990 and is a two-time Davey O'Brien winner and Maxwell Award recipient. He set 63 NCAA records and was a two-time Consensus All-American. He is BYU's career leader with 15,031 passing yards and ranks No. 5 in NCAA history. He led the NCAA in passing yards in 1990 and total offense in 1991. He played 14 years in the NFL and was inducted into the College Football Hall of Fame in 2012. He recently returned to BYU as the offensive coordinator and quarterbacks coach.

STEVE SARKISIAN

In two seasons at BYU, Sarkisian won the Sammy Baugh Trophy, earned second team All-American honors and led the nation in passing efficiency in 1996. He was named the 1996 WAC Offensive Player of the Year and led BYU to an NCAA-record 14 victories in 1996, including a win in the Cotton Bowl over Kansas State. He has been a head coach at Washington and USC.


JOHN BECK

Beck was named a second team All-American in 2006 and was named the MWC Offensive Player of the Year.

He was a finalist for the Johnny Unitas award and semi-finalist for the Davey O'Brien. His 11,021 career passing yards ranks No. 3 at BYU. He was drafted in the second round of the 2007 NFL Draft by the Miami Dolphins and played six years in the NFL.

MAX HALL

Hall won more games at BYU than any other starting quarterback, with 32 victories. He was a two-time honorable mention All-American and a three-time All-MWC player. He is second in BYU history in passing yards, touchdowns, completions and total offense in his three seasons. He played in six games for the Arizona Cardinals in 2010 after signing as a free agent. He won his first career NFL start.



3,000 PASSING YARDS

Passing for 3,000 yards has been a benchmark in college football since BYU was one of the early pioneers engineering an effective air attack. Since 1976, 13 different individual BYU quarterbacks have accomplished the feat 23 times. As a team, BYU has passed for at least 3,000 yards in 33 of the past 40 seasons, including 14 seasons with at least 4,000 yards and one season in 1990 with over 5,000 yards.

BYU'S 5,000 CLUB



5,188	Ty Detmer	1990
-------	-----------	------

BYU'S 4,000 CLUB



4,571	Jim McMahon	1980
4,560	Ty Detmer	1989
4,273	Robbie Bosco	1985
4,031	Ty Detmer	1991
4,027	Steve Sarkisian	1996



BYU's 3,000 CLUB


3,957	Max Hall	2008
3,902	Steve Young	1983
3,885	John Beck	2006
3,875	Robbie Bosco	1984
3,848	Max Hall	2007
3,727	John Walsh	1993
3,720	Marc Wilson	1979
3,712	John Walsh	1994
3,709	John Beck	2005
3,560	Max Hall	2009
3,555	Jim McMahon	1981
3,554	Kevin Feterik	1999
3,542	Brandon Doman	2001
3,437	Steve Sarkisian	1995
3,401	Gifford Nielsen	1976
3,377	Tanner Mangum	2015
3,100	Steve Young	1982





BYU AND THE HEISMAN TROPHY

1990 HEISMAN TROPHY WINNER **TY DETMER**



On December 1, 1990, Ty Detmer and his teammates gathered pool-side at the Princess Kaiulani Hotel just hours prior to kickoff with Hawai'i. Via satellite hookup with national TV, Detmer and the BYU faithful waited patiently and listened as Downtown Athletic Club President C. Peter Lambos announced, "Ty Detmer, Ty Detmer of BYU," — soon Ty was doused in the pool.

Detmer, a junior, became the first collegian from the Rockies to win the Heisman Trophy. Named in honor of John Heisman, the coveted 25-pound honor has been awarded annually to the outstanding college football player of the year since 1935.

A 28-21 upset over No. 1-ranked Miami in Provo vaulted Detmer to the forefront in the Heisman race his junior season. Combined with a massive public relations "necktie" campaign for Ty, the 6-foot, 175-pound, gunslinger from San Antonio, Texas, guided BYU to a Holiday Bowl berth that season and a 10-3 record with 41 touchdowns and 5,188 yards passing.

Detmer polled 1,482 points to beat out Notre Dame's Raghib "Rocket" Ismail at 1,177 and finished first in all six regions. Detmer finished third in the Heisman balloting in 1991.

"Winning the Heisman was a great honor," said Detmer. "There have been a lot of great players, like my teammates and previous BYU quarterbacks, that contributed to it. They opened the door. It shows the strength of the program at BYU."

Detmer's portrait hangs alongside other recipients on the third floor of the DAC of New York City. A duplicate portrait of Detmer also hangs on display in the Cougar Room of LaVell Edwards Stadium. The trophy is on display in the lobby of Legacy Hall, located in the Student Athlete Building.



**1979 - 3RD PLACE
MARC WILSON**



**1981 - 3RD PLACE
JIM MCMAHON**



**1983 - RUNNER UP
STEVE YOUNG**



**1984, 1985 - 3RD PLACE
ROBBIE BOSCO**

BYU has had a player finish in the top 10 of Heisman voting in 12 seasons and a finalist seven times. Marc Wilson, Jim McMahon, Steve Young and Robbie Bosco (twice) all earned recognition in the top three of vote getters, along with Detmer's win in 1990 and third-place finish in 1991.

	Player	Year	Total yards
1.	Ty Detmer, BYU	1990	5,022
2.	Andre Ware, Houston	1989	4,661
3.	Robert Griffin III, Baylor	2011	4,642
4.	Johnny Manziel, Texas A&M	2012	4,600
5.	Sam Bradford, Oklahoma	2008	4,529





7 SAMMY BAUGH WINNERS

The Sammy Baugh Trophy is awarded to the nation's top passer by the Touchdown Club of Columbus each year since 1959. The award is named after College and Pro Football Hall of Famer Samuel "Slingin Sammy" Baugh. He was a two-time All-American at TCU and went on to play with the Washington Redskins from 1937-1952. He was a six-time All-Pro selection and NFL Player of the Year in 1947 and 1948. Baugh is credited for making the forward pass an integral part of offensive play in the NFL.

BYU has produced a record seven Sammy Baugh winners including Gary Sheide, Marc Wilson, Jim McMahon, Steve Young, Robbie Bosco, Ty Detmer and Steve Sarkisian. No other school has more than four winners.



1974 - GARY SHEIDE

181 comp 300 att
2,174 yards, 23 TD



1979 - MARC WILSON

250 comp 427 att
3,720 yards, 29 TD



1981 - JIM MCMAHON

278 comp 423 att
3,555 yards, 30 TD



1983 - STEVE YOUNG

306 comp 429 att
3,902 yards, 33 TD



1984 - ROBBIE BOSCO

283 comp 458 att
3,875 yards, 33 TD



1991 - TY DETMER

249 comp 403 att
4,031 yards, 35 TD



1996 - STEVE SARKISIAN

278 comp 404 att
4,027 yards, 33 TD



THE DAVEY O'BRIEN AWARD



In 1981, the Davey O'Brien Educational and Charitable Trust of Fort Worth, Texas, named Jim McMahon the first recipient of the annual Davey O'Brien National Quarterback Award — honoring the nation's best quarterback, after previously honoring any position player beginning in 1977. BYU quarterbacks have won the Davey O'Brien Award four times — more than any other school. In addition to winners McMahon (1981), Steve Young (1983) and Ty Detmer (1990 & '91), Robbie Bosco finished runner-up in 1984 and Steve Sarkisian finished third in 1996.

1981 JIM MCMAHON

Jim McMahon won the Davey O'Brien Award in its first year as a quarterback-specific award. McMahon's senior season in 1981 capped of his historic career with another 3,555 yards and 30 touchdown passes. He was named to five All-America teams and was the WAC Player of the Year after leading BYU to a WAC Championship.




1983 STEVE YOUNG

Steve Young put together a senior season of 3,902 passing yards, 33 touchdowns to go along with a running attack of 444 yards and another eight scores. He led BYU to an 11-1 record, winning another WAC title and leading the Cougars to a 21-17 win in the Holiday Bowl over Missouri after catching the game-winning touchdown on a halfback pass.



1990 TY DETMER

Ty Detmer's 1990 season was one of the best by a quarterback in not just BYU history, but in all of college football. He threw for 5,188 yards and 41 touchdowns in 12 regular season games while setting 42 NCAA records and tying five more. Detmer's Davey O'Brien was added to his hardware collection in 1990 consisting of the Maxwell Award and Heisman Trophy.



1991 TY DETMER

Detmer followed up his historic junior campaign with another stellar season as a senior. He threw for 4,031 yards and 35 touchdowns en route to another Davey O'Brien Award and the Sammy Baugh Trophy. He finished third in the Heisman voting and was named a consensus All-American for the second consecutive year. The Cougars also clinched a third-straight WAC title behind Detmer's arm.





Each year the Maxwell Football Club presents the Maxwell Award for the College Player of the Year. Dating back to 1937, this award is presented in honor of Robert W. (Tiny) Maxwell, legendary college player, official and sports columnist. Voters for the Maxwell College Awards are NCAA Head College Football Coaches, members of the Maxwell Football Club & sportswriters and sportscasters from across the country. Quarterback Ty Detmer took home the Maxwell Award as college football's best player in 1990. Detmer won the Heisman and Davey O'Brien the same year. The Maxwell Award voting - by college coaches, the media and members of the Maxwell Football Club - had the same order of finish as the Heisman. Detmer had 1,993 points; followed by Raghib "Rocket" Ismail of Notre Dame with 1,385; Eric Bieniemy of Colorado with 747, and Shawn Moore of Virginia with 431.

15,031

PASSING YARDS

5,188

PASSING YARDS IN 1990

3-4000

THREE SEASONS OF OVER 4,000
PASSING YARDS

121

PASSING TOUCHDOWNS

42

NCAA RECORDS

41

TOUCHDOWNS IN 1990

2

TWO TIME ALL-AMERICAN (1990-91)



1986 **JASON BUCK**

Jason Buck, a 6-6, 270-pound senior from St. Anthony, Idaho, started out as a quarterback and linebacker at Ricks College but came to BYU in 1985. Buck led the 1986 Cougars with 218.5 defensive points and registered 26 unassisted tackles, 33 assisted tackles, 13 tackles for losses, 17 quarterback hurries and 12.5 sacks.

Buck rode a publicity campaign of "One Buck" dollar bills in leading BYU to an 8-5 record and a berth in the Freedom Bowl in 1986.

"For me it was just a thrill to be on the field every Saturday at BYU," said Buck. "To win the Outland Trophy was a dream come true."



The Outland Trophy has been awarded annually by the Football Writers Association of America since 1946 to the nation's most outstanding interior lineman. It is named after the late John Outland, an All-America lineman at Pennsylvania in the late 1800s. It is the third oldest player award in major-college football behind the Heisman Trophy and Maxwell Award.

1989 **MOHAMMED ELEWONIBI**

Mohammed Elewonibi, a 6-5, 290-pound, senior from British Columbia, Canada, spent his childhood in his native Nigeria and didn't play football until after high school, at Snow Junior College. "Mount Mohammed" led BYU to a 10-3 record, a berth in the Holiday Bowl in 1989 and graded out four times with perfect pass protection as a senior. The Outland Trophy honors the outstanding interior lineman in the nation and was first presented in 1946 by the Football Writers Association of America. The award is named for its benefactor, Dr. John H. Outland.



LUKE STALEY

CONSENSUS ALL-AMERICAN • DOAK WALKER AWARD WINNER

BYU running back Luke Staley was named the winner of the 2001 Doak Walker Award. The annual award, which was presented on the ESPN Home Depot College Football Awards Show from Orlando, Fla., is presented to college football's top running back.



"This is a great honor," Staley said. "I can't express how grateful I am for my family, my teammates, my coach - everyone who made this possible."

In addition to winning the Doak Walker Award, Staley was also named as a first-team member of the prestigious Walter Camp Foundation All-America Team. Staley was the first BYU consensus All-American since Ty Detmer was twice selected in 1990 and 1991. In addition to the Walter Camp Foundation All-America team, Staley was named a first-team All-American by the American Football Coaches Association, Football Writers Association of America, the Associated Press, The Sporting News, Football News and CNN/NI—just to name a few.

"We're very proud of Luke and all his accomplishments," BYU head coach Gary Crowton said. "Since we started this season back in

August, we have been telling these guys to work hard, stay focused and great things will happen. This award, although presented to Luke, is a tribute to the hard work and commitment each and every player and coach has made this season. Luke is probably one of the best examples we have had, in terms of working hard and staying focused. This is a great tribute for a great athlete, a great teammate and a great young man. We couldn't be more proud of him."

Staley, from Tualatin, Ore., led the nation in scoring (15.5 p/game), yards per carry (8.1 y/carry) and finished the 2001 season ranked third in the nation in rushing, averaging 143.8 yards per game. He helped pace the Cougars to a 12-2 record on the season, scoring a BYU single-season record 28 touchdowns. Staley also racked up a BYU single-season record 1,582 yards rushing on the season.

1,582

RUSHING YARDS IN 2001

- BYU SINGLE SEASON RECORD

143.8

RUSHING YARDS PER GAME IN 2001

- BYU SINGLE SEASON RECORD

48

CAREER TOUCHDOWNS

- BYU RECORD

41

CAREER RUSHING TD

- BYU RECORD

28

TOTAL TD IN 2001

- BYU SINGLE SEASON RECORD

24

RUSHING TD IN 2001

- BYU SINGLE SEASON RECORD

8.1

YARDS PER CARRY TO LEAD THE NATION IN 2001

-BYU SINGLE SEASON RECORD



The Polynesian Islands have become a hotbed for recruiting in recent years, but BYU has been one of the pioneers in bringing these players from Tonga, Samoa, the Hawaiian Islands and all of Polynesia to the forefront of college football since the early 1950s.

Harry Bray of Hilo, Hawai'i, transferred from Weber College to play for the Cougars in 1951, becoming the first Polynesian to play for the Cougars. Other Pacific Islanders who followed included: Famika Anae (1954-55), John Kapele (1957-59), John Kawaa (1962-1963), John Lupoi (1967-1969) and Henry Nawahine (1964-1965). Some of BYU's most celebrated and decorated players have come from the Pacific islands, including All-Americans, national record holders, players who have gone on to compete in the NFL and now, several members of BYU's current coaching and support staff.

Kalani Sitake was named BYU's 14th head coach on Dec. 19, 2015, becoming the first Tongan head football coach in the NCAA. Sitake was raised in Laie, Hawaii and later moved to the mainland. His staff includes Polynesians Ilaisa Tuiaki, Steve Kaufusi, Reno Mahe, Nu'u Tafisi, Russell Tialavea, Tevita Ofahengaue, Jack Damuni, Jasen Ah You, Sione Kinikini, Vince Feula and Harvey Unga.

Since 1951, hundreds of Polynesian players have suited up for BYU. The Cougars' Polynesian players have come from all over the Pacific including Hawaii, Tonga, Samoa and Fiji. Some of the most notable players include Vai Sikahema, the NCAA's career leader in punt returns, All-American and NFL veteran tight end Itula Mili and BYU's No. 2 career rusher, Harvey Unga. Many former BYU Polynesian have gone on to play in the NFL.

Of the hundreds of Polynesian players, several rank among the top statistical leaders in BYU history. Two of the top-10 career rushers are Polynesian. Two of the top-10 leaders in career receiving yards are also Polynesian. Since 1982, 11 of BYU's season-rushing leaders have been Pacific Islanders.



(In the center) Current head coach Kalani Sitake and director of recruiting operations (on the left) Tevita Ofahengaue with teammate (on the right) Setema Gali, Jr. on senior night back in 2000 at LaVell Edwards Stadium.

BYU TIGHT END GREATS

BYU's tight ends have earned unprecedented success as a featured position in the offense for decades. With former Heisman-winning quarterback, Ty Detmer, calling the offense, the tight end will continue to be showcased again, similar to the days when Detmer relied on All-American tight ends Chris Smith and Byron Rex while under center at BYU.

Over the years, Cougar football has emerged as the home of some of the best pass-catching tight ends in NCAA history. Starting with "Miracle Bowl" hero Clay Brown in 1980, nine BYU tight ends have earned All-America recognition. Since 1976, 12 Cougar tight ends have received 20 first-team All-Conference citations. Five former Cougars helped lead their teams to the Super Bowl—Doug Jolley with the Oakland Raiders in 2003, Chad Lewis with the Philadelphia Eagles in 2005, Itula Mili with the Seattle Seahawks in 2006, Gabriel Reid with the Chicago Bears in 2007 and Dennis Pitta with the Baltimore Ravens in 2013.

Two former BYU Cougars, Todd Christensen and Chad Lewis, have been named to several Pro Bowl teams during their successful professional careers as tight ends. A BYU tight end was named first-team all-conference (Jonny Harline in 2005 and 2006 and Dennis Pitta in 2007, 2008 and 2009) in five-straight years. In 2009, BYU became the first team in MWC history to sweep the tight end honors as Andrew George earned All-MWC Second Team accolades while Pitta was a consensus All-American.


CLAY BROWN

GORDON HUDSON

DAVID MILLS

TREVOR MOLINI

CHRIS SMITH

BYRON REX

CHAD LEWIS

ITULA MILI

JONNY HARLINE

DENNIS PITTA

ALL-AMERICAN TE

Clay Brown	1980
Gordon Hudson*	1982
Gordon Hudson*	1983
David Mills	1984
Trevor Molini	1985
Chris Smith	1989
Chris Smith	1990
Byron Rex	1992
Chad Lewis ^	1996
Itula Mili	1996
Jonny Harline	2006
Dennis Pitta	2008
Dennis Pitta*	2009

*consensus ^academic

FIRST TEAM

ALL-CONFERENCE TE

Brian Billick	1976
Clay Brown	1979
Clay Brown	1980
Gordon Hudson	1982
Gordon Hudson	1983
David Mills	1984
Trevor Molini	1985
Chris Smith	1989
Chris Smith	1990
Byron Rex	1991
Byron Rex	1992
Chad Lewis	1995
Chad Lewis	1996
Itula Mili	1996
Doug Jolley	2001
Jonny Harline	2005
Jonny Harline	2006
Dennis Pitta	2007
Dennis Pitta	2008
Dennis Pitta	2009



COLLEGE FOOTBALL HALL OF FAME INDUCTEES



The College Football Hall of Fame was established in 1951. Including the 2016 Hall of Fame class, only 977 players and 211 coaches, have been inducted into the College Football Hall of Fame from the nearly 5.12 million who have played or coached the game during the past 147 years. In other words, less than two ten-thousandths of one percent (.0002) of the individuals who have played the game have been deemed worthy of this distinction.

BYU has produced seven Hall of Fame members, including six players and head coach LaVell Edwards.

Founded in 1947, The National Football Foundation & College Hall of Fame inducted its first class of inductees in 1951. The first class included 32 players and 19 coaches, including Illinois' Red Grange, Notre Dame's Knute Rockne, Amos Alonzo Stagg and Carlisle's Jim Thorpe.

305 schools are represented with at least one College Football Hall of Famer.

The new College Football Hall of Fame, which opened on Aug. 23, 2014, is a 94,256-square-foot attraction located in the heart of Atlanta's sports, entertainment and tourism district.



GIFFORD NIELSEN QUARTERBACK: 1975-77 INDUCTED: 1994

Nicknamed the "Mormon Rifle," Gifford Nielsen became BYU's first Hall of Fame inductee in 1994. His prolific passing career began when he came off the bench in the third game of his sophomore season to lead the Cougars to a 16-15 come-from-behind win over New Mexico by completing 10 of 12 passes. As a junior in 1976, Nielsen really made fans sit up and notice. He passed for 3,192 yards and 29 touchdowns, set 13 WAC records and made All-America. Next season promised even more. He threw five touchdown passes against New Mexico, six against Utah State and was twice named Player of the Week. For the first time, a BYU football team was nationally ranked. "It was like a little dream world," said Nielsen, a product of Provo High School. "The numbers were just mind-boggling. Everything you could ever dream of as a kid in Provo, Utah, was in the palm of my hand." On Oct. 8, 1977, his season and college career ended when he suffered a serious injury. Over three years Nielsen averaged an astounding 243 yards passing per game. Nielsen played six years with the Houston Oilers and was the last quarterback to lead the Oilers to the AFC finals. He and his wife Wendy have six children.

MARC WILSON QUARTERBACK: 1976-79 INDUCTED: 1996

One of the most celebrated quarterbacks in Cougar history, Marc Wilson earned consensus All-America honors in 1979 and was inducted into the Hall of Fame on Dec. 10, 1996. In Wilson's first game as a starter, he was 15 of 25 for 332 yards with seven touchdowns in a 63-17 triumph over Colorado State and was consequently named Sports Illustrated's Offensive Player of the Week. In Wilson's career at BYU, he set 10 NCAA records. The 6-5, 204-pound quarterback ranked fourth in the nation in passing efficiency with a 147.1 rating in 1979. That same year, Wilson finished third in the Heisman balloting, led his team to an undefeated regular season, and was named the Holiday Bowl's Offensive MVP. A true student-athlete, Wilson was the recipient of the NCAA Top Five Award and its post graduate scholarship. A first round draft pick of the Oakland Raiders, Wilson played eight seasons before finishing his career with the New England Patriots. Presently, Wilson is a land developer in the North Seattle area. He and his wife, Colleen, live in Woodinville, Wash. with their four children.


JIM MCMAHON QUARTERBACK: 1978-81 INDUCTED: 1998

McMahon set 75 NCAA records at BYU, was a 1981 first team All-American by Kodak (Coaches), College & Pro Weekly, Associated Press, UPI, FWAA and second team NEA. In 1980 he earned first team All-America from the FWAA. McMahon balloted third place for the Heisman Trophy in 1981 and fifth in 1980. In 1981, he won the Davey O'Brien Trophy, the Sammy Baugh Award, the Utah Sportsman of the Year and the NCAA Co-Offensive Player of the Year with Marcus Allen (Pigskin Club of Wash., D.C.). He led the NCAA in pass efficiency (155.0) and total offense (345.8) in 1981 as well as pass efficiency (176.9) and total offense (385.6) in 1980. He set 29 Western Athletic Conference records and was three-time WAC Player of the Year and first team all-league. He broke 23 BYU records, was MVP of two Holiday Bowls and has been inducted to the Holiday Bowl Hall of Fame. McMahon passed for 9,536 yards, threw 84 touchdowns and completed 653 of 1,056 passes at BYU. McMahon played for the Chicago Bears from 1982-88 (1985 Super Bowl Champs, 1985 Pro QB of the Year, and Pro Bowl); San Diego Chargers in 1989; Philadelphia Eagles from 1990-92; Minnesota Vikings in 1993; Arizona Cardinals in 1994; and Green Bay Packers from 1995-96 (1997 Super Bowl Champions).

LAVELL EDWARDS

HEAD COACH: 1972-2000 INDUCTED: 2004

A coaching icon whose success and longevity are paralleled by few, Edwards guided BYU to heights never before reached in the program's history. Edwards posted a record of 257-101-3 (.716) over a span of 29 seasons at BYU. From 1972 until his retirement following the 2000 season, Edwards roamed the sidelines at BYU — a tenure that ranks fifth all-time among coaches at one school. In 20 of those 29 seasons, the Cougars claimed the league title. Guiding BYU to 22 bowl game appearances, including a streak of 17-straight bowl appearances, Edwards reached the pinnacle of coaching success in 1984 by winning the National Championship. His 257 wins rank him seventh in NCAA Division I-A history, and he has more victories than every other coach in BYU history combined. At the helm, Edwards coached one Heisman Trophy winner, two Outland Trophy recipients, four Davey O'Brien award winners and 32 All-Americans — not to mention countless players who went on to professional careers in the NFL. He was named NCAA District 8 Coach of the Year eight times, the Bobby Dodd National Coach of the Year in 1979 and AFCA National Coach of the Year in 1984. Named the State of Utah's Coach of the Century, Edwards is a member of the State of Utah Sports Hall of Fame. "A spectacular choice," Steve Young said. "When you think of the Hall of Fame, you think of longevity, excellence, leadership and quality. In my book, Hall of Fame and LaVell Edwards go hand in hand. He is definitely a worthy recipient of this honor."



STEVE YOUNG

**QUARTERBACK: 1975-77
INDUCTED: 1994**

One of the greatest collegiate quarterbacks of all time, Young set 13 NCAA records. As a junior, he averaged 318.8 yards per game of total offense, earning All-Western Athletic Conference recognition and Conference Player of the Year honors. In his senior season, he repeated as a first-team All-WAC selection, completed 306 of 429 pass attempts for an impressive .713 percentage and led BYU to its second-straight Holiday Bowl. His .713 completion percentage, 3,902 yards passing, 4,346 yards of total offense and 33 touchdowns all led the nation. He completed 592 of 907 attempts for a .653 average, threw for 7,733 yards and 56 touchdowns and had 8,817 yards of total offense in only 31 games. A unanimous All-American and academic All-WAC selection, Young was the runner-up for the Heisman Trophy and received a National Football Foundation and College Football Hall of Fame Scholar-Athlete Award in recognition for his excellence on the field, in the classroom and in the community. Young retired after 15 seasons in the NFL, where he earned two MVP awards, seven trips to the Pro Bowl and led the San Francisco 49ers to win the Super Bowl in 1995, earning MVP honors.



GORDON HUDSON

**TIGHT END: 1980-83
INDUCTED: 2009**

Hudson is the first non-quarterback to represent BYU as a player in the Hall. A consensus All-America First Team pick in 1982 and 1983, Hudson is still the NCAA FBS record holder for most passes caught per game by a tight end (5.4) in a career, most career yards per game by a tight end (75.3) and most yards in a single game by a tight end (259). Hudson helped BYU win four conference championships (WAC) and earn four Holiday Bowl invitations during his career from 1980-83. He totaled 2,484 receiving yards and 22 touchdowns during his All-American career.



TY DETMER

**QUARTERBACK: 1988-91
INDUCTED: 2012**

BYU's only Heisman Trophy Winner, Detmer is BYU's seventh inductee into the Hall of Fame. Detmer also won the Maxwell Award, two Davey O'Brien Awards and set 63 NCAA records in his tenure. Twice named a consensus All-American, Detmer won national player of the year awards from organizations such as UPI, CBS, Scripps Howard and the U.S. Sports Academy. His 15,031 career passing yards and 121 touchdowns were NCAA bests at the time, and the gunslinger still holds three records. A three-time first team All-WAC performer, Detmer led College Football Hall of Fame coach LaVell Edwards' teams to three conference titles, four bowl games, three AP Top-25 finishes and a 28-21 win over top-ranked and defending national champion Miami on Sept. 8, 1990. The NCAA Today's Top VI Award recipient was a ninth round selection of the 1992 NFL Draft by the Green Bay Packers and played 14 seasons in the NFL. A 2000 inductee of the BYU Athletics Hall of Fame, Detmer is entering his second year as BYU's offensive coordinator.



BYU ALL-AMERICAN HONORS

Players included below earned All-America status by being named to the first team, second team or third team by major news outlets or award organizations. Honorees who were named to freshman or sophomore teams are also pictured and listed below.



Jessie Wilson, HB
1934




Vaughn Lloyd,
1939



Lonnie Dennis, OL
1959



Eldon Fortie, QB
1961, '62



Phil Odle, WR
1967



Gorden Gravelle, OL
1971



Pete Van Valkenburg, RB
1972



Jay Miller, WR
1973



Wayne Baker, DL
1974



Orrin Olsen, OL
1975



Brad Oates, OL
1975



Gifford Nielsen, QB
1976



Marc Wilson, QB
1978, '79



Jason Coloma, DB
1978



Rod Wood, RB
1978



Tom Bell, OG
1979



Jim McMahon, QB
1980, '81



Nick Eyre, OT
1980



Clay Brown, TE
1980



Bart Oates, OL
1982



Gordon Hudson, TE
1982, '83



Steve Young, QB
1983



David Mills, TE
1984



Kyle Morrell, DB
1984



Leon White, LB
1984



Robbie Bosco, QB
1984, '85




Trevor Matich, OL
1984



Trevor Molini, TE
1985



Mark Bellini, WR
1985



Jason Buck, DL
1985, '86



Shawn Knight, DT
1986



Pat Thompson, P
1988



Chris Smith, TE
1989, '90



Bob Davis, LB
1989



Mo Elewonibi, OG
1989



Ty Detmer, QB
1990, '91



Randy Brock, DT
1991, 92, 93



Eric Drage, WR
1992, 93



Derwin Gray, DB
1992



Shad Hansen, LB
1992



Evan Pilgrim, OG
1992, 94



Byron Rex, TE
1992



John Walsh, QB
1993



Todd Herget, LB
1993



Alan Boardman, P
1993



Mike Empey, OL
1993



Jamal Willis, RB
1993



John Raass, DT
1995



Stan Raass, LB
1995



Itula Mili, TE
1996



Steve Sarkisian, QB
1996



John Tait, OL
1996



Jaron Dabney, RB
1997



Dustin Johnson, TE
1997



Rob Morris, LB
1998, 99



Luke Staley, RB
1999, 2001



Ryan Denney, DE
2001



Daniel Coats, TE
2003



Austin Collie, WR
2004, '08



Matt Payne, K
2004



Dallas Reynolds, OL
2005, '08



Johnny Harline, TE
2006



John Beck, QB
2006



Jake Kuresa, OL
2006



Jan Jorgensen, DL
2006



Harvey Unga, RB
2007



Rey Feinga, OL
2007



Dennis Pitta, TE
2008, '09



Matt Reynolds, OL
2008, '09



Braden Hansen, OL
2009



Riley Stephenson, P
2012



Kyle Van Noy, LB
2012, '13



Tejan Koroma, OL
2014



Thomas Shoaf, OL
2016

BYU'S CONSENSUS ALL-AMERICANS

A "consensus All-American" is a player who is listed as a first team All-American by at least half of the recognized lists.

Marc Wilson	QB	1979	Mo Elewonibi	OL	1989
Nick Eyre	OL	1980	Chris Smith	TE	1990
Jim McMahon	QB	1981	Ty Detmer	QB	1990
Gordon Hudson	TE	1982	Ty Detmer	QB	1991
Gordon Hudson	TE	1983	Luke Staley	RB	2001
Steve Young	QB	1983	Dennis Pitta	TE	2009
Jason Buck	DL	1986			



BYU ALL-AMERICAN HONORS

YEAR	NAME	LEVEL/ORGANIZATION
1934	Wilson, Jessie	All-America
1939	Vaughn, Lloyd	Third Team AP
1959	Dennis, Lonnie	Third Team Williamson
1961, 62	Fortie, Eldon	First Team NEA (61), Second Team UPI, AP, Williamson, Football News, Third Team AFCA
1967	Odle, Phil	First Team Dell Sports
1971	Gravelle, Gorden	Second Team AP, UPI, Universal Sports
1972	Van Valkenburg, Pete	Second Team Universal Sports, Third Team AP
1973	Miller, Jay	First Team Universal Sports
1974	Baker, Wayne	Second Team NEA
1975	Olsen, Orrin	All-America Bowl
1975	Oates, Brad	Second Team AP
1976	Nielsen, Gifford	First Team Football Writers of America, Second Team UPI, AP
1978, 79	Wilson, Marc	Churchmen's (78); Consensus (79), AFCA, FWAA, UPI, AP, Walter Camp, Churchmen's (79)
1978	Coloma, Jason	Third Team AP
1978	Wood, Rod	Churchmen's
1979	Bell, Tom	Churchmen's
1980, 81	McMahon, Jim	First Team Kodak, College and Pro Football Weekly, Second Team AP, UPI (80), Consensus (81)
1980	Eyre, Nick	Consensus, First Team AFCA, AFWAA, Second Team UPI, Third Team AP
1980	Brown, Clay	Second Team UPI, Third Team AP
1982	Oates, Bart	Second Team
1982, 83	Hudson, Gordon	Consensus (82,83)
1983	Young, Steve	Consensus
1984	Millis, David	First Team Athlon
1984	Morrell, Kyle	First Team AP, Second Team Sporting News
1984	White, Leon	Second Team Sporting News
1984, 85	Bosco, Robbie	Second Team UPI, Third Team FB News, Sporting News, AP (84), Second Team Football News (85)
1984	Matich, Trevor	Third Team AP
1985	Molini, Trevor	Third Team Football News
1985	Bellini, Mark	Second Team UPI, Third Team AP
1985, 86	Buck, Jason	Third Team AP (85), Consensus (86)
1986	Knight, Shawn	Third Team AP
1988	Thompson, Pat	First Team Kodak, FWAA, Scripps-Howard, Second Team AP, UPI
1989, 90	Smith, Chris	Consensus (90), First Team Sporting News (89), Third Team AP (89)
1989	Davis, Bob	Third Team Football News, AP
1989	Elewonibi, Mo	Consensus
1990, 91	Detmer, Ty	Consensus (90, 91)
1991, 92, 93	Brook, Randy	First Team Freshman FB News (91), First Team Soph. FB News (92), Almost FB News (93)
1992, 93	Drage, Eric	Almost Football News (92,93)
1992	Gray, Detwin	Almost Football News (92)
1992	Hansen, Shad	Third Team Football News
1992, 94	Pilgrim, Evan	Second Team Sophomore Football News (92), Second Team AP (94)
1992	Rex, Byron	Second Team UPI, Almost Football News
1993	Walsh, John	First Team Sophomore Football News, Almost Football News
1993	Herget, Todd	Almost Football News
1993	Boardman, Alan	Freshman Football News, Almost Football News
1993	Empey, Mike	Almost Football News
1993	Willis, Jamal	Almost Football News
1995	Raass, John	First Team Successful Farming Magazine
1995	Raass, Stan	First Team Successful Farming Magazine
1996	Mili, Itula	First Team AFCA
1996	Sarkisian, Steve	Second Team Football News
1996	Tait, John	Freshman - The Sporting News
1997	Dabney, Jaron	Second Team Freshman The Sporting News
1997	Johnson, Dustin	Successful Farming Magazine
1998, 99	Morris, Rob	First Team FB News (98), Second Team Sporting News, AFCA, Third Team FB News (99)
1999, 01	Staley, Luke	Third Team Freshman Sporting News (99), Consensus (01)
2001	Denney, Ryan	Fourth Team Sporting News
2003	Coats, Daniel	Freshman - The Sporting News
2004, 08	Collie, Austin	2nd Team Frosh. Sporting News (04), 2nd Team Rivals, SI.com, AP, Sporting News, CBSSports.com (08)
2004	Payne, Matt	First Team NCAA, AFCA, Sporting News, Second Team AP
2005, 08	Reynolds, Dallas	Second Team Rivals.com Fresh., Third Team Sporting News Fresh. (05) Third Team (08)
2006	Harline, Johnny	First Team Sporting News, CBSSports, FB News, SI.com, ESPN, Third Team AP
2006	Beck, John	Pro Football Weekly, College Football News, Second Team Sporting News
2006	Kuresa, Jake	Second Team College Football News
2006	Jorgensen, Jan	Third Team Freshman Sporting News
2007	Unga, Harvey	Second Team Freshman Rivals.com, Scout.com Freshman, Second Team Freshman The Sporting News
2007	Feinga, Rey	Second Team SI.com
2008, 09	Pitta, Dennis	Third Team Rivals.com (08), Consensus (09), Walter Camp First Team (09), AFCA First Team (09), Pro Football Weekly First Team (09), AP Second Team (09), SI.com Second Team (09) CBS Sports Second Team (09), Sporting News Second Team (09), Phil Steele Third Team (09), College Football News honorable mention (08,09), SI.com hon. mention (08)
2008, 09	Reynolds, Matt	Freshman FWAA First Team, Rivals.com, CFB News, Sporting News, First Team CFB News Sophomore
2009	Hansen, Braden	First Team FWAA Freshman, First Team Phil Steele Freshman
2012	Stephenson, Riley	AP Second Team, SI.com Second Team, CBSSports.com Second Team, Phil Steele Third Team, College Sports Madness Third Team
2012, 13	Van Noy, Kyle	AP Third Team (12), CBSSports.com Second Team (12), Phil Steele Third Team (12,13), College Sports Madness Third Team (12), Walter Camp Second Team (13), Athlon Sports Third Team (13), CBSSports.com Third Team (13), Lindy's Sports Third Team (13), SI.com Honorable Mention (12,13)
2014	Koroma, Tejan	FWAA Freshman, Phil Steele Freshman, 247Sports True-Freshman, ESPN True-Freshman, Sporting News True Freshman
2016	Shoaf, Thomas	FWAA Freshman

With 30 different Academic All-Americans, BYU's reputation as a nationally renowned academic institution continues to grow. Since 1965, BYU's 30 Academic All-Americans have earned 36 Academic All-American citations.

VIRGIL CARTER 1965
CASEY BOYETTE 1966
VIRGIL CARTER 1966
PAUL EHLMANN 1966
DAN TAYLOR 1972
DAN TAYLOR 1973
STEVE STRATTON 1973
STEVE MILLER 1976
SCOTT PHILLIPS 1980
DAN PLATER 1981
STEVE YOUNG 1983
MARV ALLEN 1984
TY MATTINGLY 1986

CHUCK CUTLER 1987
CHUCK CUTLER 1988
TIM CLARK 1988
FRED WHITTINGHAM 1989
ANDY BOYCE 1990
BRAD CLARK 1992
BRUCE JENNE 1992
ERIC DRAGE 1992
ERIC DRAGE 1993
CORY COOK 1994
ALAN BOARDMAN 1994
ALAN BOARDMAN 1996
CHAD LEWIS 1996

BEN CAHOON 1997
JARED LEE 2000
RYAN DENNEY 2001
NATHAN MEIKLE 2005
DAVID OSWALD 2008
KELLEN FOWLER 2008
MATT BAUMAN 2008
SCOTT JOHNSON 2009
MATT BAUMAN 2009
BRYAN KARIYA 2010



Virgil Carter, QB
1965, 66



Casey Boyette, WR
1966



Paul Ehrmann, OG
1966



Dan Taylor, TB
1972 & 73



Steve Stratton, FB
1973



Steve Miller, OG
1976



Scott Phillips, TB
1980



Dan Plater, WR
1981



Steve Young, QB
1983



Marv Allen, LB
1984



Ty Mattingly, DE
1986



Chuck Cutler, WR
1987, 88



Tim Clark, NT
1988



Fred Whittingham, FB
1989



Eric Drage, WR
1992, 93



Andy Boyce, WR
1990



Brad Clark, DB
1992



Bruce Jenne, DS
1992



Cory Cook, DB
1994



Alan Boardman, P
1994, 96



Chad Lewis, TE
1996



Ben Cahoon, WR
1997



Jared Lee, S
2000



Ryan Denney, DE
2001



Nathan Meikle, WR
2005



David Oswald, OL
2008



Kellen Fowler, DB
2008



Matt Bauman, LB
2008, 09



Scott Johnson, DB
2009



Bryan Kariya, RB
2010



BYU FIRST TEAM ALL-CONFERENCE SELECTIONS

--Since joining the WAC in 1962--



1962

Roger DuPaix, G
Eldon Fortie, HB

1965

Phil Odle, WR
Virgil Carter, QB
John Ogden, FB

1966

Phil Odle, WR
Grant Wilson, G
Virgil Carter, QB
John Ogden, FB

Curg Belcher, LB

Bobby Roberts, S

1967

Phil Odle, WR
Max Newberry, T
Bobby Roberts, S
Craig Bozich, LB

1969

Mel Olson, C
Jeff Slipp, DB
Chris Farasopoulos, DB/Returner

1970

Ken Serck, T
Gerald Meyer, DB
Chris Farasopoulos, DB/Returner

1971

Gordon Gravelle, OG
Joe Liljenquist, DE
Jeff Lyman, LB
Dan Hansen, S
Golden Richards, Returner

1972

Paul Howard, OG
P. Van Valkenburg, RB
Paul Linford, DT
Ron Tree, LB
Dave Atkinson, DB
Dan Hansen, S

1973

Jay Miller, WR
Paul Linford, DT

1974

Brad Oates, OT
Lloyd Fairbanks, OG
Orrin Olsen, C
Gary Sheide, QB
Keith Rivera, DE
Paul Linford, DT
Larry Carr, LB

1975

Brad Oates, OT
Jeff Blanc, RB
Sid Smith, LB
Gary Shaw, DB
Dana Wilgar, DB

1976

Brian Billick, TE
Dave Hubbard, OL
Gifford Nielsen, QB
Jeff Blanc, RB
Mekeli Ieremia, DE

Bill Rice, DL
Rod Wood, LB
Blake Murdock, LB
Dana Wilgar, DB

1977

Mike Chronister, WR
Keith Uperesa, OT
Lance Reynolds, OT
Todd Christensen, FB
Mekeli Ieremia, DE
Mark Bernsten, LB
Jason Coloma, DB

1978

Mike Chronister, WR
Tom Bell, OL
Al Gaspard, OL
Jim McMahon, QB
Mat Mendenhall, DL
Ross Varner, DL
Larry Miller, LB
Jason Coloma, DB

1979

Lloyd Jones, WR
Clay Brown, TE
Tom Bell, OL
Nick Eyre, OL
Danny Hansen, OL
Scott Nielson, OG
Marc Wilson, QB
Homer Jones, RB
Glen Titensor, DE
Glen Redd, LB
Gary Kama, LB
John Neal, DB
Bill Schoepflin, DB

1980

Jim McMahon, QB
Lloyd Jones, WR
Clay Brown, TE
Nick Eyre, OL
Calvin Close, OL
Glen Titensor, DL
Brad Anae, DL
Glen Redd, LB
Bill Schoepflin, DB
Mark Brady, DB
Clay Brown, P

1981

Jim McMahon, QB
Dan Plater, WR
Calvin Close, OL
Brad Anae, DE
Kyle Whittingham, LB

1982

Steve Young, QB
Gordon Hudson, TE
Bart Oates, C
Lloyd Eldredge, OG
Vince Stroth, OT
Chuck Ehin, NG
Mike Morgan, DT
Todd Shell, LB
Tom Holmoe, DB
Mike Mees, P

1983

Steve Young, QB
Gordon Hudson, TE
Todd Shell, LB
Casey Tiunialu, RB
Rex Burningham, OT
Brandon Flint, DE
Jon Young, DB

1984

Robbie Bosco, QB
Glen Kozlowski, WR
David Mills, TE
Marv Allen, LB
Trevor Matich, C
Craig Garrick, OG
Kyle Morrell, DE
Jim Herrmann, DE

1985

Jason Buck, DT
Mark Bellini, WR
Trevor Molini, TE
Kurt Gouveia, LB
Lakei Heimuli, FB
Leon White, LB
Dave Wright, OT

1986

Jason Buck, DT
Shawn Knight, DT
Lakei Heimuli, RB
Mark Bellini, WR
Rodney Thomas, DB

1987

John Borgia, OG
Leonard Chitty, K
David Futrell, NG
Troy Long, DB
Thor Salanoa, LB

1988

Chuck Cutler, WR
Bob Davis, LB
Rodney Rice, DB
Pat Thompson, P
Brian White, OT

1989

Eric Bergeson, DB
Bob Davis, LB
Ty Detmer, QB
Mo Elewonibi, OL
Chris Smith, TE

1990

Matt Bellini, HB
Andy Boyce, WR
Ty Detmer, QB
Alema Fitsemanu, LB



BYU FIRST TEAM ALL-CONFERENCE SELECTIONS



Neal Fort, OT
Earl Kauffman, P
Rich Kaufusi, DT
Brian Mitchell, DB
Chris Smith, TE
Robert Stephens, C

1991

Rocky Biegel, LB
Ty Detmer, QB
Bryan May, OG
Byron Rex, TE

1992

Scott Brumfield, OL
Lenny Gomes, OL
Eric Drage, WR
Derwin Gray, DB
Shad Hansen, LB
Garry Pay, C
Byron Rex, TE

1993

Todd Herget, LB
Eric Drage, WR
Mike Empey, OL

1994

Randy Brock, DE
Evan Pilgrim, OL
Jamal Willis, HB

1995

Chad Lewis, TE
Larry Moore, OL
John Raass, DL
Shay Muirbrook, LB
Stan Raass, LB
James Dye, Returner

1996

Itula Mili, TE
Chad Lewis, TE
Larry Moore, OL
Steve Sarkisian, QB
Henry Bloomfield, DL
Shay Muirbrook, LB
Tim McTyer, DB
Omarr Morgan, DB
James Dye, Returner

1997

Omarr Morgan, DB
John Tait, OL

1998

John Tait, OL
Rob Morris, LB
Brian Gray, DB
Daren Yancey, DL

1999

Kevin Feterik, QB
Byron Frisch, DE
Brian Gray, DB
Margin Hooks, WR
Matt Johnson, OL
Rob Morris, LB

2000

Owen Pochman, K
Setema Gali, DE
Justin Ena, LB
Aaron Edmunds, P

2001

Luke Staley, RB
Brandon Doman, QB
Reno Mahe, WR
Doug Jolley, TE
Jason Scukanec, C
Ryan Denney, DE
Jernaro Gilford, DB
Justin Ena, LB

2002

Dustin Rykert, OL
Brady Poppinga, DL
Matt Payne, P

2003

Aaron Francisco, S
Brady Poppinga, DL
Matt Payne, P

2004

Todd Watkins, WR
Aaron Francisco, S
Brady Poppinga, DL
Matt Payne, P

2005

John Beck, quarterback
Curtis Brown, running back
Jonny Harline, tight end

2006

John Beck, QB
Curtis Brown, RB
Jonny Harline, TE
Jake Kuresa, OL
Cameron Jensen, LB

2007

Max Hall, QB
Dennis Pitta, TE
Ray Feinga, OL
Dallas Reynolds, OL
Jan Jorgensen, DL
Bryan Kehl, LB

2008

Austin Collie, WR
Dennis Pitta, TE
Ray Feinga, OL
Dallas Reynolds, OL
Jan Jorgensen, DL

2009

Dennis Pitta, TE
Harvey Unga, RB
Matt Reynolds, OL
Jan Jorgensen, DL

2010

Matt Reynolds, OL
Andrew Rich, DB
Vic So'oto, DL

2011*

Riley Nelson, QB
Cody Hoffman, WR
Braden Hansen, OL
Matt Reynolds, OL
Kyle Van Noy, LB
Travis Uale, DB
Corby Eason, DB

2012*

Cody Hoffman, WR
Braden Brown, OL
Ezekiel Ansah, DL
Kyle Van Noy, LB
Riley Stephenson, P
JD Falslev, Returner

2013*

Jamaal Williams, RB
Michael Yeck, OL
Eathyn Manumaleuna, DL
Uani 'Unga, LB
Kyle Van Noy, LB
Daniel Sorensen, DB
Adam Hine, Returner

2014*

Mitch Mathews, WR
Jordan Leslie, WR
Tejan Koroma, OL
De'Ondre Wesley, OL
Bronson Kaufusi, DB
Robertson Daniel, DB
Skye PoVey, DB
Trevor Samson, K
Scott Arellano, P
Adam Hine, Returner

2015*

Tanner Mangum, QB
Algernon Brown, RB
Mitch Mathews, WR
Tejan Koroma, OL
Bronson Kaufusi, DL
Fred Warner, LB
Kai Nacua, DB
Michael Wadsworth, DB
Jonny Linehan, P

2016*

Jamaal Williams, RB
Tejan Koroma, OL
Sae Tautu, DL
Logan Taele, DL
Kai Nacua, DB
Jonny Linehan, P

*All-Independent





BYU'S CONFERENCE HISTORY

INDEPENDENT (2011- PRESENT)

On September 1, 2010, BYU announced its football program would compete in the NCAA Football Bowl Subdivision as an independent beginning with the 2011 season. Since the university instituted a football program in 1922, BYU had been a member of five different conferences, including the Rocky Mountain (1922-37), Mountain States/Skyline (1938-61), Western Athletic (1962-98) and Mountain West (1999-2010). The Cougars claimed their first conference championship in program history in 1965, going 4-2 in the WAC under head coach Tom Hudspeeth and have won 23 conference championships in their history. BYU won its next title, the first of 19 under legendary coach LaVell Edwards, in 1974. During its time in the MWC, the Cougars won four championships, including back-to-back undefeated conference seasons in 2006 and 2007.

MOUNTAIN WEST (1999-10)

- For the third time in program history, BYU chartered the creation of a new conference, this time joined by New Mexico, Utah, Air Force, Colorado St., San Diego State, UNLV and Wyoming. TCU joined in 2005.
- BYU football posted a 64-26 (.711) conference record in its 12 years in the conference.
- The Cougars' four MWC titles, 64 wins and 54 All-MWC First Team selections equal or surpass any MWC team since the league's inception.
- BYU won four MWC titles, including back-to-back championships in 2006-07. In three of its championship seasons, BYU went undefeated in conference play.

WESTERN ATHLETIC (1962-98)

- BYU was a charter member of the conference along with Arizona, Arizona State, New Mexico, Utah and Wyoming.
- The WAC eventually expanded to as many as 16 schools in 1996.
- BYU football posted a 187-69-2 (.729) conference record in its 37 years in the conference.
- While in the WAC, the Cougars won the 1984 National Championship, finishing 13-0.
- BYU won a total of 19 titles in the WAC, including its first-ever football championship in 1965 and 10-straight from 1976-85.
- BYU's 19 WAC titles, 187 conference wins and 199 All-WAC First Team selections are all still the most by far of any WAC team.

MOUNTAIN STATES/SKYLINE (1938-61)

- BYU was a charter member of the conference, leaving with Colorado, Colorado State, Denver, Utah, Utah State and Wyoming when the RMFAC was deemed too large. Montana and New Mexico joined in 1951.
- After Colorado left in 1947, the conference became popularly known as the Skyline Conference.
- Football posted a 41-75-12 (.367) conference record in its 24 years in the conference.
- The conference dissolved in early 1962 after BYU, Utah, Wyoming and New Mexico left to form the WAC.

ROCKY MOUNTAIN FACULTY ATHLETIC (1922-37)

- BYU joined the RMFAC in 1918 with football participation beginning four years later.
- BYU football posted a 46-52-4 (.471) conference record in its 16 years in the conference.
- When BYU joined, other RMFAC schools included Colorado, Colorado A&M (now Colorado State), Colorado College, Colorado School of Mines, Denver, Utah, Utah State and Montana State. Wyoming, Western St. and Colorado Teacher's College (now Northern Colorado) joined two years later.
- Known today as the Rocky Mountain Athletic Conference (RMAC), it is now a Division II conference with 14 members.





BYU currently has 18 players under NFL contract. Running back Jamaal Williams was drafted in the 2017 NFL Draft in the fourth round by the Green Bay Packers. The Baltimore Ravens have three BYU players on the roster, including De'Ondre Wesley, Bronson Kaufusi and Robertson Daniel. John Denney is the longest tenured BYU player in the NFL, entering his 13 NFL season as the long-snapper for the Miami Dolphins. Former defensive end Ezekiel Ansah is one of the most notable current NFL Cougars. Ansah was drafted No. 5 overall in 2013 by the Detroit Lions and was named to the Pro Bowl in 2015. He led the NFC with 14.5 sacks in 2015 and has totaled 32 for his career. Linebacker Kyle Van Noy helped the New England Patriots win Super Bowl LI last season.

ARIZONA CARDINALS

Alani Fua

BALTIMORE RAVENS

De'Ondre Wesley

Bronson Kaufusi

Robertson Daniel

CLEVELAND BROWNS

Jordan Leslie

Kai Nacua

DETROIT LIONS

Ezekiel Ansah

GREEN BAY PACKERS

Taysom Hill

Colby Pearson

Jamaal Williams

KANSAS CITY CHIEFS

Daniel Sorensen

LOS ANGELES CHARGERS

Michael Davis

MIAMI DOLPHINS

John Denney

Mitch Mathews

NEW ENGLAND PATRIOTS

Harvey Langi

Kyle Van Noy

NEW ORLEANS SAINTS

Sae Tautu

SEATTLE SEAHAWKS

Algernon Brown





COUGARS AND THE NFL



Tom Holmoe



Trevor Matich



Ezekiel Ansah



Dennis Pitta

BYU has had 140 players drafted by the NFL and another 182 undrafted players receive NFL opportunities. BYU has had 11 first round picks, the most recent being Ghana native Ezekiel Ansah, who was drafted No. 5 overall to the Detroit Lions in 2013. BYU's most recent draft pick was running back Jamaal Williams, going in the fourth round to the Green Bay Packers in the 2017 NFL Draft.

The average player coming from BYU spends nearly four and a half years in the NFL, about one year longer than the average NFL career.

Punter Lee Johnson had the longest NFL career, spanning 18 seasons and six teams. He was a fifth-round draft pick by the Houston Oilers (1985-87). He went on to play for the Cleveland Browns (1987-1988), Cincinnati Bengals (1988-1998), New England Patriots (1999-2001), Minnesota Vikings (2001) and Philadelphia Eagles (2002). At the time of his retirement, his 51,979 punting yards were the third most in NFL history.

There have been 41 players from BYU in the Super Bowl, bringing home 40 total championship rings. Former defensive back and current, athletic director Tom Holmoe has the most with four rings, including three as a player and one as a coach, all with the 49ers. From 1980-1992 the Cougars had at least one representative in the Super Bowl each year.

John Denney is the longest tenured active BYU player in the NFL, heading into his 13th season with the Miami Dolphins. He was a free agent signee.

Several of BYU's coaches spent time in the NFL. Ty Detmer spent 14 years in the NFL while Reno Mahe spent five seasons as a return specialist with the Philadelphia Eagles. Kalani Sitake, Mike Empey, Steve Kaufusi and Jernaro Gifford spent time with NFL teams. Ben Cahoon played 13 years in the Canadian Football League and is the all-time receptions leader and a member of the CFL Hall of Fame. His jersey was retired by Montreal last year.

Steve Young is arguably BYU's best known NFL player, spending 15 seasons in the league, 13 with the 49ers. Young won Super Bowl XXIX 49-26 over the Chargers with a Super Bowl-record six touchdown passes, winning the game's MVP award. He was also the league's MVP in 1992 and 1994. In '94, he set an NFL-record 112.8 passer rating. He was inducted into the NFL Hall of Fame in 2005.



Lee Johnson



Brett Keisel



Steve Young



Kyle Van Noy

BYU has had 41 players in the Super Bowl, including current director of athletics Tom Holmoe and quarterback Steve Young who each won three rings playing for the San Francisco 49ers. Holmoe won an additional ring as a coach with 49ers after his playing career was over. Offensive lineman Bart Oates also has three Super Bowl rings, winning two with the New York Giants and one with the 49ers. Quarterback Jim McMahon led the Chicago Bears to a Super Bowl XX victory in 1986 and then won a second ring with the Green Bay Packers in 1997 at Super Bowl XXXI. Defensive linemen Brett Keisel and Chris Hoke both have a pair of rings while playing together for the Pittsburgh Steelers. Tight end Dennis Pitta in 2013 won with the Ravens. Pitta had four catches for 26 yards including a 1-yard touchdown reception in the Super Bowl XLVII win over the 49ers. Most recently, linebacker Kyle Van Noy won Super Bowl LI last season with the New England Patriots. Van Noy combined for a sack in the game as the Patriots came back from down 28-3 to beat the Falcons 34-28 in overtime.



COUGARS IN THE SUPER BOWL													
SB	YEAR	PLAYER	POS	TEAM	W/L	SCORE	SB	YEAR	PLAYER	POS	TEAM	W/L	SCORE
IX	1975	Gordon Gravelle	T	Pittsburgh	W	16-6	XXIX	1995	Tom Holmoe	Coach	San Francisco	W	49-26
X	1976	Gordon Gravelle	T	Pittsburgh	W	21-17	XXXI	1997	Mike Holmgren	Coach	Green Bay	W	35-21
X	1976	Golden Richards	KR	Dallas	L	21-17	XXXI	1997	Jim McMahon	QB	Green Bay	W	35-21
XII	1978	Golden Richards	WR	Dallas	W	27-10	XXXI	1997	Andy Reid	Coach	Green Bay	W	35-21
XII	1978	Paul Howard	G	Denver	L	27-10	XXXII	1998	Mike Holmgren	Coach	Green Bay	L	31-24
XIV	1980	Gordon Gravelle	T	L.A. Rams	L	31-19	XXXII	1998	Andy Reid	Coach	Green Bay	L	31-24
XV	1981	Todd Christensen	TE	Oakl. Raiders	W	27-10	XXXIII	1999	Travis Hall	DE	Atlanta	L	34-19
XV	1981	Marc Wilson	QB	Oakl. Raiders	W	27-10	XXXV	2001	Brian Billick	Coach	Baltimore	W	34-7
XVI	1982	Bill Ring	RB	San Francisco	W	26-21	XXXVI	2002	Setema Gali	DE	New England	W	20-17
XVII	1983	Matt Mendenhall	DE	Washington	W	27-17	XXXVII	2003	Doug Jolley	TE	Oakland	L	48-21
XVIII	1984	Todd Christensen	TE	L.A. Raiders	W	38-9	XXXIX	2005	Reno Mahe	RB	Philadelphia	L	24-21
XVIII	1984	Marc Wilson	QB	L.A. Raiders	W	38-9	XXXIX	2005	Cha Lewis	TE	Philadelphia	L	24-21
XIX	1985	Tom Holmoe	DB	San Francisco	W	38-16	XXXIX	2005	Ifo Pili	DL	Philadelphia	L	24-21
XIX	1985	Bill Ring	RB	San Francisco	W	38-16	XXXIX	2005	Andy Reid	Coach	Philadelphia	L	24-21
XIX	1985	Todd Shell	LB	San Francisco	W	38-16	XL	2006	Brett Keisel	DE	Pittsburgh	W	21-10
XX	1986	Jim McMahon	QB	Chicago	W	46-10	XL	2006	Chris Hoke	DL	Pittsburgh	W	21-10
XXI	1987	Bart Oates	C	NY Giants	W	39-20	XL	2006	Shaun Nua	DE	Pittsburgh	W	21-10
XXII	1988	Kurt Gouveia	LB	Washington	W	42-10	XL	2006	Mike Holmgren	Coach	Seattle	L	21-10
XXIII	1989	Jason Buck	DE	Cincinnati	L	20-16	XL	2006	Itula Mili	TE	Seattle	L	21-10
XXIII	1989	Lee Johnson	P	Cincinnati	L	20-16	XLI	2007	Rob Morris	LB	Indianapolis	W	29-17
XXIII	1989	Leon White	LB	Cincinnati	L	20-16	XLI	2007	John Tait	OL	Chicago	L	29-17
XXIII	1989	Tom Holmoe	DB	San Francisco	W	20-16	XLI	2007	Gabe Reid	TE	Chicago	L	29-17
XXIII	1989	Steve Young	QB	San Francisco	W	20-16	XLIII	2009	Aaron Francisco	DB	Arizona	L	27-23
XXIII	1989	Todd Shell	DB	San Francisco	W	20-16	XLIII	2009	Kelly Poppinga	LB	Arizona	L	27-23
XXIV	1990	Steve Young	QB	San Francisco	W	55-10	XLIII	2009	Chris Hoke	DL	Pittsburgh	W	27-23
XXIV	1990	Tom Holmoe	DB	San Francisco	W	55-10	XLIII	2009	Brett Keisel	DE	Pittsburgh	W	27-23
XXV	1991	Bart Oates	C	N.Y. Giants	W	20-19	XLIV	2010	Aaron Francisco	DB	Indianapolis	L	31-17
XXVI	1992	Jason Buck	DE	Washington	W	37-24	XLIV	2010	Austin Collie	WR	Indianapolis	L	31-17
XXVI	1992	Kurt Gouveia	LB	Washington	W	37-24	XLV	2011	Chris Hoke	DL	Pittsburgh	L	31-25
XXIX	1995	Steve Young	QB	San Francisco	W	49-26	XLV	2011	Brett Keisel	DE	Pittsburgh	L	31-25
XXIX	1995	Bart Oates	C	San Francisco	W	49-26	XLVII	2013	Dennis Pitta	TE	Baltimore	W	34-21
XXIX	1995	Jamal Willis	RB	San Francisco	W	49-26	XLVII	2017	Kyle Van Noy	LB	New England	W	34-28/OT
XXIX	1995	Tim Hanshaw	G	San Francisco	W	49-26							



NFL DRAFT

PLAYER	YEAR	RND.	TEAM	PLAYER	YEAR	RND.	TEAM
Jamaal Williams	2017	4	Green Bay Packers	Jason Buck, DE	1987	1/17	Cincinnati Bengals
Bronson Kaufusi	2016	3	Baltimore Ravens	Mark Bellini, WR	1987	7	Indianapolis Colts
Quinn Lawlor, OL	2015	6	Montreal Alouettes*	Lakei Heimuli, RB	1987	9	Chicago Bears
Kyle Van Noy, LB	2014	2	Detroit Lions	Robbie Bosco, QB	1986	3	Green Bay Packers
Ezekiel Ansah, DE	2013	1/5	Detroit Lions	Leon White, LB	1986	5	Cincinnati Bengals
Harvey Unga, RB	2010	7 (s)	Chicago Bears	Kurt Gouveia, LB	1986	8	Washington Redskins
Dennis Pitta, TE	2010	4	Baltimore Ravens	C. Whittingham, LB	1986	9	Cincinnati Bengals
Austin Collie, WR	2009	4	Indianapolis Colts	Vai Sikahema, RB	1986	10	St. Louis Cardinals
Fui Vakapuna, RB	2009	7	Cincinnati Bengals	Glen Kozlowski, WR	1986	11	Chicago Bears
Bryan Kehl, LB	2008	4	New York Giants	Jeff Sprowls, CB	1986	12	San Diego Chargers
John Beck, QB	2007	2	Miami Dolphins	Trevor Matich, C	1985	1/28	New England Patriots
Todd Watkins, WR	2006	7	Arizona Cardinals	Robert Anae, G	1985	3	NJ Generals^
Brady Poppinga, LB	2005	4	Green Bay Packers	Kyle Morrell, DB	1985	4	Minnesota Vikings
Scott Young, OL	2005	5	Philadelphia Eagles	Lee Johnson, P/K	1985	5	Houston Oilers
Shaun Nua, DE	2005	7	Pittsburgh Steelers	Louis Wong, OT	1985	5	St. Louis Cardinals
Colby Bockwoldt, LB	2004	7	New Orleans Saints	Jim Herrmann, DT	1985	7	Dallas Cowboys
Dustin Rykert, OL	2003	6	Oakland Raiders	Steve Young, QB	1984	1^, 1(s)	LA Express^/Tampa Bay
Spencer Nead, TE	2003	7	New England Patriots	Todd Shell, LB	1984	1/24	San Francisco 49ers
Doug Jolley, TE	2002	2	Oakland Raiders	Kirk Pendleton, WR	1984	11	San Francisco 49ers
Ryan Denney, DE	2002	2	Buffalo Bills	Eddie Stinnett, RB	1984	17	Philadelphia Stars^
Brandon Doman, QB	2002	5	San Francisco 49ers	Gordon Hudson, TE	1984	8^, 1(s)	LA Express^/Seattle
Luke Staley, RB	2002	7	Detroit Lions	Greg Peterson, DB	1984		Calgary Stampeders*
Brett Keisel, DE	2002	7	Pittsburgh Steelers	Casey Tiunалу, RB	1984	14	LA Express^
Owen Pochman, K	2001	7	New England Patriots	Steve Harper, TE	1984	16	Jacksonville Bulls^
Tevita Ofahengaua, TE	2001	7	Arizona Cardinals	Brandon Flint, DT	1984	17	Pittsburgh Maulers^
Rob Morris, LB	2000	1/28	Indianapolis Colts	Jon Young, DB	1984	19	Philadelphia Stars^
Byron Frisch, DL	2000	3	Tennessee Titans	Neil Balholm, WR	1983	4	Denver Gold^
Matt Johnson, OL	2000	5	Indianapolis Colts	Tom Holmoe, DB	1983	4	San Francisco 49ers
John Tait, OL	1999	1/14	Kansas City Chiefs	Chuck Ehin, DE	1983	12	San Diego Chargers
Daren Yancey, DL	1999	6	Oakland Raiders	Bart Oates, C	1983		Philadelphia Stars^
Joe Wong, OL	1999	7	Miami Dolphins	Scott Collie, WR	1983		Hamilton Tiger-Cats*
Eric Bateman, OL	1998	5	New York Jets	Jim McMahon, QB	1982	1/5	Chicago Bears
Dustin Johnson, FB	1998	6	New York Jets	Dan Plater, WR	1982	4	Denver Broncos
Jason Andersen, OL	1998	7	New England Patriots	Steve Rogers, OT	1982		Denver Gold^
Ben Cahoon, WR	1998	1	Montreal Alouettes*	Brad Anae, DE	1982		Houston Gamblers^
Harland Ah You, DL	1998	3	Calgary Stampeders*	K. Whittingham, LB	1982		Portland Storm^
Itula Mili, TE	1997	6	Seattle Seahawks	Clay Brown, TE	1981	2	Denver Broncos
Mike Ulufale, DL	1996	3	Dallas Cowboys	Glen Titensor, DT	1981	3	Dallas Cowboys
Evan Pilgrim, OL	1995	3	Chicago Bears	Scott Phillips, RB	1981	4	Seattle Seahawks
Tim Hanshaw, OL	1995	4	San Francisco 49ers	Nick Eyre, OT	1981	4	Houston Oilers
Travis Hall, DL	1995	6	Atlanta Falcons	Glenn Redd, LB	1981	6	New Orleans Saints
Eli Herring, OL	1995	6	Los Angeles Raiders	Lloyd Jones, WR	1981	8	New York Jets
John Walsh, QB	1995	7	Cincinnati Bengals	Eric Lane, RB	1981	8	Seattle Seahawks
Derwin Gray, DB	1993	4	Indianapolis Colts	Marc Wilson, QB	1980	1/15	Oakland Raiders
Ty Detmer, QB	1992	9	Green Bay Packers	Mat Mendenhall, DT	1980	2	Washington Redskins
Neal Fort, OT	1991	6	Los Angeles Rams	Tod Thompson, TE	1979	10	Pittsburgh Steelers
Brian Mitchell, DB	1991	7	Atlanta Falcons	Larry Miller, LB	1979	8	St. Louis Cardinals
Andy Katoa, LB	1991	9	San Diego Chargers	T. Christensen, FB	1978	2	Dallas Cowboys
Chris Smith, TE	1991	11	Cincinnati Bengals	Gifford Nielsen, QB	1978	3	Houston Oilers
Todd Herget, LB	1991	7	Edmonton Eskimos*	Mekeli Jeremia, DE	1978	6	Chicago Bears
Mo Elewoni, OL	1990	3	Washington Redskins	Lance Reynolds, OT	1978	9	Pittsburgh Steelers
John Hunter, OL	1989	3	Minnesota Vikings	Dave Hubbard, OT	1977	5	New Orleans Saints
Rodney Rice, DB	1989	8	New England Patriots	Bill Rice, DT	1977	8	New York Giants
Warren Wheat, OL	1989	8	Los Angeles Rams	Brian Billick, TE	1977	11	San Francisco 49ers
Rodney Thomas, DB	1988	5	Miami Dolphins	Brad Oates, OT	1976	3	St. Louis Cardinals
David Futrell, NG	1988	12	New York Giants	Stan Varner, DE	1976	6	Atlanta Falcons
Steve Kaufusi, DL	1988	12	Philadelphia Eagles	Orrin Olsen, C	1976	8	Kansas City Chiefs
Shawn Knight, DT	1987	1/11	New Orleans Saints	Sid Smith, LB	1976	10	Tampa Bay Buccaneers

*CFL ^USFL

PLAYER	YEAR	RND.	TEAM
Gary Shaw, DB	1976	17	Los Angeles Rams
Gary Sheide, QB	1975	3	Cincinnati Bengals
Wayne Baker, DT	1975	3	San Francisco 49ers
Paul Linford, DT	1975	4	Baltimore Colts
Lloyd Fairbanks, OG	1975		Montreal Alouettes*
Dave Atkinson, DB	1974	10	Pittsburgh Steelers
Doug Richards, DB	1974	14	Dallas Cowboys
Golden Richards, WR	1973	2	Dallas Cowboys
Paul Howard, OG	1973	3	Denver Broncos
P. VanValkenburg, FB	1973	3	New Orleans Saints
Dan Hansen, DB	1973	15	Detroit Lions
Gordon Gravelle, OT	1972	2	Pittsburgh Steelers
Jeff Lyman, LB	1972	4	St. Louis Cardinals
C. Farasopoulos, DB	1971	3	New York Jets
Jeff Slipp, DE	1970	14	Denver Broncos
Mike Loper, OT	1969	8	San Francisco 49ers
Phil Odle, WR	1968	5	Detroit Lions
Casey Boyett, E	1968	9	San Francisco 49ers
Max Huber, T	1968	13	Boston Patriots
Dennis Patera, K	1968	17	San Francisco 49ers
Curg Belcher, DB	1967	3	Washington Redskins
Virgil Carter, QB	1967	6	Chicago Bears
Lou Andrus, DE	1967	11	Denver Broncos
Dennis Brewster, T	1966	6	Chicago Bears
Allan Robinson, HB	1964	16	Detroit Lions
Gene Frantz, B	1963	17	Detroit Lions
John Kapele, DE	1960	10	Pittsburgh Steelers
Lonnie Dennis, OL	1960	7	Pittsburgh Steelers
Jay Wenig, G	1957	17	New York Giants
Robert Bills, B	1955	17	New York Giants
Dewey Brundage, E	1954	22	Detroit Lions
Ray Oliverson, B	1952	14	Detroit Lions
Rex Barry, B	1951	14	San Francisco 49ers
Merrill Kimball, T	1949	16	Detroit Lions
Gayland Mills, E	1948	29	Green Bay Packers
Scotty Deeds, B	1947	17	Chicago Cards
Marcel Chatterton, B	1947	28	Boston Yanks
Reeve Nilsen, C	1947	16	Detroit Lions
Rich. Chatterton, B	1946	14	Chicago Bears
Dean Chipman, B	1942	14	Washington Redskins
Gar. Chamberlain, T	1942	17	Pittsburgh Steelers
Merrill Waters, E	1939	19	Detroit Lions
J. Stringham, B	1938	9	Brooklyn Dodgers

*CFL ^USFL

Ezekiel "Ziggy" Ansah tied Jim McMahon as BYU's highest draft pick in history, going at No. 5 to the Detroit Lions in the 2013 NFL Draft.



BYU'S NFL DRAFT FACTS

- The Cougars have had 11 different players drafted in the first round of the NFL Draft, and one player selected in the first round of the USFL Draft (Steve Young).
- Three members of the BYU staff were drafted including Ty Detmer, Steve Kaufusi and Tevita Ofahengae. Several others had NFL opportunities as free agents including Kalani Sitake, Reno Mahe, Jernaro Gifford and Mike Empey. Ben Cahoon was also a long-time veteran of the CFL had his jersey retired in Montreal last year.
- Ezekiel "Ziggy" Ansah was drafted 5th overall by the Detroit Lions in 2013 NFL Draft, tying Jim McMahon for the highest NFL Draft pick out of BYU in the regular NFL Draft. Ansah, who went on to lead all NFL rookies in sacks in 2013, is the highest defensive pick for the Cougars. The highest all-time pick is Steve Young, who was picked first overall in the special 1984 NFL Supplemental Draft of USFL and CFL players.
- Running back Jamaal Williams was the most recent Cougar drafted, going in the fourth round to the Green Bay Packers in 2017.
- In 2016, Bronson Kaufusi was drafted, getting picked in the third round with the 70th overall pick by the Baltimore Ravens.
- Dennis Pitta became the 10th BYU tight end picked in the NFL Draft and the fourth since 2001. The consensus All-American was the 16th pick in the fourth round of the 2010 draft, 114th overall by the Baltimore Ravens. Pitta was the first Cougar to be selected by the Ravens.
- Defensive line coach Steve Kaufusi was drafted in 1988 by the Philadelphia Eagles. Additionally, three BYU athletic department administrators were also selected in the NFL Draft, including Robbie Bosco (1986, Green Bay Packers), Lee Johnson (1985, Houston Oilers) and Tom Holmoe (1983, San Francisco 49ers).
- Over the past 31 professional drafts, 68 players have been drafted, including 38 offensive players, 29 defensive players and one special teams player from BYU.
- BYU's receiver Austin Collie was drafted by the Indianapolis Colts in the fourth round of the 2009 NFL Draft. A 6-foot-2, 206-pound wide receiver, Collie was the 27th pick of the fourth round and the 127th overall selection. In his rookie year, Collie was named to the All-Rookie team, catching 60 receptions for 676 yards and seven touchdowns including 6 catches for 66 yards in Super Bowl XLIV.



YEAY-BY-YEAR RESULTS

BYU has a record of 564-406-26 (.581). The Cougars have had just 14 head coaches in nearly a century of football as they enter the 92nd season of play. (BYU did not play football for three years (1943-45) during World War II.) Over the past 40 seasons, the Cougars have had the fifth-most wins of any team in college football to date.

YEAR	RECORD	COACH
1922	1-5	Twitchell
1923	2-5	Twitchell
1924	2-3-1	Twitchell
1925	3-3	Hart
1926	1-5-1	Hart
1927	2-4-1	Hart
1928	3-3-1	Romney
1929	5-3	Romney
1930	5-2-4	Romney
1931	4-4	Romney
1932	8-1	Romney
1933	5-4	Romney
1934	4-5	Romney
1935	4-4	Romney
1936	4-5	Romney
1937	6-3	Kimball
1938	4-3-1	Kimball
1939	5-2-2	Kimball
1940	2-4-2	Kimball
1941	4-3-2	Kimball
1942	2-5	Millet
1946	5-4-1	Kimball
1947	3-7	Kimball
1948	5-6	Kimball
1949	0-11	Atkinson
1950	4-5-1	Atkinson
1951	6-3-1	Atkinson
1952	4-6	Atkinson
1953	2-7-1	Atkinson
1954	1-8	Atkinson
1955	1-9	Atkinson
1956	2-7-1	Kopp
1957	5-3-2	Kopp
1958	6-4	Kopp
1959	3-7	Stevens
1960	3-8	Stevens
1961	2-8	Mitchell
1962	4-6	Mitchell
1963	2-8	Mitchell
1964	3-6-1	Hudspeth
1965	6-4	Hudspeth
1966	8-2	Hudspeth

1922 Record: 1-5
Rocky Mountain Conference (8th)
Coach: Alvin Twitchell

DATE	OPPONENT	RESULT
10/7	Utah State	L, 41-3
10/14	at Utah	L, 49-0
10/24	Colo. Mines (H)	L, 47-0
11/14	Wyoming	W, 7-0
11/25	at Colo. A&M	L, 33-0
11/30	at Wyoming	L, 13-0

1923 Record: 2-5
Rocky Mountain Conference (T-7th)
Coach: Alvin Twitchell

DATE	OPPONENT	RESULT
9/29	Montana State	W, 16-15
10/13	at Colo. A&M	L, 14-6
10/20	at Colorado	L, 41-0
10/27	Utah	L, 15-0
11/3	Western State	W, 19-0
11/12	at Utah State	L, 40-0
11/29	at Colo. College	L, 31-6

1924 Record: 2-3-1
Rocky Mountain Conference
Coach: Alvin Twitchell

DATE	OPPONENT	RESULT
10/3	at Colo. College	W, 3-0
10/11	at Montana St.	L, 13-0
10/25	at Utah	L, 35-0
11/7	Utah St. (H)	L, 14-0
11/11	at Western St.	W, 26-13
11/15	at Colo. Mines	T, 0-0

1925 Record: 3-3
Rocky Mountain Conference (T-6th)
Coach: C.J. Hart

DATE	OPPONENT	RESULT
10/10	at Colo. A&M	L, 21-0
10/17	Colo. Coll. (H)	W, 7-6
10/24	at Utah State	L, 14-0
10/31	Utah	L, 27-0
11/7	Western State	W, 39-7
11/21	Montana State	W, 16-7

1926 Record: 1-5-1
Rocky Mountain Conference (9th)
Coach: C.J. Hart

DATE	OPPONENT	RESULT
10/2	UC Davis	L, 17-0
10/9	at Colo. Teachers	L, 12-6
10/15	Utah State (H)	T, 0-0
10/23	at Western State	W, 30-0
11/6	at Montana State	L, 27-0
11/13	at Utah	L, 40-7
11/20	Colorado A&M	L, 19-6

1927 Record: 2-4-1
Rocky Mountain Conference (7th)
Coach: C.J. Hart

DATE	OPPONENT	RESULT
10/8	at Colo. A&M	L, 29-0
10/15	at UC Davis	T, 0-0
10/22	Col. Teachers (H)	L, 21-7
10/29	at Utah State	L, 22-0
11/5	Western State	W, 60-0
11/12	Utah	L, 20-0
11/19	Colorado Mines	W, 38-19

1928 Record: 3-3-1
Rocky Mountain Conference (10th)
Coach: G. Ott Romney

DATE	OPPONENT	RESULT
9/29	College of Idaho	W, 9-6
10/6	UC Davis	W, 7-6
10/13	at Colo. A&M	L, 15-6
10/20	at Western St.	W, 46-0
10/27	Utah State	L, 10-0
11/3	at Montana St.	L, 19-7
11/17	at Utah	T, 0-0

1929 Record: 5-3
Rocky Mountain Conference (4th)
Coach: G. Ott Romney

DATE	OPPONENT	RESULT
9/28	at Nevada	W, 10-7
10/5	at Calif. Davis	L, 19-0
10/12	Montana State	L, 13-12
10/18	^Utah St.	W, 7-6
10/26	Western State	W, 33-12
11/2	at Utah	L, 45-13
11/11	Colo. St. Teachers	W, 25-13
11/23	Wyoming	W, 40-0

1930 Record: 5-2-4
Rocky Mountain Conference (3rd)
Coach: G. Ott Romney

DATE	OPPONENT	RESULT
9/27	Wyoming	W, 19-12
10/4	Nevada	T, 6-6
10/11	at Colo. Teachers	T, 7-7
10/18	at Utah	L, 24-7
10/25	at Western St.	W, 25-0
11/1	^Utah St.	W, 39-14
11/8	at Mt. St. Charles	T, 13-13
11/15	Montana St. (H)	W, 19-6
11/22	at Regis	W, 18-6
11/27	at College of Idaho	T, 13-13
12/10	at Hawai'i	L, 49-13

1931 Record: 4-4
Rocky Mountain Conference (7th)
Coach: G. Ott Romney

DATE	OPPONENT	RESULT
9/18	^UAY All-Stars	W, 7-3
9/25	at San Francisco	L, 25-0
10/3	at Nevada	W, 18-14
10/17	at Utah	L, 43-0
10/24	Western State	W, 31-0
10/31	at Colo. Teachers	L, 6-0
11/7	^Utah State	W, 6-0
11/13	Wyoming (H)	L, 13-7

1932 Record: 8-1
Rocky Mountain Conference (2nd)
Coach: G. Ott Romney

DATE	OPPONENT	RESULT
9/23	^Montana State	W, 6-0
10/1	at Western State	W, 28-6
10/7	at Occidental	W, 46-0
10/15	at Utah	L, 29-0
10/22	Colo. St. Teachers	W, 20-2
10/29	at Wyoming	W, 25-0
11/4	at Idaho State	W, 32-0
11/19	Utah State	W, 18-6
11/24	^South Dakota	W, 13-7

^neutral, (H) Homecoming, (B) bowl game

1933 Record: 5-4
Rocky Mountain Conference (5th)
Coach: G. Ott Romney

DATE	OPPONENT	RESULT
9/23	at U.S. Marines	L, 21-0
9/30	Montana State	W, 25-0
10/6	at Colo. Teachers	W, 6-2
10/14	at Utah	L, 21-6
10/21	at Western State	W, 13-0
11/4	at Denver	L, 6-0
11/11	at Colo. College	W, 25-0
11/18	at Utah State	L, 14-0
11/30	Wyoming	W, 6-3

1934 Record: 4-5
Rocky Mountain Conference (7th)
Coach: G. Ott Romney

DATE	OPPONENT	RESULT
9/22	^Montana State	W, 20-6
9/29	Occidental	W, 32-7
10/6	at Wyoming	L, 7-0
10/13	at Utah	L, 43-0
10/20	^Colorado	L, 48-6
10/26	Montana State	W, 16-7
11/3	Utah State	L, 15-0
11/10	at Colo. College	W, 34-0
11/17	at Denver	L, 24-6

1935 Record: 4-4
Rocky Mountain Conference (T-6th)
Coach: G. Ott Romney

DATE	OPPONENT	RESULT
9/28	at Montana State	L, 7-0
10/12	Colo. St. Teachers	W, 19-3
10/19	Colorado College	L, 13-12
10/26	at Wyoming	W, 13-6
11/2	Utah	L, 32-0
11/9	at Western State	W, 21-2
11/16	at Utah State	L, 27-0
11/23	at Arizona State	W, 13-0

1936 Record: 4-5
Rocky Mountain Conference (6th)
Coach: G. Ott Romney

DATE	OPPONENT	RESULT
9/25	at Arizona	L, 32-6
10/3	Montana State	W, 19-0
10/9	at Colo. Teachers	W, 33-0
10/17	Utah State	L, 13-0
10/31	at Utah	L, 18-0
11/7	Western State	W, 26-12
11/14	at Denver	L, 35-7
11/21	Wyoming	W, 32-7
11/28	at Colo. College	L, 6-0

1937 Record: 6-3
Rocky Mountain Conference (T-2nd)
Coach: Eddie Kimball

DATE	OPPONENT	RESULT
9/25	Colo. St. Teachers	W, 7-0
10/2	at Utah	L, 14-0
10/9	California Davis	W, 34-0
10/16	at Colorado	L, 14-0
10/23	at Portland	L, 13-10
10/30	Western State	W, 21-0
11/6	at Wyoming	W, 19-0
11/13	at Utah St.	W, 54-10
11/20	Montana State	W, 19-0

1938 Record: 4-3-1
Mountain States Conference (2nd)
Coach: Eddie Kimball

DATE	OPPONENT	RESULT
9/24	Northern Arizona	W, 19-0
9/30	at Denver	W, 20-0
10/8	Wyoming	W, 24-13
10/15	at Utah	T, 7-7
10/22	Portland	L, 6-3
11/5	Utah State	L, 3-0
11/12	at Colorado	L, 8-0
11/19	at Colo. A&M	W, 20-12

1939 Record: 5-2-2
Mountain States Conference (4th)
Coach: Eddie Kimball

DATE	OPPONENT	RESULT
9/23	at Northern Ariz.	W, 25-0
10/7	Colorado A&M	W, 13-12
10/14	Utah	L, 35-13
10/21	at Nevada	W, 7-0
10/27	at Western State	W, 18-6
11/4	at Denver	W, 21-18
11/11	at Utah State	T, 0-0
11/18	Colorado	L, 12-6
11/25	at Wyoming	T, 7-7

1940 Record: 2-4-2
Mountain States Conference (4th)
Coach: Eddie Kimball

DATE	OPPONENT	RESULT
9/27	Nevada	T, 6-6
10/5	at Utah	L, 12-6
10/11	Wyoming	W, 20-0
10/18	at Texas Tech	L, 21-12
11/2	Utah State	W, 12-7
11/9	Denver	L, 9-0
11/16	at Colorado	L, 25-2
11/23	at Colo. A&M	T, 13-13

1941 Record: 4-3-2
Mountain States Conference (2nd)
Coach: Eddie Kimball

DATE	OPPONENT	RESULT
9/26	Montana St.	L, 20-7
10/3	Western State	W, 26-0
10/10	at Denver	W, 13-7
10/18	at Utah	T, 6-6
10/24	at San Francisco	L, 25-13
11/1	at Utah State	W, 28-0
11/8	at Wyoming	W, 23-7
11/15	Colorado	T, 13-13
11/22	Colorado A&M	L, 22-7

1942 Record: 2-5
Mountain States Conference (T-6th)
Coach: Floyd Millet

DATE	OPPONENT	RESULT
9/26	at Montana	W, 12-6
10/2	Wyoming	L, 13-6
10/10	at Utah	W, 12-7
10/16	Fort Douglas	L, 24-13
10/31	Utah State	L, 9-6
11/7	Denver	L, 26-6
11/14	at Colorado	W, 48-0

1943-45
No football during WWII

YEAR	RECORD	COACH
1967	6-4	Hudspeth
1968	2-8	Hudspeth
1969	6-4	Hudspeth
1970	3-8	Hudspeth
1971	5-6	Hudspeth
1972	7-4	Edwards
1973	5-6	Edwards
1974	7-4-1	Edwards
1975	6-5	Edwards
1976	9-3	Edwards
1977	9-2	Edwards
1978	9-4	Edwards
1979	11-1	Edwards
1980	12-1	Edwards
1981	11-2	Edwards
1982	8-4	Edwards
1983	11-1	Edwards
1984	13-0	Edwards
1985	11-3	Edwards
1986	8-5	Edwards
1987	9-4	Edwards
1988	9-4	Edwards
1989	10-3	Edwards
1990	10-3	Edwards
1991	8-3-2	Edwards
1992	8-5	Edwards
1993	6-6	Edwards
1994	10-3	Edwards
1995	7-4	Edwards
1996	14-1	Edwards
1997	6-5	Edwards
1998	9-5	Edwards
1999	8-4	Edwards
2000	6-6	Edwards
2001	12-2	Crowton
2002	5-7	Crowton
2003	4-8	Crowton
2004	5-6	Crowton
2005	6-6	Mendenhall
2006	11-2	Mendenhall
2007	11-2	Mendenhall
2008	10-3	Mendenhall
2009	11-2	Mendenhall
2010	7-6	Mendenhall
2011	10-3	Mendenhall
2012	8-5	Mendenhall
2013	8-5	Mendenhall
2014	8-5	Mendenhall
2015	9-4	Mendenhall
2016	9-4	Sitake
TOTAL	564-406-26 (.581)	

^neutral, (H) Homecoming, (B) bowl game

1946 Record: 5-4-1
Mountain States Conference (4th)
Coach: Eddie Kimball

DATE	OPPONENT	RESULT
9/21	Western State	W, 13-2
9/28	at Montana State	L, 13-12
10/4	at Denver	L, 26-13
10/12	Utah	L, 35-6
10/19	Denver	W, 10-7
10/25	at San Jose St.	L, 14-0
11/2	Wyoming	W, 6-3
11/9	at Utah State	T, 0-0
11/16	at Colorado A&M	W, 20-6
11/22	at Texas El-Paso	W, 14-13

1947 Record: 3-7
Mountain States Conference (7th)
Coach: Eddie Kimball

DATE	OPPONENT	RESULT
9/20	Western State	W, 45-0
9/26	Montana State	W, 19-14
10/4	at Wyoming	L, 12-7
10/11	at Utah	L, 28-6
10/18	at Colorado	L, 9-7
10/25	Utah State (H)	W, 27-12
11/1	at Denver	L, 20-6
11/8	San Jose State	L, 28-19
11/15	Colorado A&M	L, 27-25
11/22	at San Diego St.	L, 32-7

1948 Record: 5-6
Mountain States Conference (5th)
Coach: Eddie Kimball

DATE	OPPONENT	RESULT
9/18	San Diego State	W, 14-6
9/24	Pepperdine	W, 13-0
10/1	Pacific Fleet	L, 9-7
10/9	Utah	L, 30-0
10/15	at Texas El-Paso	L, 34-20
10/23	at Utah State	L, 20-7
10/30	Montana (H)	W, 26-20
11/5	at San Jose State	L, 21-6
11/13	at Colorado A&M	L, 20-0
11/20	Wyoming	W, 15-14
11/26	at Arizona State	W, 27-25

1949 Record: 0-11
Mountain States Conference (6th)
Coach: Chick Atkinson

DATE	OPPONENT	RESULT
9/17	Texas Western	L, 47-6
9/23	Pacific Fleet	L, 27-13
10/1	San Jose State	L, 40-21
10/8	at Utah	L, 38-0
10/15	at Arizona State	L, 49-21
10/22	at Denver	L, 35-7
10/29	at Wyoming	L, 45-0
11/5	Utah State (H)	L, 22-3
11/11	Colorado A&M	L, 16-14
11/19	at Montana	L, 25-6
11/26	at Pepperdine	L, 28-14

1950 Record: 4-5-1
Mountain States Conference (5th)
Coach: Chick Atkinson

DATE	OPPONENT	RESULT
9/16	at Idaho State	W, 14-13
9/23	Arizona State	L, 41-13
9/29	Pepperdine	W, 28-27
10/7	Utah	T, 28-28
10/14	at Colorado A&M	L, 27-14
10/21	at Denver	L, 42-3
11/4	at Utah State	W, 34-13
11/11	Wyoming (H)	L, 48-0
11/17	at Montana	W, 25-6
11/25	Fort Hood	W, 28-4

1951 Record: 6-3-1
Mountain States Conference (5th)
Coach: Chick Atkinson

DATE	OPPONENT	RESULT
9/14	Idaho State	W, 27-7
9/22	Western State	W, 67-7
9/29	Hawaii	W, 20-7
10/6	at Utah	L, 7-6
10/20	Wyoming	T, 20-20
10/27	at Denver	L, 56-6
11/3	Colorado A&M (H)	W, 21-16
11/10	Utah State	W, 28-27
11/17	at New Mexico	L, 34-0
11/24	at Pepperdine	W, 20-0

1952 Record: 4-6
Mountain States Conference (5th)
Coach: Chick Atkinson

DATE	OPPONENT	RESULT
9/19	San Diego NAS	W, 14-7
9/27	New Mexico	W, 14-10
10/4	at Montana	W, 28-7
10/11	at Utah	L, 34-6
10/25	Denver (H)	W, 14-13
11/1	Wyoming	L, 24-13
11/8	at San Jose State	L, 44-27
11/15	at Utah State	L, 27-26
11/22	at Colorado A&M	L, 27-6
11/29	at Arizona State	L, 47-6

1953 Record: 2-7-1
Mountain States Conference (T-7th)
Coach: Chick Atkinson

DATE	OPPONENT	RESULT
9/19	Montana	W, 27-13
9/25	San Jose State	L, 28-23
10/3	at New Mexico	T, 12-12
10/10	at Idaho	W, 20-14
10/16	Utah State	L, 14-7
10/23	at Denver	L, 27-19
10/31	at Wyoming	L, 27-0
11/7	Colorado A&M (H)	L, 34-12
11/14	at Arizona State	L, 26-18
11/26	at Utah	L, 33-32

1954 Record: 1-8
Mountain States Conference (8th)
Coach: Chick Atkinson

DATE	OPPONENT	RESULT
9/18	New Mexico	L, 21-12
9/24	Arizona State	L, 28-19
10/2	at Colorado A&M	L, 14-13
10/9	Utah	L, 12-7
10/23	Montana (H)	W, 19-7
10/30	at Utah State	L, 45-13
11/6	Denver	L, 20-0
11/13	Wyoming	L, 34-13
11/20	at Idaho	L, 7-0

1955 Record: 1-9
Mountain States Conference (8th)
Coach: Chick Atkinson

DATE	OPPONENT	RESULT
9/17	at Oregon State	L, 33-0
9/24	Los Angeles State	W, 33-0
10/1	at Montana	L, 27-13
10/8	at Utah	L, 41-9
10/21	at Denver	L, 33-0
10/29	at Woming	L, 14-6
11/5	Utah State (H)	L, 47-21
11/11	Idaho	L, 49-6
11/19	Colorado A&M	L, 35-0
11/26	at New Mexico	L, 21-16

1956 Record: 2-7-1
Mountain States Conference (7th)
Coach: Hal Kopp

DATE	OPPONENT	RESULT
9/15	at Wichita State	L, 13-0
9/22	Fresno State	L, 26-13
9/29	at Colorado A&M	T, 0-0
10/5	Utah	L, 41-6
10/20	at Montana	L, 21-14
10/27	at Utah State	L, 33-7
11/3	New Mexico (H)	W, 33-12
11/10	at Denver	L, 58-34
11/17	Wyoming	L, 7-6
11/24	^Air Force	W, 34-21

1957 Record: 5-3-2
Mountain States Conference (2nd)
Coach: Hal Kopp

DATE	OPPONENT	RESULT
9/21	at Arizona	T, 14-14
9/28	at Kansas State	L, 36-7
10/4	Montana	W, 20-7
10/12	at Utah	L, 27-0
10/19	at Woming	T, 0-0
10/26	Denver (H)	W, 26-6
11/2	Utah State	W, 14-0
11/9	at Fresno State	L, 27-14
11/23	Colorado State	W, 26-9
11/30	at New Mexico	W, 14-12

^neutral, (H) Homecoming, (B) bowl game

YEAR-BY-YEAR RESULTS



1958 Record: 6-4
Mountain States Conference (3rd)
Coach: Hal Kopp

DATE	OPPONENT	RESULT
9/20	Fresno State	W, 29-7
9/27	at Utah	W, 14-7
10/4	at Colorado State	L, 32-6
10/11	at Pacific	L, 26-8
10/18	North Texas State	L, 12-6
10/25	at Montana	W, 41-12
11/1	at Uah State	W, 13-6
11/8	New Mexico (H)	W, 36-19
11/15	at Denver	W, 22-7
11/22	Wyoming	L, 22-14

1959 Record: 3-7
Skyline Conference (T-5th)
Coach: Tally Stevens

DATE	OPPONENT	RESULT
9/19	at Arizona	W, 18-14
9/26	at Fresno State	L, 27-16
10/3	Montana	L, 12-0
10/9	at Utah	L, 20-8
10/17	at Wyoming	L, 21-6
10/24	Denver (H)	L, 14-7
10/31	Utah State	W, 18-0
11/7	at New Mexico	L, 21-6
11/14	at Arizona State	L, 21-8
11/21	Colorado State	L, 14-13

1960 Record: 3-8
Skyline Conference (5th)
Coach: Tally Stevens

DATE	OPPONENT	RESULT
9/16	Cal Poly	W, 34-14
9/23	at San Jose State	L, 21-8
10/1	at Colorado State	L, 8-7
10/7	at Utah	L, 17-0
10/15	Arizona State (H)	L, 31-0
10/22	at Montana	W, 7-6
10/29	at Utah State	L, 34-0
11/5	New Mexico	L, 27-15
11/12	at Denver	W, 19-6
11/19	Wyoming	L, 30-6
11/25	at Hawaii	L, 13-6

1961 Record: 2-8
Skyline Conference (T-5th)
Coach: Hal Mitchell

DATE	OPPONENT	RESULT
9/16	San Jose State	L, 14-13
9/23	at West Texas St.	L, 55-9
9/30	at North Texas St.	L, 41-30
10/7	Montana	W, 7-6
10/14	at Utah	L, 21-20
10/21	at Wyoming	L, 36-8
11/4	Utah State (H)	L, 31-8
11/11	Colorado State	W, 30-16
11/18	at Oregon State	L, 35-0
11/25	at New Mexico	L, 34-6

1962 Record: 4-6
Western Athletic Conference (T-2nd)
Coach: Hal Mitchell

DATE	OPPONENT	RESULT
9/15	at Pacific	L, 26-7
9/22	at Arizona	L, 27-21
9/29	George Wash.	L, 13-12
10/6	at Colorado State	W, 28-7
10/13	Utah	L, 35-20
10/20	at Montana	W, 27-0
10/27	at Utah State	L, 27-21
11/3	New Mexico (H)	W, 27-0
11/10	at W. Michigan	L, 28-20
11/17	Wyoming	W, 14-7

1963 Record: 2-8
Western Athletic Conference (5th)
Coach: Hal Mitchell

DATE	OPPONENT	RESULT
9/21	at Kansas State	L, 24-7
9/28	at Arizona	L, 33-7
10/5	Montana	W, 27-0
10/12	at Utah	L, 15-6
10/19	at Wyoming	L, 41-13
11/2	Utah State (H)	L, 26-0
11/9	at George Wash.	L, 23-6
11/16	at Pacific	L, 14-0
11/23	Colorado State	W, 24-20
11/30	at New Mexico	L, 26-0

1964 Record: 3-6-1
Western Athletic Conference (5th)
Coach: Tom Hudspeth

DATE	OPPONENT	RESULT
9/19	at Oregon	L, 20-13
9/26	at Arizona	L, 39-6
10/2	New Mexico	L, 26-14
10/10	at Colorado State	L, 7-6
10/17	Pacific	W, 21-0
10/24	at Texas El-Paso	T, 18-18
10/31	Utah State (H)	W, 28-14
11/7	at Utah	L, 47-13
11/14	Western Michigan	W, 43-8
11/21	Wyoming	L, 31-11

1965 Record: 6-4
Western Athletic Conference (1st)
Coach: Tom Hudspeth

DATE	OPPONENT	RESULT
9/18	at Arizona State	W, 24-6
9/24	Kansas State	W, 21-3
10/2	at Oregon	L, 27-14
10/8	San Jose State	W, 34-7
10/23	at Wyoming	L, 34-6
10/30	at Utah State	L, 34-21
11/6	Utah (H)	W, 25-20
11/13	Colorado State	L, 36-22
11/20	at Arizona	W, 20-3
11/27	at New Mexico	W, 42-8

1966 Record: 8-2
Western Athletic Conference (T-2nd)
Coach: Tom Hudspeth

DATE	OPPONENT	RESULT
9/24	at San Jose State	W, 19-9
9/30	Colorado State	W, 27-24
10/8	Utah State	W, 27-7
10/14	Arizona State	L, 10-7
10/22	at New Mexico	W, 33-6
10/29	at Arizona	W, 16-14
11/5	Texas El-Paso	W, 53-33
11/12	at Utah	W, 35-13
11/19	Wyoming	L, 47-14
11/26	Pacific	W, 38-0

1967 Record: 6-4
Western Athletic Conference (3rd)
Coach: Tom Hudspeth

DATE	OPPONENT	RESULT
9/23	New Mexico	W, 44-14
9/29	Western Michigan	W, 44-19
10/7	at Wyoming	L, 26-10
10/14	at Oregon State	W, 31-13
10/21	at UTEP	L, 47-17
10/28	Utah	W, 17-13
11/4	at Utah State	L, 30-9
11/11	Arizona (H)	W, 17-14
11/18	at Arizona State	L, 31-22
11/25	San Jose State	W, 67-8

1968 Record: 2-8
Western Athletic Conference (7th)
Coach: Tom Hudspeth

DATE	OPPONENT	RESULT
9/21	at W. Michigan	W, 17-7
9/28	Iowa State	L, 28-20
10/12	Wyoming	L, 20-17
10/19	at Arizona	L, 19-3
10/26	UTEP (H)	L, 31-25
11/2	at Utah	L, 31-20
11/9	Utah State	L, 34-8
11/16	Arizona State	L, 47-12
11/23	at New Mexico	W, 35-6
11/30	at San Jose State	L, 25-21

1969 Record: 6-4
Western Athletic Conference (3rd)
Coach: Tom Hudspeth

DATE	OPPONENT	RESULT
9/20	Colorado State	W, 22-20
9/27	at Iowa State	L, 10-0
10/4	at Arizona State	L, 23-7
10/11	New Mexico	W, 41-15
10/18	at Wyoming	L, 4-7
10/25	at UTEP	L, 30-7
11/1	Arizona (H)	W, 31-21
11/8	San Jose State	W, 21-3
11/15	at Utah State	W, 21-3
11/22	Utah	L, 16-6

^neutral, (H) Homecoming, (B) bowl game



YEAY-BY-YEAR RESULTS

1970 Record: 3-8

Western Athletic Conference (7th)
Coach: Tom Hudspeth

DATE	OPPONENT	RESULT
9/12	North Texas State	W, 10-7
9/19	at W. Michigan	L, 35-17
9/26	UTEP	L, 17-0
10/3	at San Diego State	L, 31-11
10/10	at Arizona	L, 24-17
10/17	Arizona State	L, 27-3
10/24	Utah State (H)	W, 27-20
10/31	Wyoming	W, 23-3
11/7	at Colorado State	L, 26-9
11/14	at New Mexico	L, 51-8
11/21	at Utah	L, 14-13

1971 Record: 5-6

Western Athletic Conference (4th)
Coach: Tom Hudspeth

DATE	OPPONENT	RESULT
9/10	at North Texas St.	W, 41-13
9/18	Colorado State	W, 54-14
9/25	at Kansas State	L, 23-7
10/1	New Mexico	L, 14-0
10/9	at Utah State	L, 29-7
10/16	at Wyoming	W, 35-17
10/23	at Tulsa	W, 25-7
10/30	at UTEP	W, 16-0
11/6	at Arizona State	L, 38-13
11/13	Arizona (H)	L, 27-14
11/20	Utah	L, 17-15

1972 Record: 7-4

Western Athletic Conference (T-2nd)
Coach: LaVell Edwards

DATE	OPPONENT	RESULT
9/16	Kansas State	W, 32-9
9/23	Utah State	L, 42-19
9/30	at Oregon State	L, 29-3
10/7	at Long Beach St.	W, 38-27
10/14	UTEP (H)	W, 21-14
10/21	Arizona State	L, 49-17
10/28	at Colorado State	W, 44-8
11/4	Wyoming	W, 33-14
11/11	at Arizona	L, 21-7
11/18	at Utah	W, 16-7
11/25	at New Mexico	W, 21-7

1973 Record: 5-6

Western Athletic Conference (T-4th)
Coach: LaVell Edwards

DATE	OPPONENT	RESULT
9/15	Colorado State	L, 21-13
9/29	Oregon State	W, 37-14
10/6	at Utah State	L, 13-7
10/13	Iowa State (H)	L, 26-24
10/20	at Arizona State	L, 52-12
10/27	at Wyoming	L, 41-21
11/3	New Mexico	W, 56-21
11/10	Arizona	L, 24-10
11/17	Weber State	W, 45-14
11/24	at Utah	W, 46-22
12/1	at UTEP	W, 63-0

1974 Record: 7-4-1

Western Athletic Conference (1st)
Coach: LaVell Edwards

DATE	OPPONENT	RESULT
9/14	at Hawaii	L, 15-13
9/21	Utah State	L, 9-6
9/28	at Iowa State	L, 34-7
10/5	at Colorado State	T, 33-33
10/12	Wyoming (H)	W, 38-7
10/19	UTEP	W, 45-21
10/26	at Arizona	W, 37-13
11/2	at Air Force	W, 12-10
11/9	Arizona State	W, 21-18
11/16	at New Mexico	W, 36-3
11/23	Utah	W, 48-20
12/28	^Okla. St. (B)	L, 16-6

1975 Record: 6-5

Western Athletic Conference (T-4th)
Coach: LaVell Edwards

DATE	OPPONENT	RESULT
9/13	Bowling Green	L, 23-21
9/20	at Colorado St.	L, 21-17
9/27	at Arizona St.	L, 20-0
10/3	New Mexico	W, 16-15
10/11	Air Force (H)	W, 28-14
10/25	at Wyoming	W, 33-20
11/1	Arizona	L, 36-20
11/8	at Utah St.	W, 24-7
11/15	Utah	W, 51-20
11/22	at UTEP	W, 20-10
11/29	at S. Mississippi	L, 42-14

1976 Record: 9-3

Western Athletic Conference (T-1st)
Coach: LaVell Edwards

DATE	OPPONENT	RESULT
9/11	at Kansas St.	L, 13-3
9/18	Colorado St.	W, 42-18
9/25	at Arizona	W, 23-16
10/2	at San Diego St.	W, 8-0
10/9	Wyoming (H)	L, 34-29
10/16	S. Mississippi	W, 63-19
10/23	Utah State	W, 45-14
10/30	Arizona St.	W, 43-21
11/6	UTEP	W, 40-27
11/13	at New Mexico	W, 21-8
11/20	at Utah	W, 34-12
12/18	^Okla. St. (B)	L, 49-21

1977 Record: 9-2

Western Athletic Conference (T-1st)
Coach: LaVell Edwards

DATE	OPPONENT	RESULT
9/10	Kansas State	W, 39-0
9/24	at Utah St.	W, 65-6
9/30	New Mexico	W, 54-19
10/8	at Oregon State	L, 24-19
10/15	at Colorado State	W, 63-17
10/22	at Wyoming	W, 10-7
10/29	Arizona (H)	W, 34-14
11/5	Utah	W, 38-8
11/12	at Arizona State	L, 24-13
11/19	Long Beach State	W, 30-27
11/26	at UTEP	W, 68-19

1978 Record: 9-4

Western Athletic Conference (1st)
Coach: LaVell Edwards

DATE	OPPONENT	RESULT
9/9	at Oregon State	W, 10-6
9/16	at Arizona State	L, 24-16
9/23	Colorado State	W, 32-6
9/30	at New Mexico	W, 27-23
10/7	Utah State (H)	L, 24-7
10/14	at Oregon	W, 17-16
10/21	UTEP	W, 44-0
11/4	Wyoming	W, 48-14
11/11	San Diego State	W, 21-3
11/18	at Utah	L, 23-22
11/25	at Hawaii	W, 31-13
12/2	^UNLV	W, 28-24
12/22	^Navy (B)	L, 23-16

1979 Record: 11-1

Western Athletic Conference (1st)
Coach: LaVell Edwards

DATE	OPPONENT	RESULT
9/8	at Texas A&M	W, 18-17
9/15	Weber State	W, 48-3
9/29	UTEP (H)	W, 31-7
10/5	Hawaii	W, 38-15
10/13	at Utah State	W, 48-24
10/20	at Wyoming	W, 54-14
10/27	New Mexico	W, 59-7
11/3	at Colorado State	W, 30-7
11/9	at Long Beach St.	W, 31-17
11/17	Utah	W, 27-0
11/24	at San Diego State	W, 63-14
12/21	^Indiana (B)	L, 38-37

1980 Record: 12-1

Western Athletic Conference (1st)
Coach: LaVell Edwards

DATE	OPPONENT	RESULT
9/6	at New Mexico	L, 25-21
9/13	San Diego State	W, 35-11
9/20	at Wisconsin	W, 28-3
9/27	Long Beach State	W, 41-25
10/11	Wyoming (H)	W, 52-17
10/18	at Utah State	W, 70-46
10/25	at Hawaii	W, 34-7
11/1	UTEP	W, 83-7
11/8	North Texas State	W, 41-23
11/15	Colorado State	W, 45-14
11/22	at Utah	W, 56-6
11/29	at UNLV	W, 54-14
12/19	^SMU (B)	W, 46-45

1981 Record: 11-2

Western Athletic Conference (1st)
Coach: LaVell Edwards

DATE	OPPONENT	RESULT
9/5	at Long Beach St	W, 31-8
9/12	Air Force	W, 45-21
9/19	at UTEP	W, 65-8
9/26	at Colorado	W, 41-20
10/2	Utah State	W, 32-26
10/10	UNLV (H)	L, 45-41
10/17	at San Diego St.	W, 27-7
10/24	at Wyoming	L, 33-20
10/31	New Mexico	W, 31-7
11/7	at Colorado State	W, 63-14
11/14	at Hawaii	W, 13-3
11/21	Utah	W, 56-28
12/18	^Wash. St. (B)	W, 38-36

^neutral, (H) Homecoming, (B) bowl game

1982 Record: 8-4
Western Athletic Conference (1st)
Coach: LaVell Edwards

DATE	OPPONENT	RESULT
9/2	at UNLV	W, 27-0
9/11	at Georgia	L, 17-14
9/25	Air Force	L, 39-38
10/2	at UTEP	W, 51-3
10/9	at New Mexico	W, 40-12
10/16	Hawaii (H)	W, 39-25
10/23	Colorado State	W, 34-18
10/30	at Utah State	L, 20-17
11/6	Wyoming	W, 23-13
11/13	San Diego State	W, 58-8
11/20	at Utah	W, 17-12
12/17	^Ohio State (B)	L, 42-17

1983 Record: 11-1
Western Athletic Conference (1st)
Coach: LaVell Edwards

DATE	OPPONENT	RESULT
9/10	at Baylor	L, 40-36
9/17	Bowling Green	W, 63-28
9/24	at Air Force	W, 46-28
10/1	at UCLA	W, 37-35
10/8	at Wyoming	W, 41-10
10/15	New Mexico (H)	W, 66-21
10/22	at San Diego State	W, 47-12
10/29	Utah State	W, 38-34
11/5	at UTEP	W, 31-9
11/12	Colorado State	W, 24-6
11/19	Utah	W, 55-7
12/23	^Missouri (B)	W, 21-17

1984 Record: 13-0 (National Champs)
Western Athletic Conference (1st)
Coach: LaVell Edwards

DATE	OPPONENT	RESULT
9/1	at Pittsburgh	W, 20-14
9/8	Baylor	W, 47-13
9/15	Tulsa	W, 38-15
9/22	at Hawaii	W, 18-13
10/6	at Colorado State	W, 52-9
10/13	Wyoming (H)	W, 41-38
10/20	at Air Force	W, 30-25
10/25	at New Mexico	W, 48-0
11/3	UTEP	W, 42-9
11/10	San Diego State	W, 34-3
11/17	at Utah	W, 24-14
11/24	Utah State	W, 38-13
12/21	^Michigan (B)	W, 24-17

1985 Record: 11-3
Western Athletic Conference (1st)
Coach: LaVell Edwards

DATE	OPPONENT	RESULT
8/29	^Boston College	W, 28-14
9/7	UCLA	L, 27-24
9/14	Washington	W, 31-3
9/21	at Temple	W, 26-24
10/5	at Colorado State	W, 42-7
10/12	San Diego St. (H)	W, 28-0
10/19	at New Mexico	W, 45-23
10/26	at UTEP	L, 23-16
11/2	Wyoming	W, 59-0
11/9	at Utah State	W, 44-0
11/16	Air Force	W, 28-21
11/23	Utah	W, 38-28
12/7	at Hawaii	W, 26-6
12/28	^Ohio State (B)	L, 10-7

1986 Record: 8-5
Western Athletic Conference (2nd)
Coach: LaVell Edwards

DATE	OPPONENT	RESULT
9/6	Utah State	W, 52-0
9/13	New Mexico	W, 31-30
9/20	at Washington	L, 52-21
9/27	Temple	W, 27-17
10/3	Colorado State	L, 24-20
10/18	at Wyoming	W, 34-22
10/25	UTEP (H)	W, 37-13
11/8	at Hawaii	W, 10-3
11/15	Oregon State	L, 10-7
11/22	at Utah	W, 35-21
11/29	at San Diego State	L, 10-3
12/6	at Air Force	W, 23-3
12/30	^UCLA (B)	L, 31-10

1987 Record: 9-4
Western Athletic Conference (2nd)
Coach: LaVell Edwards

DATE	OPPONENT	RESULT
9/2	Pittsburgh	L, 27-17
9/12	at Texas	W, 22-17
9/19	at Texas Christian	L, 33-12
9/26	at New Mexico	W, 45-25
10/2	Utah State	W, 45-24
10/10	Wyoming (H)	L, 29-27
10/24	at Hawaii	W, 16-14
10/31	Air Force	W, 24-13
11/7	San Diego State	W, 38-21
11/14	at UTEP	W, 37-24
11/21	Utah	W, 21-18
12/5	Colorado State	W, 30-26
12/22	^Virginia (B)	L, 22-16

1988 Record: 9-4
Western Athletic Conference (T-3rd)
Coach: LaVell Edwards

DATE	OPPONENT	RESULT
9/1	at Wyoming	L, 24-14
9/8	Texas	W, 47-6
9/17	UTEP	W, 31-27
9/30	Utah State	W, 38-3
10/8	Colorado State (H)	W, 42-7
10/15	Texas Christian	W, 31-18
10/22	at Hawaii	W, 24-23
10/29	New Mexico	W, 65-0
11/5	at San Diego State	L, 27-15
11/12	at Air Force	W, 49-31
11/19	at Utah	L, 57-28
12/3	at Miami	L, 41-17
12/29	^Colorado (B)	W, 20-17

1989 Record: 10-3
Western Athletic Conference (1st)
Coach: LaVell Edwards

DATE	OPPONENT	RESULT
9/2	at New Mexico	W, 24-3
9/7	Washington State	L, 46-41
9/16	at Navy	W, 31-10
9/30	at Utah State	W, 37-10
10/7	Wyoming	W, 36-20
10/14	at Colorado State	W, 45-16
10/21	UTEP (H)	W, 49-24
10/28	at Hawaii	L, 56-14
11/4	Oregon	W, 45-41
11/11	Air Force	W, 44-35
11/18	Utah	W, 70-31
11/25	at San Diego State	W, 48-27
12/29	^Penn State (B)	L, 50-39

1990 Record: 10-3
Western Athletic Conference (1st)
Coach: LaVell Edwards

DATE	OPPONENT	RESULT
9/1	at UTEP	W, 30-10
9/8	Miami	W, 28-21
9/15	Washington State	W, 50-36
9/22	San Diego State	W, 62-34
9/29	at Oregon	L, 32-16
10/13	Colorado State	W, 52-9
10/27	New Mexico (H)	W, 55-31
11/3	at Air Force	W, 54-7
11/10	at Wyoming	W, 45-14
11/17	at Utah	W, 45-22
11/24	Utah State	W, 45-10
12/1	at Hawaii	L, 59-28
12/29	^Texas A&M (B)	L, 65-14

1991 Record: 8-3-2
Western Athletic Conference (1st)
Coach: LaVell Edwards

DATE	OPPONENT	RESULT
8/29	^Florida State	L, 44-28
9/7	at UCLA	L, 27-23
9/21	at Penn State	L, 33-7
9/28	Air Force	W, 21-7
10/4	Utah State	W, 38-10
10/12	UTEP (H)	W, 31-29
10/19	Hawaii	W, 35-18
10/26	at New Mexico	W, 41-23
10/31	at Colorado State	W, 40-17
11/9	Wyoming	W, 52-31
11/16	at San Diego State	T, 52-52
11/23	Utah	W, 48-17
12/30	^Iowa (B)	T, 13-13

1992 Record: 8-5
Western Athletic Conference (1st)
Coach: LaVell Edwards

DATE	OPPONENT	RESULT
9/5	at UTEP	W, 38-28
9/10	San Diego State	L, 45-38
9/19	UCLA	L, 17-10
9/26	at Hawaii	L, 36-32
10/2	Utah State	W, 30-9
10/10	Fresno State (H)	W, 36-24
10/17	at Wyoming	W, 31-28
10/24	at Notre Dame	L, 42-16
10/31	Penn State	W, 30-17
11/7	New Mexico	W, 35-0
11/14	at Air Force	W, 28-7
11/21	at Utah	W, 31-22
12/25	^Kansas (B)	L, 23-20

1993 Record: 6-6
Western Athletic Conference (T-1st)
Coach: LaVell Edwards

DATE	OPPONENT	RESULT
9/4	at New Mexico	W, 34-31
9/11	Hawaii	W, 41-38
9/18	at Colorado State	W, 27-22
9/25	Air Force	W, 30-3
10/9	at UCLA	L, 68-14
10/16	Notre Dame	L, 45-20
10/23	Fresno State (H)	L, 48-45
10/30	at Utah State	L, 58-56
11/11	at San Diego State	W, 45-44
11/20	Utah	L, 34-31
11/27	UTEP	W, 47-16
12/30	^Ohio State (B)	L, 28-21



YEAY-BY-YEAR RESULTS

1994 Record: 10-3

Western Athletic Conference (T-2nd)
Coach: LaVell Edwards

DATE	OPPONENT	RESULT
9/3	at Hawaii	W, 13-12
9/10	at Air Force	W, 45-21
9/17	Colorado State	L, 28-21
9/24	New Mexico	W, 49-47
9/30	Utah State	W, 34-6
10/8	at Fresno State	W, 32-30
10/15	at Notre Dame	W, 21-14
10/22	at UTEP	W, 34-28
10/29	Arizona State (H)	L, 36-15
11/5	N.E. Louisiana	W, 24-10
11/10	San Diego State	W, 35-28
11/19	at Utah	L, 34-31
12/31	^Oklahoma (B)	W, 31-6

1995 Record: 7-4

Western Athletic Conference (T-1st)
Coach: LaVell Edwards

DATE	OPPONENT	RESULT
9/2	at Air Force	L, 38-12
9/9	UCLA	L, 23-9
9/16	San Diego State	W, 31-9
9/30	at Colorado State	W, 28-21
10/14	at Arizona State	L, 29-21
10/21	Wyoming	W, 23-20
10/28	Hawaii (H)	W, 45-7
11/4	Tulsa	W, 45-35
11/11	at New Mexico	W, 31-13
11/18	Utah	L, 34-17
11/25	at Fresno State	W, 45-28

1996 Record: 14-1

Western Athletic Conference (1st)
Coach: LaVell Edwards

DATE	OPPONENT	RESULT
8/24	Texas A&M	W, 41-37
8/31	Arkansas State	W, 58-9
9/14	at Washington	L, 29-17
9/21	New Mexico	W, 17-14
9/28	SMU	W, 31-3
10/4	at Utah State	W, 45-17
10/12	UNLV (H)	W, 63-28
10/19	at Tulsa	W, 55-30
10/26	at TCU	W, 45-21
11/2	UTEP	W, 40-18
11/9	Rice	W, 49-0
11/16	at Hawaii	W, 45-14
11/23	at Utah	W, 37-17
12/7	^Wyoming	W, 28-25 OT
1/1	^Kansas State (B)	W, 19-15

1997 Record: 6-5

Western Athletic Conference (5th)
Coach: LaVell Edwards

DATE	OPPONENT	RESULT
9/6	Washington	L, 42-20
9/20	at Arizona State	W, 13-10
9/27	at SMU	W, 19-16 OT
10/3	Utah State	W, 42-35
10/11	at Rice	L, 27-14
10/18	Hawaii (H)	W, 17-3
10/25	TCU	W, 31-10
11/1	at UTEP	L, 14-3
11/8	Tulsa	W, 49-39
11/15	at New Mexico	L, 38-28
11/22	Utah	L, 20-14

1998 Record: 9-5

Western Athletic Conference (2nd)
Coach: LaVell Edwards

DATE	OPPONENT	RESULT
9/5	at Alabama	L, 38-31
9/12	Arizona State	W, 26-6
9/19	at Washington	L, 20-10
9/26	Murray State	W, 43-9
10/3	at Fresno State	L, 31-21
10/10	UNLV (H)	W, 38-14
10/17	at Hawaii	W, 31-9
10/24	San Jose State	W, 46-43
10/29	San Diego State	W, 13-0
11/7	New Mexico	W, 46-21
11/14	at UTEP	W, 31-14
11/21	at Utah	W, 26-24
12/5	^Air Force	L, 20-13
12/31	^Tulane (B)	L, 41-27

1999 Record: 8-4

Mountain West Conference (T-1st)
Coach: LaVell Edwards

DATE	OPPONENT	RESULT
9/9	Washington	W, 35-28
9/16	Colorado State	W, 34-13
9/25	Virginia	L, 45-40
10/1	at Utah State	W, 34-31 OT
10/9	California (H)	W, 38-28
10/16	at New Mexico	W, 31-7
10/23	at UNLV	W, 29-0
10/30	Air Force	W, 27-20
11/6	at San Diego State	W, 30-7
11/13	at Wyoming	L, 31-17
11/20	Utah	L, 20-17
12/27	^Marshall (B)	L, 21-3

2000 Record: 6-6

Mountain West Conference (T-3rd)
Coach: LaVell Edwards

DATE	OPPONENT	RESULT
8/26	at Florida State	L, 29-3
9/2	at Virginia	W, 38-35 OT
9/9	at Air Force	L, 31-23
9/14	Mississippi State	L, 44-28
9/23	UNLV	W, 10-7
9/30	at Syracuse	L, 42-14
10/6	Utah State	W, 38-14
10/21	San Diego St. (H)	L, 16-15
10/26	Wyoming	W, 19-7
11/2	at Colorado State	L, 45-21
11/18	New Mexico	W, 37-13
11/24	at Utah	W, 34-27

2001 Record: 12-2

Mountain West Conference (1st)
Coach: Gary Crowton

DATE	OPPONENT	RESULT
8/25	Tulane	W, 70-35
9/1	Nevada	W, 52-7
9/8	at California	W, 44-16
9/29	at UNLV	W, 35-31
10/5	Utah State	W, 54-34
10/13	at New Mexico	W, 54-20
10/20	Air Force (H)	W, 63-33
10/27	at San Diego State	W, 59-21
11/1	Colorado State	W, 56-34
11/10	at Wyoming	W, 41-34
11/17	Utah	W, 24-21
12/1	at Mississippi St.	W, 41-38
12/8	at Hawaii	L, 72-45
12/31	^Louisville (B)	L, 28-10

2002 Record: 5-7

Mountain West Conference (7th)
Coach: Gary Crowton

DATE	OPPONENT	RESULT
8/29	Syracuse	W, 42-21
9/6	Hawaii	W, 35-32
9/14	at Nevada	L, 31-28
9/21	at Georgia Tech	L, 28-19
10/4	at Utah State	W, 35-34
10/12	at Air Force	L, 52-9
10/19	UNLV (H)	L, 24-3
10/24	at Colorado State	L, 37-10
11/2	San Diego State	W, 34-10
11/9	Wyoming	W, 35-31
11/16	New Mexico	L, 20-16
11/23	at Utah	L, 16-13

2003 Record: 4-8

Mountain West Conference (4th)
Coach: Gary Crowton

DATE	OPPONENT	RESULT
8/28	Georgia Tech	W, 24-13
9/6	at USC	L, 35-18
9/13	at New Mexico	W, 10-7
9/20	Stanford	L, 18-14
9/27	Air Force	L, 24-10
10/4	at San Diego State	W, 44-36
10/9	Colorado State (H)	L, 58-13
10/18	at Wyoming	L, 13-10
10/25	at UNLV	W, 27-20 OT
10/30	Boise State	L, 50-12
11/15	at Notre Dame	L, 33-14
11/22	Utah	L, 3-0

2004 Record: 5-6

Mountain West Conference (3rd)
Coach: Gary Crowton

DATE	OPPONENT	RESULT
9/4	Notre Dame	W, 20-17
9/11	at Stanford	L, 37-10
9/18	USC	L, 42-10
9/24	at Boise State	L, 28-27
10/2	at Colorado State	W, 31-21
10/8	UNLV	L, 24-20
10/16	Wyoming (H)	W, 24-13
10/23	at Air Force	W, 41-24
11/06	San Diego State	W, 49-16
11/13	New Mexico	L, 21-14
11/20	at Utah	L, 52-21

2005 Record: 6-6

Mountain West Conference (2nd)
Coach: Bronco Mendenhall

DATE	OPPONENT	RESULT
9/3	Boston College	L, 20-3
9/10	Eastern Illinois	W, 45-10
9/24	TCU	L, 51-50 OT
10/1	at San Diego State	L, 31-10
10/8	at New Mexico	W, 27-24
10/15	Colorado State (H)	W, 24-14
10/22	at Notre Dame	L, 49-23
10/29	Air Force	W, 62-41
11/5	at UNLV	W, 55-14
11/12	at Wyoming	W, 35-21
11/19	Utah	L, 41-34 OT
12/22	^California (B)	L, 35-28

2006 Record: 11-2
Mountain West Conference (1st)
Coach: Bronco Mendenhall

DATE	OPPONENT	RESULT
9/2	at Arizona	L, 16-13
9/9	Tulsa	W, 49-24
9/16	at Boston College	L, 30-23 OT
9/23	Utah State	W, 38-0
9/28	at TCU	W, 31-17
10/7	San Diego State	W, 47-17
10/21	UNLV (H)	W, 52-7
10/28	at Air Force	W, 33-14
11/4	at Colorado State	W, 24-3
11/9	Wyoming	W, 55-7
11/18	New Mexico	W, 42-17
11/25	at Utah	W, 33-31
12/21	^Oregon (B)	W, 38-8

2007 Record: 11-2
Mountain West Conference (1st)
Coach: Bronco Mendenhall

DATE	OPPONENT	RESULT
9/1	Arizona	W, 20-7
9/8	at UCLA	L, 27-17
9/15	at Tulsa	L, 55-47
9/22	Air Force (H)	W, 31-6
9/29	at New Mexico	W, 31-24
10/13	at UNLV	W, 24-14
10/20	Eastern Wash.	W, 42-7
11/3	Colorado State	W, 35-16
11/8	TCU	W, 27-22
11/16	at Wyoming	W, 35-10
11/24	Utah	W, 17-10
12/1	at San Diego State	W, 48-27
12/22	^UCLA (B)	W, 17-16

2008 Record: 10-3
Mountain West Conference (3rd)
Coach: Bronco Mendenhall

DATE	OPPONENT	RESULT
8/30	Northern Iowa	W, 41-17
9/6	at Washington	W, 28-27
9/13	UCLA	W, 59-0
9/20	Wyoming	W, 44-0
10/3	at Utah State	W, 34-14
10/11	New Mexico (H)	W, 21-3
10/16	at TCU	L, 32-7
10/25	UNLV	W, 42-35
11/1	at Colorado State	W, 45-42
11/8	San Diego State	W, 41-12
11/15	at Air Force	W, 38-24
11/22	at Utah	L, 48-24
12/20	^Arizona (B)	L, 31-21

2009 Record: 11-2
Mountain West Conference (2nd)
Coach: Bronco Mendenhall

DATE	OPPONENT	RESULT
9/5	^Oklahoma	W, 14-13
9/12	at Tulane	W, 54-3
9/19	Florida State	L, 54-28
9/26	Colorado State	W, 42-23
10/2	Utah State	W, 35-17
10/10	at UNLV	W, 59-21
10/17	at San Diego State	W, 38-28
10/24	TCU (H)	L, 38-7
11/7	at Wyoming	W, 52-0
11/14	at New Mexico	W, 24-19
11/21	Air Force	W, 38-21
11/28	Utah	W, 26-23 OT
12/22	^Oregon State (B)	W, 44-20

2010 Record: 7-6
Mountain West Conference (T-3rd)
Coach: Bronco Mendenhall

DATE	OPPONENT	RESULT
9/4	Washington	W, 23-17
9/11	at Air Force	L, 35-14
9/18	at Florida State	L, 34-10
9/25	Nevada	L, 27-13
10/1	at Utah State	L, 31-16
10/9	San Diego St. (H)	W, 24-21
10/16	at TCU	L, 31-3
10/23	Wyoming	W, 25-20
11/6	UNLV	W, 55-7
11/13	at Colorado State	W, 49-10
11/20	New Mexico	W, 40-7
11/27	at Utah	L, 17-16
12/18	^UTEP (B)	W, 52-24

2011 Record: 10-3
Independent
Coach: Bronco Mendenhall

DATE	OPPONENT	RESULT
9/3	at Ole Miss	W, 14-13
9/10	at Texas	L, 17-16
9/17	Utah	L, 54-10
9/23	UCF	W, 24-17
9/30	Utah State	W, 27-24
10/8	San Jose State (H)	W, 29-16
10/15	at Oregon State	W, 38-28
10/22	Idaho State	W, 56-3
10/28	^TCU	L, 38-28
11/12	Idaho	W, 42-7
11/19	New Mexico State	W, 42-7
12/3	at Hawaii	W, 41-20
12/30	^Tulsa (B)	W, 24-21

2012 Record: 8-5
Independent
Coach: Bronco Mendenhall

DATE	OPPONENT	RESULT
8/30	Washington State	W, 30-6
9/8	Weber State	W, 45-13
9/15	at Utah	L, 24-21
9/20	at Boise State	L, 7-6
9/28	Hawaii	W, 47-0
10/5	Utah State	W, 6-3
10/13	Oregon State (H)	L, 42-24
10/20	at Notre Dame	L, 17-14
10/27	at Georgia Tech	W, 41-17
11/10	Idaho	W, 52-13
11/17	at San Jose State	L, 20-14
11/24	at New Mexico St.	W, 50-14
12/20	San Diego St. (B)	W, 23-6

2013 Record: 8-5
Independent
Coach: Bronco Mendenhall

DATE	OPPONENT	RESULT
8/31	at Virginia	L, 19-16
9/7	Texas	W, 40-21
9/21	Utah	L, 20-13
9/27	Middle Tennessee	W, 37-10
10/4	at Utah State	W, 31-14
10/12	Georgia Tech (H)	W, 38-20
10/19	at Houston	W, 47-46
10/25	Boise State	W, 37-20
11/9	at Wisconsin	L, 27-17
11/16	Idaho State	W, 59-13
11/23	at Notre Dame	L, 23-13
11/30	at Nevada	W, 28-23
12/27	^Washington (B)	L, 31-16

2014 Record: 8-5
Independent
Coach: Bronco Mendenhall

DATE	OPPONENT	RESULT
8/29	at UConn	W, 35-10
9/6	at Texas	W, 41-7
9/11	Houston	W, 33-25
9/20	Virginia	W, 41-33
10/3	Utah State	L, 35-20
10/9	at UCF	L, 31-24 OT
10/18	Nevada(H)	L, 42-35
10/24	at Boise State	L 55-30
11/1	at MTSU	W 27-7
11/15	UNLV	W, 42-23
11/22	Savannah State	W, 64-0
11/29	at California	W, 42-35
12/22	^Memphis (B)	L, 55-48 2OT

2015 Record: 9-4
Independent
Coach: Bronco Mendenhall

DATE	OPPONENT	RESULT
9/5	at Nebraska	W, 33-28
9/12	Boise State	W, 35-24
9/19	at UCLA	L, 24-23
9/26	at Michigan	L, 31-0
10/2	UConn	W, 30-13
10/10	East Carolina	W, 45-38
10/16	Cincinnati	W, 38-24
10/24	Wagner	W, 70-6
11/6	at San Jose State	W, 17-16
11/14	^Mizzou	L, 20-16
11/21	Fresno State	W, 52-10
11/28	at Utah State	W, 51-28
12/19	^Utah (B)	L, 35-28

2016 Record: 9-4
Independent
Coach: Kalani Sitake

DATE	OPPONENT	RESULT
9/3	^Arizona	W 18-16
9/10	at Utah	L 20-19
9/17	UCLA	L 17-14
9/24	^West Virginia	L 35-32
9/30	Toledo	W 55-53
10/8	at Michigan State	W 31-14
10/14	Mississippi State	W 28-21/2OT
10/20	at Boise State	L 28-27
11/5	at Cincinnati	W 20-3
11/12	Southern Uta	W 37-7
11/19	UMass	W 51-9
11/26	Utah State	W 28-10
12/21	^Wyoming (B)	W 24-21

	FINISH	RANK (HIGH)	TOTAL OFF	PASS OFF	SCORE OFF	TOTAL DEF	RUSH DEF	PASS DEF	SCORE OFF
1977	9-2	20th AP	470.2	341.6	39.4	333.6	160.9	172.8	15.0
WAC	T-1st	16th UPI	1st	1st	1st	3rd	3rd	4th	2nd
NCAA		(12th)	3rd	1st	2nd	----	----	----	----
1978	9-4	Unranked	364.9	238.2	25.3	320.2	157.6	162.6	14.7
WAC	1st		5th	1st	2nd	3rd	2nd	6th	1st
NCAA			----	8th	----	----	37th	----	27th
1979	11-1	13th AP	521.4	368.3	40.6	277.7	155.0	122.6	11.4
WAC	1st	12th UPI	1st	1st	1st	1st	1st	1st	1st
NCAA		(9th)	1st	1st	1st	29th	37th	40th	12th
1980	12-1	12th AP	535.0	409.8	46.7	343.0	160.1	182.9	16.5
WAC	1st	11th UPI	1st	1st	1st	2nd	3rd	5th	1st
NCAA		(11th)	1st	1st	1st	----	----	----	----
1981	11-2	13th AP	480.3	356.9	38.7	322.4	138.2	184.2	18.3
WAC	1st	11th UPI	1st	1st	1st	3rd	2nd	4th	2nd
NCAA		(8th)	3rd	1st	1st	----	----	----	----
1982	8-4	Unranked	466.2	289.8	32.5	326.7	168.9	157.8	15.2
WAC	1st	(19th)	1st	1st	2nd	3rd	6th	1st	1st
NCAA			2nd	5th	7th	----	----	20th	16th
1983	11-1	7th AP	584.2	381.2	44.0	376.5	129.9	246.6	20.9
WAC	1st	7th UPI	1st	1st	1st	4th	2nd	9th	3rd
NCAA		(7th)	1st	1st	2nd	----	26th	----	50th
1984	13-0	1st AP	486.5	346.2	36.0	321.3	161.8	159.5	13.8
WAC	1st	1st UPI	1st	1st	1st	2nd	4th	1st	1st
NCAA		(1st)	1st	1st	2nd	32nd	----	27th	10th
1985	11-3	16th AP	500.2	354.5	33.5	297.9	124.6	173.3	13.5
WAC	1st	17th UPI	1st	1st	3rd	1st	2nd	1st	1st
NCAA		(7th)	1st	1st	7th	18th	19th	35th	12th
1986	8-5	Unranked	406.6	235.6	25.0	277.8	88.8	189.0	17.1
WAC	2nd	(9th)	4th	7th	4th	2nd	1st	2nd	1st
NCAA			19th	20th	39th	10th	6th	55th	24th
1987	9-4	Unranked	382.7	291.8	27.8	353.0	136.6	216.4	22.6
WAC	2nd		6th	5th	6th	4th	2nd	3rd	4th
NCAA			33rd	9th	22nd	51st	23rd	88th	55th
1988	9-4	Unranked	456.9	322.8	33.4	320.3	131.4	188.8	22.0
WAC	T-3rd	(18th)	3rd	2nd	5th	2nd	2nd	2nd	3rd
NCAA			13th	4th	13th	34th	23rd	55th	52nd
1989	10-3	22 AP	540.4	394.3	40.3	404.6	137.7	266.9	26.6
WAC	1st	18 UPI	1st	1st	1st	3rd	2nd	9th	3rd
NCAA		(15th)	2nd	2nd	4th	80th	36th	104th	74th
1990	10-3	22 AP	565.8	448.3	42.5	390.8	116.3	253.3	23.8
WAC	1st	17 UPI	1st	1st	1st	5th	2nd	1st	4th
NCAA		(4th)	2nd	2nd	2nd	74th	20th	42nd	56th
1991	8-3-2	23rd AP	479.5	343.8	35.0	431.3	156.8	274.5	25.7
WAC	1st	23rd CNN	1st	1st	1st	6th	3rd	8th	4th
NCAA		(23rd)	5th	2nd	11th	96th	53rd	92nd	74th
1992	8-5	Unranked	459.8	297.9	29.6	360.0	128.9	231.1	22.9
WAC	T-1st	Unranked	2nd	1st	4th	1st	1st	3rd	2nd
NCAA		(22nd)	7th	5th	16th	60th	23rd	49th	58th
1993	6-6	Unranked	474.7	369.1	35.5	475.7	227.7	248.0	37.0
WAC	T-1st	(17th)	3rd	1st	2nd	10th	10th	7th	9th
NCAA			9th	2nd	12th	104th	102nd	94th	103rd
1994	10-3	18th AP	457.4	312.9	29.5	383.6	121.4	262.2	24.5
WAC	T-2nd	10th CNN	2nd	1st	6th	6th	3rd	8th	5th
NCAA		(10th)	9th	3rd	26th	71st	22nd	90th	61st
1995	7-4	Unranked	411.8	315.4	27.9	377	167.7	209.3	24.4
WAC	T-1st	(25th)	7th	1st	6th	4th	4th	4th	5th
NCAA			28th	5th	36th	62nd	62nd	61st	58th
1996	14-1	5th AP	478	295.9	40.8	316.6	124.6	192.0	18.7
WAC	1st	5th CNN	2nd	4th	1st	1st	1st	3rd	1st
NCAA		(6th)	6th	13th	5th	25th	27th	36th	25th
1997	6-5	Unranked	335.6	227.3	22.7	358.0	164.4	193.6	23.1
WAC	5th PD	(16th)	9th	2nd	9th	10th	10th	10th	7th
NCAA			73rd	39th	68th	52nd	66th	72nd	50th

	FINISH	RANK (HIGH)	TOTAL OFF	PASS OFF	SCORE OFF	TOTAL DEF	RUSH DEF	PASS DEF	SCORE DEF
1998	9-5	Unranked	381.7	236.9	28.8	273.9	91.2	182.7	19.2
WAC	2nd		5th	1st	3rd	1st	1st	3rd	2nd
NCAA			44th	34th	37th	5th	5th	21st	25th
1999	8-4	Unranked	425.6	324.3	30.2	307.8	102.5	205.3	20.9
MWC	T-1st	(12th)	1st	1st	2nd	2nd	1st	5th	4th
NCAA			13th	8th	28th	21st	14th	39th	32nd
2000	6-6	Unranked	374.0	274.6	23.3	345.0	121.7	223.3	25.8
MWC	T-3rd		4th	1st	4th	4th	2nd	8th	7th
NCAA			55th	16th	73rd	40th	30th	72th	66th
2001	12-2	25th AP	542.8	325.0	46.8	448.5	202.8	245.7	30.5
MWC	1st	24th ESPN	1st	1st	1st	6th	5th	7th	6th
NCAA		(7th)	1st	7th	1st	102nd	95th	88th	85th
2002	5-7	Unranked	381.8	260.8	22.7	384.7	177.8	206.9	27.8
MWC	7th	(24th)	5th	3rd	7th	5th	7th	3rd	5th
NCAA			50th	27th	87th	69th	91st	48th	72nd
2003	4-8	Unranked	314.6	215.0	16.3	307.0	130.8	176.2	25.8
MWC	T-4th		7th	4th	8th	2nd	3rd	2nd	7th
NCAA			102nd	64th	109th	14th	33rd	8th	62nd
2004	5-6	Unranked	384.0	279.5	24.3	378.5	149.3	229.3	26.8
MWC	3rd		3rd	1st	4th	5th	4th	8th	5th
NCAA			48th	12th	69th	59th	59th	78th	70th
2005	6-6	Unranked	462.4	310.1	33.0	417.1	147.8	269.3	29.2
MWC	T-2nd		2nd	1st	2nd	7th	3rd	9th	5th
NCAA			13th	6th	24th	91st	57th	104th	83rd
2006	11-2	16th AP	465.5	323.5	36.8	319.2	114.1	205.1	14.7
MWC	1st	15th USA	1st	1st	1st	3rd	4th	5th	2nd
NCAA		(15th)	4th	4th	5th	38th	31st	65th	10th
2007	11-2	14th AP	442.8	298.38	30.1	307.9	97.5	210.4	18.5
MWC	1st	14th USA	1st	1st	1st	1st	1st	6th	2nd
NCAA		(14th)	25th	14th	47th	10th	9th	32nd	9th
2008	10-3	25st AP	444.8	310.4	34.2	355.9	140.3	215.6	21.9
MWC	3rd	21st USA	1st	1st	2nd	6th	5th	8th	3rd
NCAA		(7th)	16th	6th	20th	59th	60th	74th	39th
2009	11-2	12th AP	427.2	281.5	35.5	329.1	110.2	218.9	21.5
MWC	2nd	12th USA	2nd	1st	2nd	4th	2nd	5th	4th
NCAA		(7th)	21st	17th	11th	28th	21st	63rd	29th
2010	7-6	Unranked	366.5	198.4	26.2	330.8	138.6	192.2	21.6
MWC	T-3rd	(25th)	5th	5th	5th	2nd	3rd	3rd	4th
NCAA			73rd	76th	70th	24th	45th	23rd	32nd
2011	10-3	25th USA	405.7	245.4	30.1	312.9	112.9	200.8	20.4
INDY		Unranked	2nd	2nd	1st	1st	1st	2nd	32nd
NCAA		(25th)	41st	47th	42nd	13th	19th	32nd	22nd
2012	8-5	Unranked	400.4	247.2	28.7	266.1	86.9	179.2	14.0
INDY		Unranked	3rd	1st	1st	1st	1st	2nd	2nd
NCAA		(25th)	60th	50th	65th	3rd	2nd	10th	3rd
2013	8-5	Unranked	493.7	226.3	30.2	378.8	159.9	218.9	22.1
INDY			1st	4th	2nd	2nd	1st	4th	1st
NCAA			14th	73rd	55th	48th	57th	46th	22nd
2014	8-5	Unranked	460.5	278.7	37.1	391.5	121.8	269.7	27.5
INDY		(18th)	1st	2nd	1st	1st	1st	4th	2nd
NCAA			26th	26th	14th	56th	20th	112th	71st
2015	9-4	Unranked	424.8	296.5	33.7	345.7	143.8	201.8	22.8
INDY		(19th)	2nd	1st	2nd	1st	1st	2nd	2nd
NCAA			49th	21st	40th	23rd	34th	31st	34th
2016	9-4	RV	399.1	197.9	29.5	365.0	112.8	252.2	19.5
		RV	3rd	3rd	3rd	2nd	1st	3rd	1st
			71st	96th	62nd	34th	9th	96th	14th

OPPONENT	WON	LOST	TIE	FIRST	LAST
Air Force Academy	24	7	0	1956	2010
Alabama	0	1	0	1998	1998
Arizona	10	12	1	1936	2016
Arizona State	7	20	0	1935	1998
Arkansas State	1	0	0	1996	1996
Baylor	1	1	0	1983	1984
Boise State	2	5	0	2003	2016
Boston College	1	2	0	1985	2006
Bowling Green	1	1	0	1975	1983
California	3	1	0	1999	2005
California-Davis	2	2	1	1926	1937
Cal Poly	1	0	0	1960	1960
Cincinnati	2	0	0	2015	2016
Colorado College	4	3	0	1923	1936
Colorado	3	8	1	1923	1988
Colorado Mines	1	1	1	1922	1927
Colorado State	39	27	3	1922	2010
Colo. St. Teachers	6	3	1	1923	1937
Connecticut	2	0	0	2014	2015
Denver	7	15	0	1933	1960
East Carolina	1	0	0	2015	2015
Eastern Illinois	1	0	0	2005	2005
Eastern Washington	1	0	0	2007	2007
Florida State	0	4	0	1991	2010
Fort Douglas	0	1	0	1942	1942
Fort Hood	1	0	0	1950	1950
Fresno State	5	5	0	1956	2015
George Washington	0	2	0	1962	1963
Georgia	0	1	0	1982	1982
Georgia Tech	3	1	0	2002	2013
Hawaii	21	8	0	1930	2012
Houston	2	0	0	2014	2014
Idaho, College of	1	0	1	1928	1930
Idaho	3	2	0	1953	2012
Idaho State	5	0	0	1932	2013
Indiana	0	1	0	1979	1979
Iowa	0	0	1	1991	1991
Iowa State	0	4	0	1968	1974
Kansas	0	1	0	1992	1992
Kansas State	4	4	0	1957	1997
Long Beach State	5	0	0	1972	1981
Los Angeles State	1	0	0	1955	1955
Louisiana State	First Meeting				
Louisville	0	1	0	2001	2001
Marshall	0	1	0	1999	1999
Miami	1	1	0	1988	1990
Michigan	1	1	0	1984	2015
Michigan State	1	0	0	2016	2016
Middle Tennessee	2	0	0	2013	2014
Mississippi State	2	1	0	2000	2016
Missouri	1	1	0	1983	2015
Montana	12	4	0	1937	1963
Montana State	8	7	0	1923	1947
Mt. St. Charles (Carroll)	0	0	1	1930	1930
Murray State	1	0	0	1998	1998
Navy	1	1	0	1978	1989
Nebraska	1	0	0	2015	2015
New Mexico	45	14	1	1951	2010
New Mexico State	2	0	0	2011	2012
Nevada	5	3	2	1929	2014
North Texas	3	2	0	1958	1980
Northeast Louisiana	1	0	0	1994	1994

OPPONENT	WON	LOST	TIE	FIRST	LAST
Northern Arizona	2	0	0	1938	1939
Northern Iowa	1	0	0	2008	2008
Notre Dame	2	6	0	1992	2013
Occidental	2	0	0	1932	1934
Ohio State	0	3	0	1982	1993
Oklahoma	2	0	0	1994	2009
Oklahoma State	0	2	0	1974	1976
Ole Miss	1	0	0	2011	2011
Oregon	3	3	0	1964	2006
Oregon State	5	6	0	1955	2012
Pacific	2	3	0	1958	1966
Pacific Fleet	0	2	0	1948	1949
Penn State	1	2	0	1989	1992
Pepperdine	3	1	0	1948	1951
Pittsburgh	1	1	0	1984	1987
Portland	0	2	0	1937	1938
Portland State	First Meeting				
Regis	1	0	0	1930	1930
Rice	1	1	0	1996	1997
San Diego State	28	7	1	1947	2012
San Diego NAS	1	0	0	1952	1952
San Francisco	0	2	0	1931	1941
San Jose State	7	10	0	1946	2015
Savannah State	1	0	0	2014	2014
South Dakota	1	0	0	1932	1932
Southern Methodist	3	0	0	1980	1997
Southern Mississippi	1	1	0	1975	1976
Southern Utah	1	0	0	2016	2016
Stanford	0	2	0	2003	2004
Syracuse	1	1	0	2000	2002
Temple	2	0	0	1985	1986
Texas	4	1	0	1987	2014
Texas A&M	2	1	0	1979	1996
TCU	5	6	0	1987	2011
Texas Tech	0	1	0	1940	1940
Toledo	1	0	0	2016	2016
Tulane	2	1	0	1998	2009
Tulsa	6	1	0	1971	2007
UAY All-Stars	1	0	0	1931	1931
UCF	1	1	0	2011	2014
UCLA	3	9	0	1983	2016
UMass	1	0	0	2016	2016
UNLV	16	3	0	1978	2014
U.S. Marines	0	1	0	1933	1933
USC	0	2	0	2003	2004
UNLV	16	3	0	1978	2014
UTEP	29	7	1	1946	2010
Utah	31	56	4	1922	2016
Utah State	48	35	3	1922	2016
Virginia	2	3	0	1987	2014
Wagner	1	0	0	2015	2015
Washington	4	5	0	1985	2013
Washington State	3	1	0	1981	2012
Weber State	3	0	0	1973	2012
West Texas State	0	1	0	1961	1961
West Virginia	0	1	0	2016	2016
Western Michigan	3	2	0	1962	1970
Western State	20	0	0	1923	1951
Wichita State	0	1	0	1956	1956
Wisconsin	1	1	0	1980	2013
Wyoming	45	30	3	1922	2016
OVERALL	564	406	26	1922	2016

2017 OPPONENTS IN BOLD

BYU BOWL RESULTS

YEAR	OPPONENT	CONFERENCE	BOWL	W/L	SCORE
1974	Oklahoma St.	Big Eight	Fiesta	L	16-6
1976	Oklahoma St.	Big Eight	Tangerine	L	49-21
1978	Navy	Independent	Holiday	L	23-16
1979	Indiana	Big 10	Holiday	L	38-37
1980	SMU	Southwest	Holiday	W	46-45
1981	Washington St.	Pac-10	Holiday	W	38-36
1982	Ohio State	Big 10	Holiday	L	47-17
1983	Missouri	Big Eight	Holiday	W	21-17
1984	Michigan	Big 10	Holiday	W	24-17
1985	Ohio State	Big 10	Citrus	L	10-7
1986	UCLA	Pac-10	Freedom	L	31-10
1987	Virginia	Atlantic Coast	All-American	L	22-16
1988	Colorado	Big Eight	Freedom	W	20-17
1989	Penn State	Independent	Holiday	L	50-39
1990	Texas A&M	Southwest	Holiday	L	65-14
1991	Iowa	Big 10	Holiday	T	13-13
1992	Kansas	Big Eight	Aloha	L	23-20
1993	Ohio State	Big 10	Holiday	L	28-21
1994	Oklahoma	Big Eight	Copper	W	31-6
1996	Kansas St.	Big 12	Cotton	W	19-15
1998	Tulane	C-USA	Liberty	L	41-27
1999	Marshall	Mid-American	Motor City	L	21-3
2001	Louisville	C-USA	Liberty	L	28-10
2005	California	Pac-10	Las Vegas	L	35-28
2006	Oregon	Pac-10	Las Vegas	W	38-8
2007	UCLA	Pac-10	Las Vegas	W	17-16
2008	Arizona	Pac-10	Las Vegas	L	21-31
2009	Oregon State	Pac-10	Las Vegas	W	44-20
2010	UTEP	C-USA	New Mexico	W	52-24
2011	Tulsa	C-USA	Armed Forces	W	24-21
2012	San Diego State	MWC	Poinsettia	W	23-6
2013	Washington	Pac-12	Fight Hunger	L	16-31
2014	Memphis	American	Miami Beach	L	48-55 2OT
2015	Utah	Pac-12	Las Vegas	L	35-28
2016	Wyoming	MWC	Poinsettia Bowl	W	24-21
TOTAL					14-20-1



Linebacker Kyle Van Noy essentially took over for BYU in the 2012 Poinsettia Bowl, forcing and recovering a fumble for the go-ahead touchdown and minutes later returning an interception for his second-defensive score of the 4th quarter en route to a 23-6 victory over SDSU.



LaVell Edwards celebrates BYU's 19-15 Cotton Bowl victory over Kansas State in 1997. It has been the Cougars' only New Year's Day bowl game.



In one of the greatest bowls games in NCAA history, BYU overcame a 45-25 deficit with 4:07 left in the game to win 46-45 in the 1980 Holiday Bowl over SMU, nicknamed the "Miracle Bowl." With 4:07 remaining in the game, SMU scored to go ahead, 45-25. From there the Cougars connected on a TD pass, recovered an on-side kick, scored on a one-yard run by Scott Phillips, and blocked a punt. Finally, with three seconds left on the clock, Jim McMahon connected on a "Hail Mary" pass of 41 yards to Clay Brown, who is located somewhere at the bottom of the pile.



Quarterback Steve Young actually caught the game-winning touchdown from running back Eddie Stinnett with under one minute to play vs. Missouri to win the 1983 Holiday Bowl 21-17.



Robbie Bosco led BYU to a 24-17 over Michigan to secure BYU's 1984 National Championship in the Holiday Bowl.



1974 FIESTA BOWL

12/28/74 TEMPE, ARIZ. (50,878)
OKLAHOMA STATE 16, BYU 6

Oklahoma State	0	7	3	6	16
Brigham Young	6	0	0	0	6

TEAM STATISTICS OKLA. ST.	BYU
Rushes-Yards	55-147 36-120
Passing Yards	77 181
Passes	7-18-0 15-31-3

SCORING:

BYU – Uselman 30-yard field goal
BYU – Uselman 43-yard field goal
OSU – Walker 12-yard run (Daigle kick)
OSU – Daigle 42-yard field goal
OSU – Bain 40-yard pass from Thompson (kick failed)

GAME SUMMARY:

Competing in its first post-season bowl game ever, BYU played Western Athletic Conference host to the Oklahoma State Cowboys before a crowd of 50,878. The Cougars got off to a quick start with two field goals during the first quarter before All-WAC quarterback Gary Sheide suffered a dislocated shoulder in the last moments of the quarter. He was replaced by junior reserve Mark Giles. The Cowboys took the scoring lead during the second quarter on a touchdown run around left end, giving Oklahoma State a 7-6 halftime advantage. OSU regained possession of the ball on the Cougars' 17-yard line after intercepting Giles, but the Cowboys were unable to convert on the turnover. A field goal from 32 yards out put the Cowboys in front 10-6 at the end of the third quarter. With 1:14 remaining in the game, Oklahoma State scored another touchdown on a 40-yard halfback pass to complete the scoring. The Cougars out-gained Oklahoma State in total yardage, 301-224. Giles was 11 of 26 for 138 yards. After three losses and a tie to open the season, the Cougars reeled off seven straight victories prior to the bowl game.

1976 TANGERINE BOWL

12/18/76 ORLANDO, FLA. (37,812)
OKLAHOMA STATE 49, BYU 21

Oklahoma State	7	21	21	0	49
Brigham Young	0	14	0	7	21

TEAM STATISTICS OKLA. ST.	BYU
Rushes-Yards	70-375 26-46
Passing Yards	27 209
Passes	2-10-0 23-34-4

SCORING:

OSU – Dawson 36 pass interception (Daigle kick)
BYU – Christensen 1-yard run (Taylor kick)
OSU – Weatherbie 2-yard run (Daigle kick)
OSU – Miller 3-yard run (Daigle kick)
BYU – Thompson 27-yard pass from Nielson (Taylor kick)
OSU – Miller 78-yard run (Daigle kick)
BYU – Lowry 102-yard kickoff return (Taylor kick)
OSU – R. Turner 1-yard run (kick failed)
OSU – Miller 6-yard run (Lisle pass from Weatherbie)
OSU – Miller 1-yard run (Daigle kick)

GAME SUMMARY:

Powerful Oklahoma State, sparked by All-American Terry Miller (173 yards rushing on 23 carries), used four pass interceptions and a fumble recovery to capture the 31st annual Tangerine Bowl contest. Defensively, the Cowboys yielded only 46 yards rushing. The Cougars, however, stayed close in the first half, which ended 28-14. Dave Lowry returned the second-half kickoff 102 yards (a Tangerine Bowl record) to move the Cougars to within seven at 28-21. From there, it was all Cowboys. BYU's Gifford Nielsen completed 23 of 34 passes for 209 yards and one touchdown, but the Cougars could only roll up 255 yards to Oklahoma State's 402. BYU entered the game with a 9-2 record, while Oklahoma State came in after tying for the Big 8 title. The Cowboys missed out on the Orange Bowl because of the conference tie-breaking formula. Later, the stadium was expanded and the name changed to the Florida Citrus Bowl.

1978 HOLIDAY BOWL

12/22/78 SAN DIEGO, CALIF. (52,500)
NAVY 23, BYU 16

Navy	0	3	7	13	23
Brigham Young	3	6	7	0	16

TEAM STATISTICS NAVY	BYU
Rushes-Yards	58-214 33-74
Passing Yards	138 181
Passes	8-14-1 16-34-2

SCORING:

BYU – Johnson 33-yard field goal
NAVY – Tata 40-yard field goal
BYU – Chronister 10-yard pass McMahon (Johnson kick)
BYU – McMahon 2-yard run (Johnson kick)
NAVY – Tolbert 4-yard run (Tata kick)
NAVY – Tata 28-yard field goal
NAVY – McConkey 65-yard pass from Leszczynski (Tata kick)
NAVY – Tata 27-yard field goal

GAME SUMMARY:

The inaugural Holiday Bowl pitted two teams with local drawing power, the Naval Academy and Brigham Young University. Despite chilly temperatures, the two teams engaged in a hard-hitting battle. Defense dominated the first two quarters. Brent Johnson put the Cougars on the scoreboard first with a 33-yard field goal with 8:26 left in the first quarter. But Navy's Bob Tata boomed a 40-yard field goal to tie the score at 3-3. Jim McMahon sent the Cougars ahead with a 10-yard pass to Mike Chronister, but Johnson missed the PAT. McMahon ran another in from two yards out in the third period for a 16-3 BYU lead. Navy cut the lead to 16-10 after three quarters and then tied the game on two field goals in the fourth quarter, but it was a 65-yard pass to Phil McConkey that did the Cougars in. Some 52,500 witnessed the game in person. McConkey was named Best Offensive Player and BYU's Tom Enlow won Best Defensive Player honors. Navy finished the year at 9-3, BYU at 9-4.

1979 HOLIDAY BOWL

12/21/79 SAN DIEGO, CALIF. (52,200)
INDIANA 38, BYU 37

Indiana	14	7	10	7	38
Brigham Young	14	3	17	3	37

TEAM STATISTICS	INDIANA	BYU
Rushes-Yards	59-183	30-140
Passing Yards	171	380
Passes	11-30-1	28-43-3

SCORING:

BYU – Lane 1-yard run (Johnson kick)
IND – Stephenson 38-yard pass from Clifford (Kellog kick)
IND – Clifford 1-yard run (Kellog kick)
BYU – Wilson 3-yard run (Johnson kick)
BYU – Johnson 40-yard field goal
IND – Clifford 1-yard run (Kellog kick)
BYU – Jones 13-yard pass from Wilson (Johnson kick)
IND – Harkrader 1-yard run (Kellog kick)
IND – Kellog 26-yard field goal
BYU – Johnson 29-yard field goal
BYU – Lane 15-yard pass from Wilson (Johnson kick)
BYU – Johnson 28-yard field goal
IND – Wilbur 62-yard punt return (Kellog kick)

GAME SUMMARY:

The 1979 season ended with BYU leading the nation in scoring, passing and total offense. At 11-0, the Cougars were one of the few undefeated, untied teams in the nation. Those kinds of credentials, along with its No. 9 national ranking in the UPI and AP polls made BYU the favorite over the at-large entry, Indiana. The opportunistic Hoosiers played the Cougars tough, holding a 21-17 lead at the half. BYU jumped ahead in the third quarter, 24-21, on a 13-yard pass from All-American Marc Wilson to Homer Jones. The Cougars fell behind, 31-24, but regained the lead at 34-31 on a 15-yard pass to Eric Lane. With 12:14 left to play, BYU padded the lead on the third field goal of the game by Brent Johnson. But midway through the fourth quarter, Indiana's Tim Wilbur returned a punt 62 yards to push the Hoosiers ahead 38-37. With 2:06 remaining, the Cougars moved the ball 69 yards to the Indiana 10. Then, with 11 seconds left, Johnson missed a 27-yard field goal that would have won the game. Wilson was voted the MVP on offense (28 of 43 for 380 yards) and Indiana's Wilbur won the honor for defense. Clay Brown caught nine passes for 142 yards. Lane grabbed nine passes for 79 yards and also scored a rushing touchdown. Jones scored a touchdown and had 126 yards on seven kickoff returns.

1980 HOLIDAY BOWL

12/19/80 SAN DIEGO, CALIF. (50,200)
BYU 46, SOUTHERN METHODIST 45

Brigham Young	7	6	6	27	46
Southern Methodist	19	10	9	7	45

TEAM STATISTICS	SMU	BYU
Rushes-Yards	66-393	24-(-2)
Passing Yards	53	446
Passes	6-11-0	32-49-1

SCORING:

SMU – Dickerson 15-yard run (Garcia kick)
SMU – James 45-yard run (Garcia kick)
SMU – Safety
SMU – Garcia 42-yard field goal
BYU – Brown 64-yard pass from McMahon (Gunterh kick)
SMU – James 3-yard pass from McIlhenry (Garcia kick)
SMU – Garcia 44-yard field goal
BYU – Sikahema 83-yard punt return (pass failed)
SMU – Dickerson 1-yard run (pass failed)
BYU – Brown 13-yard pass from McMahon (pass failed)
SMU – Garcia 42-yard field goal
BYU – Phillips 1-yard run (pass failed)
SMU – James 42-yard run (Garcia kick)
BYU – Braga 15-yard pass from McMahon (Pass failed)
BYU – Phillips 1-yard run (pass to Phillips)
BYU – Brown 41-yard pass from McMahon (Gunterh kick)

GAME SUMMARY:

One observer said the 1980 Holiday Bowl was actually two ball games--a contest which lasted most of four quarters and another of four minutes duration. SMU controlled the "first game," leaving the Cougars behind 20 points with only minutes remaining. Unfortunately, many fans either turned off their TV sets or left the stadium in San Diego before the "second game" began. In the final four minutes, BYU surged to a stunning 46-45 win. For 56 minutes the Mustangs taught the Cougars a lesson in running the football. The Mustangs' two great running backs, Craig James and Eric Dickerson, rushed for a combined total of 335 yards. With 4:07 remaining in the game, SMU scored to go ahead, 45-25. From there the Cougars connected on a TD pass, recovered an on-side kick, scored on a one-yard run by Scott Phillips, and blocked a punt. Finally, with three seconds left on the clock, Jim McMahon connected on a "Hail Mary" pass of 41 yards to Clay Brown. With the score tied, Kurt Gunther kicked the extra point to send BYU fans streaming onto the field. McMahon was 32 of 49 passes for 446 yards. It may have been the most exciting bowl game ever, with the Cougars getting 21 points in the final 2:33. Ironically, four passes on conversion attempts had failed before McMahon hit Phillips after the next-to-last touchdown to cut a 45-31 deficit to 45-39 and put the Cougars in a position to win the game with one more score. The 50-yard drive was set up when Todd Shell recovered a Brent Johnson on-side-kick at midfield. SMU got the ball back with 1:57 but had to punt. The kick was blocked by defensive back Bill Schoepflin and recovered by the SMU punter, Eric Kaifes, with 13 seconds left. McMahon threw one incomplete pass intended for Brown and another for Lloyd Jones before unleashing the famous pass to Brown in the end zone with no time left on the clock.



1981 HOLIDAY BOWL

12/18/81 SAN DIEGO CALIF. (52,419)

BYU 38, WASHINGTON STATE 36

Brigham Young	7	17	7	7	38
Washington St.	0	7	21	8	36

TEAM STATISTICS	WASH. ST.	BYU
Rushes-Yards	53-245	32-69
Passing Yards	106	368
Passes	8-25-2	28-44-0

SCORING:

BYU – Plater 35-yd pass fr. McMahon (Gunther kick)
BYU – Hudson 7-yd pass fr. McMahon (Gunther kick)
WSU – Turner 2-yd run (Leland kick)
BYU – Gunther 20-yd field goal
BYU – Hamilton 1-yd run (Gunther kick)
BYU – Holmoe 35-yd interception return (Gunther kick)
WSU – Lavomme 18-yd run (Beech pass)
WSU – Williams 5-yd run (pass failed)
WSU – Turner 13-yd run (Leland kick)
BYU – Pettis 11-yd pass fr. McMahon (Gunther kick)
WSU – Martin 1-yd run (Turner run)

GAME SUMMARY:

The 1981 edition of the Holiday Bowl fit the mold of its predecessors. This time it was the Cougars of BYU versus the Cougars of Washington State, playing before a crowd of 52,419. BYU held a 24-7 lead at halftime, then pushed the score to 31-7 as Tom Holmoe intercepted a pass and returned it 35 yards to give the WAC champions a comfortable edge. As the second half progressed, it appeared BYU would be the come-from-behind victim in this one. With only 59 seconds left in the third quarter, Washington State scored to make it 31-28. But Jim McMahon took over moving BYU 82 yards for a score to stretch the lead to 38-28. Statistically, it was a typical McMahon game, 27 of 43 with no interceptions and three touchdowns. Tight end Gordon Hudson had an excellent game, collecting seven catches for 126 yards and a touchdown. Dan Plater also caught a touchdown pass and Waymon Hamilton scored on the ground. Washington State quarterbacks Clete Casper and Ricky Turner completed only eight passes for 106 yards but Turner had 82 yards rushing while Don LaBomme had 79. Each team scored five touchdowns, so the difference actually came midway through the second quarter when Kurt Gunther connected on a 20-yard field goal after a BYU drive stalled on the Washington State three.

1982 HOLIDAY BOWL

12/17/82 SAN DIEGO CALIF. (52,533)

OHIO STATE 47, BYU 17

Ohio State	3	14	17	13	47
Brigham Young	0	10	0	7	17

TEAM STATISTICS	OHIO ST.	BYU
Rushes-Yards	66-329	18-60
Passing Yards	132	352
Passes	11-19-0	28-46-1

SCORING:

OSU – Spangler 47-yard field goal
BYU – Balholm 7-yard pass from Young (Gunther kick)
OSU – Spencer 61-yard run (Spangler kick)
OSU – Tomzak 3-yard run (Spangler kick)
BYU – Gunther 39-yard field goal
OSU – Broadnax 1-yard run (Spangler kick)
OSU – Spencer 18-yard run (Spangler kick)
OSU – Spangler 37-yard field goal
OSU – Gayle 1-yard run (Spangler kick)
BYU – Hudson 13-yard pass from Young (Gunther kick)
OSU – Gayle 5-yard run (kick failed)

GAME SUMMARY:

The Cougars had their two-game Holiday Bowl win streak snapped by Ohio State, 47-17. BYU's bubble burst at the outset of the third quarter, when the Buckeyes reeled off 17 unanswered points. Tim Spencer blew through the Cougar defense for 167 yards, including a record-setting 61-yard touchdown run in the second quarter that put Ohio State up, 10-7. Steve Young completed 27 of 45 passes for 341 yards, but BYU had a tough time getting into the end zone. The Cougars turned the ball over to Ohio State three times inside the 30 and saw the Buckeyes convert each turnover into a score. The Cougars took the lead early in the second quarter with a seven-yard strike to Neil Balholm. But Spencer's long gallop and a blocked punt put the Buckeyes up, 17-10, at halftime. Big fullback Vaughn Broadnax scored on the opening drive of the second half, and on the next play, Young was intercepted and Spencer ran 18 yards to put Ohio State in control for good. BYU's only other score came midway through the fourth quarter when Gordon Hudson caught a 13-yard pass. Ohio State quarterback Mike Tomzak had only 132 yards passing and no touchdowns, but his fleet of running backs scored six times on the ground. Ten different BYU players caught passes, led by Hudson with seven receptions for 81 yards and Balholm with 58 yards receiving.

1983 HOLIDAY BOWL

12/23/83 SAN DIEGO, CALIF. (51,480)
BYU 21, MISSOURI 17

Brigham Young	0	7	7	7	21
Missouri	7	3	0	7	17

TEAM STATISTICS	MISSOURI	BYU
Rushes-Yards	64-252	25-42
Passing Yards	86	328
Passes	7-16-2	25-37-3

SCORING:

MO – Drain 2-yard run (Burditt kick)
 BYU – Young 10-yard run (Johnson kick)
 MO – Burditt 37-yard field goal
 BYU – Stinnett 33-yard pass from Young (Johnson kick)
 MO – Drain 2-yard run (Burditt kick)
 BYU – Young 14-yard pass from Stinnett (Johnson kick)

GAME SUMMARY:

Yet another chapter was added to the saga of impossible, thrilling Holiday Bowl finishes when BYU defeated Missouri, 21-17. The game was billed as a classic matchup between Missouri's stubborn defense and BYU's explosive offense, led by quarterback Steve Young. Missouri held BYU to just 167 yards and seven points in the first half, while BYU's defense allowed the Tigers only 157 yards and 10 points. Missouri got its first-half points on a two-yard run by Eric Drain and a 37-yard field goal by Brad Burditt. BYU's touchdown came on a 10-yard quarterback draw by Young. In the second half, Young hit Eddie Stinnett with a 33-yard touchdown pass. Missouri came right back with another two-yard plunge by Drain. A valiant goal-line stand by BYU gave the Cougars the ball on the six-yard-line with 3:57 left in the game. Led by Young, the Cougars moved down the field to the Missouri 15 with under a minute to play. On first-and-10 at the Tigers' 15, Young handed to Stinnett, who faked a sweep right and threw back across the field to Young. The Stinnett pass barely cleared the outstretched hands of Missouri's Bobby Bell allowing Young to gather it in and scramble 15 yards to the end zone. The PAT gave BYU a 21-17 lead with 23 seconds left. Kyle Morrell intercepted a Missouri desperation pass at the BYU two-yard line and returned it to the 17 to seal the win.

1984 HOLIDAY BOWL

12/21/84 SAN DIEGO, CALIF. (61,243)
BYU 24, MICHIGAN 17

Brigham Young	0	10	0	14	24
Michigan	0	7	7	3	17

TEAM STATISTICS	MICHIGAN	BYU
Rushes-Yards	49-120	27-112
Passing Yards	82	371
Passes	7-15-1	35-49-3

SCORING:

BYU – Smith 5-yard run (Johnson kick)
 UM – Rogers 5-yard run (Bergeron kick)
 BYU – Johnson 31-yard field goal
 UM – Perryman 10-yard pass from Zurbrugg (Bergeron kick)
 UM – Bergeron 32-yard field goal
 BYU – Kozłowski 7-yard pass from Bosco (Johnson kick)
 BYU – Smith 13-yard pass from Bosco (Johnson kick)

GAME SUMMARY:

Holiday Bowl VII lived up to all the glamour and excitement of the previous six bowls, plus it had a new dimension--national championship luster--thanks to BYU's undefeated, untied season and No. 1 ranking. The 24-17 Cougar victory marked the first time in years that a non-New Year's Day bowl game determined the national championship. The contest was played in typical Holiday Bowl fashion. After a scoreless first quarter in which Cougar quarterback Robbie Bosco was forced to the sideline with an injured knee and ankle, the game began to develop drama. BYU scored first with 8:37 left in the first half on a five-yard run by Kelly Smith. The touchdown was set up when a limping Bosco returned to the lineup and engineered an 80-yard drive. The Wolverines responded by putting together an 80-yard scoring drive of their own, culminating on Rick Rogers' five-yard touchdown run up the middle. The PAT tied the score at seven. The tie was short-lived however, as a 31-yard field goal by Lee Johnson with time running out in the first half gave BYU a 10-7 lead at the break. Midway through the third period, Michigan went on top for the first time at 14-10 on a 10-yard scoring strike from Bob Zurbrugg to Bob Perryman. The Wolverines added to their lead when Bob Bergeron nailed a 32-yard field goal to make the Michigan lead 17-10 with 14:14 to play. The Cougar offense then produced an 80-yard drive that culminated with a seven-yard Bosco-to-Glen Kozłowski touchdown pass to tie the game at 17 with 10:51 to go. Bosco's 13-yard scoring toss to Smith with 1:23 remaining made it 24-17. Two plays later Marv Allen intercepted a pass to clinch a 13-0 season and the Cougars' first-ever national championship. David Mills finished with 11 catches for 103 yards receiving and Smith had 10 for 88. Lakei Heimuli led BYU with 82 yards rushing while Bob Perryman had 110 for Michigan.



1985 CITRUS BOWL

12/28/85 ORLANDO, FLA. (50,920)
OHIO STATE 10, BYU 7

Ohio State	0	3	7	0	10
Brigham Young	0	7	0	0	7

TEAM STATISTICS	OHIO ST.	BYU
Rushes-Yards	42-133	22-88
Passing Yards	196	261
Passes	19-36-0	26-50-4

SCORING:

OSU – Spangler 47-yard field goal
BYU – Miles 38 yard pass from Bosco (Webster kick)
OSU – Kolic 14 pass interception (Spangler kick)

GAME SUMMARY:

In what promised to be an offensive showdown between pass-happy BYU (11-2) and rough and tumble Ohio State (8-3), two of the nation's top defenses took center stage. In fact, the game's only touchdowns were produced by a noseguard on an interception and a reserve wide receiver on a broken play. Buckeye kicker Rich Spangler tallied the first points of the game with a 47-yard field goal early in the second quarter to give Ohio State a 3-0 lead. BYU attempted to answer with a long drive of its own, only to come away empty after Vai Sikahema fumbled on an apparent touchdown plunge. Before the first half ended, quarterback Robbie Bosco rolled left, whirled right and found wide receiver David Miles on a 38-yard strike to give the Cougars a 7-3 halftime lead. In the second half, Ohio State noseguard Larry Kolic intercepted Bosco and took it in for a touchdown to give the Buckeyes a 10-7 lead. Leon White and Kyle Whittingham recovered fumbles but Kolic got another interception and Terry White intercepted two in the end zone to stop BYU threats—one with 3:38 to play and again with three seconds left. Ohio State was the benefactor of six Cougar turnovers, and the Buckeyes went home the victor. Mark Bellini had 89 yards receiving while Lakei Heimuli added 10 receptions for 77 yards.

1986 FREEDOM BOWL

12/30/86 ANAHEIM, CALIF. (55,422)
UCLA 31, BYU 10

UCLA	7	0	17	7	31
Brigham Young	3	0	0	7	10

TEAM STATISTICS	UCLA	BYU
Rushes-Yards	49-423	43-73
Passing Yards	95	221
Passes	8-21-1	25-43-3

SCORING:

BYU – Chitty 32-yard field goal
UCLA – Green 3-yard run (Franekey kick)
UCLA – Green 1-yard run (Franekey kick)
UCLA – Franekey 49-yard field goal
UCLA – Green 79-yard run (Franekey kick)
UCLA – Dorrell 13-yard pass from Green (Franekey kick)
BYU – Hansen 3-yard run (Chitty kick)

GAME SUMMARY:

Although BYU failed to win the WAC title, the Cougars kept alive an impressive streak of nine bowl appearances in a row by being invited to the third annual Freedom Bowl. There they met familiar foe UCLA. The two teams had met in 1985 when the Bruins came from behind to win a tough game in Provo, 27-24. The Freedom Bowl, however, proved different as UCLA outstanding running back Gaston Green broke open a close game in the third quarter and the Bruins went on to win 31-10. Green finished with 266 yards on 33 carries. The first half was all defense as the two teams punted nine times in the first 30 minutes. BYU struck first when linebacker Andy Katoa recovered a UCLA fumble at the Bruin 47 and Leonard Chitty put the Cougars ahead 3-0 with a 32-yard field goal. UCLA stormed ahead to stay with a 71-yard touchdown drive highlighted by a 49-yard run on a reverse by Bruin receiver Karl Dorrell. From then on, it was UCLA most of the way. Cougar quarterbacks Bob Jensen and Mike Young managed to pass for over 200 yards, but UCLA and Green did most of the damage. Costly injuries to standouts Mark Bellini and Katoa hindered the Cougar effort, but Outland Trophy winner Jason Buck turned in another strong effort.

1987 ALL-AMERICAN BOWL

12/22/87 BIRMINGHAM, ALA. (37,000)
VIRGINIA 22, BYU 16

Virginia	7	7	0	8	22
Brigham Young	3	0	6	7	16

TEAM STATISTICS	VIRGINIA	BYU
Rushes-Yards	3-187	26-95
Passing Yards	162	394
Passes	10-19-2	37-61-1

SCORING:

BYU – Chitty 20-yard field goal
UVA – Secules 2-yd run (Inderlied kick)
UVA – Morgan 25-yd run (Inderlied kick)
BYU – Whittingham 8-yd run (pass failed)
UVA – Ford 22-yd pass from Secules (Wilson pass)
BYU – Whittingham 1-yd pass from Covey (Chitty kick)

GAME SUMMARY:

The 11th annual All-American Bowl began with temperatures in the 40s and BYU never warmed up. The Cougars' 10th-consecutive bowl appearance included several records, but BYU lost 22-16 in its first-ever meeting with Virginia. Sean Covey attempted 61 passes, David Miles had 188 yards in receptions and Pat Thompson only punted once, but BYU fell short several times. Darren Handley, BYU's leading receiver, dropped a touchdown pass in the first quarter before BYU settled for a 20-yard field goal by Leonard Chitty. However, Chitty, who set a season best for field goals (18) and consecutive PATs (29), missed from 51 and 47 yards as Virginia took a 14-3 lead into the intermission. BYU got to the Virginia two-yard-line midway through the third quarter only to have a fourth-down pass tipped away. Later, Freddie Whittingham scampered eight yards to cut the lead to 14-9 at the end of the third quarter. Virginia, led by quarterback Scott Secules, the game's MVP, made a crucial 76-yard drive to go ahead 22-9 with 11 minutes left. Then, BYU went the same distance to score on a one-yard pass to Whittingham with seven minutes remaining. But that was as close as the Cougars would get. Ironically, nine years earlier on the same date Virginia coach George Welsh was head coach of Navy, which beat BYU 23-16 in the inaugural Holiday Bowl.



1988 FREEDOM BOWL

12/29/88 ANAHEIM, CALIF. (35,941)
BYU 20, COLORADO 17

Brigham Young	7	0	7	6	20
Colorado	7	7	0	3	17

TEAM STATISTICS	COL	BYU
Rushes-Yards	60-273	42-152
Passing Yards	64	168
Passes	5-16-2	15-27-1

SCORING:

COL – Bieniemy 1-yard run (Blottiaux kick)
BYU – Salido 19-yard pass from Covey (Chaffetz kick)
COL – Bieniemy 1-yard run (Blottiaux kick)
BYU – Cutler 14-yard pass from Detmer (Chaffetz kick)
COL – Blottiaux 19-yard field goal
BYU – Chaffetz 31-yard field goal
BYU – Chaffetz 35-yard field goal

GAME SUMMARY:

A star was born in the fifth annual Freedom Bowl when Ty Detmer came off the bench to earn MVP honors while leading the Cougars to an upset victory over Colorado. Cool weather didn't hamper diminutive Eric Bieniemy, who rushed 33 times for 144 yards and two touchdowns. But his heroics couldn't offset Detmer's 11 for 17 and 129 yards in the second half. Scott Peterson made an interception to set up the game-winning field goal. It was an exciting contest for the 35,941 fans (49,694 tickets were sold) in attendance. A fumble at midfield led to the Buffaloes' first score, before Sean Covey found Mike Salido to tie the score. An interception in the end zone stopped a BYU drive early in the second quarter as the Cougars trailed at the half, 14-7. A Detmer to Chuck Cutler pass tied the game in the third quarter but Colorado took a 17-14 lead early in the final quarter. BYU then moved from its own four to the Buffalo 14 and tied the game with 4:11 left on a 31-yarder by Chaffetz. Three plays later, Peterson's interception and a 15-yard penalty put the ball at the Colorado 32. With 2:33 left, Chaffetz booted a 35-yarder for the victory. Halfback Matt Bellini carried eight times for 78 yards and caught four passes for 41 yards.

1989 HOLIDAY BOWL

12/29/89 SAN DIEGO, CALIF. (61,113)
PENN STATE 50, BYU 39

Penn State	3	9	17	21	50
Brigham Young	3	10	13	13	39

TEAM STATISTICS	PENN. ST.	BYU
Rushes-Yards	54-249	23-75
Passing Yards	215	576
Passes	11-21-14	2-59-2

SCORING:

PSU – Tarasi 30-yard field goal
BYU – Chaffetz 20-yard field goal
PSU – Smith 24-yard pass from Sacca (kick failed)
BYU – Detmer 1-yard run (Chaffetz kick)
PSU – Tarasi 36-yard field goal
BYU – Chaffetz 22-yard field goal
PSU – Tarasi 51-yard field goal
PSU – Thompson 16-yard run (Tarasi kick)
BYU – Detmer 1-yard run (kick failed)
PSU – Thompson 14-yard run (Tarasi kick)
BYU – Boyce 12-yard pass from Detmer (Chaffetz kick)
PSU – Thomas 7-yard run (run failed)
PSU – Daniels 52-yard pass from Sacca (pass failed)
BYU – Whittingham 10-yard run (Chaffetz kick)
BYU – Nyberg 3-yard pass from Detmer (pass failed)
PSU – Collins 2-point conversion int. return
PSU – Brown 53 fumble return (kick)

GAME SUMMARY:

Two unusual plays late in the game kept BYU from downing Penn State and offset 576 yards passing by Ty Detmer—the highest total ever in a bowl game. For his effort, and thanks to blocking from Outland Trophy winner Mohammed Elewonibi, Detmer had the rare privilege of sharing MVP honors despite playing on the losing team. BYU trailed 41-26 with nine and a half minutes remaining and scored twice to cut the lead to 41-39 with 2:30 to play. The Cougars went for a two-point conversion to tie the game, but Detmer's pass was intercepted in the end zone by Penn State linebacker Andre Collins and returned 102 yards for two points. Down 43-39, the Cougars, led by Bob Davis, forced the Lions to punt, giving BYU the ball on its own 12 with two minutes left. Passes to Brent Nyberg, Matt Bellini, Chris Smith and Andy Boyce moved the ball to the Penn State 38 with a minute left to play. Then, what appeared to be a sack by Penn State safety Gary Brown turned into a score for the Nittany Lions. Brown stripped the ball from Detmer at the Penn State 47 and raced 53 yards for the score. Penn State finished the season ranked 14th by UPI and 15th by AP and CNN/USA Today. BYU was 18th in the UPI poll and 22nd in the others.

1990 HOLIDAY BOWL

12/29/90 SAN DIEGO, CALIF. (61,441)
TEXAS A&M 65, BYU 14

Texas A&M	14	23	7	21	65
Brigham Young	7	0	7	0	14

TEAM STATISTICS	TEXAS A&M	BYU
Rushes-Yards	64-356	21-(-12)
Passing Yards	324	197
Passes	16-18-0	15-32-1

SCORING:

TAM – R. Wilson 1-yard run (Talbot kick)
BYU – C. Smith 8-yard pass from Detmer (kick)
TAM – D. Lewis 6-yard run (Talbot kick)
TAM – Richardson 6-yard run (kick)
TAM – Safety
TAM – Richardson 22 pass from D. Lewis (kick)
TAM – Garrett 6-yard pass from Richardson (Talbot kick)
BYU – Clark 1-yard pass from Evans (kick)
TAM – Richardson 27-yard run (kick)
TAM – D. Lewis 3-yard run (Talbot kick)
TAM – Paterson 14-yard pass from Pavlas (kick)
TAM – Kralh 9-yard pass from Pavlas (Talbot kick)

GAME SUMMARY:

Led by quarterback Bucky Richardson and All-American running back Darren Lewis, underdog Texas A&M was out to show it belonged among the nation's elite. The Cougars entered the game beat up. Defensive backs Tony Crutchfield and Norm Dixon weren't able to suit up and Heisman Trophy winner Ty Detmer was playing with a slight separation in his non-throwing shoulder. The second-largest Holiday Bowl crowd ever (61,441) watched the Aggies march 80 yards in 13 plays to take a 7-0 lead. The Cougars tied the score on an eight-yard Detmer-to-Chris Smith touchdown pass, but after that, the game was all Texas A&M. The Aggies went on to score 23 points in the second quarter en route to a 37-7 halftime lead. With the game out of hand, the big story was William Thomas' crunching sack that separated Detmer's throwing shoulder and put him out of the game early in the third quarter. The Aggies continued to dominate by racking up nearly 200 yards rushing in the second half. Texas A&M's Richardson would go on to be named Offensive Player of the Game by piling up 344 yards in total offense. Thomas was named the top defensive player. BYU finished the season ranked 17th by UPI, 20th by CNN/USA Today and 22nd by AP. BYU had been as high as fourth prior to its first loss.



1991 HOLIDAY BOWL

12/30/91 SAN DIEGO, CALIF. (60,646)
BYU 13, IOWA 13

Brigham Young	0	6	0	7	13
Iowa	6	7	0	0	13

TEAM STATISTICS	IOWA	BYU
Rushes-Yards	33-125	33-80
Passing Yards	221	350
Passes	19-28-1	29-44-1

SCORING:

Iowa – Saunders 13-yard run (kick failed)
Iowa – Saunders 5-yard run (Skillett kick)
BYU – Tuipulotu 9-yard pass from Detmer (kick failed)
BYU – Anderson 26-yard pass from Detmer (kick)

GAME SUMMARY:

A tipped pass that was picked off in the end zone with less than 30 seconds remaining stifled BYU's hopes of knocking off seventh-ranked Iowa in the 14th annual Holiday Bowl. Ty Detmer turned in another great performance in his last appearance as a Cougar, passing for 350 yards and two touchdowns against a team that led the Big 10 in defense and sacks. Quarterback Matt Rodgers led Iowa on a 74-yard scoring march on the game's opening drive. The Hawkeyes also scored on another long drive in the second quarter. Down 13-0, BYU finally got things rolling. Starting on the BYU 22, Detmer connected on five of six passes to move the Cougars to the Iowa nine. From there, he found fullback Peter Tuipulotu for the touchdown. The PAT failed and the halftime score was 13-6. BYU opened the fourth with an 87-yard drive that culminated with a Detmer-to-Tyler Anderson touchdown from 29 yards out. Earl Kauffman connected on the PAT to tie the score at 13. Each team threatened to score late in the fourth quarter. Iowa missed a 40-yard field goal with 4:19 left. On the game's final drive the Cougars moved inside the Iowa 20 with 33 seconds left to play, but Detmer's pass to tight end Byron Rex was tipped and picked off by Hawkeye safety Carlos James in the end zone to preserve the tie. Josh Arnold of BYU earned defensive MVP honors as BYU finished the season ranked 23rd in the AP and CNN/USA Today polls. Iowa was 10th in both polls.

1992 ALOHA BOWL

12/25/92 HONOLULU, HAWAII (42,933)
KANSAS 23, BYU 20

Kansas	9	3	0	11	23
Brigham Young	7	7	6	0	20

TEAM STATISTICS	KANSAS	BYU
Rushes-Yards	49-172	32-142
Passing Yards	200	262
Passes	12-24-0	15-31-1

SCORING:

BYU – Heimuli 94-yard kickoff return (Lauder kick)
KU – Harris 74-yard pass from Gay (Eichloff kick)
KU – Safety, Stubblefield
BYU – Willis 29-yard run (Lauder kick)
KU – Eichloff 42-yard field goal
BYU – Sterling 10-yard pass from Young (pass failed)
KU – Hilleary 1-yard run (Hilleary run)
KU – Eichloff 48-yard field goal

GAME SUMMARY:

Kansas kicker Dan Eichloff booted a 48-yard field goal with 2:57 left to play, giving the Jayhawks a victory over BYU, the WAC tri-champion. Tom Young, who completed 15 of 31 passes for 262 yards in his first varsity start, was named Most Valuable Player for BYU. Tackle Dana Stubblefield, who had three of the six sacks on Young, won the honor for Kansas. Young had been pressed into action when Ryan Hancock suffered knee ligament damage against Utah in the final regular-season game. The Cougars took an early lead when Hema Heimuli scrambled 94 yards on the opening kickoff for a score. Kansas tied the game two plays later when wide receiver Matt Gay threw a 74-yard touchdown pass to tight end Rodney Harris. BYU took a 14-9 lead in the second quarter when Jamal Willis ran 29 yards for a score. Eichloff then cut the halftime score to 14-12 with a 42-yard field goal. But the kicking game would prove the downfall as the Cougars missed a 36-yard field goal in the first quarter as well as a 31-yarder and misplayed an extra point attempt in the third quarter. Young threw 10 yards to Otis Sterling for the only score of the third quarter. Kansas quarterback Chip Hilleary then tied the game by directing a 75-yard drive in a minute and a half, scoring the touchdown and then running for a two-point conversion.

1993 HOLIDAY BOWL

12/30/93 SAN DIEGO, CALIF. (52,108)
OHIO STATE 28, BYU 21

Ohio State	14	7	7	0	28
Brigham Young	7	14	0	0	21

TEAM STATISTICS	OHIO ST.	BYU
Rushes-Yards	56-330	26-50
Passing Yards	61	389
Passes	6-13-0	25-44-1

SCORING:

OSU – Patillo 4-yard punt return
BYU – Willis 27-yard pass from Walsh (Herrick kick)
OSU – Harris 2-yard run (Williams kick)
OSU – Harris 2-yard run (Williams kick)
BYU – Lewis 8-yard pass from Walsh (Herrick kick)
BYU – Doman 27-yard pass from Walsh (Herrick kick)
OSU – Harris 1-yard run (Williams kick)

GAME SUMMARY:

The Cougars took Big 10 Co-Champion Ohio State to the wire at the 16th annual Holiday Bowl and came up just short. BYU had four downs and 32 seconds to tie or win the game from the OSU six-yard line, but four-straight John Walsh passes into the end zone fell to the ground and OSU slipped away with the win. BYU got to the Ohio State six, 14 and 22-yard lines in the second half without scoring. Meanwhile, Raymont Harris, OSU's senior halfback, battered the BYU defense all night long, scoring three touchdowns on his way to a record 235 yards rushing. Despite Harris' rushing, the Cougars managed to go into the halftime break tied at 21. Chad Lewis made a spectacular one-handed touchdown grab in the corner of the end zone to bail the Cougars out of a fourth-and-eight situation. After Harris' short touchdown run late in the third, BYU and OSU traded possessions until late into the fourth quarter. After forcing a rare Buckeye punt, BYU got the ball back on its own 42 with 43 seconds left. On first down, Walsh hooked up with senior co-captain Eric Drage who ran away from Buckeye defenders and advanced the ball 52 yards to the OSU six-yard line. Walsh had 389 yards and fullback Kalin Hall rushed for 42 yards on 11 carries. Tyler Anderson returned five kicks for 145 yards, including an exciting 45-yarder. Harris and Walsh shared MVP honors.

1994 COPPER BOWL

12/29/94 TUCSON, ARIZ. (45,122)
BYU 31, OKLAHOMA 6

Brigham Young	7	10	7	7	31
Oklahoma	0	0	0	6	6

TEAM STATISTICS	OKLAHOMA	BYU
Rushes-Yards	33-72	33-71
Passing Yards	163	485
Passes	13-30-1	32-46-0

SCORING:

BYU – Doman 7-yard pass from Walsh (Lauder kick)

BYU – Lauder 22-yard field goal

BYU – Johnston 25-yard pass from Walsh (Lauder kick)

BYU – Johnston 4-yard pass from Walsh (Lauder kick)

OK – Moore 2-yard run (Kick failed)

BYU – Doman 28-yard pass from Walsh (Lauder kick)

GAME SUMMARY:

BYU fans celebrated the New Year early as the Cougars dominated Oklahoma and ended its five-year winning drought in bowl games. Quarterback John Walsh and the offense clicked on all cylinders and the Cougars' defense was dominating throughout the ESPN telecast. Walsh threw a seven-yard TD pass to Bryce Doman in the first quarter and had a 25-yard pass to Mike Johnston in the second quarter. A four-yard scoring pass to Johnston in the third quarter and a 28-yard touchdown pass to Doman in the fourth quarter vaulted Walsh's stats to 454 yards and four touchdowns on 31 of 45 passes with no interceptions against the Sooners defense which had held national champion Nebraska to 13 points. BYU's defense was dominating as it held Oklahoma to just 72 yards rushing and 163 yards passing—most of those in the last quarter. The Sooners did not cross midfield until their ninth possession on the second-to-last play of the third quarter. Jamal Willis caught seven passes for 103 yards and was chosen Offensive Player of the Game. Walsh was named MVP in what would be his final game at BYU. BYU finished 10th in the CNW/USA Today poll and 18th in the Associated Press poll.

1996 COTTON BOWL

1/1/97 DALLAS, TEXAS (71,928)
BYU 19, KANSAS STATE 15

Brigham Young	5	0	0	14	19
Kansas State	0	8	7	0	15

TEAM STATISTICS	KANSAS ST.	BYU
Rushes-Yards	32-41	36-59
Passing Yards	233	291
Passes	14-28-2	21-36-1

SCORING:

BYU – Muirbrook safety

BYU – Pochman 39-yard field goal

KSU – Anderson 41-yard pass from Kavanagh (Lawrence run)

KSU – Lockett 72-yard pass from Kavanagh (Rheem kick)

BYU – Dye 32-yard pass from Sarkisian (Pochman kick)

BYU – Kealaluhi 28-yard pass from Sarkisian (Pochman kick)

GAME SUMMARY:

BYU assumed the nation's longest winning streak with a come-from-behind 19-15 victory in the 61st annual Cotton Bowl. It was the first New Year's Day appearance for both 14th-ranked Kansas State and fifth-ranked BYU. More than 40,000-purple clad Kansas State supporters outnumbered the 15,000 Cougar patrons as 71,928 fans filled the Cotton Bowl. BYU got on the board first with a safety, then turned the ensuing punt into a field goal to lead 5-0 in the first quarter. The safety came when linebacker Shay Muirbrook, the game's defensive MVP, collected one of his six sacks. Kansas State took a half-time lead with a 41-yard "Hail Mary" pass and a successful two-point conversion with no time left on the clock. The Wildcats increased the lead to 15-5 in the third quarter when offensive co-MVP Kevin Lockett caught a 72-yard TD. Fueled by consecutive controversial interference no-calls, quarterback Steve Sarkisian engineered two fourth-quarter drives capped by touchdown passes of 32 yards to James Dye and 28 yards to K.O. Kealaluhi. Sarkisian, an offensive co-MVP, completed 21 passes to tie a Cotton Bowl record held by Roger Staubach of Navy. KSU drove the length of the field before Cougar cornerback Omar Morgan juggled an interception from a Wildcat slant pattern at the 12 yard line to secure the game.





BYU BOWL HISTORY

1998 LIBERTY BOWL

12/21/98 MEMPHIS, TENN. (52,192)
TULANE 41, BYU 27

Brigham Young	6	0	0	21	27
Tulane	10	10	14	7	41

TEAM STATISTICS TULANE	BYU
Rushes-Yards	41-252 25-54
Passing Yards	276 267
Passes	23-38-0 27-44-1

SCORING:

BYU – Horton 11-yard pass from Feterik (kick failed)
TUL – Palazzo 31-yard field goal
TUL – Jordan 79-yard interception return (Palazzo kick)
TUL – King 3-yard run (Palazzo kick)
TUL – Palazzo 23-yard field goal
TUL – Cook 60-yard pass from King (Palazzo kick)
TUL – Darte 13-yard pass from King (Palazzo kick)
BYU – Cupp 3-yard run (Pochman kick)
TUL – Converse 5-yard run (Palazzo kick)
BYU – Cupp 18-yard pass from Feterik (Pochman kick)
BYU – Mahe 3-yard run (Pochman kick)

GAME SUMMARY:

In BYU's first ever appearance at the Liberty Bowl, the Cougars ran into 10th-ranked Tulane that entered the New Year's Eve game with a perfect season record. The Cougars struck first on an 11-yard pass from Kevin Feterik to receiver Ben Horton. Tulane would score 20 unanswered points in the first half. With just 41 seconds remaining in the half, BYU looked to put an end to the Green Wave momentum, but came up short as Feterik was sacked by Phil Henderson for a 10-yard loss to end the half. Things didn't get much better for the Cougars in the second half, as Tulane scored its third touchdown of the game on the opening drive of the half. On its next possession, the Green Wave would strike again on a 13-yard pass from King to Jamaican Darte to give Tulane a 34-6 lead with just over seven minutes remaining in the third quarter. On its first drive of the final period, BYU scored for the first time since the 8:49 mark in the first half on an Aaron Cupp three-yard run. Trailing by 28 midway through the fourth quarter, BYU finally crossed the Tulane 20-yard line for the first time since the first half and went on to score 14 unanswered points before time expired.

1999 MOTOR CITY BOWL

12/27/99 DETROIT, MICH. (44,863)
MARSHALL 21, BYU 3

Brigham Young	3	0	0	0	3
Marshall	0	7	7	7	21

TEAM STATISTICS MARSHALL	BYU
Rushes-Yards	31-147 30-(-16)
Passing Yards	207 220
Passes	17-28-1 16-29-2

SCORING:

BYU – Pochman 28-yard field goal
MU – Chapman 30-yard pass
Pennington (Malashevich kick)
MU – Chapman 87-yard run (Malashevich kick)
MU – Chapman 1-yard run (Malashevich kick)

GAME SUMMARY:

BYU squared off against Marshall in the first meeting between the two schools at the Cougars' first-ever appearance in the third annual Motor City Bowl. The Cougars scored first on a field goal by Owen Pochman with 1:58 remaining in the first quarter. That score was set up by a pair of 20-plus yard receptions by Donny Atuala and Jonathan Pittman. In the second quarter, Marshall drove the ball down to the BYU five-yard line, but failed to convert as a 22-yard field goal attempt by Billy Malashevich missed wide to the right. On the Herd's next possession, Chad Pennington put Marshall on the board with a 30-yard touchdown pass to Doug Chapman. On BYU's ensuing drive, Feterik connected with Margin Hooks for a 67-yard pass play that took the Cougars all the way to the nine-yard line. However, the Cougars couldn't capitalize inside the red zone and Feterik suffered a collarbone injury off a blindside corner blitz. Pochman, who had connected on 18 of 25 attempts in the regular season, missed wide left on his field goal attempt. Feterik attempted to play in the second half, but left the game midway in the third quarter when freshman Bret Engemann took the QB controls. Just before the end of the third quarter, Marshall struck a big play when Chapman rushed 87 yards for a touchdown. To cap off his MVP performance, Chapman scored Marshall's final touchdown. The Cougars missed a final chance to score when Brian Gray had a clear path to the end zone, but dropped a sure interception.

2001 LIBERTY BOWL

12/31/01 MEMPHIS, TENN. (58,968)
LOUISVILLE 28, BYU 10

Louisville	7	7	7	7	28
Brigham Young	0	7	3	0	10

TEAM STATISTICS LOUISVILLE	BYU
Rushes-Yards	37-58 32-84
Passing Yards	228 192
Passes	19-28-1 8-38-3

SCORING:

LOU – Miller 1-yard run (Smith kick)
BYU – Rykert 10-yard run (Payne kick)
LOU – Mattingly 1-yard pass from Ragone (Smith kick)
BYU – Payne 29-yard field goal
LOU – Branch 34-yard pass from Ragone (Smith kick)
LOU – Ghent 27-yard pass from Ragone (Smith kick)

GAME SUMMARY:

The champions of the MWC faced Louisville, the champions of Conference USA. The Cardinals, led by quarterback Dave Ragone, took an early lead, scoring on a one-yard dive by Henry Miller that was set up by Zek Parker's 70-yard return on the opening kickoff. Midway through the second quarter the Cougar offense came alive, driving to the Louisville 10-yard line. Quarterback Brandon Doman dropped back and rolled right as if to pass, then turned to his left and threw the ball to Dustin Rykert on a tackle-eligible play. All 6-foot-7, 305 pounds of offensive tackle outran the Cardinal defense to the corner and rumbled 10 yards to the end zone to tie the game 7-7. Louisville just managed to take a 14-7 lead into the break, scoring with only 14 seconds left. Louisville contained the Cougar attack for the remainder of the game while reaching the end zone two more times. Although Louisville went on to win 28-10, BYU's defense played one of its best games of the season, holding the Cardinals' high-powered offense to 228 yards passing and only 58 yards rushing.



2005 LAS VEGAS BOWL

12/22/05 LAS VEGAS, NEV. (40,053)
CAL 35, BYU 28

Cal	7	14	14	0	35
Brigham Young	0	14	0	14	28

TEAM STATISTICS	CAL	BYU
Rushes-Yards	43-241	27-94
Passing Yards	228	352
Passes	16-23-0	35-53-2

SCORING:

CAL – Lynch 3-yard run (Scheider kick)
BYU – C. Brown 19-yard pass from Beck (McLaughlin kick)
CAL – Lynch 23-yard run (Scheider kick)
BYU – Tahi 3-yard run (McLaughlin kick)
CAL – Jackson 42-yard pass Levy (Scheider kick)
CAL – Lynch 35-yard run (Scheider kick)
CAL – Jackson 22-yard pass Levy (Scheider kick)
BYU – Harline 14-yard pass from Beck (McLaughlin kick)
BYU – Watkins 9-yard pass from Beck (McLaughlin kick)

GAME SUMMARY:

Trailing 35-14 in the fourth quarter, BYU stormed back with two touchdowns and had the ball with 2:20 remaining, but John Beck was intercepted after being hit when releasing the ball, ending the Cougars' comeback hopes. Beck had a record-setting performance, completing 35 of 53 attempts for 352 yards and three touchdowns. The 35 completions, 53 attempts and 352 yards were all Las Vegas Bowl records. Nathan Meikle caught a game-high 12 passes for 95 yards while Jonny Harline had seven receptions for 73 yards and one score and Todd Watkins added five catches for 95 yards and a touchdown. BYU fell behind 7-0 in the first quarter but scored early in the second when Beck found Curtis Brown for a 19-yard touchdown pass. California scored again but Fahu Tahi scored on a three-yard run to tie the game at 14 with 38 seconds left in the second quarter. The Golden Bears struck again before the half, going 58 yards in 27 seconds to take a 21-14 lead into the locker room. In the fourth, Beck engineered a 74-yard drive that ended with Harline scoring and then a 96-yard drive that ended with Watkins catching a nine-yard touchdown pass from Beck. California's ensuing drive ended with a missed field goal and the Cougars had a chance to tie but the drive ended on Beck's interception.

2006 LAS VEGAS BOWL

12/21/06 LAS VEGAS, NEV. (44,615)
BYU 38, OREGON 8

BYU	0	17	7	14	38
Oregon	0	0	0	8	8

TEAM STATISTICS	OREGON	BYU
Rushes-Yards	30-94	31-173
Passing Yards	166	375
Passes	16-34-2	28-47-2

SCORING:

BYU – McLaughlin 24-yard field goal
BYU – Brown 6-yard run (McLaughlin kick)
BYU – Harline 41-yard pass from Beck (McLaughlin kick)
BYU – Brown 4-yard run (kick)
BYU – Beck 13-yard run (kick)
ORE – Paysinger 47-yard pass from Dixon (2 pt.)
BYU – Tonga 17-yard pass from Beck (McLaughlin kick)

GAME SUMMARY:

The 2006 BYU championship run ended with a Pioneer PureVision Las Vegas Bowl championship as the Cougars (11-2) dominated Oregon (7-6), 38-8, to finish the season with a 10-game winning streak in front of a Sam Boyd Stadium record crowd of 44,615. The Mountain West Conference champion BYU team set a school record for margin of victory in a bowl game, beating the Ducks by 30 points. Previously, the largest margin of victory for a BYU team in a bowl game was a 25-point defeat of Oklahoma in the 1994 Copper Bowl. BYU dominated all facets of the game, out-gaining Oregon 548 total yards to 260 total yards. BYU passed for 375 compared to Oregon's 166 and rushed for 173 compared to the Ducks 94. BYU seniors John Beck, Jonny Harline and Curtis Brown finished their careers in style. Beck completed 28 of 46 passes for 375 yards and two touchdowns. Harline, who was named Pioneer PureVision Las Vegas Bowl MVP, caught nine passes for a career-best – and Pioneer PureVision Las Vegas Bowl record – 181 yards and a touchdown. Brown had 17 carries for 120 yards and two touchdowns and also caught seven passes for 55 yards. Brown also became the first BYU runner to rush for over 1,000 yards in consecutive seasons. Beck and Brown became the first quarterback/running back combo to pass for 3,000 yards and rush for 1,000 in the same season twice.

2007 LAS VEGAS BOWL

12/22/07 LAS VEGAS, NEV. (40,712)
BYU 17, UCLA 16

UCLA	3	10	0	3	16
BYU	3	14	0	0	17

TEAM STATISTICS	UCLA	BYU
Rushes-Yards	47-162	28-34
Passing Yards	154	231
Passes	11-29-1	21-35-0

SCORING:

UCLA – Forbath 22-yard field goal
BYU – Payne 29-yard field goal
BYU – Collie 14-yard pass from Hall (Payne kick)
UCLA – Forbath 52-yard field goal
BYU – Reed 13-yd pass from Hall (Payne kick)
UCLA – Breazell 4-yard pass Bethel-Thomp. (Forbath kick)
UCLA – Forbath 50-yard field goal

GAME SUMMARY:

No. 17 BYU (11-2) won its second consecutive Las Vegas Bowl, 17-16, against UCLA (6-7) in dramatic fashion -- by blocking the Bruins' potential game-winning field goal attempt as time expired. With only three ticks on the clock, true freshman Eathyn Manumaleuna extended his right hand at the right time to block UCLA's potential game-winning, 28-yard field goal as time expired to create what will be known as one of the most memorable bowl finishes in BYU football history. The victory also avenged an early-season loss to the Bruins -- one of only two losses the Cougars suffered during the season. The Cougars, who finished the 2007 season on a 10-game winning streak, were led by sophomores Max Hall and Austin Collie. Hall threw 21-35 for 231 yards and two touchdowns. Sophomore receiver Austin Collie was named the 2007 Pioneer Las Vegas Bowl Most Valuable Player after racking up a game-high 107 yards on six receptions. Collie's 14-yard touchdown reception from Max Hall with 10:32 left in the second quarter gave the Cougars a 10-3 advantage. He was also credited with a game-high 195 all-purpose yards, including three kick returns for a total of 88 yards. The win marked the first time BYU had won back-to-back bowl games since the 1994 Copper Bowl and the 1996 Cotton Bowl. The win over UCLA extended the Cougars' win streak to 10 straight games, which marked the nation's longest active winning streak.



BYU BOWL HISTORY

2008 LAS VEGAS BOWL

12/20/08 LAS VEGAS, NEV. (40,047)
ARIZONA 31, BYU 21

BYU	0	7	7	7	21
ARIZONA	7	3	14	7	31

TEAM STATISTICS	BYU	ARIZONA
Rushes-Yards	32-116	28-91
Passing Yards	328	325
Passes	30-46-1	24-35-0

SCORING:

ARIZ – Grigsby 1-yard run (Bondzio kick)
ARIZ – Bondzio 31-yard field goal
BYU – Unga 1-yard run (Payne kick)
BYU – George 1-yard pass from Hall (Payne kick)
ARIZ – Dean 37-yard pass from Tuitama (Bondzio kick)
ARIZ – Gronkowski 24-yard pass from Tuitama (Bondzio kick)
ARIZ – Tuitama 6-yard run (Bondzio kick)
BYU – Hall 1-yard run (Payne kick)

GAME SUMMARY:

BYU totaled 444 yards of total offense compared to Arizona's 416, but the No. 16 Cougars fell short of their third-straight bowl victory, falling 31-21 to the Arizona Wildcats in the 2008 Pioneer Las Vegas Bowl at Sam Boyd Stadium on Dec. 20. Trailing late in the game, BYU put pressure on Arizona with a comeback attempt when the Cougars followed a touchdown with a successful on-side kick. Wide receiver O'Neill Chambers recovered the ball for BYU, but the ensuing field-goal attempt hit the upright and left the Wildcats with a two-possession lead, enough to hold on for the win. Austin Collie continued to set BYU records in career receptions (215) and single-season receptions (106). The All-American receiver also tied an NCAA single-season record held with Texas Tech's Michael Crabtree with his 11th consecutive 100-yard receiving game. BYU quarterback Max Hall completed 30-of-46 passes for 328 yards and one touchdown pass. The Cougars finished the year 10-3 while the Wildcats improved to 8-5. BYU was one of only seven programs in the nation to win 10 or more games each year from 2006-2008. The Cougars last accomplished the feat from 1983-85.

2009 LAS VEGAS BOWL

12/22/09 LAS VEGAS, NEV. (40,047)
BYU 44, OREGON STATE 20

OREGON S	7	0	0	13	20
BYU	14	9	7	14	44

TEAM STATISTICS	BYU	OREGON
Rushes-Yards	35-116	27-88
Passing Yards	192	217
Passes	19-30-0	22-47-1

SCORING:

OSU – Canfield 1-yard run (Kahut kick)
BYU – Unga 1-yard run (Payne kick)
BYU – Bauman 34-yard fumble return (Payne kick)
BYU – Payne 28-yard field goal
BYU – Ashworth 25-yard pass from Hall
BYU – Pitta 17-yard pass from Hall (Payne kick)
BYU – Tonga 15-yard pass Hall (Payne kick)
OSU – Rodgers 1-yard run
BYU – Tonga 18-yard run (Payne kick)
OSU – Adeniji 31-yard pass from Katz (Kahut kick)

GAME SUMMARY:

The No. 14 BYU Cougars defeated the Pac-10 second-place Beavers 44-20 at the MAACO Bowl Las Vegas. It was the first-ever Las Vegas Bowl matchup pitting two top-20 teams. BYU's senior class anchored the win as quarterback Max Hall earned MVP honors throwing for 192 yards and three touchdowns. Manase Tonga contributed two touchdowns, while senior tight ends Andrew George and Dennis Pitta led all receivers with 46 and 45 yards, respectively. Defensively, senior linebacker Matt Bauman recovered a key fumble, returning it 34 yards for a touchdown. The score marked the first fumble recovery for a touchdown in BYU bowl history. Fellow team captain Scott Johnson intercepted an Oregon State pass in the fourth quarter and returned it 56 yards to set up BYU's final touchdown of the game. BYU and Oregon State met for the first time in a bowl game and for the first contest since BYU head coach Bronco Mendenhall played for the Beavers in 1986. Wind gusts of 55 mph created some havoc for the passing and kicking games. BYU punter Riley Stephenson kicked a 60-yard low liner with the wind that was the longest kick of his career and tied a BYU bowl record.

2010 NEW MEXICO BOWL

12/18/10 ALBUQUERQUE, N.M. (32,424)
BYU 52, UTEP 24

BYU	17	14	14	7	52
UTEP	3	7	7	7	24

TEAM STATISTICS	BYU	UTEP
Rushes-Yards	50-219	22-(-)12
Passing Yards	295	245
Passes	36-26-2	33-14-3

SCORING:

BYU – Kariya 4-yard run (Payne kick)
BYU – Ashworth 9-yard pass from Heaps (Payne kick)
UTEP – Warren 52-yard field goal
BYU – Payne 38-yard field goal
BYU – Hoffman 31-yard pass from Heaps (Payne kick)
BYU – Hoffman 3-yard pass from Heaps (Payne kick)
UTEP – Adams 67-yard pass from Vittatoo (Warren kick)
BYU – Di Luigi 2-yard run (Payne kick)
UTEP – Adams 37-yard pass from Vittatoo (Warren kick)
BYU – Hoffman 29-yard pass from Heaps (Payne kick)
BYU – Quezada 8-yard run (Payne kick)
UTEP – Adams 49-yard pass from Vittatoo (Warren kick)

GAME SUMMARY:

BYU opened the bowl season with its fourth bowl victory in the last five years with a 52-24 triumph over UTEP in the New Mexico Bowl. The Cougars had a record-setting day to finish the season with a 7-6 record and wins in five of their last six games. Offensive MVP Jake Heaps went 25-of-34 for 264 yards and four touchdown passes, passing Ty Detmer's freshman record for most touchdown passes. Heaps also set the BYU bowl record for best completion percentage (.735) in a bowl game. Safety Andrew Rich was awarded the game's Defensive MVP in his final game as a Cougar, finishing with four solo tackles, two interceptions, one tackle-for-loss, one sack and a pass breakup. BYU played well from the start, scoring on its first five possessions to take a 31-3 lead and set a new first-half New Mexico Bowl scoring record. Cody Hoffman set career highs across the board with eight receptions for 137 yards and three touchdowns, tying a BYU bowl game record for most TD receptions in a game. Mitch Payne passed Owen Pochman as the Cougars' all-time scoring leader with 334 points.



2011 ARMED FORCES BOWL

12/30/11 DALLAS, TEX. (30,258)
BYU 24, TULSA 21

BYU	3	7	7	7	24
TULSA	7	7	0	7	21

TEAM STATISTICS	BYU	TULSA
Rushes-Yards	40-94	27-37
Passing Yards	250	235
Passes	17-40-2	18-32-0

SCORING:

TULSA - Johnson 8-yard pass from Kinne (Fitzpatrick kick)
BYU - Sorensen 35-yard FG
TULSA - Sears 14-yard pass from Kinne (Fitzpatrick kick)
BYU - Hoffman 17-yard pass from Nelson (Sorensen kick)
BYU - Hoffman 30-yard pass from Nelson (Sorensen kick)
TULSA - Burnham 30-yard pass from Kinne (Fitzpatrick kick)
BYU - Hoffman 2-yard pass from Nelson (Sorensen kick)

GAME SUMMARY:

With no timeouts left and 11 seconds remaining in the game, Riley Nelson faked spiking the ball to stop the clock and instead threw to an open Cody Hoffman for the game-winning touchdown to give BYU a 24-21 win over Tulsa in the Bell Helicopter Armed Forces Bowl. BYU faced a 4th-and-9 from the Tulsa 47-yard line with the clock ticking down near three minutes remaining in the game and Nelson scrambled 14 yards to convert the first down and eventually set up the winning score. BYU locked up its fifth 10-win season in the last six years and third bowl victory in a row, a program record. Hoffman, named the Armed Forces Bowl Most Outstanding Player for the Cougars, finished with eight catches for 122 yards and a bowl-record three touchdowns. BYU's defense was stout, surrendering just 272 total yards and only 37 yards on the ground to a Golden Hurricane team that came into the game averaging over 200 rushing yards per game. Kyle Van Noy made play after play on defense with 10 tackles to lead the Cougars, including five tackles for loss, two sacks, one forces fumble and one quarterback hurry. Special teams also played a huge role in the game. Punter Riley Stephenson had eight punts for 335 yards, including seven inside the 20-yard line and two punts over 50 yards.

2012 POINSETTIA BOWL

12/20/12 SAN DIEGO, CALIF. (35,442)
BYU 23, SAN DIEGO ST 6

BYU	0	3	0	20	23
SDSU	3	3	0	0	6

TEAM STATISTICS	BYU	SDSU
Rushes-Yards	30-52	39-119
Passing Yards	244	144
Passes	23-44-3	12-29-3

SCORING:

SDSU - Marden 27-yard FG
SDSU - Marden 23-yard FG
BYU - Sorensen 23-yard FG
BYU - Van Noy 0-yard fumble recovery (Sorensen kick)
BYU - Williams 14-yard run (Sorensen kick failed)
BYU - Van Noy 17-yard interception return (Sorensen kick)

GAME SUMMARY:

Linebacker Kyle Van Noy scored two touchdowns on defense in the fourth quarter, one with the team trailing 6-3 and led the BYU football team to a 23-6 win over San Diego State in the San Diego County Credit Union Poinsettia Bowl Thursday night at Qualcomm Stadium. The win extended the Cougars' bowl win streak to four to build on their current school record. BYU (8-5) forced four turnovers in the fourth quarter and outscored San Diego State (9-4) 20-0 to overcome a 6-3 deficit. After the Aztecs intercepted James Lark on 3rd and goal, the No. 3 total defense turned the tables on the next play and ignited BYU as Van Noy sacked San Diego State's Adam Dingwell to cause a fumble, falling on it for the first touchdown of the game to put the Cougars on top 10-6 with 12:32 remaining in the fourth quarter. The Van Noy show continued with a pick-six to finalize the score, 23-6, late in the fourth quarter. Van Noy was named the defensive MVP after finishing the night with two touchdowns, a forced fumble and fumble recovery, one interception, a blocked punt, 3.5 tackles for loss, 1.5 sacks and eight total tackles. Senior Brandon Ogletree led the Cougars in tackles with 10 and added two tackles for loss. All-American Riley Stephenson helped flip the field for BYU with four punts inside the 5-yard line. Junior wide receiver Cody Hoffman grabbed 10 passes for 114 yards to earn offensive MVP.

2013 FIGHT HUNGER BOWL

12/27/13 SAN FRANCISCO, CALIF (34,136)
WASHINGTON 31, BYU 16

BYU	0	16	0	20	16
WASHINGTON	7	14	7	3	31

TEAM STATISTICS	BYU	WASH
Rushes-Yards	47-180	43-190
Passing Yards	293	129
Passes	25-50-1	18-27-1

SCORING:

WASH - Sankey 11-yard run (Coons kick)
BYU - Hill 1-yard run (Sorensen kick)
WASH - Ross 100-yard kickoff return (Coons kick)
BYU - Sorensen 45-yard FG
BYU - Sorensen 31-yard FG
WASH - Sankey 11-yard run (Coons kick)
BYU - Sorensen 32-yard FG
WASH - Seferian Jenkins 16-yard pass from Price (Coons Kick)
WASH - Coons 45-yard FG

GAME SUMMARY:

Taysom Hill finished the game throwing for 293 yards and rushing for 133 yards. Cody Hoffman had 12 catches for 167 yards for his 18th 100-yard receiving game in his career to break the record held by Austin Collie. He also broke the BYU record for career all-purpose yards, ending his career with 5,015 and passing Curtis Brown. Washington got inside the BYU 20-yard line on two of its first three drives of the game, but the Cougar defense held the Huskies to just one touchdown on their opening possession. BYU drove the ball 88 yards to tie the game at 7-7 on a one-yard run by Hill. The Cougars grabbed the momentum on a fake punt by Daniel Sorensen, and Hill completed his next four passes to move the offense down the field. Washington returned the following kickoff back for a touchdown to take back the lead at 14-7. Two field goals by Justin Sorensen brought the score within one at 14-13. Sorensen's first field goal was from 45 yards, which is a season long. A long kickoff return by the Huskies set up Washington's second rushing touchdown of the game to take a 21-13 lead with just over two and a half minutes left in the first half. Justin Sorensen nailed his third field goal of the game as time expired in the first half to close the gap at 21-16 going into the locker room but went scoreless in the second half.



BYU BOWL HISTORY

2014 MIAMI BEACH BOWL

12/22/2014 MIAMI, FL. (20,761)
MEMPHIS 55, BYU 48/20T

BYU	14	14	0	17	3	0	48
MEM	17	7	14	7	3	7	55

TEAM STATISTICS	BYU	MEMPHIS
Rushes-Yards	42-77	51-174
Passing Yards	348	306
Passes	23-49-3	24-36-3

SCORING:

MEM - Malone 33-yard pass from Lynch (Elliott kick)
BYU - Juergens 47-yard pass from Stewart (Samson kick)
MEM - Lynch 1-yard run (Elliott kick)
BYU - Mathews 25-yard pass from Stewart (Samson kick)
MEM - Elliott 39-yard field goal
MEM - Lynch 3-yard run (Elliott kick)
BYU - Leslie 23-yard pass from Stewart (Samson kick)
BYU - Lasike 3-yard rush (Samson kick)
MEM - Lynch 1-yard run (Elliott kick)
MEM - Cross 17-yard pass from Lynch (Elliott kick)
BYU - Samson 23-yard field goal
BYU - Paul Lasike 7-yard run (Samson kick)
BYU - Stout 19-yard INT return (Samson kick)
MEM - Malone 5-yard pass from Lynch (Elliott kick)
BYU - Samson 45-yard field goal
MEM - Elliott 54-yard field goal
MEM - Proctor 11-yard pass from Lynch (Elliott kick)

GAME SUMMARY:

BYU rallied from down 10 in the fourth quarter to take a late lead but a last-minute touchdown from Memphis forced overtime. Each team tacked on three in the first overtime but after giving up a Tiger touchdown, the Cougars were intercepted in the end zone to end the game in a 55-48 loss. Christian Stewart went 23 of 48 for 348 yards and three touchdowns to go along with three interceptions. Stewart spread the ball around, completing passes to 10 different receivers. Mitch Mathews led all pass catchers with nine receptions for 82 yards and a touchdown. Mitchell Juergens caught four balls for 87 yards and a score. Jordan Leslie only caught one pass in his last game as a Cougar, but it went for 23 yards and a touchdown. BYU totaled 425 yards, compared to 480 for Memphis. The Tigers outgained the Cougars on the ground 174-77 and also dominated the time of possession 46:32-28:28. After losing the overtime coin toss, BYU kicker Trevor Samson drilled a career-long 45-yard field goal to put BYU up 48-45. Memphis bested the Cougars' kick with a 55-yard kick from Jake Elliott to send it to double overtime. Memphis opened up the second overtime with an 11-yard touchdown pass to Roderick Proctor, and DeShaughn Terry picked off Stewart at the goal line to end the game.

2015 LAS VEGAS BOWL

12/19/15 LAS VEGAS, NEV. (42,213)
UTAH 35, BYU 28

BYU	0	7	7	14	28
UTAH	35	0	0	0	34

TEAM STATISTICS	BYU	UTAH
Rushes-Yards	25-71	47-126
Passing Yards	315	71
Passes	25-56-3	9-16-0

SCORING:

UTAH - Williams 1-yard run (Phillips kick)
UTAH - Carter 28-yard INT return (Phillips kick)
UTAH - Williams 1-yard run (Phillips kick)
UTAH - Hatfield 46-yard INT return (Phillips kick)
UTAH - Wilson 20-yard run (Phillips kick)
BYU - Peck 3-yard pass from Mangum (Samson kick)
BYU - Bernard 10-yard run (Samson kick)
BYU - Kurtz 5-yard pass from Mangum (Samson kick)
BYU - Mangum 4-yard run (Samson kick)

GAME SUMMARY:

After surrendering five turnovers on its first five possessions, BYU found itself in a 35-0 hole after the first 10 minutes of the game. BYU rallied for a touchdown on its last possession of the first half to trail 35-7. Out of the break, the Cougars strung together three more touchdowns and held the Utes (10-3) scoreless to make it 35-28 with 3:23 remaining in the game. Utah converted two first downs on its final drive to get into the victory formation and prevent the Cougars from having another chance. After a forgettable first quarter, BYU dominated the statistics, outgaining Utah 386 to 197 in total yards and 315 to 71 in the throwing game. Despite throwing three interceptions and fumbling in the first quarter, true freshman Tanner Mangum stayed composed to finish the game 25 of 56 for 315 yards and two touchdowns. He also rushed for a 4-yard touchdown. Devon Blackmon caught three passes for 97 yards while Nick Kurtz and Remington Peck each caught a touchdown pass. Francis Bernard added one rushing touchdown as part of his seven carries for 58 yards. Defensively, Bronson Kaufusi led BYU in tackles in his final game of a Cougar with nine and had three tackles for loss. With 5:05 to go, Utah went for a short 4th-and-1 and the BYU defense stuffed Joe Williams for no gain to get the ball back at the Cougar 40-yard line with 5:05 to go. Mangum hit Blackmon for 45 yards to get BYU inside the Utah 4-yard line. Mangum called his own number and rushed four yards for the score to make it 35-28 with 3:23 on the clock. The Ute offense did just enough to get two first downs on the ensuing drive and never gave the Cougars a chance to complete an incredible comeback.

2016 POINSETTIA BOWL

12/21/16 SAN DIEGO, CALIF. (28,114)
BYU 24, BYU 21

BYU	7	3	7	7	24
WYOMING	0	0	7	14	21

TEAM STATISTICS	BYU	WYO
Rushes-Yards	35-216	46-166
Passing Yards	96	207
Passes	8-15-1	17-33-2

SCORING:

BYU - Mangum 3-yard run (Almond kick)
BYU - Almond 27-yard field goal
WYO - Hill 4-yard run (Rothel kick)
BYU - Baldersee 5-yard pass from Mangum (Almond kick)
BYU - Williams 36-yard run (Almond kick)
WYO - Gentry 9-yard pass from Allen (Rothel kick)
WYO - Gentry 23-yard pass from Allen (Rothel kick)

GAME SUMMARY:

BYU led 24-7 in the fourth quarter, but a furious Cowboy comeback made it a thriller in the final minutes. Wyoming cut the advantage to 24-21 and had the ball at the Cougar 32-yard line with 1:22 to play before senior Kai Nacua picked off a pass heading near the end zone to end the final threat of a comeback. Senior running back Jamaal Williams put on a show in his final game at BYU, running for 210 yards and one touchdown on 26 carries. Quarterback Tanner Mangum scrambled and punched in the first score to put BYU up 7-0 with 38 seconds to play in first quarter. BYU was able to get three points at the 3:08 mark in the second quarter with a 27-yard field goal from Rhett Almond. Out of the break, Wyoming went 60 yards on its first drive, capped by a 4-yard touchdown run to cut BYU's lead to 10-7 after a drive over eight minutes long. On a desperation throw to the end zone, the ball bounced off of multiple players' hands before falling into Tanner Baldersee's arms for a 5-yard touchdown for a 17-7 lead with 2:42 in the third. Dayan Lake stepped in front of a pass and intercepted it for his third pick of the year. The Cougars cashed in five plays later when a Jonah Trinnaman block helped spring Williams for a 36-yard touchdown run to make it 24-7 to start the fourth quarter. The back and forth scoring continued when Wyoming made it 24-14 after a 9-yard touchdown pass with 7:35 left in the game. The Cowboys continued to fight with another touchdown from Wyoming wide receiver Tanner Gentry (his second of the game) with 2:11 to go to make things interesting at 24-21. BYU had to punt it back to Wyoming with 1:52 remaining. After getting to the 32-yard line, Wyoming's quarterback was intercepted by Nacua as he jumped in front and picked it off to seal BYU's victory.

AAA

Abbott, Fielding	1946-47
Adams, Doug	1972-74
Adams, John	1981
Adams, Richard	1967-69
Adams, Tim	1989
Affleck, Dave	1972-73
Aguirre, Lee	2009-10
Ah You, Charlie	1973-75
Ah You, CJ	2001, 03
Ah You, Harland	1995-97
Ah You, Matt	2003-04, 08
Aiono, Aissac	2001-03
Aitken, Ray	1949
Akeo, Ladd	1984-86
Akerfelds, Daniel	1982-83
Alba, Micah	2002-04
Albrecht, Scott	1994
Alexander, Payton	1926-27
Alger, Ned	1950
Alisa, Michael	2008, 11-14
Allen, Bill	1974-75
Allen, Eddie	1936-37
Allen, James	2002-03
Allen, Mark	1983-84
Allen, Marvin	1978, 81-84
Allen, Matt	2004-07
Allen, Paul	1960-61
Alletto, Nick	2007-10
Alletto, Terrance	2009, 12-14
Alphin, Bob	1964-65
Alphin, Dave	1965-67
Allred, Art	1969-70
Allred, Mart	1956
Almond, Rhett	2015-16
Ambrosius, Joe	1995-97
Amone, Philip	2016
Anae, Brad	1980-81
Anae, Famika	1954-55
Anae, Famika	2010-12
Anae, Robert	1982-84
Andersen, Jason	1994-97
Andersen, Rj	1996-97
Anderson, Jason	1998
Anderson, John	1949
Anderson, Justin	2001-02
Anderson, Kenneth	1924
Anderson, LeGrande	1925-26
Anderson, Mel	1941
Anderson, Neil	1982-83
Anderson, Rob	1979-80
Anderson, Steve	1982
Anderson, Tyler	1988, 91-93
Anderson, Zayne	2015-16
Anderton, Judd	2005-07
Andrews, Regan	1981-83
Andrus, Lou	1965-66
Ane, Neal	1976
Ansah, Ezekiel	2010-12
Apo, Ross	2011-14
Apostol, Kip	1976-77
Archibald, Ben	1997, 00-01
Arellano, Scott	2013-14
Armstrong, Bob	1982-83

Armstrong, Isaiah	2016
Arnold, Josh	1988-91
Asay, Bert	1934-35
Ash, Wayne	1956
Ashdown, Bob	1964-66
Ashman, John	1990
Ashworth, Luke	2005, 08-10
Atkinson, Bryant	2002-03
Atkinson, Dave	1971-73
Atkinson, Jordan	2009-2010
Atuaia, Donny	1996-1999
Atuaia, Mark	1991, 94-96
Attig, Aaron	2007
August, Bill	1971-72
Aulal, Sete	2006-07
Aupiu, David	1979-82
Autenticco, Randy	1963
Awai, Barrett	1991-92

BBB

Badger, Chris	2013-16
Badger, Lonnie	1953
Bailey, Joe	1971-73
Bailey, Mike	1971
Baker, Frank	1961-63
Baker, Wayne	1972-74
Balderree, Tanner	2015-16
Baldwin, Sam	2016
Baldwin, Tom	1993-95
Balholm, Neil	1981-82
Ball, Jason	1993
Ballard, Jim	1963
Ballif, Ariel	1924
Ballif, Jae	1950-52
Ballif, Mark	1929
Balmforth, Jim	1988-90
Baltzer, Tom	1966-67
Banker, Carl	1962-63
Banky, Richard	1965-67
Banzhaf, Steve	1970
Barker, Todd	1999
Barney, Chad	2002-03
Barrow, Bob	1961-63
Barrus, Dave	1958-59
Basinger, Earl	1927
Bateman, Eric	1995-97
Bateman, Fred	1939-40
Bateman, Max	1936-37
Bates, Dan	2004-06
Bates, Derick	1995-98
Bates, Layne	1989
Bauman, Matt	2004, 07-09
Bean, Bob	1966-67
Bean, Larry	1952
Bean, Ron	1943-54
Beatty, Byron	1989
Bechtold, John	1983
Beck, Jason	2004, 06
Beck, John	2003-06
Beck, Ryan	2004-05
Beck, Tyler	2007, 11-13
Beckett, Paul	1988
Beckstead, Chad	1936-38
Beckstrom, Mark	1949
Belcher, Curg	1964-67

Bell, Jeff	2007-09
Bell, Tom	1977-79
Bellini, Mark	1982, 84-86
Bellini, Matt	1987-90
Belnap, Bud	1958-60
Bench, Dean	1925
Benson, Don	1948-50
Bennion, Roy	1955, 58-59
Bergeson, Eric	1988-89
Bernard, Francis	2015-16
Berry, Matt	2002-05
Berry, Rex	1948-50
Berntsen, Mark	1975-77
Bertotti, George	1932
Betham, Jimmy	1999-00
Betham, John	1972-74
Beverley, Kish	2002
Biddulph, Floyd	1931-32
Biddulph, Buddy	1925
Biddy, Bob	1975-76
Biegel, Rocky	1988-91
Biegel, T.D.	1993-94
Billick, Brian	1974-76
Bills, Bob	1951
Bills, Craig	2009, 12-14
Bills, KC	2003, 05
Bills, Karol	1949, 52
Bingham, Neil	1968-70
Bird, Forest	1936-38
Bird, Ken	1941-42
Bird, Nick	1923
Bisgaard, Christopher	1995-96
Bisho, Chris	1986, 87
Blackham, Gordon	1964-65
Blackham, Shirl	1939-40
Blackmon, Devon	2014-15
Blackwell, Clay	1978-79
Blanc, Jeff	1973-76
Bledsoe, Jared	1998
Bloomfield, Henry	1995-96
Bloomfield, Tefua	1994-95
Boardman, Alan	1993-96
Bockwoldt, Colby	2000-03
Bolden, Chris	2006-07
Bolli, Tyler	1993-96
Borgia, John	1984-87
Bosco, Angelo	1951
Bosco, Robbie	1983-85
Boulter, Roy	1947
Bower, Wayne	1971-73
Bowers, Carl	1969-71
Bowers, Dan	1969-71
Bowers, Wesley	1942
Bowman, Bernardino	1922-24
Bowman, George	1951-53
Bowman, Spero	1970-71
Boyce, Andy	1988-90
Boyette, Casey	1966-68
Bozich, Craig	1966-68
Bradford, Perry	1978
Bradley, Brandon	2007-10
Brady, Mark	1979-81
Brady, Mike	1960-62
Brady, Phil	1962-64

Brady, Steve	1980-81
Braga, Matt	1979-80
Brandon, Josh	2002-03
Brasher, Austin	2015
Brathwaite, Reynaldo	2003
Bray, Ken	1963-65
Brewster, Dennis	1963-65
Bright, Travis	2006-08
Brink, Lloyd	1938-40
Brinley, Eldon	1928-30
Brock, Randy	1991-94
Brooks, Brannon	2008
Brooks, Dave	1971-73
Brooks, Michael	1988
Brown, Algernon	2013-16
Brown, Braden	2009-12
Brown, Clay	1978-80
Brown, Curtis	1958
Brown, Curtis	2002, 04-06
Brown, Jackson	2003
Brown, Manaia	2003-05
Brown, R.K.	1957-58
Brown, Reed	1976
Brown, Rhen	2010
Brown, Terence	2005, 09-11
Brown, Tyrone	1997-98
Brumfield, Scott	1991-92
Brundage, Dewey	1951-53
Bryant, Bill	1990-92
Bryant, Dan	1995
Bryson, Thomas	2010
Buchanan, Kayle	2004-07
Buchanan, Rob	1978-79
Buck, Jason	1985-86
Buckner, Robbie	2009-12
Bullock, Burt	1956, 58-59
Bunker, Carl	1962-63
Bunnell, Karl	1927-29
Bunnell, Merrill	1922-23
Burbidge, Jon	2001-04
Burningham, Rex	1982-83
Burr, Bruce	1950
Burr, Tom	1951
Burt, Riley	2015
Busenbark, Don	1986-88
Bushore, Don	1946-49
Buswell, Blair	1981
Butler, Tony	1982
Buys, Joseph	1926-28
Bybee, Royce	1979-80

CCC

Cabulagan, Pat	1981-83
Cahoon, Ben	1996-97
Cahoon, Brad	1986-87
Caldwell, Paul	1955-58
Call, Dee	1942
Call, Ken	1967-68
Campbell, Jason	1995
Campora, Steve	1956
Campos, Dave	1977
Canada, Squally	2016
Cannon, Curt	1996-97
Carlile, Alan	1977
Carlson, Brent	2000-03



RB Mark Atuaia



LB Matt Bauman



WR Mark Bellini



WR Ben Cahoon



LETTERMEN

Carlson, Chuck	1974-76	Coon, Doug	1972	Dixon, Buck	1922-25	Eyre, DeRay	1951-53
Carlson, Clark	1973-75	Cooper, Brett	2003-06	Dixon, Norm	1988-90	Eyre, Nick	1976, 78-80
Carlson, Kent	1986	Cooper, George	1930	Dixon, Owen	1939-41, 46	FFF	
Carlson, Steve	1979-80	Cooper, Jason	1993-95	Dixon, Rick	1967-69	Faalufua, Wayne	1981-82
Carr, Larry	1972-74	Corbett, Don	1924-27	Doerr, Dick	1949	Facer, Steve	1969-71
Carter, Nate	2014-15	Corbett, George	1927	Doman, Brandon	1998-01	Fairbanks, Lloyd	1973-74
Carter, Virgil	1964-66	Corchnoy, Barry	1962-64	Doman, Bryce	1988, 92-94	Fales, Andrew	1998-00
Carter, Ross	1952	Corless, Albert	1927	Doman, Cliff	1996-99	Falslev, JD	2010-13
Chadwick, Dave	1948-49, 52	Corley, Stacey	1988-90	Doman, Dennis	1970-71	Fannin, Scott	1996
Chaffetz, Jason	1988-89	Corson, Steve	1977	Doman, DJ	2013-14	Fangupo, Hebron	2011
Chamberlain, Garth	1939-41	Covey, Sean	1987-89	Doman, Kevin	1985-86	Farasopoulos, Chris	1968-70
Chamberlain, Royal	1922	Cowart, Jeff	2000-02	Doman, Shawn	2006-09	Farmer, Lance	1991
Chamberlain, Royal	1992-93	Cox, Matt	1995-97	Doney, Darrell	1950-52	Farmer, Scott	1956
Chambers, O'Neill	2008-09	Crandall, Ray	1971	Dow, Mac	1936	Farner, Naimre	1962-63
Charlton, Scott	1989-91	Crane, Reed	1935-36	Dowell, John	1976	Farnsworth, Harold	1972-73
Chatterton, Marc	1942	Crichton, Tui	2009, 12-13	Drage, Eric	1990-93	Farris, Alex	2000-01
Chatterton, Marcell	1946	Criddle, Ben	2006-07	Duerden, Verle	1949	Faulkner, Jim	1969-70
Chipman, Dee	1939-41	Criddle, Jesse	1950	Dugger, Jerry	1971	Faupula, Elias	1994-95
Chitty, Leonard	1986-87	Crittenden, Jim	1954-55	Duke, Dev	1973-74, 77	Favero, Dewey	1933-34
Chow, Warren	1987	Crompton, Craig	1970-72	Dulan, Ian	2006-08, 11	Feinga, Ray	2005-08
Christensen, David	2000, 02-03	Crowe, Chris	1974-75	Dunham, Tyson	2002-03	Felt, Dick	1952-54
Christensen, Jack	1936-38	Crutchfield, Tony	1988-91	Dunn, Gary	1958-59	Fenessy, Bob	1953
Christensen, John	1990-91	Cunningham, Harold	1951-52	DuPaix, Roger	1960-62	Fennegan, Garth	1992
Christensen, Quinn	2002-03	Cupp, Aaron	1995-98	Duran, Dave	1965	Feterik, Kevin	1996-99
Christensen, Rex	1937	Cutler, Chuck	1986-88	Durrant, Jim	1934	Feula, Vince	2004-05
Christensen, Steve	1968	Cutler, Dallin	2011	Duva, Jeff	1975	Ficklin, Quin	2016
Christensen, Steve	1992-93	DDD		Dvorak, Bill	1970-71	Fields, Tony	1997
Christensen, Toby	2000-03	Dabney, Jaron	1997, 99	Dyches, Ronald	1928-30	Filiaga, Pulusila	1979-81
Christensen, Todd	1974-77	Dalebout, Paul	1956	Dye, James	1995-96	Finai, Pisa	1975
Christiansen, Brian	2002	Dalley, Alvin	1947-49	Dye, Trey	2014-15	Finrock, Dennis	1969
Christianson, Frank	1992-93	Daly, Ron	1949-50	Dyer, Lee	1942	Fisher, Paul	2003
Christley, Milan	1957-59	Damuni, Jack	1993-94	EEE		Fisher, Steven	2009
Christopoulos, Tony	1949	Dangerfield, Steve	1960	Earp, Robert	1952	Fitisemanu, Alema	1985, 87, 89-90
Chronister, Mike	1976-78	Daniel, Robertson	2013-14	Eason, Corby	2009-11	Flaherty, Bob	1951
Clark, Brad	1989-92	Darling, Dick	1960-62	Eccles, Jim	1947-49	Flammer, Mark	1978
Clark, Glen	1946-49	Dastrup, Andy	1928-30	EchoHawk, Larry	1968-69	Fleming, Lucky Dare	1969-70
Clark, Jayson	2006	Davis, Akile	2015	EchoHawk, Tom	1972-73	Flint, Brandon	1981-83
Clark, Tim	1986-88	Davis, Bill	1978-80	Eckel, Paul	1957-59	Foketi, Mosese	2007-08
Clark, Tom	1956-57	Davis, Bob	1987-89	Eddo, Mike	1982-83	Foley, Matt	2015-16
Clarke, Willard	1925-26	Davis, Kirk	1987-88	Edmonds, Aaron	2000-01	Folsom, Ryan	2010-11
Clawson, Coleby	2008-09	Davis, Michael	2013-16	Edwards, Corey	2015-16	Fonua, Kavika	2014, 16
Clements, Steve	1992-94	Davis, Rob	1997-98	Edwards, Elan	1999-00	Foote, David	2010-12
Close, Calvin	1977, 80-81	Davis, Russ	1978	Edwards, Jimmy	1981, 84-86	Foreman, Nate	1996-97
Clove, Alvie	1949-50	Dawe, Parker	2015-16	Edwards, Jim	1989, 92-94	Foreman, Roderick	1997
Coats, Daniel	2003-06	Dawson, Ted	1987-88, 92-93	Edwards, Matthew	2010-11	Fort, Neal	1987, 89-90
Cobabe, John	1954	Dean, Logan	2002	Egbert, Hal	1948	Fortie, Eldon	1960-62
Coggins, Deven	1988-89	Deavitt, Willard	1939	Egbert, Wendell	1952	Fowler, Blaine	1983-85
Cole, Tom	1958-59	Decker, Merle	1946	Eggertsen, Armand	1931-32	Fowler, Kellen	2002-03, 07-08
Collie, Austin	2004, 07-08	DeCoite, Dan	1999	Ehin, Chuck	1979-82	Francis, Dave	1978-80
Collie, Scott	1979-82	Deeds, Keith	1947-49	Ehrmann, Paul	1965-66	Francisco, Aaron	2001-04
Collie, Zac	2004-06	Deeds, Scotty	1946-47	Eide, Andrew	2016	Frandsen, Jeff	1987-89
Coloma, Jason	1976-78	Denney, Brett	2006-09	Eldredge, Lloyd	1980-82	Frankovich, George	1952
Colson, Terry	1965-67	Denney, John	2002-04	Elewonibi, Mo	1988-89	Frantz, Gene	1960-62
Colvin, Reed	1927	Denney, Ryan	1998-01	El-Bakri, Brayden	2015-16	Frazier, Danny	1977
Condie, Brandon	1996-97	Dennis, Lonnie	1957-59	Elliott, Kurt	2000-01	Frazier, Dion	1960-63
Condie, Howard	1957	Denney, Craig	1971-73	Ellis, Jeff	1995-98	Frazier, Jameson	2009-11
Condie, Vernon	1931-33	DeSantis, Steve	1990	Ellison, Chris	1997-98	Frazier, Sid	1965-67
Connors, Chris	1990-91	Detmer, Ty	1988-91	Empey, Mike	1987, 91-93	Freeland, Jim	1994-95
Conrad, Mike	1961-63	Dewey, Steve	1974-76	Ena, Justin	1997-02	Freeman, Mark	2008
Cook, Ben	1995-97	Dignan, Tom	1974-75	Engemann, Bret	1999-02	Freeman, Ryan	2006, 09-12
Cook, Cory	1993-94	Dimick, Bob	1949-50	Engstrom, Bryan	2015	Friel, Kaneakua	2008, 11-13
Cook, Jamie	1994-95	Di Luigi, JJ	2008-11	Enlow, Tom	1977-78	Frierson, York	1999
Cook, Jerry	1965-67	DiPadova, Nick	2002	Erdhaus, John	1967	Frisch, Byron	1996-99
Cook, Wayne	1934-35	Dixon, Sanky	1926-28	Evans, Joe	1990-91	Fua, Alani	2011-14
Coon, Dave	1970-71, 73	Dixon, Donald Jr.	1955-57	Everett, DeQuan	2011-12	Fuga, Romney	2006, 09-12



RB Stacey Corley



LB Bob Davis



KR James Dye



OL Nick Eyre

Fuller, Boney	1922-26	Hadley, Spencer	2008, 11-13	Hatch, Victor	1922	Howard, Brandon	2006-08
Fuller, Troy	1986-89	Hafoka, Spencer	2008-11	Hawkins, Harold	1959	Howard, Paul	1970-71
Fulton, Ira	2003	Hague, Mike	2006, 09-13	Hawkins, Wally	1967-68	Howell, O'Neil	2002-05
Furstenau, Todd	1995	Hahn, Gary	1975-76	Haycock, Bevan	1949	Hoyt, Austin	2015-16
Fusi, Edward	2013-14	Hale, Chris	1999, 03-05	Haymond, Steve	1983-84	Hubbard, Dave	1974-76
Futrell, David	1984-87	Hale, Guy	1962-64	Haysbert, Adam	1983-84	Hubbs, Keith	1957-59
GGG		Hale, Lane	1994-96	Heaney, Brandon	2001-02, 04	Huber, Max	1965-67
Gabriel, Dustin	2004-06	Hales, Iman	1931	Heaps, Jake	2010-11	Hucksaby, Jay	1985-87
Galea'i, Jray	2010-11	Hall, Jan	1968	Heaps, Larry	1968-70	Hudson, Gordon	1981-83
Gali Jr., Setema	1997-00	Hall, Kalin	1992-93	Hecker, Jim	1942	Hudson, Ray	2004
Garber, Jon	1989-90	Hall, KJ	2016	Heder, Austin	2011, 14-16	Hughes, Brian	1993-94
Gardner, Dean	1939-40	Hall, Marshall	1961-62	Heggins, James	1994	Hughes, Erik	1991-92
Gardner, Glenn	1965-66	Hall, Max	2007-09	Heimuli, Anthony	2009	Hullinger, Jess	1923-24
Gardner, Morris	1946	Hall, Nathan	1992-93	Heimuli, Hema	1992-95	Hulse, Clarence	1952
Garrick, Craig	1982-84	Hall, Steve	1969-70	Heimuli, Lakei	1983-86	Hunt, Ed	1956
Gaskins, Brenden	2007-09	Hall, Travis	1991-94	Heinz, Lyle	1954	Hunt, Kahili	1972-73
Gaspard, Al	1977-78	Halladay, Soren	1998-01	Henderson, Dave	1989-91	Hunter, Brad	1986, 90-92
George, Andrew	2006-09	Halvorson, Tim	1975, 78-79	Henderson, Kurt	2013-15	Hunter, Greg	1987-88
Germann, Chris	1986-87	Hamblin, Bob	1951-52	Hennefer, Mike	2000	Hunter, John	1985-88
Ghanwoloku, Dayan	2016	Hamblin, Jay	1948-50	Henstrom, Doug	1997-99	Hunter, Logan	1971-72
Gibbs, Nathan	1992-94	Hamilton, Larry	1982-84	Herget, Todd	1991-93	Hunter, Shane	2009-10
Gifford, Jack	1960	Hamilton, Waymon	1980-83	Hernandez, Tony	1976-77	Huntsman, Scott	2015
Gilbert, Art	1938, 40	Hancock, Larry	1950-52	Herrick, Joe	1991-93	Hutchins, Aaron	1996
Giles, Earl	1935	Hancock, Ryan	1991-92	Herring, Eli	1987, 91-94	Hutchinson, Grant	1932-34
Giles, Mark	1973-75	Handley, Darren	1986-88	Herring, Isaac	1999-02	Hutchinson, Nate	2006
Giles, Scott	1990-91	Hanks, Dave	1956	Herrmann, Jim	1981, 83-84	Hyder, John	1969-70
Gilford, Jernaro	1999, 01-03	Hanks, Wayne	1933	Hess, Connell	2010-11	III	
Gillenwater, Gil	1972-73	Hanna, Sam	1968	Hess, Dean	1939-40	Iremia, Mekeli	1974-77
Gillespie, George	1932-34	Hannemann, Micah	2012, 15-16	Hickman, Wayland	1993-94	Imboden, Earl	1946
Gillespie, Gerald	1935-37	Hansen, Bill	1994-95	Hifo, Aleva	2016	III	
Gillespie, Horace	1946-49	Hansen, Braden	2009-12	Hill, Dick	1948-50	Jackson, Elwood	1922
Gillespie, Jeremy	2003-04	Hansen, Brian	1978, 81-82	Hill Taysom	2012-14, 16	Jackson, George	1940
Giordano, Gabe	1995-97	Hansen, Bruce	1981, 85-86	Hilton, Jack	1954-56	Jackson, Harvey	2014
Giordano, Philip	1994-97	Hansen, Dan	1970-72	Hinckley, Fritz	1923-25	Jackson, Kip	1968-70
Gledhill, Elwood	1923-24	Hansen, Danny	1977-79	Hinckley, Mike	1955	Jackson, Scott	2000-03
Glatch, Bill	1969-70	Hansen, Mark	2003	Hinds, Troy	2014	Jackson, Weldon	1956-58
Gomes, Lenny	1991-93	Hansen, Regan	1986-88	Hiné, Adam	2012-15	Jacobsen, Lloyd	1966-67
Gomm, Ken	1954	Hansen, Shad	1989-92	Hoagland, Greg	1996	Jacobsen, Mike	1962-64
Gooch, David	2004	Hanshaw, Tim	1992-94	Hobbs, Richard	1985-87	Jacobsen, Mike	1968-70
Gooch, Quinn	2004-07	Hapi, Joe	1931	Ho Ching, Toloa'i	2014-15	Jacobson, McKay	2006, 09-11
Gordon, Aaron	2005-06	Harding, Doug	1998-99	Hodgkiss, Corby	2003, 05-07	Jacobson, Ron	1956, 58
Gourley, George	1971-72	Hardisty, Brad	1982	Hoffman, Cody	2010-13	Jacobson, Tanner	2016
Gourley, Roger	1975-77	Hardy, Ariel	1937	Hogan, Adam	2012-13	James, Don	1953-54
Gouveia, Kurt	1983-85	Hardy, Merrill	1948-49, 53	Hoge, Beau	2015	James, Joe	1967
Gravelle, Gordon	1968-69	Harline, Jonny	2005-06	Hoge, Chris	1988	Jaramillo, Jim	1978-80
Gray, Derwin	1989-92	Harmann, Gary	1968-69	Hoggan, Mike	1985, 90-91	Jaussi, Landon	2008-10
Gray, Brian	1998-99	Harmer, Larry	1994	Hoke, Chris	1997-00	Jenkins, Ronney	1996-98
Green, Eddie	1987, 89-90	Harn, Gary	1967-69	Hola, Tevita	2009	Jenkins, Mike	1990-91
Greene, John	1965	Harper, Jared	2002	Holder, Curtis	2002	Jenne, Bruce	1990-92
Greene, Kamel	2016	Harper, Matt	1997	Holle, Kirk	1990	Jennings, Gordon	1964-66
Griffin, Don	1968-70	Harper, Steve	1982-83	Holman, Howard	1959	Jensen, Alex	1999
Griffith, Kent	1989-91	Harrington, Alema	1986-88	Holmoe, Tom	1979-82	Jensen, Blake	1982-83
Griffith, Melvin	1930-32	Harrington, Tau	1988, 90	Holt, Austin	2010-13	Jensen, Bob	1986-87
Griffitts, Bobby	1993	Harris, Antwaun	2004	Holt, Gayle	1946-48	Jensen, Cameron	2004-06
Gruber, George	1967-69	Harris, Carl	1924, 26	Holtry, Jeff	1999-00	Jensen, Craig	1974-76
Gulley, Jaterrius	2015	Harris, George	1975-77	Homolik, Wes	1967, 69-70	Jensen, Ken	1939
Gulstad, Chris	1992	Harris, Jeff	1977-78	Hooks, Margin	1997-00	Jensen, Michael	1980-82
Gunderson, Brian	1970-71	Harris, Kelly	1976-77	Hooks, Terrance	2006-09	Jensen, Phil	1972-75
Gunderson, Ryan	2000-01	Harston, Pete	1988-90	Hoover, Bliss	1928-30	Jensen, Roland	1939-40
Gunther, Kurt	1980-82	Hart, Kay	1932-34	Hopkins, Tom	1981-82	Jeppesen, Garen	1987-88
Gustavson, Paul	1973	Hartsfield, JD	1997-98	Horlacher, Fred	1931	Jewkes, Jackson	1936-38
HHH		Hartwig, Dan	1977	Hornung, Reed	2010-12	Jimenez, Jacob	2015
Hadfield, Mark	1994	Harvey, James	1990	Horton, Ben	1997-00	John, Delmar	1941
Hadley, Matt	2012, 15-16	Harvey, Terrence	1997	Houk, Terrenn	2012-15	Johnson, Brent	1978-79
Hadley, Preston	2011-12	Hatch, Jake	1998	Howard, Bob	1923-25	Johnson, David	2002



LB Kurt Gouveia



RB Lakei Heimuli



WR Cody Hoffman



RB Ronney Jenkins



LETTERMEN

Johnson, Duane	1987-89	Keim, Mike	1988-90	Leavitt, Jared	1990-91	Madsen, Michael	1999-00, 02
Johnson, Dustin	1995-97	Keisel, Brett	1998, 00-01	Ledbetter, Lennon	1980-81	Maeser, Keith	1922
Johnson, James	1993-96	Keitzman, Jim	1946-47	Ledenko, Rob	1983-84	Magalei, Issiah	1996-98
Johnson, Jim	1960-61	Kellermeyer, Doug	1981-83	Lee, Ervin	1989-91	Magalei, Shane	1996-99
Johnson, Jordan	2011-12, 14	Kelley, Isaac	1999-01	Lee, Jared	1999-00	Magleby, Francis	1948-49
Johnson, Kyle	2013-15	Kennedy, Jared	1996-97	Leeper, Bill	1967-68	Magleby, Russell	1928-30
Johnson, Lee	1981-84	Kessler, David	2015	Lefevre, Reg	1939-40	Magoffin, Dick	1958-59
Johnson, Louis	1930-31	Kim, Moses	1964-66	Legas, Dick	1968-70	Mahe, Reno	1998, 01-02
Johnson, Malcolm	1934	Kimball, Edwin	1923-24	Leonard, Drew	1937-38	Mahina, Devin	201, 12-14
Johnson, Marques	2013-14	Kimball, Tim	1948-49	Lesatele, Lene	2015	Mahoney, Tim	1974
Johnson, Matt	1998-99	Kimball, Tom	1938	Leslie, Jordan	2014	Mahuika, Bryce	2004, 06-08
Johnson, Merrill	1960	Kimball, Warren	1951	Leung-Wai, Aveni	2010-11	Malarsie, John	1961-63
Johnson, Scott	2007-09	Kimmel, Jim	1962-64	Leuta-Douyere, Jher.	2012-15	Mangum, Parker	2009
Johnson, Sid	1979	Kinard, David	1985, 89-91	Lever, Keith	1990-91	Mangum, Tanner	2015-16
Johnston, Carroll	1956-57	Kinder, George	1958	Lewis, Burnell	1931	Mannion, John	1981-82
Johnston, Mike	1992-95	King, David	1984-86	Lewis, Chad	1993-96	Manson, Hunter	1922-23
Joiner, Isiah	2000	Kiser, Larry	1987	Lewis, Gail	1939-41	Manson, Judd	1930-32
Jolley, Doug	1998-01	Kline, Dan	1966	Liapis, Pete	1946	Manumaleuna, Eathyn	2007, 10-13
Jones, Breyon	2002-03, 05	Knight, Ron	1970-71	Liava'a, Tevita	1997	Manwill, Walt	1978-81
Jones, Charles	1996	Knight, Shawn	1983-86	Liday, Bob	1942	Marchello, Ivan	1989
Jones, Grant	2015-16	Knight, Tim	1986-88	Liljenquist, Joe	1969-71	Marking, Jerry	1940-41
Jones, Homer	1979-80	Knight, William	1994	Linder, Jack	1961-62	Marquardt, Daniel	2002-05
Jones, Jimmy	1981-82	Knoblauch, Paul	1962-64	Lindley, Lance	1984-85	Marquardt, Michael	2001, 04
Jones, Lloyd	1978-80	Knowles, Chad	1992-94	Lindquist, Ed	1963	Marriott, Bill	1962-64
Jones, Monte	1963-65	Knudsen, Clarence	1924-26	Lindsley, Steve	1985-86	Marriott, Todd	1988
Jones, Rick	1968, 70	Knudsen, Moyle	1936-38	Lindstrom, Dave	1949, 52	Marshall, Bob	1963-64
Jones, Richard	1977	Kochevar, Lewis	1950-51	Lindstrom, Jeff	1993	Marshall, Hunter	2016
Jones, Robert	1963	Kochevar, Paul	1953-54	Linehan, Jonny	2015-16	Marshall, Matt	2008-11
Jones, Roy	1956	Kolbaba, Nathan	2002-03	Linford, Frank	1974	Martin, Brad	1995-98
Jorgensen, Austen	2007, 10-13	Koller, Lyle	1946-49	Linford, Jay	1983	Martin, Drayton	1990
Jorgensen, Jan	2006-09	Kormylo, John	1978	Linford, Paul	1972-74	Martini, Ralph	1987
Jorgensen, Todd	1992	Koroma, Tejan	2014-16	Linford, Ray	1978-80	Martinez, Joe	1952, 55
Jory, Justin	2000, 03	Kozlowski, Glen	1981, 83-85	Litchfield, Randy	1973	Matau, Chris	1985-86
Juergens, Garrett	2014-16	Kozlowski, Tyler	2007-08	Livingston, Jeff	1961-63	Mathie, Lynn	1958, 62-63
Juergens, Mitchell	2014-16	Kuhlman, Bill	1956	Livingston, Joe	1973	Matich, Trevor	1979-80, 83-84
KK		Kukahiko, Jason	2001-04	Lloyd, Cecil	1948-49	Matsuzaki, Micah	1989-91, 93
Kafu, Solomone	2008, 11-14	Kuresa, Jake	2003-06	Lloyd, Don	1925	Mathews, Marcus	2010-13
Kahialali'i, Walter	2007, 10-11	Kuresa, Alex	2011-12	Lloyd, Vaughn	1935-38	Mathews, Mitch	2012-15
Kaluhioikalani, Kalama	2010	Kurtz, Nick	2015-16	Lloyd, Wesley	1925	Mathews, Ryker	2012-15
Kama, Gary	1975-77, 79	LLL		Lobue, Sam	1973-74	Mathews, Bill	1956
Kanahele, Marcus	1975-76	Lacey, Mike	1979-81	Logan, Brian	2009-10	Mathews, Blaine	1983
Kanuch, Tuni	2014-16	LaComb, Frank	1932-34	Lomax, Desmond	1996-97	Mathews, Keith	1950-52
Kapele, John	1957-59	LaComb, Gary	1954-55	Long, Rod	1948-50	Mathews, Weldon	1930-33
Kapele, John	1987	Ladd, Tom	1989-91	Long, Troy	1985-88	Mattingly, Ty	1985-86
Kariya, Bryan	2008-11	Lafitte, Michael	1999-01	Longhurst, Herman	1940-42	Mauga, Ammon	2000-02
Karpowitz, Bob	1949-51	Lahmann, Tom	1966-68	Longshore, Nick	2006	Mavrakis, Sam	1939, 41
Kasper, Chris	2000	Lamb, Ed	1995-96	Loper, Mike	1966-68	May, Bryan	1989-91
Katoa, Andy	1985-86	Lamb, Tucker	2009	Lopez, Richard	1966-68	Maynard, Ken	1940
Katoa, Fotu	1989	Lambert, Darrin	1987	Loose, Bob	1954	Mazorra, Dennis	1981-82
Katoa, Fred	1990	Lane, Eric	1979-80	Lott, Dean	1986-87	Mazzotta, Casey	1992-93
Kauffman, Earl	1988-91	Langi, Harvey	2014-16	Loveless, Elmer	1928-29	McBeth, Paul	1935-37
Kaufusi, Bronson	2012-15	Lapuaoh, Ului	2014-15	Lovely, Gary	2004-06	McBeth, Travis	1987-88
Kaufusi, Corbin	2016	Lark, James	2010-12	Lowe, Josh	1997-00	McChesney, Austin	2016
Kaufusi, Rich	1989-90	Larsen, Bob	1971-73	Lowry, Dave	1974-76	McCluskey, Mark	1974-75
Kaufusi, Steve	1986-87	Lasike, Paul	2012-14	Luekenga, Kyle	2005-06, 08	McCorquindale, John	1976
Kaumatuile, Moses	2015-16	Latimer, Don	1954	Luettergerodt, Justin	2004-05	McCubbins, Aaron	1998-01
Kautai, Teu	2013-15	Latu, Wayne	2005, 08	Lundberg, Jerry	1952	McCullough, Hassan	1992
Kaveinga, Uona	2011-12	Lauder, David	1992, 94	Lupoi, John	1967-69	McCullough, Keith	1984-85
Kawaa, John	1962-63	Laulile, Tomasi	2014-16	Lyman, Jeff	1969-70	McDade, Jim	1983-84
Kealaluhu, K.O.	1995-96	Laulu-Pututau, Mor.	2015-16	Lyons, Marc	1967-69	McDonald, Brian	2000-01
Kearsley, Bradley	2013-14	Laverty, Ben	1965-66	Lyons, Walter	1935	McDonald, Jay	1984-85
Keele, Eddie	2003-06	Lawlor, Quinn	2013	MMM		McEuen, Kurt	2008
Keele, Ryan	2001-02	Leavitt, Dallin	2013-14	Maddux, Justin	2003-05	McEwen, Terry	1976-77
Kehl, Bryan	2002, 05-07	Leavitt, Fred	1955, 58-59	Madsen, Lowell	1950-52	McFarlane, Nyle	1958
Kehl, Ed	1995-98	Leavitt, Hafen	1939	Madarieta, Levi	2001-03	McFerrer, Brandon	2000



TE Doug Jolley



DL Shawn Knight



DB Brian Logan



WR/RB Reno Mahe

McGinn, Joe	1958-59	Monson, Harold	1968	Nowatzke, Tim	1991-94	Paxman, Gary	1950-52
McGiven, Gary	2003-04	Moore, Larry	1995-96	Nuckolls, Randy	1975	Pay, Garry	1990-92
McGuire, Kaipo	1993-96	Moore, Robert	1932	Nua, Shaun	2002, 04	Payne, Matt	2001-04
McIntosh, Kimball	1924	Morgan, Blake	2008-09, 13	Nuno, Carlos	1997-99	Payne, Mitch	2007-10
McKee, Dave	1977-78, 81	Morgan, Frank	1922	Nwigwe, JJ	2015-16	Paynter, Dean	1974
McKenzie, Brian	1996-97	Morgan, Mike	1979-82	Nyberg, Brent	1989-90	Pearson, Colby	2013-16
McLaren, Dave	1955	Morgan, Omarr	1996-97	ooo		Pearson, Rich	1994
McLaughlin, Derek	2005-06	Morrell, Kyle	1981-84	Oaks, Charlie	1933-35	Peaua, Moa	2004
McLaughlin, Jared	2005-06	Morris, Michael	2005	Oates, Barry	1980-82	Peck, Remington	2012-15
McMahon, Jim	1977-78, 80-81	Morris, Rob	1993, 97-99	Oates, Bart	1980-82	Pehrson, George	1935
McNabb, Bill	1982-83	Mortensen, Bennie	1950	Oates, Brad	1973-75	Pendleton, Jordan	2008-11
McNaughton, Austin	1964	Mortensen, Eric	1988-91	Oates, John	1985	Pendleton, Kirk	1981-83
McTyer, Tim	1995-96	Mortensen, Todd	2001-03	Oborn, Kent	1964-66	Pendleton, Lance	2002-03
McWhorter, George	1949-50	Morton, Kevon	1997-98	O'Brien, Mike	1986-88	Peterson, Ben	1995-96
Meadows, Billy	1953	Mo'Unga, Tevita	2015-2016	Odle, Matt	1988-89	Peterson, BJ	2009-10
Mees, Carter	2009-11	Muehlmann, Chris	2007-08	Odle, Phil	1965-67	Peterson, Charlie	1998-01
Mees, Mike	1979, 81-82	Muehlmann, Mike	2010-11	Ofahengau, Kelepi	1996	Peterson, Gary	1975-77
Meibos, Jared	2001-03	Muirbrook, Shay	1993-96	Ofahengau, Tevita	1997-00	Petersen, Greg	1981-83
Meikle, Nathan	2005-06	Mullenbrook, Grant	1941	Ogden, John	1964-66	Peterson, Lawrence	1925, 28
Mendenhall, Pete	1923-26	Mulleneaux, Lynn	1962-63	Ogden, Steve	1964-66	Peterson, Matt	2010-11
Mendenhall, Mat	1975-79	Murdock, Blake	1973-76	Ogletree, Brandon	2009-12	Peterson, Paul	1999-01
Mendenhall, Paul	1953-54	Murdock, Bob	1988	Oldroyd, Herman	1948	Peterson, Scott	1985-88
Mendenhall, Ron	1969-70	Murdock, Steve	1931-32	Oliverston, Glen	1942, 46-47	Peterson, Steve	1965-67
Mendenhall, Wilford	1923-24	Murdock, Steve	1947	Oliverston, Ray	1950-51	Pettis, Scott	1980-82
Mendenhall, Zed	2010-12	Murphy, Lynn	1988	Olomua, Bristol	1999	Pettit, Marshall	1999
Mendenhall, Zeke	2009-10	Murray, Mark	1936	Olsen, Ammon	2013	Phillips, Danny	2000-01
Mercado, Hank	1968	Muse, Ivan	1953-54	Olsen, Hans	1997-00	Phillips, Jim	1969-70
Merkeley, Floyd	1933-34	NNN		Olsen, James	1960	Phillips, Scott	1977-80
Merkley, Cecil	1924-25	Nacua, Kai	2013-16	Olsen, Orrin	1972, 74-75	Pierce, Raynor	1956-57
Merkley, Doran	1961-63	Naiwahine, Henry	1964-65	Olsen, Rex	1946-47	Pikula, Manoa	2012-15
Merkley, Scott	1992-94	Nance, Kent	1962, 64-65	Olson, Brent	1968	Pilgrim, Evan	1991-94
Merrill, Kimball	1946-48	Nash, Andrew	1993, 97-98	Olson, Mel	1964, 66, 69	Pili, Ifo	1998, 01-03
Merrill, Ray	1929-31	Nauahi, Phil	1987-88	Olson, Bob	1956-58	Pili, JoJo	2009
Meservey, Matt	1989, 92-95	Neal, Spencer	2001-02	O'Mary, Kevin	2013-14	Pili, Trajan	2016
Meteer, Dave	1974-76	Neal, Ray	1954-56	O'Neil, Mike	1980-82	Philimai, Alema	2016
Meyer, Gerald	1968-70	Neal, John	1977, 79	Ongongotau, Vaha	1994-95	Pistorius, Mike	1971-73
Mikkelsen, Andrew	2014, 2016	Neal, Mark	1987-89	Oramas, Sam	1983-84	Pittman, G	2008
Miles, David	1985-87	Neff, David	1981-84	Ord, Andrew	1999-02	Pittman, Jonathan	1999-00
Mili, Itula	1991, 94-96	Nehring, Richard	2005	Ord, Jon	1989-92	Pitta, Dennis	2004, 07-09
Miller, Bill	1969-71	Neilson, Scott	1977-79	Ormsby, Mark	1985	Pitts, Greg	1991-94
Miller, Drew	1997-98	Nelson, Bill	1961-63	Orr, Bob	1941	Pitts, Paul	1991
Miller, Jay	1972-74, 76	Nelson, Grant	2007-09	Orr, Budd	1988-89	Plater, Dan	1978-81
Miller, Larry	1975-78	Nelson, Keanu	2014	Orr, Richard	1984	Pochman, Ethan	1996
Miller, Lynn	1922	Nelson, Riley	2009-12	Osborne, Bruce	1947-48	Pochman, Owen	1997-00
Miller, Steve	1975-76	Nelson, Ted	1969-70	Oswald, David	2006-08	Pollard, Pearl	1929
Miller, Tom	1977-78	Nelson, Tyler	1996-99	Overstreet, Leroy	1960	Pollock, Jon	1993-94
Miller, Val	1972-73	Newberry, Max	1965-67	Oyler, Phil	1953-54	Poodry, Bradley	1949-50
Millet, Floyd	1932-33	Newell, Bob	1979	PPP		Popin, Bill	1976-77
Mills, Dave	1981, 83-84	Nichols, Eddie	1969-70	Pace, Corey	1980-81	Poppinga, Brady	2001-04
Mills, Mike	1940-42, 47	Nicoll, Kevin	1991-92	Pace, John	2007-09	Poppinga, Dennis	1970-71
Mitchell, Brian	1987-90	Nielsen, Austin	2010	Packard, Paul	1922-24	Poppinga, Kelly	2006-07
Mitchell, Kevin	1983	Nielsen, Gifford	1975-77	Page, Max	1970-71	Porter, Dave	1989-90
Mitchell, Patrick	1991-94	Nielsen, Mel	1950-52	Palmer, Dennis	1964-66	Porter, Ned	1949
Mitton, Bill	1964-65	Nielsen, Wally	1950	Paongo, Hala	2004-06	Poston, Ford	1999-2000
Miyahira, Cole	2005-06	Nielson, Kip	2002-03	Parker, Robert	1984-86	PoVey, Skye	2011, 13-14
Moala, John	1996-97	Nielson, Mike	1999, 01	Parks, Noah	1995	Powell, Sawyer	2016
Moberly, Scott	1990	Nilsen, Reed	1940-42, 46	Partridge, Truman	1922	Powers, Ralph	1954-55
Moeaki, John	1994	Nilsson, Jeff	1974-76, 79	Patera, Dennis	1967	Preator, Jordan	2014-15
Moffat, Chad	1988, 91	Nisonger, Hap	1931-33	Patterson, John	1967-69	Presley, Leo	1965-67
Mohetau, Ofa	2003	Niu, Philip	2003	Patterson, Craig	1987-89	Prested, Bob	1977, 79-80
Moleni, Stan	1998	Niumatalolo, Va'a	2015-16	Patterson, Wes	1998	Preston, Mike	1971-73
Molifua, Wally	1972-73	Nixon, David	2003, 06-08	Patton, Lyle	1948	Price, Roger	1986
Molini, Trevor	1984-86	Norberg, Scott	1984-85	Paulson, Art	1949, 51	Price, Steve	1971-73
Monahan, John	1970-72	Norman, Keyan	2016	Paulson, John	1949-50	Prince, Clement	1930
Monson, Calvin	1953	Norton, Harold	1950	Pau'u, Butch	2015-16	Pringle, Tico	2006



DB Tim McTyer



LB Rob Morris



DL Hans Olsen



OL Garry Pay



LETTERMEN

Pritchard, Iona	2008, 12-13	Roberts, Kyle	1991-93	Semanoff, Joe	2005-07	Soelberg, Nate	2003-2005
Probert, Leo	1929	Roberts, Tim	1967-69	Serck, Ken	1968-70	Soffe, Ken	1936-38
Probert, Marion	1951-54	Robertson, Heshi	1998-99	Shaw, Gary	1973-75	Soffe, Wayne	1935-36
Pulsipher, Adam	2015-16	Robins, Roy	1973	Shea, Glenn	1964-65	So'oto, Vic	2005, 07, 09-10
Putnam, Matt	2008-2011	Robinson, Alan	1962-64	Sheide, Gary	1973-74	Sorensen, Daniel	2008, 11-13
Putnam, Norman	1957-59	Robinson, Chad	1987-89	Shell, Todd	1980-83	Sorensen, Justin	2008, 11-13
QQQ		Robinson, John	1953-54	Shelton, Michael	2015-16	Sorenson, Tom	2007-08
Quezada, Joshua	2010, 11	Robinson, Justin	2005-06	Sherman, Marc	1984-85	Sowards, Jesse	1997-99
RRR		Robinson, Rob	2003	Shields, Lloyd	1930-32	Spencer, Brock	1990
Raass, John	1994-95	Robinson, Scott	1983-85	Shiffler, Mike	1996-98	Speredon, Jason	2007-08, 10
Raass, Stan	1994-95	Robison, Burle	1930-32	Shifrer, Max	1946	Sprouse, Al	1965
Ralph, Dick	1956	Roderick, Aaron	1997-98	Shoaf, Thomas	2016	Sprowls, Jeff	1984-85
Ramage, Cory	1999-00	Rodoni, Brian	1985-87	Shober, Ernest	1930	Squires, Monte	1966-68
Ramage, John	1977, 80-81	Rodrique, Perry	1966-67	Shoemaker, Paul	1995-97	Sralla, Scott	1991-93
Ransom, Villar	1942	Rogers, Courtney	1986-88	Shumway, Drew	1953	St. Pierre, Ed	1978-80
Rasmussen, Korey	1984-86	Rogers, Steve	1980-81	Shumway, Jay	1984-86	Stacey, Andrew	2005-06
Rawlinson, Doug	1985-86	Romero, Ed	1968	Shumway, Shane	1984-86	Staffieri, Markell	2004-07
Rawlinson, Randy	1983-84	Romney, Golden	1925	Shumway, Talon	2016	Staley, Dustin	1995, 99-01
Reading, Chris	1968-70	Rossi, Pete	1984	Sikahema, Kapi	1991	Staley, Lucas	1999-01
Reading, Lynn	1956	Roundy, Elmo	1948-49, 52	Sikahema, Vai	1980-85	Stapley, Hal	1956
Reber, Scott	1977-79	Rowe, Owen	1926-28	Simmerman, Bob	1977	Stapley, Stan	1946-47
Redd, Glenn	1979-80	Rowley, Graham	2010-11, 14-15	Simmons, Dean	1933-34	Startin, Wayne	1956-58
Redden, Matt	1992-95	Rozeshi, Ed	1971-72	Simmons, Dennis	1993-96	Stearns, Ned	1996-01
Reden, Stehly	2011-12	Russell, Mike	1973-74	Simmons, Don	1926	Steele, Greg	1994
Reden, Garrett	2007-08	Russell, Tim	1965-66	Simmons, Gerald	1934	Steele, Tom	2010
Reed, Dermmel	1994-95	Ryckert, Dustin	1999-02	Simmons, Henry	1926-27	Stephens, Brandon	2001-03
Reed, Larry	1946	SSS		Simmons, Ron	1991-93	Stephens, Robert	1988-90
Reed, Michael	2005-08	Salanoa, Thor	1985-87	Simon, Micah	2015	Stephenson, Riley	2009-12
Reeve, Mark	1927-29	Salazar, Rob	1982-83	Simpson, Ron	1992	Sterling, Otis	1991-92
Reeve, Wayne	1939-40	Salido, Mike	1987-88, 90	Sinclair, Paul	1987	Stevens, Chris	1996-97
Reid, Adney	2003	Saluone, Pili	1970-71	Sitake, Kalani	1994, 97-00	Stevenson, Derik	1995-98
Reid, Andy	1979-80	Saluone, Terence	1992-93	Sitake, T.J.	1999-00, 04-05	Stewart, Christian	2014
Reid, Gabriel Po'u	1999-02	Samples, Bruce	1960	Skiba, John	1998-99	Stewart Cody	2016
Reid, Spencer	1994-97	Samples, Gary	1965	Skidmore, Henry	1967-68	Stewart, Ron	1963
Reilly, Drew	2013	Sampson, Bryan	2014-15	Skinner, Ryan	2000	Stinnett, Eddie	1982-83
Regis, Larry	1956-57	Sampson, Eddie	1994-96	Skousen, Basil	1927-29	Stoddard, Gary	1974
Rex, Byron	1990-92	Sampson, Joe	2011-12	Skousen, Clarence	1927-28	Stoddard, Troy	1993
Reynolds, Dallas	2005-08	Sampson, Nate	2016	Skousen, Jim	1946	Stolworthy, Reed	1949, 52-53
Reynolds, Houston	2010-11	Samson, Trevor	2014-15	Skousen, Marvin	1929-31	Stolworthy, Tom	1960
Reynolds, Lance	1972-73, 76-77	Sanders, Brian	2002-05	Skousen, Murray	1939	Stolworthy, Willard	1953-54
Reynolds, Lance Jr.	2004-2005	Sanders, Jack	1967	Skousen, Owen	1951-52	Stone, Devon	1961-63
Reynolds, Matt	2008-11	Sanders, Steve	1985-86	Slater, Ryan	2001-03	Stone, Doug	1991-92
Rhea, Jeff	2002, 05-06	Sandlin, Rhett	2015-16	Slavens, Johnny	1997	Stone, Thayne	1942, 46-48
Rice, Bill	1974-76	Sanford, Hunt	1932-34	Slayton, Randy	1988-89	Stout, Zac	2010, 14
Rice, Rodney	1987-88	Sanford, Terry	1967-68	Slipp, Jeff	1967-69	Stratton, Steve	1971-73
Rice, Tom	1966	Santiago, CJ	2007-08	Small, Mark	1990	Straw, Jason	1996
Rich, Andrew	2008-10	Santiago, Lou	1963	Smilowitz, Julian	1972-73, 75	Stringham, Brock	2011-14
Richards, Golden	1970-71	Sarkisian, Steve	1995-96	Smit, Walter	1950-52	Stringham, Jack	1935-37
Richards, Jimmy	1996-99	Sartin, Ron	1958-59	Smith, Bennie	1971-72	Stromberg, Doug	1977-79
Richardson, Brock	2007-08	Sartin, Wayne	1956-58	Smith, Brad	1982-84	Stroth, Vince	1980-82
Richardson, Glen	1960-63	Satterfield, LaVon	1951-53	Smith, Brian	2007	Sullivan, Sean	2000
Richardson, Joe	1990	Saulsberry, Andre	2006-07	Smith, Bruce	1962-64	Sumko, Mike	2001-02
Richardson, Jordan	2009-11	Saunooke, Rob	1988	Smith, Chris	1987-90	Summers, Hyrum	1996-98
Richardson, Vernon	1930-32	Scales, Roger	1967-68	Smith, Courtney	1996	Sundwall, Pete	1956
Richins, Grant	1942	Scanlan, Joe	1966-67	Smith, Dave	1978-79	Sutorius, Paul	1967-69
Ridley, Skyler	2007, 10-13	Schaerrer, Cade	1993	Smith, Horrace	1966-68	Swanson, Dave	1968-69
Rigell, Mike	1998, 00-01	Schaffer, Max	1992	Smith, Kelly	1983-85	Swenson, Marc	1976-78
Ring, Bill	1977-78	Schmidt, Jason	1991	Smith, Ken	1984-85	Swenson, Reed	1923-25
Ringwood, Howard	1958-59	Schmidt, Tom	1976	Smith, Lloyd	1961-63	TTT	
Ripee, Tom	1967-68	Schmitt, Craig	1998-99	Smith, Mark	1988-90	Taele, Logan	2013-16
Riska, Gene	1939-41	Schoepflin, Bill	1978-80	Smith, Marlin	1958, 60	Tafuna, David	2004-06, 08
Rivera, Keith	1971, 73-74	Schow, Doug	1964-66	Smith, Matt	2006	Tahi, Fahu	1999, 03-05
Roberts, Bobby	1965-67	Scukanec, Jason	1998-01	Smith, Sid	1972-75	Tait, John	1996-98
Roberts, Charles	1936-38	Segovia, Damian	1999	Smith, Tyson	1999-00	Takenaka, Eric	2015-16
Roberts, Jim	2001	Sekona, Sosia	2005	Snowden, Will	1997-00	Takitaki, Sione	2014-15



K Owen Pochman



LB Spencer Reid



QB Gary Sheide



RB Vai Sikahema

Taliauli, Merrill	2013, 16
Tanner, Beau	2016
Tanner, Kirk	1974
Tanner, Mike	2000-03
Tapusoa, Johnny	2016
Tarleton, Vic	1992-93
Tausinga, Kesni	2015-16
Tautu, Sae	2013-16
Taylor, Clinton	1953-54
Taylor, Dan	1972-73
Taylor, Dan	1960-62
Taylor, Dave	1975-76
Taylor, Dunn	1923-24, 26
Taylor, Glen	1954, 56
Taylor, Golden	1934-35
Taylor, Isaac	2007-08
Taylor, Jim	1956
Tenifa, Lolo	2008
Tennyson, Bob	1962-63
Te'o, Shiloah	2008
Terranova, Mark	1973, 75-76
Terry, Dave	1971-73
Tervort, Daniel	2007
Tew, Kyle	2005
Thieman, Dick	1965-67
Thiel, Ted	1948
Thomas, Rodney	1984-87
Thomas, Steven	2008-10
Thompson, Brett	2009, 12-13
Thompson, Pat	1986-88
Thompson, Tod	1976-78
Thorn, Paul	1928-30
Thorne, Dick	1925-27
Thorson, Marco	2009-11
Tialavea, Russell	2005-09, 12
Tiatia, Sim	1988, 90
Tibbetts, Ted	1941
Tibbitts, Ryan	1979-80
Tidwell, Dave	1983, 85
Tidwell, Neils	1979, 81-82
Tidwell, Randy	1978-79
Tingey, Kent	1978-79
Titensor, Glen	1979-80
Tiumalu, Casey	1982-83
Tolbert, Max	1949-51
Tonga, Manase	2005-07, 09
Tonga, Matongi	2006
Tooke, Dick	1949, 51
Toolson, Tom	1973-74
Toone, Cliff	1929, 31
Towle, Kevin	1985
Tree, Marion	1947-48
Tree, Ron	1970-72
Trinnaman, Jonah	2016
Tripp, Elton	2000
Tripple, Leo	1963
Tucker, Glen	1932-33
Tucker, Larry	1974, 76
Tuiloma, Travis	2011, 14-16
Tuipulotu, Peter	1987, 89-91
Tuipulotu, Tom	1983, 85
Tujague, Garrett	1990-91
Turley, Stan	1940
Tushaus, Blair	2010-12

UUU	
Uale, Travis	2008-11
Ulufale, Mike	1994-95
Unga, Harvey	2006-09
Unga, Morgan	2015-16
Unga, Victor	2008
'Unga, Uani	2012-13
Unger, Nick	1987
Unutoa, Morris	1989, 93-95
Uperesa, Keith	1974-77
Uslman, Mark	1974-75
VVV	
Vacher, Clug	1929-30
Vaitai, Manaaki	2007, 10-13
Vakalahi, Fono	2009
Vakapuna, Taufui	2003, 06-08
Valdez, Nati	1989-92
Valgardson, Don	1976
Valgardson, Kam	1997-00
Valgardson, Rich	1971
Van De Merwe, Jan	1976-77
VanDerWouden, John	1975-77
Van Leeuwen, Craig	1974
Van Leeuwen, Kent	1986
Van Noy, Kyle	2010-13
Van Sweden, Dan	2006-07, 09
Van Valkenburg, AJ	2010
Van Valkenburg, Dan	1976
Van Valkenburg, Pete	1970-72
VanDerWouden, John	1975-77
VanWoerkom, Scott	1989-90
Varner, Ross	1976-78
Varner, Stan	1973-75
Varoz, Brett	1983
Vea, Simote	2010-12
Velasco, John	1953-54
Velasco, Ron	1976-78
Verbantz, Tom	1953-55
Verney, John	1934-35
Vest, Niles	1933
Vesterfelt, Jay	1962-63
Vincent, Hanale	2001-04
VonColln, J. C.	1986-87
Vorwaller, Wes	1960
WWW	
Wade, Alton	1953
Wadsworth, Jeff	1983
Wadsworth, Michael	2013-15
Wagner, Aaron	2005-06
Wagner, Jadon	2008-11
Waldo, Vern	1934-36
Walsh, John	1991, 93-94
Wakley, Ron	1967-69
Walkenhorst, Paul	2000-02, 05
Walker, Jason	1995-98
Walker, Kevin	1980-82
Walker, Mark	1979-81
Walter, John	1970
Wangsgard, Keith	1930-31
Wanosik, Bill	1963-65
Warcup, Rob	1998-99
Ward, Anthony	2000-01
Ward, Roy	1976
Wardell, Doug	1962-64
Warner, Chris	2006

Warner, Fred	2014-16
Warner, Max	1932
Warner, Meldon	1935, 37
Warner, Troy	2016
Waters, Merrill	1936, 38
Watford, Dennis	1968-70
Watkins, Chris	1999-00
Watkins, Todd	2004-05
Watterson, Eric	2004
Watts, Stan	1936
Webb, Dennis	1978, 81
Weber, Riley	2004-05
Webster, Gary	1985
Weed, Mark	1942
Weenig, Jay	1955-56
Weenig, John	1937, 39
Weenig, Val	1961-62
Weight, Gary	1974-75
Weinkauf, Mike	1967-69
Wells, Grant	1971-73
Wells, Von	1970-72
Wesley, De'Ondre	2013-14
West, Henry	1952-54
Westbrook, Michael	1998-99
Westover, Udel	1951-52
Whalen, Marcus	2000, 02-03
Wheat, Warren	1986-88
Wheeler, Melvin	1934-36
White, Brian	1986-88
White, Greg	1996
White, Leon	1982-85
White, Reed	2007-08
White, Spencer	2003-05
Whitehead, Clark	1953
Whiting, Teag	2000-01
Whitney, Fred	1942
Whitsett, Vic	1979
Whittingham, Cary	1981, 83-85
Whittingham, Fred	1986-89
Whittingham, Kyle	1978-81
Wilcox, Brad	2013-15
Wilcox, Chris	2016
Wilcox, Jeff	1984-86
Wilgar, Dana	1973-76
Wilkinson, Rod	2001-04
Wilkes, Doug	1978-79
Wilkinson, Bob	1923
Wilkinson, Glen	1931
Willardson, Troy	1994
Willett, Ralph	1950
Williams, Doug	1978-79
Williams, Duaine	1992-93
Williams, Jack	1997
Williams, Jamaal	2012-14, 16
Willing, RJ	2004, 07-09
Willis, Jamal	1991-94
Wilson, Derrus	2000-01
Wilson, Grant	1964-66
Wilson, Jessie	1934
Wilson, John	1962-63
Wilson, Kyle	2002-03
Wilson, Marc	1977-79
Wilson, Pete	1931-33
Wilson, Richard	2010-13

Wilson, Rick	1988
Wilson, Rob	1978-80
Wilson, Ron	1970-71
Wing, George	1939-41
Wingard, Casey	1977-78
Winward, Troy	1998
Witney, Frank	1946
Wolfgang, Solomon	2016
Wolffey, Rick	2007-08
Wong, Joe	1997-98
Wong, Louis	1982-84
Wood, Dick	1961, 63-64
Wood, Don	1948, 52-53
Wood, John	1956
Wood, Rod	1976-78
Woodward, Jack	1934-35
Worthington, Vernal	1925-27
Wright, Bill	1960-62
Wright, Bill	2000-03
Wright, Dave	1983-85
Wright, Frank	1934-35
XX	
Xanthos, Vincent	2001-03
YYY	
Yancey, Daren	1995-98
Yarro, Justin	1992-93
Yarro, Ralph	1960-61
Yeck, Michael	2012-14
Young, Eddie	1958
Young, Ike	1922-23
Young, Jonathan	1982-83
Young, LeGrand	1957-59
Young, Mike	1987
Young, Scott	2002-04
Young, Steve	1981-83
Young, Tom	1992-94
Younger, Stan	1977-78
ZZZ	
Zayas, Rich	1986-87
Zeller, Mike	1967-68
Ziolkowski, Jake	2014-15
Zitting, Ron	1956
Zogg, Murray	1995-96
Zundel, Matt	1989-91
Zwahlen, Lynn	1972-73, 76-77



RB Casey Tiumalu



RB Pete Van Valkenburg



DB Michael Wadsworth



LB Leon White



YEARLY LEADERS

PASSING

YR.	PLAYER	ATT	CMP	INT	YDS	TD
2016	Taysom Hill	372	222	11	2,323	12
2015	Tanner Mangum	446	267	10	3,377	23
2014	Christian Stewart	348	199	9	2,621	25
2013	Taysom Hill	438	236	14	2,938	19
2012	Riley Nelson	308	181	13	2,011	13
2011	Riley Nelson	202	116	7	1,717	19
2010	Jake Heaps	383	219	9	2,316	15
2009	Max Hall*	409	275	14	3,560	33
2008	Max Hall*	447	330	14	3,957	35
2007	Max Hall*	496	298	12	3,848	26
2006	John Beck*	417	289	8	3,885	32
2005	John Beck*	513	331	13	3,709	27
2004	John Beck	343	192	8	2,563	15
2003	Matt Berry	235	147	14	1,445	7
2002	Brett Engemann	215	119	8	1,334	6
2001	Brandon Doman	408	261	8	3,542	33
2000	Charlie Peterson	260	149	5	1,617	6
1999	Kevin Feterik	452	277	15	3,554	25
1998	Kevin Feterik	336	202	6	2,718	16
1997	Kevin Feterik	208	125	5	1,767	11
1996	Steve Sarkisian	404	278	12	4,027	33
1995	Steve Sarkisian	385	250	14	3,437	20
1994	John Walsh	463	284	14	3,712	29
1993	John Walsh	397	244	15	3,727	28
1992	Ryan Hancock	288	165	13	2,635	17
1991	Ty Detmer*	403	249	12	4,031	35
1990	Ty Detmer#	562	361	28	5,188	41
1989	Ty Detmer*	412	265	15	4,560	32
1988	Sean Covey	319	174	10	2,607	13
1987	Bob Jensen	259	144	14	1,833	10
1986	Steve Lindsley	287	180	18	2,247	12
1985	Robbie Bosco	511	338	24	4,273	30
1984	Robbie Bosco*	458	283	11	3,875	33
1983	Steve Young#	429	306	10	3,902	33
1982	Steve Young *	367	230	18	3,100	18
1981	Jim McMahon#	423	272	7	3,555	30
1980	Jim McMahon#	445	284	18	4,571	47
1979	Marc Wilson*	427	250	15	3,720	29
1978	Marc Wilson	233	121	13	1,499	8
1977	Marc Wilson*	277	164	18	2,418	24
1976	Gifford Nielsen*	372	207	19	3,192	29
1975	Gifford Nielsen	180	110	7	1,471	10
1974	Gary Sheide	300	181	19	2,174	23
1973	Gary Sheide*	294	177	12	2,350	22
1972	Bill August	144	69	5	891	2
1971	Bill August	87	37	11	448	2
1970	Rick Jones	168	76	17	851	1
1969	Marc Lyons	193	87	11	1,297	9
1968	Marc Lyons	157	66	9	735	2
1967	Marc Lyons	193	99	8	1,313	9
1966	Virgil Carter	293	141	16	2,182	21
1965	Virgil Carter*	250	120	13	1,789	20
1964	Virgil Carter	193	66	14	1,154	9
1963	Ron Stewart	23	10	0	160	1
1962	Eldon Fortie	100	43	11	814	7
1961	Eldon Fortie	83	33	11	469	5
1960	Bud Belnap	51	20	8	285	2
1959	Gary Dunn	31	10	3	223	1
1958	Wayne Startin	68	28	8	332	2
1957	Carroll Johnston	102	39	7	447	3
1956	Carroll Johnston	167	71	15	945	8
1955	Don Dixon	60	21	9	335	2
1954	Ron Bean	42	20	1	437	0
1953	LaVon Satterfield	92	34	8	568	4

* Led Conference, # Led Nation

RECEIVING

YR.	PLAYER	REC	YDS	TD
2016	Nick Kurtz	49	541	2
2015	Mitch Mathews	54	737	11
2014	Mitch Mathews	73	922	9

2013	Cody Hoffman	57	894	5
2012	Cody Hoffman	100	1,248	11
2011	Cody Hoffman	61	943	10
2010	JJ Di Luigi	45	443	1
	Cody Hoffman	42	527	7
2009	Dennis Pitta	62	829	8
2008	Austin Collier#	106	1,538	15
2007	Dennis Pitta	59	813	5
2006	Jonny Harline	58	935	12
2005	Jonny Harline	63	853	5
2004	Austin Collier	53	771	8
	Todd Watkins	52	1,042	6
2003	Toby Christensen	53	547	4
2002	Reno Mahe	59	771	2
2001	Reno Mahe*	91	1,211	9
2000	Margin Hooks	61	718	2
1999	Margin Hooks	60	1,067	7
1998	Margin Hooks	49	732	3
1997	Ben Cahoon	57	931	4
1996	K.O. Kealaluhi	49	901	8
1995	Mike Johnston	40	650	6
1994	Tim Nowatzke	47	601	4
1993	Eric Drage	54	867	5
1992	Eric Drage	56	1,093	12
1991	Eric Drage	46	1,018	10
1990	Andy Boyce	79	1,241	13
1989	Chris Smith	60	1,090	5
1988	Chuck Cutler	64	1,039	10
1987	Darren Handley	52	636	3
1986	Mark Bellini	46	839	5
1985	Mark Bellini	63	1,008	14
1984	David Mills*	60	1,023	7
1983	Casey Tiunulu	60	583	3
	Gordon Hudson	44	596	6
1982	Gordon Hudson*	67	928	6
1981	Gordon Hudson*	67	960	0
1980	Scott Phillips*	60	689	7
1979	Homer Jones*	46	404	4
1978	Mike Chronister	52	850	3
1977	Todd Christensen*	50	603	5
1976	Todd Christensen	51	510	3
1975	Todd Christensen	30	319	3
1975	J. VanDerWouden	29	621	3
1974	John Betham	38	569	6
1973	Jay Miller#	100	1,181	8
1972	Logan Hunter	49	555	2
1971	Golden Richards	14	238	1
1970	Golden Richards	36	513	1
1969	Kip Jackson	25	261	3
1968	Ed Romero	41	495	1
1967	Phil Odle*	77	971	9
1966	Phil Odle	60	920	5
1965	Phil Odle*	46	657	10
1964	Bruce Smith	30	470	3
1963	Bruce Smith	13	178	1
1962	Bruce Smith	14	230	0
1961	Paul Allen	5	261	3
1961	Don Peterson	11	115	0
1960	Jack Gifford	6	138	1
1959	Howard Ringwood	10	130	0
1958	R.K. Brown	10	177	2
1957	R.K. Brown	12	183	2
1956	Burt Bullock	22	291	2
1955	Owen Skousen	10	190	0
1954	Tom Verbantz	14	226	0

RUSHING

YR.	PLAYER	RUSH	YDS	AVG
2016	Jamaal Williams	234	1,375	5.9
2015	Algernon Brown	127	709	5.6
2014	Jamaal Williams	109	518	4.8
2013	Taysom Hill	246	1,344	5.5
2012	Jamaal Williams	166	775	4.7
2011	JJ Di Luigi	116	584	5.0

YEARLY LEADERS



2010	JJ Di Luigi	178	917	5.2
2009	Harvey Unga	208	1,087	5.2
2008	Harvey Unga	240	1,132	4.7
2007	Harvey Unga	244	1,227	5.0
2006	Curtis Brown	201	1,010	5.0
2005	Curtis Brown	210	1,123	5.3
2004	Curtis Brown	158	828	5.0
2003	Rey Brathwaite	145	812	5.6
2002	Marcus Whalen	181	918	5.1
2001	Luke Staley	196	1,582	#8.1
2000	Luke Staley	130	548	3.7
1999	Fahu Tahi	102	445	4.4
1998	Ronney Jenkins	252	1,307	5.2
1997	Brian McKenzie	218	1,004	4.6
1996	Brian McKenzie	167	950	5.7
1995	Hema Heimuli	112	449	4.0
1994	Jamal Willis	204	1,042	5.1
1993	Kalin Hall	113	567	5.0
1992	Jamal Willis	204	1,004	4.9
1991	Peter Tuipulotu	125	619	5.0
1990	Peter Tuipulotu	98	637	6.5
1989	Fred Whittingham	109	582	5.3
1988	Fred Whittingham	88	513	5.8
1987	Fred Whittingham	129	418	3.2
1986	Lakei Heimuli	230	966	4.2
1985	Lakei Heimuli	188	913	4.6
1984	Lakei Heimuli	158	796	5.0
1983	Casey Tiunulu	139	851	6.1
1982	Casey Tiunulu	110	681	6.0
1981	Scott Pettis	94	499	5.3
1980	Eric Lane	96	473	4.9
1979	Eric Lane	94	595	6.3
1978	Bill Ring	116	520	4.5
1977	Scott Phillips	47	325	6.9
1976	Jeff Blanc	149	625	4.0
1975	Jeff Blanc	216	984	4.6
1974	Jeff Blanc	199	784	3.9
1973	Mark Terranova	94	414	4.3
1972	P. Van Valkenburg#	232	1,386	6.0
1971	P. Van Valkenburg	121	601	4.9
1970	P. Van Valkenburg	103	405	3.9
1969	Kip Jackson	209	791	3.7
1968	Dave Swanson	94	353	3.8
1967	Ron Wakley	62	296	4.7
1966	John Ogden*	204	906	4.4
1965	John Ogden*	152	700	4.6
1964	John Ogden*	179	770	4.3
1963	Phil Brady	71	318	4.5
1962	Eldon Fortie*	199	1,149	5.8
1961	Eldon Fortie	138	422	3.1
1960	Bud Belnap	101	256	2.5
1959	LeGrand Young	83	423	5.1
1958	Weldon Jackson*	101	698	6.9
1957	Weldon Jackson	138	605	4.3
1956	Steve Campora	34	259	7.6
1955	Phil Oyler	64	366	5.7
1954	Dick Felt	90	379	4.2
1953	Reed Stolworthy	86	473	5.5
1952	Reed Stolworthy	99	436	4.4

TOTAL OFFENSE

YR.	PLAYER	RUSH	PASS	TOTAL
2016	Taysom Hill	603	2,323	2,926
2015	Tanner Mangum	-92	3,377	3,285
2014	Christian Stewart	163	2,621	2,784
2013	Taysom Hill	1,344	2938	4,282
2012	Riley Nelson	196	2,011	2,207
2011	Riley Nelson	392	1,717	2,109
2010	Jake Heaps	-100	2,316	2,216
2009	Max Hall*	75	3,560	3,635
2008	Max Hall*	115	3,957	4,072
2007	Max Hall*	14	3,848	3,862
2006	John Beck*	-8	3,885	3,877
2005	John Beck*	61	3,709	3,770

2004	John Beck	-36	2,563	2,527
2003	Matt Berry	-100	1,445	1,345
2002	Bret Engemann	-20	1,334	1,314
2001	Brandon Doman*	456	3,542	3,998
2000	Charlie Peterson	-78	1,617	1,539
1999	Kevin Feterik	-77	3,554	3,477
1998	Kevin Feterik	-111	2,718	2,607
1997	Kevin Feterik	-156	1,767	1,611
1996	Steve Sarkisian	-44	4,027	3,983
1995	Steve Sarkisian	-167	3,437	3,270
1994	John Walsh	-239	3,712	3,473
1993	John Walsh	-307	3,727	3,420
1992	Ryan Hancock	-49	2,635	2,586
1991	Ty Detmer#	-30	4,031	4,001
1990	Ty Detmer*	-166	5,188	5,022
1989	Ty Detmer*	-127	4,560	4,433
1988	Sean Covey	-82	2,607	2,525
1987	Bob Jensen	84	1,833	1,917
1986	Steve Lindsley	-90	2,247	2,157
1985	Robbie Bosco*	-132	4,273	4,141
1984	Robbie Bosco#	57	3,857	3,932
1983	Steve Young#	444	3,902	4,346
1982	Steve Young*	407	3,100	3,507
1981	Jim McMahon#	-97	3,555	3,458
1980	Jim McMahon#	56	4,571	4,627
1979	Marc Wilson#	-140	3,720	3,580
1978	Marc Wilson	85	1,499	1,584
1977	Marc Wilson*	20	2,418	2,438
1976	Gifford Nielsen*	-273	3,192	2,919
1975	Gifford Nielsen	-144	1,471	1,327
1974	Gary Sheide	-165	2,174	2,009
1973	Gary Sheide	-7	2,350	2,343
1972	Van Valkenburg	1,386	32	1,418
1971	Van Valkenburg	601	83	684
1970	Rick Jones	-112	851	739
1969	Marc Lyons	-83	1,297	1,214
1968	Marc Lyons	-99	735	636
1967	Marc Lyons	137	1,313	1,450
1966	Virgil Carter#	363	2,182	2,545
1965	Virgil Carter*	474	1,789	2,263
1964	Virgil Carter	38	1,154	1,542
1963	Phil Brady	318	130	448
1962	Eldon Fortie*	1,149	814	1,963
1961	Eldon Fortie	422	469	891
1960	Bud Belnap	256	285	541
1959	LeGrand Young	423	0	423
1958	Weldon Jackson	698	0	698
1957	Weldon Jackson	605	0	605
1956	Carroll Johnston	39	986	1,025
1955	Phil Oyler	366	15	381
1954	Ron Bean	4	437	441
1953	LaVon Satterfield	114	568	682
1952	Reed Stolworthy	436	0	436

SCORING

YR.	PLAYER	TD	PAT	FG	PTS
2016	Rhett Almond	0	39	17	90
2015	Trevor Samson	0	52	14	94
2014	Trevor Samson	0	62	12	98
2013	Justin Sorensen	0	45	21	108
2012	Jamaal Williams	13	0	0	78
2011	Justin Sorensen	0	48	15	93
2010	Mitch Payne	0	37	17	88
2009	Mitch Payne	0	59	10	89
2008	Harvey Unga	15	1	0	92
2007	Harvey Unga	17	0	0	102
2006	Jared McLaughlin*	0	58	14	100
2005	Curtis Brown	16	1	0	98
2004	Matt Payne	0	30	15	75
2003	Matt Payne	0	20	14	62
2002	Matt Payne	0	27	13	66
2001	Luke Staley#	28	1	0	170
2000	Owen Pochman	0	29	19	86
1999	Owen Pochman	0	36	18	90



YEARLY LEADERS

1998	Owen Pochman	0	41	20	101
1997	Brian McKenzie	12	0	0	72
1996	Ethan Pochman	0	63	20	123
1995	Bill Hansen	0	33	10	63
1994	Jamal Willis	14	0	0	84
1993	Joe Herrick	0	46	10	76
1992	David Lauder	0	42	13	81
1991	Eric Drage	10	0	0	60
1990	Earl Kauffman	0	55	12	91
1989	Jason Chaffetz	0	53	10	83
1988	Matt Bellini	11	0	0	66
1987	Leonard Chitty	0	32	18	86
1986	Leonard Chitty	0	32	16	80
1985	Mark Bellini	14	0	0	84
1984	Lakei Heimuli	14	0	0	84
1984	Lee Johnson	0	43	13	74
1983	Lee Johnson*	0	52	11	85
1982	Kurt Gunther*	0	41	11	74
1981	W. Hamilton*	16	0	0	96
1980	Clay Brown*	15	0	0	90
1979	Brent Johnson*	0	52	10	82
1978	Bill Ring	11	0	0	66
1977	Dev Duke*	0	46	9	73
1976	Dave Taylor*	0	34	15	79
1975	Jeff Blanc	11	0	0	66
1974	Jeff Blanc*	10	0	0	60
1973	Dev Duke	0	29	8	53
1972	VanValkenburg	14	0	0	84
1971	P. VanValkenburg	8	0	0	48
1970	Joe Liljenquist	0	9	11	42
1969	Joe Liljenquist	0	21	7	42
1968	Dave Swanson	6	6	0	44
1967	Dennis Patera	0	29	11	62
1966	Virgil Carter	9	1	0	56
1965	Phil Odle*	11	0	0	66
1964	Virgil Carter	5	1	0	32
1963	Frank Baker	0	8	5	23
1962	Eldon Fortie*	14	4	0	86
1961	Paul Allen	9	4	0	58
1960	Jack Gifford	3	0	0	18
1959	Jack Gifford	5	2	0	32
1958	Nyle McFarlane	6	3	0	42
1957	Steve Campora	3	1	0	19
1956	Steve Campora	4	0	0	24
1955	LeGrand Young	3	1	0	19
1954	Phil Oyler	3	0	0	18
1953	Dick Felt	5	0	0	30
1952	Dick Felt	7	0	0	42

PUNTING

YR.	PLAYER	NO	YARDS	AVG
2016	Jonny Linehan	57	2,420	42.5
2015	Jonny Linehan	62	2,649	42.7
2014	Scott Arellano	69	3,106	45.0
2013	Scott Arellano	80	3,279	41.0
2012	Riley Stephenson	59	2,681	45.4
2011	Riley Stephenson	47	1,985	42.2
2010	Riley Stephenson	52	2,182	42.0
2009	Riley Stephenson	42	1,733	41.3
2008	CJ Santiago	41	1,712	41.8
2007	CJ Santiago	62	2,459	39.7
2006	Derek McLaughlin	40	1,636	40.9
2005	Derek McLaughlin	48	1,922	40.0
2004	Matt Payne	62	2,808	45.3
2003	Matt Payne	78	3,433	44.0
2002	Matt Payne	51	2,429	47.6
2001	Aaron Edmonds	46	1,831	39.8
2000	Aaron Edmonds	67	2,924	43.6
1999	Jesse Sowards	51	2,227	43.7
1998	J.D. Hartsfield	65	2,622	40.3
1997	J.D. Hartsfield	65	2,685	41.3
1996	Alan Boardman	44	1,920	43.6
1995	Alan Boardman	47	1,934	41.2

1994	Alan Boardman	57	2,377	41.7
1993	Alan Boardman	56	2,405	43.0
1992	Brad Hunter	29	1,380	47.6
1991	Earl Kauffman	47	1,875	39.9
1990	Earl Kauffman*	42	1,818	43.3
1989	Earl Kauffman	44	1,848	42.0
1988	Pat Thompson*	49	2,195	44.8
1987	Pat Thompson*	71	3,077	43.3
1986	Pat Thompson	57	2,364	41.5
1985	Kevin Towle	53	2,185	41.2
1984	Lee Johnson	57	2,593	45.5
1983	Lee Johnson*	24	1,215	50.6
1982	Mike Mees*	40	1,825	45.6
1981	Mike Mees	57	2,330	40.9
1980	Clay Brown	39	1,555	39.9
1979	Clay Brown#	43	1,950	45.3
1978	Jim McMahon	41	1,600	39.0
1977	Jim McMahon	55	2,161	39.3
1976	David Lowry	64	2,462	38.5
1975	Mark Giles	43	1,707	39.7
1974	Mark Giles	60	2,165	36.1
1973	Mark Giles	58	2,248	39.4
1972	Doug Coon	66	2,500	37.9
1971	Joe Liljenquist	69	2,748	39.8
1970	Joe Liljenquist	37	1,489	40.3
1969	Rich Adams	83	3,239	39.0
1968	Rich Adams	81	3,273	40.9
1967	Rich Adams	37	1,530	41.4
1966	Ben Laverty	32	1,255	39.2
1965	Ben Laverty	52	2,008	38.6
1964	Barry Corchnoy	40	1,501	37.5
1963	Barry Corchnoy	55	2,159	39.3
1962	Bill Wright	41	1,498	36.5
1961	Bill Wright	46	1,862	40.5
1960	Ron Jacobson	34	1,382	39.0
1959	Gary Dunn*	39	1,748	44.8
1958	Gary Dunn	21	828	39.4
1957	Carroll Johnston	50	1,730	34.6
1956	Carroll Johnston	26	977	37.4
1955	D. Overstreet	15	543	36.2
1954	D. Overstreet	14	617	44.1
1953	Dick Felt	27	958	35.5
1952	Udell Westover	40	1,619	40.5

TACKLES

YR.	PLAYER	TOTAL	UA	ASST	TFL
2016	Fred Warner	86	47	39	10.5
2015	Michael Wadsworth	79	51	28	2.5
2014	Skye PoVey	78	55	23	4.0
2013	Uani 'Unga	143	61	82	7.5
2012	Brandon Ogletree	102	50	52	13.5
2011	Brandon Ogletree	78	40	36	4.0
2010	Andrew Rich	110	63	47	7.5
2009	Andrew Rich	85	51	34	3.5
2008	Matt Bauman	108	50	58	8.5
2007	Kelly Poppinga	113	46	67	7.5
2006	Cameron Jensen	107	57	50	9.5
2005	Cameron Jensen	84	44	40	6
2004	Cameron Jensen	103	49	54	12
2003	Aaron Francisco	116	57	59	5.5
2002	Paul Walkenhorst	107	47	60	15
2001	Justin Ena	101	64	37	11
2000	Justin Ena	107	49	58	10
1999	Jared Lee	96	67	29	4
1998	Rob Morris	147	114	33	16
1997	Rob Morris	110	61	49	8.5
1996	Shay Muirbrook	97	60	37	8
1995	Eddie Sampson	105	43	62	1.5
1994	Shay Muirbrook	102	41	61	5
1993	Nathan Hall	72	30	42	4
1992	Shad Hansen	101	47	54	5
1991	Shad Hansen	193	63	130	4
1990	Rocky Biegel	99	26	73	1

1989	Bob Davis	137	38	99	2.5
1988	Bob Davis	148	80	68	4
1987	Troy Long	122	60	62	7
1986	J.C. VonColln	102	49	53	7
1985	Kurt Gouveia	98	57	41	7
1984	Cary Whittingham	147	51	96	0
1983	Marv Allen	118	39	79	1
1982	David Aupiu	119	61	58	0
1981	Kyle Whittingham	132	54	78	16
1980	Glen Redd	148	57	91	2
1979	Gary Kama	139	61	78	15
1978	Rod Wood	157	26	131	6
1977	Rod Wood	107	26	81	6

INTERCEPTIONS

YR.	PLAYER	NO	YARDS	TD	LONG
2016	Kai Nacua	6	62	0	20
2015	Kai Nacua	6	137	2	50
2014	PoVey, Fua, Nacua all tied with two				
2013	Van Noy, D. Sorensen, Daniel, Fua, C. Bills all w/ two				
2012	Daniel Sorensen	3	27	0	26
2011	Travis Uale/Kyle Van Noy	3	10/79	0	10/43
2010	Andrew Rich	5	69	0	32
2009	Scott Johnson/Andrew Rich	4	57/91	0	56/52
2008	David Nixon	3	21	1	19
2007	Kehl/Hodgkiss/Gooch/Buchanan all with three				
2006	Justin Robinson	4	69	1	64
2005	Justin Luettgerodt	3	54	0	28
2004	Micah Alba	3	24	0	24
2003	Aaron Francisco	3	42	0	36
2002	K.Neilson/B. Heaney	3	50/6	0	50/5
2001	Jernaro Gifford	6	131	0	62
2000	Tyson Smith	4	57	0	27
1999	Jared Lee	4	88	0	60
1998	Jason Walker	6	46	0	24
1997	Ben Cook/Tyler Nelson	2	0	0	0
1996	Omarr Morgan	4	-4	0	0
1995	Eddie Sampson	5	31	0	27
1994	Patrick Mitchell	3	4	0	4
1993	Jack Damuni	3	7	0	7
1992	Derwin Gray	5	13	0	13
1991	Derwin Gray/Josh Arnold	3	33/0	1/0	23/2
1990	Derwin Gray	6	57	1	30
1989	Brian Mitchell	5	112	1	97
1988	Rodney Rice	6	103	1	70
1987	Rodney Rice/Troy Long	6	51/37	1/0	31/25
1986	Jeff Wilcox	7	110	0	27
1985	Rodney Thomas	5	51	0	51
1984	Mark Allen/Marv Allen	4	32/7	0/0	22/7
1983	Jon Young	6	35	0	22
1982	Walker/Holmoe/Peterson	3	3/10	0	6/8
1981	Dave McKee	4	57		
1980	Tom Holmoe	7	28		
1979	Schoepflin/Redd	5	69/53		
1978	Ron Velasco	3	30		
1977	Bob Prested	5	78		
1976	Tony Hernandez	6	79		
1974	Mike Russell	6	137		
1973	Mike Russell	6	112		
1972	Dave Atkinson	8	88		
1971	Dave Atkinson	9	120		93
1970	*Dan Hansen	8	108		
1969	Paul Sutorius	6	55		
1968	Larry Echohawk	5	52		
1967	Bobby Roberts	7	96		
1966	*Bobby Roberts	7	87		
1965	Bobby Roberts	4	33		
1964	Kent Oborn	2	37		
1963	(Five-way tie)	1			
1962	*Gene Frantz	9	133		
1961	(Several)	1			
1960	Mike Brady	3	17		
1959	(Five-way tie)	1			

1958	H. Ringwood/W. Startin	2	32/22
1957	Carroll Johnston	7	89

SACKS

YR.	PLAYER	NO.
2016	Sae Tautu	6
2015	Bronson Kaufusi	11
2014	Bronson Kaufusi	7
2013	Van Noy, Kaufusi	4
2012	Kyle Van Noy	13
2011	Kyle Van Noy	7
2010	Vic So'oto	5
2009	Jan Jorgensen	6
2008	Jan Jorgensen	5
2007	Jan Jorgensen*	13.5
2006	Hala Paongo	5
2005	Justin Maddox	7
2004	Brady Poppinga	6
	Shaun Nua	6
2003	Brady Poppinga	6
2002	Brady Poppinga	8
2001	Ryan Denney	7
2000	Setema Gali	10
1999	Byron Frisch	8
1998	Rob Morris	6
1997	Byron Frisch	9
1996	Shay Muirbrook	9
1995	Matt Redden	6.5
1994	Randy Brock	8
1993	Randy Brock	4
1992	Randy Brock	10
1991	Scott Giles	8
1990	Alema Fitisemanu	11
1989	Chad Robinson	9
1988	Duane Johnson	5.5
1987	David Futrell	11
1986	Shawn Knight	16
1985	Jason Buck	11.5
1984	Ladd Akeo	8
1983	Jim Herrmann	16
1982	Brandon Flint	8
	Chuck Ehin	8
1981	Brandon Flint	13
1980	Glen Titensor	13
1979	Rob Buchanan	8
1978	Ross Varner	7
1977	Mat Mendenhall	11
1976	Mekeli Jeremiah	17
1975	Stan Varner	5
1974	Stan Varner	14

#Led Nation

*Led Conference



BYU RECORD BOOK

(bowl statistics included in season and career statistics since 2002)

TOTAL OFFENSE

INDIVIDUAL TOTAL OFFENSE

Career

1.	14,655	Ty Detmer	1988-91
2.	11,569	Max Hall	2007-09
3.	11,059	John Beck	2003-06
4.	9,744	Taysom Hill	2012-16
5.	9,723	Jim McMahon	1977-78, 80-81

Top active player:

11.	3,544	Tanner Mangum
-----	-------	---------------

Season

1.	5,022	Ty Detmer	1990
2.	4,627	Jim McMahon	1980
3.	4,433	Ty Detmer	1989
4.	4,346	Steve Young	1983
5.	4,282	Taysom Hill	2013

Game

1.	603	Ty Detmer	at San Diego St., 11/16/91	T, 52-52
2.	599	Virgil Carter	vs. UTEP, 11/5/66	W, 53-33
3.	597	John Walsh	at Utah State, 10/30/93	L, 58-56
4.	594	Ty Detmer	vs. Penn State, 12/29/89	L, 50-39
5.	582	Marc Wilson	vs. Utah, 11/5/77	W, 38-8

TOTAL PLAYS

CAREER

1.	1,795	Ty Detmer	1988-91
----	-------	-----------	---------

Top active player:

551	Tanner Mangum
-----	---------------

SEASON

1.	684	Taysom Hill	2013
----	-----	-------------	------

GAME

1.	79	Christian Stewart	vs. Nevada, 10/18/14	L 42-35
2.	78	Taysom Hill	at Houston, 10/19/13	W, 47-46

PASSING

PASSING YARDS

Career

1.	15,031	Ty Detmer	1988-91
2.	11,365	Max Hall	2007-09
3.	11,021	John Beck	2003-06
4.	9,536	Jim McMahon	1977-78, 80-81
5.	8,400	Robbie Bosco	1983-85
6.	8,390	John Walsh	1991-94
7.	8,065	Kevin Feterik	1996-99
8.	7,733	Steve Young	1981-83
9.	7,637	Marc Wilson	1975-79
10.	7,464	Steve Sarkisian	1995-96

Top active player:

19.	3,618	Tanner Mangum
-----	-------	---------------

Season (including all 3,000+ yard seasons)

1.	5,188	Ty Detmer	1990
2.	4,571	Jim McMahon	1980
3.	4,560	Ty Detmer	1989
4.	4,273	Robbie Bosco	1985

5.	4,031	Ty Detmer	1991
6.	4,027	Steve Sarkisian	1996
7.	3,957	Max Hall	2008
8.	3,902	Steve Young	1983
9.	3,885	John Beck	2006
10.	3,875	Robbie Bosco	1984
11.	3,848	Max Hall	2007
12.	3,727	John Walsh	1993
13.	3,720	Marc Wilson	1979
14.	3,712	John Walsh	1994
15.	3,709	John Beck	2005
16.	3,560	Max Hall	2009
17.	3,555	Jim McMahon	1981
18.	3,554	Kevin Feterik	1999
19.	3,542	Brandon Doman	2001
20.	3,437	Steve Sarkisian	1995
21.	3,377	Tanner Mangum	2015
22.	3,192	Gifford Nielsen	1976
23.	3,100	Steve Young	1982

Game

1.	619	John Walsh	at Utah St., 10/30/93	L, 58-56
2.	599	Ty Detmer	at SDSU., 11/16/91	T, 52-52
3.	585	Robbie Bosco	at New Mex., 10/19/85	W, 45-23
4.	576	Ty Detmer	vs. Penn St., 12/29/89	L, 50-39
5.	571	Marc Wilson	vs. Utah, 11/5/77	W, 38-8

PASSING ATTEMPTS

Career

1.	1,530	Ty Detmer	1988-91
2.	1,418	John Beck	2003-06
3.	1,382	Max Hall	2007-09
4.	1,060	Jim McMahon	1977-78, 80-81
5.	1,004	Kevin Feterik	1996-99
6.	997	Robbie Bosco	1982-85
7.	976	John Walsh	1991-94
8.	937	Marc Wilson	1975-79
9.	908	Steve Young	1981-83
10.	789	Steve Sarkisian	1995-96

Top active player:

13.	479	Tanner Mangum
-----	-----	---------------

Season

1.	562	Ty Detmer	1990
2.	513	John Beck	2005
3.	511	Robbie Bosco	1985
4.	496	Max Hall	2007
5.	477	Max Hall	2008
6.	463	John Walsh	1994
7.	458	Robbie Bosco	1984
8.	452	Kevin Feterik	1999
9.	446	Tanner Mangum	2015
10.	445	Jim McMahon	1980

Game

1.	67	John Beck	vs. UNLV, 10/8/2004	L, 24-20
2.	65	Jim McMahon	at Colorado St., 11/7/81	W, 63-14
3.	63	Christian Stewart	vs. Nevada, 10/18/14	L, 42-35
4.	61	Sean Covey	vs. Virginia, 12/22/1987	L, 22-16
4.	61	Robbie Bosco	at New Mex., 10/19/85	W, 45-23

PASSING COMPLETIONS

Career

1.	958	Ty Detmer	1988-91
2.	903	Max Hall	2007-09
3.	885	John Beck	2003-06
4.	653	Jim McMahon	1977-78, 80-81
5.	638	Robbie Bosco	1983-85
6.	609	Kevin Feterik	1996-99
7.	592	Steve Young	1981-83
8.	588	John Walsh	1991-94
9.	535	Marc Wilson	1975-79
10.	528	Steve Sarkisian	1995-96

Top active player:

19.	289	Tanner Mangum	
-----	-----	---------------	--

Season

1.	361	Ty Detmer	1990
2.	338	Robbie Bosco	1985
3.	331	John Beck	2005
4.	330	Max Hall	2007
5.	306	Steve Young	1983
6.	298	Max Hall	2007
7.	289	John Beck	2006
8.	284	John Walsh	1994
9.	284	Jim McMahon	1980
10.	283	Robbie Bosco	1984

Game

1.	44	Jim McMahon	at Colorado St., 11/7/81	W, 63-14
2.	42	Ty Detmer	vs. Penn St., 12/29/89	L, 50-39
		Robbie Bosco	at New Mex., 10/19/85	W, 45-23
4.	41	John Beck	vs. Boston Coll., 9/3/05	L, 20-3
5.	40	Jim McMahon	vs. North Tex. St., 11/8/80	W, 41-23

PASSING TOUCHDOWNS

Career

1.	121	Ty Detmer	1988-91
2.	94	Max Hall	2007-09
3.	84	Jim McMahon	1977-78, 80-81
4.	79	John Beck	2003-06
5.	66	John Walsh	1991-94
	66	Robbie Bosco	1983-85
7.	61	Marc Wilson	1975-79
8.	56	Steve Young	1981-83
9.	55	Gifford Nielsen	1974-77
10.	53	Kevin Feterik	1996-99
	53	Steve Sarkisian	1995-96

Top active player:

17.	26	Tanner Mangum	
-----	----	---------------	--

Season

1.	47	Jim McMahon	1980
2.	41	Ty Detmer	1990
3.	35	Max Hall	2008
	35	Ty Detmer	1991
5.	33	Steve Young	1983
	33	Robbie Bosco	1984
	33	Steve Sarkisian	1996
	33	Max Hall	2009
	33	Brandon Doman	2001
10.	32	John Beck	2006
	32	Ty Detmer	1989

Game

1.	7	Max Hall	vs. UCLA, 9/13/08	W, 59-0
	7	Jim McMahon	at Colorado State, 11/7/81	W, 63-14
	7	Marc Wilson	at Colorado State, 10/15/77	W, 63-17

4. 6 Nine tied with six last player:

		James Lark	at New Mexico St., 11/24/12	W, 50-14
--	--	------------	-----------------------------	----------

HIGHEST COMPLETION PERCENTAGE

Career

Min. 500 attempts

1.	0.669	Steve Sarkisian	1995-96
2.	0.653	Max Hall	2007-09
3.	0.652	Steve Young	1981-83
4.	0.64	Robbie Bosco	1982-85
5.	0.626	Ty Detmer	1988-91
6.	0.624	John Beck	2003-06
7.	0.621	Brandon Doman	1998-01
8.	0.616	Jim McMahon	1977-78, 80-81
9.	0.607	Kevin Feterik	1996-99
10.	0.603	Tanner Mangum	2015-present*
	0.603	Gary Sheide	1973-74

*Top active player

Season

Min. 300 attempts

1.	0.713	Steve Young	1983
2.	0.693	John Beck	2006
3.	0.692	Max Hall	2008
4.	0.688	Steve Sarkisian	1996
5.	0.672	Max Hall	2009
6.	0.661	Robbie Bosco	1985
7.	0.649	Steve Sarkisian	1995
8.	0.645	John Beck	2005
9.	0.643	Ty Detmer	1989
10.	0.643	Jim McMahon	1981

Game

Min. 20 attempts

1.	91.2//31-34	Steve Sarkisian		
		at Fresno State, 11/25/95	W, 45-28	
2.	90.9//20-22	Max Hall		
		at Wyoming, 11/7/2009	W, 52-0	
3.	88.0//22-25	Steve Young		
		vs. Utah, 11/19/1983	W, 55-7	
4.	83.3//25-30	Max Hall		
		vs. San Diego State, 11/8/08	W, 41-12	
5.	82.6//19-23	Gifford Nielsen		
		vs. New Mexico, 10/8/77	W, 54-19	

HIGHEST PASS EFFICIENCY RATING

Career

Min. 400 attempts

1.	162.74	Ty Detmer	1988-91
2.	161.96	Steve Sarkisian	1995-96
3.	156.91	Jim McMahon	1977-78, 80-81
4.	152.03	Brandon Doman	1998-01
5.	151.08	Max Hall	2007-09
6.	149.82	Steve Young	1981-83
7.	149.39	Robbie Bosco	1982-85
8.	147.6	John Walsh	1991-94



9.	145.23	Gifford Nielsen	1974-77
10.	141.29	John Beck	2003-06

Top active player:

14.	137.10	Tanner Mangum
-----	--------	---------------

Season

1.	176.87	Jim McMahon	1980
2.	175.64	Ty Detmer	1989
3.	173.56	Steve Sarkisian	1996
4.	169.05	John Beck	2006
5.	168.51	Ty Detmer	1991
6.	168.45	Steve Young	1983
7.	160.13	Max Hall	2009
8.	159.66	Brandon Doman	2001
9.	157.21	Max Hall	2008
10.	156.04	John Walsh	1993

Game

Min. 20 attempts			
1.	278.51	Ty Detmer	
		vs. Utah, 11/18/89	W, 70-31
2.	270.04	Max Hall	
		at Wyoming, 11/7/09	W, 52-0
3.	257.25	Steve Young	
		vs. Utah 11/19/83	W, 55-7
4.	255.95	Marc Wilson	
		at Colorado State, 10/15/77	W, 63-17
5.	254.05	Gifford Nielsen	
		vs. New Mexico, 9/30/77	W, 54-19

INTERCEPTIONS THROWN

Career

1.	65	Ty Detmer	1988-91
2.	46	Marc Wilson	1977-79
3.	43	Virgil Carter	1964-66
4.	40	Max Hall	2007-09
5.	36	Robbie Bosco	1983-85
6.	35	John Walsh	1991-1994
7.	34	Jim McMahon	1977-78, 80-81
	34	John Beck	2003-2006
9.	33	Steve Young	1981-1983
10.	31	Taysom Hill	2012-16
	31	Gary Sheide	1973-1974

Top active players:

32.	11	Tanner Mangum
-----	----	---------------

Season

1.	28	Ty Detmer	1990
2.	24	Robbie Bosco	1985
3.	19	Gifford Nielsen	1976
4.	19	Gary Sheide	1974
5.	18	Jim McMahon	1980
	18	Marc Wilson	1977
	18	Steve Young	1982
	18	Steve Lindsley	1986
9.	17	Rick Jones	1970
10.	16	Virgil Carter	1966

Game

1.	7	Jim Eccles	vs. Utah, 10/9/48	L, 30-0
----	---	------------	-------------------	---------

INTERCEPTION AVOIDANCE PCT.

Career

Min. 500 attempts			
1.	2.40%	John Beck	2003-06
2.	2.68%	Jake Heaps	2010-11
3.	2.69%	Kevin Feterik	1996-99
4.	2.78%	Brandon Doman	1998-01
5.	2.89%	Max Hall	2007-09
6.	2.96%	Taysom Hill	2012-16
7.	3.21%	Jim McMahon	1977-78, 80-81
8.	3.30%	Steve Sarkisian	1995-96
9.	3.41%	Sean Covey	1986-89
10.	3.59%	John Walsh	1991-94

Season

Min. 300 attempts			
1.	1.7%	Jim McMahon	1981
2.	1.79%	Kevin Feterik	1998
3.	1.92%	John Beck	2006
4.	1.96%	Brandon Doman	2001
5.	2.24%	Tanner Mangum	2015
6.	2.331%	Steve Young	1983
	2.332%	John Beck	2004
8.	2.35%	Jake Heaps	2010
9.	2.40%	Robbie Bosco	1984
10.	2.42%	Max Hall	2007

MOST CONSECUTIVE PASS ATTEMPTS

WITHOUT AN INTERCEPTION (may span over multiple seasons)

1.	164	Charlie Peterson	2000
2.	154	Jim McMahon	1981
	154	John Beck	2005
4.	135	Brandon Doman	2001
5.	134	John Beck	2004-5

TIMES SACKED

Career

1.	108	Ty Detmer	1988-91
2.	98	Kevin Feterik	1996-99
3.	93	John Walsh	1991-94
4.	82	Taysom Hill	2012-16
5.	81	John Beck	2003-06

Season

1.	43	John Walsh	1993
2.	38	Steve Sarkesian	1995
3.	38	Kevin Feterik	1998
4.	37	Ty Detmer	1989
	37	Kevin Feterik	1999
	37	Taysom Hill	2013

Game

1.	10	Ty Detmer	at Hawaii, 9/28/89	L, 56-14
		John Walsh	at UCLA, 9/9/93	L, 68-14

Top active player:

33	Tanner Mangum
----	---------------

500-YARD PASSING GAMES

Career

1.	5	Ty Detmer	1988-91
2.	2	Robbie Bosco	1983-85
	2	Jim McMahon	1977-78, 80-81
4.	1	Six players tied with 1	

Season

1.	2	Ty Detmer	1990
	2	Ty Detmer	1989
	2	Robbie Bosco	1985
	2	Jim McMahon	1981
5.	1	Six players tied with 1	

400-YARD PASSING GAMES

Career

1.	14	Ty Detmer	1988-91
2.	9	Jim McMahon	1977-78, 80-81
3.	5	John Walsh	1991-94
4.	4	Robbie Bosco	1983-85
5.	3	Four players tied with 3	

Season

1.	8	Ty Detmer	1990
2.	6	Jim McMahon	1980
3.	5	Ty Detmer	1989
4.	4	John Walsh	1993
5.	3	Robbie Bosco	1985
	3	Jim McMahon	1981

300-YARD PASSING GAMES

Career

1.	36	Ty Detmer	1988-91
2.	20	Max Hall	2007-09
3.	19	John Walsh	1991-94
	19	Jim McMahon	1977-78, 80-81
5.	17	John Beck	2003-06

Top Active Player:

5	Tanner Mangum
---	---------------

Season

1.	13	Ty Detmer	1989
2.	12	Ty Detmer	1990
	12	Jim McMahon	1980
4.	10	Ty Detmer	1991
	10	Marc Wilson	1979

LONGEST PASS PLAY

1.	97 yards	T. Detmer to E. Drage vs. Utah 11/23/91	W, 48-17
2.	93 yards	J. Walsh to T. Anderson vs. Utah State 10/30/93	L, 58-56
3.	89 yards	R. Bosco to K. Smith at New Mexico	W 45-23
4.	87 yards	S. Sarkisian to D. Johnson vs. Rice 11/9/1996	W 49-0
5.	84 yards	T. Mangum to M. Juergens vs. Boise State, 9/12/15	W, 35-24

QB/WR TOUCHDOWN COMBOS

Career

1.	22	Max Hall/Austin Collie
2.	19	Max Hall/Dennis Pitta
3.	18	Jim McMahon/Clay Brown
4.	17	Robbie Bosco/Mark Bellini
5.	16	John Beck/Jonny Harline

RECEIVING

RECEIVING YARDS

Career

1.	3,612	Cody Hoffman	2010-13
2.	3,255	Austin Collie	2004, 07-08
3.	3,065	Eric Drage	1990-93
4.	2,901	Dennis Pitta	2004, 07-09
5.	2,841	Margin Hooks	1997-00
6.	2,635	Matt Bellini	1987-90
7.	2,548	Phil Odle	1965-67
8.	2,484	Gordon Hudson	1981-83
9.	2,429	Mark Bellini	1982-86
10.	2,367	Chris Smith	1987-90

Top active player:

140.	389	Moroni Lauulu-Pututau
------	-----	-----------------------

Season (including all 1000+ yard seasons)

1.	1,538	Austin Collie	2008
2.	1,248	Cody Hoffman	2012
3.	1,241	Andy Boyce	1990
4.	1,211	Reno Mahe	2001
5.	1,181	Jay Miller	1973
6.	1,156	Chris Smith	1990
7.	1,093	Eric Drage	1992
8.	1,090	Chris Smith	1989
9.	1,083	Dennis Pitta	2008
10.	1,067	Margin Hooks	1999
11.	1,042	Todd Watkins	2004
12.	1,039	Chuck Cutler	1988
13.	1,023	David Mills	1984
14.	1,018	Eric Drage	1991
15.	1,009	Clay Brown	1980
16.	1,008	Mark Bellini	1985

Game

1.	263	Jay Miller	vs. New Mex., 11/3/73	W, 56-21
2.	259	Gordon Hudson	vs. Utah, 11/21/81	W, 56-28
3.	242	Phil Odle	vs. UTEP, 11/5/66	W, 53-33
4.	241	Glen Kozlowski	vs. Boston Coll., 8/9/85	W, 28-14
5.	235	Andy Boyce	vs. New Mex., 10/27/90	W, 55-31

RECEIVING YARDS BY A TIGHT END

Career

1.	2,901	Dennis Pitta	2004, 07-09
2.	2,484	Gordon Hudson	1980-83
3.	2,367	Chris Smith	1988-90
4.	1,763	Itula Mili	1994-96
5.	1,742	Jonny Harline	2004-06
6.	1,691	Clay Brown	1977-80



7.	1,376	Chad Lewis	1993-96
8.	1,244	Darren Handley	1986-88
9.	1,231	Trevor Molini	1985-86
10.	1,209	Byron Rex	1990-92

Season

1.	1,156	Chris Smith	1990
2.	1,090	Chris Smith	1989
3.	1,083	Dennis Pitta	2008
4.	1,023	David Mills	1984
5.	1,009	Clay Brown	1980

RECEPTIONS

Career

1.	260	Cody Hoffman	2010-13
2.	221	Dennis Pitta	2004, 07-09
3.	215	Austin Collie	2004, 07-08
4.	204	Matt Bellini	1987-90
5.	189	Margin Hooks	1997-00
6.	183	Phil Odle	1965-67
7.	178	Gordon Hudson	1981-83
8.	166	Reno (Junior) Mahe	1998,01-02
9.	162	Eric Drage	1990-93
10.	157	Curtis Brown	2002,04-06

Top active player:

136.	33	Moroni Lauulu-Pututau
------	----	-----------------------

Season

1.	106	Austin Collie	2008
2.	100	Cody Hoffman	2012
	100	Jay Miller	1973
4.	91	Reno Mahe	2001
5.	83	Dennis Pitta	2008
6.	79	Andy Boyce	1990
7.	77	Phil Odle	1967
8.	73	Mitch Mathews	2014
9.	68	Chris Smith	1990
10.	67	Gordon Hudson	1981
	67	Gordon Hudson	1982

Game

1.	22	Jay Miller	at New Mexico, 11/3/73	W, 21-7
2.	16	Mitch Mathews	vs. Nevada, 10/18/14	L, 42-35
3.	14	Reno Mahe	at Hawaii, 12/8/01	L, 72-45
	14	Phil Odle	vs. UTEP, 11/5/66	W, 53-33
5.	13	Three tied with 13		

RECEPTIONS BY A TIGHT END

Career

1.	221	Dennis Pitta	2004, 07-09
2.	178	Gordon Hudson	1981-83
3.	137	Chris Smith	1987-1990
4.	125	Itula Mili	1991,94-96
5.	121	Jonny Harline	2005-06

Season

1.	83	Dennis Pitta	2008
2.	68	Chris Smith	1990
3.	67	Gordon Hudson	1982
	67	Gordon Hudson	1981
5.	63	Jonny Harline	2005
	63	Trevor Molini	1990

7.	62	Dennis Pitta	2009
8.	60	Chris Smith	1989
	60	David Mills	1984
10.	59	Dennis Pitta	2007

RECEIVING TOUCHDOWNS

Career

1.	33	Cody Hoffman	2010-13
2.	30	Austin Collie	2004, 07-08
3.	29	Eric Drage	1990-93
4.	25	Phil Odle	1965-67
5.	24	Mitch Mathews	2012-15
6.	23	Mark Bellini	1982-86
	23	Glen Kozlowski	1981, 83-85
8.	22	Gordon Hudson	1981-83
9.	21	Dennis Pitta	2004,07-09
	21	Mike Chronister	1976-78

Top active player:

133.	3	Moroni Lauulu-Pututau
------	---	-----------------------

Season

1.	15	Austin Collie	2008
	15	Clay Brown	1980
3.	14	Mark Bellini	1985
4.	13	Andy Boyce	1990
5.	12	Jonny Harline	2006
	12	Eric Drage	1992
7.	11	Cody Hoffman	2012
	11	Glen Kozlowski	1984
	11	Mitch Mathews	2015
	11	Kirk Pendleton	1983
	11	Phil Odle	1965
	11	Mike Chronister	1977

Game

1.	5	Cody Hoffman	at New Mexico State, 11/24/12	W, 50-14
2.	4	Luke Ashworth	at Colorado State, 11/13/10	W, 49-10
	4	Kirk Pendleton	vs. New Mexico, 10/15/83	W, 66-21
	4	John VanderWouden	vs. Colorado State, 9/18/76	W, 42-18
5.	3	Thirteen players tied with 3		

100-YARD RECEIVING GAMES

Career

1.	18	Cody Hoffman	2010-13
2.	17	Austin Collie	2004, 07-08
3.	12	Eric Drage	1990-93
4.	11	Chris Smith	1988-90
5.	10	Three players tied with 10	

Season

1.	11	Austin Collie	2008
2.	8	Cody Hoffman	2012
3.	7	Margin Hooks	1999
4.	6	Three players tied with 6	

INDIVIDUAL RUSHING

RUSHING YARDS

Career

1.	3,901	Jamaal Williams	2012-16
2.	3,455	Harvey Unga	2006-09
3.	3,221	Curtis Brown	2002, 04-06
4.	2,970	Jamal Willis	1991-94
5.	2,815	Taysom Hill	2012-16
6.	2,710	Lakei Heimuli	1983-86
7.	2,663	Jeff Blanc	1973-75
8.	2,493	Luke Staley	1999-02
9.	2,392	Pete Van Valkenburg	1969-72
10.	2,376	John Ogden	1964-66

Top active player

93.	334	Francis Bernard (played RB in 2015)
96.	316	Squally Canada

Season

1.	1,582	Luke Staley	2001
2.	1,386	Pete Van Valkenburg	1972
3.	1,375	Jamaal Williams	2016
4.	1,344	Taysom Hill	2013
5.	1,307	Ronney Jenkins	1998
6.	1,233	Jamaal Williams	2013
7.	1,227	Harvey Unga	2007
8.	1,132	Harvey Unga	2008
9.	1,123	Curtis Brown	2005
10.	1,087	Harvey Unga	2009
11.	1,042	Jamal Willis	1994
12.	1,039	Eldon Fortie	1962
13.	1,010	Curtis Brown	2006
14.	1,004	Jamal Willis	1992
		Brian McKenzie	1997

Game

1.	286	Jamaal Williams	
		vs. Toledo 10/30/16	W 55-53
2.	272	Eldon Fortie	
		vs. George Wash. 9/29/62	L, 13-12
3.	259	Taysom Hill	
		vs. Texas, 9/7/13	W, 40-21
4.	250	Ronney Jenkins	
		vs. San Jose State 10/24/1998	W, 46-43
5.	247	Pete Van Valkenburg	
		at Long Beach St., 10/7/72	W, 38-27

RUSHING ATTEMPTS

Career

1.	726	Jamaal Williams	2012-16
2.	696	Harvey Unga	2006-09
3.	641	Curtis Brown	2002, 04-06
4.	625	Jeff Blanc	1973-75
5.	605	Lakei Heimuli	1983-86
6.	584	Jamal Willis	1991-94
7.	535	John Ogden	1964-66
8.	534	Taysom Hill	2012-16
9.	456	Pete Van Valkenburg	1969-72
10.	419	Luke Staley	1999-02

Top active player

116.	75	Squally Canada
------	----	----------------

Season

1.	252	Ronney Jenkins	1998
2.	246	Taysom Hill	2013
3.	244	Harvey Unga	2007
4.	240	Harvey Unga	2008
5.	234	Jamaal Williams	2016
6.	232	Pete Van Valkenburg	1972
7.	230	Lakei Heimuli	1986
8.	218	Brian McKenzie	1997
9.	217	Jamaal Williams	2013
10.	216	Jeff Blanc	1975

Game

1.	37	Pete Van Valkenburg	at Utah 11/18/72	W, 16-7
2.	36	Jeff Blanc vs. Wyoming, 10/9/76		L, 34-29
	36	Pete Van Valkenburg	vs. Utah State, 10/24/70	W, 27-20
4.	35	Pete Van Valkenburg	at New Mexico, 11/25/72	W, 21-7
5.	34	Three tied with 34		

MOST RUSHING TOUCHDOWNS

Career

1.	41	Luke Staley	1999-01
2.	36	Harvey Unga	2006-09
3.	35	Jamaal Williams	2012-16
4.	35	Jamal Willis	1991-94
5.	32	Taysom Hill	2012-16
6.	31	Curtis Brown	2002, 04-06
7.	30	Lakei Heimuli	1983-86
8.	29	Waymon Hamilton	1980-83
9.	24	Pete Van Valkenburg	1969-1972
	24	Ronney Jenkins	1996-1998

Top active players

50.	7	Francis Bernard (played RB in 2015)
78.	3	Tanner Mangum

Season

1.	24	Luke Staley	2001
2.	14	Curtis Brown	2005
	14	Lakei Heimuli	1985
	14	Waymon Hamilton	1981
	14	Eldon Fortie	1962
6.	13	Harvey Unga	2007
	13	Ronney Jenkins	1972
8.	12	Jamaal Williams	2016
	12	Pete Van Valkenburg	1972
	12	Jamal Willis	1994
	12	Brian McKenzie	1997
	12	Jamaal Williams	2012

Game

1.	5	Jamaal Williams	vs. Toledo, 9/30/16	W 55-53
	5	Luke Staley	vs. Colorado State, 11/1/01	W, 56-34
	5	Eric Lane	at Utah State, 10/13/79	W, 48-24
4.	4	Ronney Jenkins	vs. San Jose St., 10/24/1998	W, 46-43
	4	John Ogden	vs. Western Mich., 11/14/64	W, 43-8
	4	Dick Felt	at San Jose St., 11/8/52	L, 44-27

100-YARD RUSHING GAMES

Career

1.	16	Jamaal Williams	2012-16
2.	15	Harvey Unga	2006-09
	15	Curtis Brown	2002, 04-06



3.	10	Luke Staley	1999-01
	10	Jamal Willis	1991-94
	10	John Ogden	1964-66

Top active player

1	KJ Hall
---	---------

Season

1.	9	Luke Staley	2001
2.	7	Harvey Unga	2007
3.	6	Five players tied with 6	

MOST YARDS PER CARRY

Career

Min. 250 att
(Att.-Yds)

1.	5.95	Luke Staley	1999-2002	(419-2493)
2.	5.52	Peter Tuipulotu	1987-1991	(277-1528)
3.	5.37	Jamaal Williams	2012-2016	(726-3901)
4.	5.37	Ronney Jenkins	1996-1998	(380-2040)
5.	5.27	Taysom Hill	2012-2016	(534-2815)
6.	5.25	Pete Van Valkenburg	1969-1972	(456-2392)
7.	5.22	Kalin Hall	1992-1993	(251-1309)
8.	5.16	Jamal Willis	1991-1994	(576-2970)
9.	5.11	JJ Di Luigi	2008-2011	(352-1797)
10.	5.08	Brian McKenzie	1996-1997	(385-1954)

Season

Min. 100 att (Att-Yds)

1.	8.03	Luke Staley	2001	(197-1582)
2.	6.91	Weldon Jackson	1958	(101-698)
3.	6.26	Casey Tiumalu	1983	(134-839)
4.	6.05	Casey Tiumalu	1982	(110-665)
5.	5.97	Pete Van Valkenburg	1972	(232-1386)
6.	5.88	Jamaal Williams	2016	(234-1375)
7.	5.77	Eldon Fortie	1962	(199-1149)
8.	5.73	Ronney Jenkins	1996	(128-733)
9.	5.69	Brian McKenzie	1996	(167-950)
10.	5.68	Jamaal Williams	2013	(217-1233)

LONGEST RUN FROM SCRIMMAGE

95	Reynaldo Brathwaite	vs. SDSU, 10/4/03	W, 44-36
93	Weldon Jackson	vs. Fresno St., 9/20/1958	W, 29-7

LONGEST SCORING RUN

95	Reynaldo Brathwaite	vs. SDSU, 10/4/03	W, 44-36
93	Weldon Jackson	vs. Fresno St., 9/20/1958	W, 29-7

CONSECUTIVE 1,000 YARD RUSHING SEASONS

3	Harvey Unga	2006-09
---	-------------	---------

SCORING

MOST POINTS SCORED

Career

1.	334	Mitch Payne	2007-10
2.	333	Owen Pochman	1997-00
3.	312	Matt Payne	2001-04
4.	290	Luke Staley	1999-01
5.	272	Harvey Unga	2006-09

Top active player:

90	Rhett Almond
----	--------------

Season

1.	170	Luke Staley	2001
2.	123	Ethan Pochman	1996
3.	109	Matt Payne	2001
4.	108	Justin Sorensen	2013
5.	102	Harvey Unga	2007

Game

1.	30	Jamaal Williams	vs. Toledo, 9/30/16	W 55-53
	30	Cody Hoffman	at New Mexico St., 11/24/12	W, 50-14
	30	Luke Staley	vs. Colorado St., 11/1/01	W, 56-34
	30	Luke Staley	vs. Utah St., 10/5/01	W, 54-34
	30	Ronney Jenkins	vs. San Jose St., 10/24/1998	W, 46-43
	30	Eric Lane	at Utah St., 10/13/79	W, 48-24

MOST TOTAL TOUCHDOWNS

Career

1.	48	Luke Staley	41 run, 7 rec	1999-2001
2.	45	Harvey Unga	36 run, 9 rec	2006-09
3.	40	Jamal Willis	35 run, 5 rec	1991-94
4.	36	Jamaal Williams	35 run, 1 rec	2012-16
	36	Curtis Brown	31 run, 5 rec	2002, 04-06

Top active player:

10	Francis Bernard	7 rush, 2 rec, 1 INT return
----	-----------------	-----------------------------

Season

1.	28	Luke Staley	24 run, 4 rec	2001
2.	17	Harvey Unga	13 run 4 rec	2007
3.	16	Curtis Brown	14 run, 2 rec	2005
	16	Waymon Hamilton	14 run, 2 rec	1981
5.	15	Five players tied with 5		

Game

1.	5	Jamaal Williams	vs. Toledo 9/30/16	W 55-53
	5	Cody Hoffman	at New Mexico St. 11/24/12	W, 50-14
	5	Luke Staley	vs. Colorado St., 11/1/01	W, 56-34
	5	Luke Staley	vs. Utah St., 10/5/01	W, 54-34
	5	Ronney Jenkins	vs. San Jose St., 10/24/1998	W, 46-43
	5	Eric Lane	at Utah St., 10/13/79	W, 48-24

MOST TOUCHDOWNS RESPONSIBLE FOR

Career

1.	135	Ty Detmer	1988-91
2.	101	Max Hall	2007-09
3.	94	Jim McMahon	1977-81
4.	88	John Beck	2003-06
5.	75	Taysom Hill	2012-16

Top active player:

29	Tanner Mangum
----	---------------

Season			
1.	53	Jim McMahon	1980
Game			
8	Jim McMahon	vs. Utah State, 10/18/80	W, 70-46
	Marc Wilson	at Colorado State, 10/15/77	W, 63-17

MOST POINTS KICKING

Career			
1.	334	Mitch Payne	2007-10
2.	333	Owen Pochman	1997-00
3.	312	Matt Payne	2001-04
4.	251	Justin Sorensen	2008, 11-13
5.	243	Kurt Gunther	1980-82
6.	243	Trevor Samson	2013-15
7.	192	Jared McLaughlin	2005-06
8.	188	Lee Johnson	1980-84
9.	169	Leonard Chitty	1986-87
10.	166	Earl Kauffman	1988-91

Season			
1.	123	Ethan Pochman	1996
2.	109	Matt Payne	2001
3.	108	Justin Sorensen	2013
4.	101	Owen Pochman	1998
5.	100	Jared McLaughlin	2006
6.	98	Trevor Samson	2014
7.	94	Trevor Samson	2015
8.	93	Justin Sorensen	2011
9.	91	Earl Kauffman	1990
10.	90	Rhett Almond	2016
	90	Owen Pochman	1999

Game			
1.	17	Owen Pochman	vs. UNLV, 10/23/99 W, 29-0
2.	16	Joe Liljenquist	vs. Colorado St., 9/20/69 W, 22-20

SPECIAL TEAMS

FIELD GOALS MADE

Career			
1.	66	Owen Pochman	1997-00
2.	54	Matt Payne	2001-04
3.	47	Mitch Payne	2007-10
4.	43	Justin Sorensen	2008, 11-13
5.	34	Leonard Chitty	1986-87
6.	28	Jared McLaughlin	2005-06
7.	27	Kurt Gunther	1980-82
8.	26	Trevor Samson	2013-15
9.	25	David Lauder	1992, 94
10.	24	Lee Johnson	1980-84

Season			
1.	21	Justin Sorensen	2013
2.	20	Owen Pochman	1998
	20	Ethan Pochman	1996
4.	19	Owen Pochman	2000
5.	18	Owen Pochman	1999
	18	Leonard Chitty	1987
7.	17	Rhett Almond	2016
	17	Mitch Payne	2010

9.	16	Leonard Chitty	1986
10.	15	Justin Sorensen	2011
	15	Dave Taylor	1976
	15	Matt Payne	2004

Game			
1.	5	Owen Pochman	at UNLV, 10/23/99 W, 29-0
	5	Joe Liljenquist	vs. Colorado St., 9/20/69 W, 22-20
3.	4	Six players tied with 4	

FIELD GOALS ATTEMPTED

Career			
1.	91	Owen Pochman	1997-00
2.	73	Matt Payne	2001-04
3.	66	Justin Sorensen	2008, 11-13
4.	63	Mitch Payne	2007-10
5.	49	Joe Liljenquist	1969-71
6.	48	Dev Duke	1973-77
7.	47	Kurt Gunther	1980-82
	47	Leonard Chitty	1986-87
9.	40	Lee Johnson	1980-84
	40	Dave Taylor	1975-80

Season			
1.	29	Dave Taylor	1976
2.	28	Ethan Pochman	1996
3.	27	Owen Pochman	1998
4.	26	Justin Sorensen	2013
	26	Leonard Chitty	1987
6.	25	Owen Pochman	1999
	25	Justin Sorensen	2011
8.	24	Owen Pochman	2000
9.	23	Lee Johnson	1983
10.	22	Matt Payne	2004
	22	Dev Duke	1973

Game			
1.	6	Joe Liljenquest	vs. Colorado State, 9/20/69 W, 22-20

FIELD GOAL PERCENTAGE

Minimum 2 seasons played

Career			
1.	83.9	Trevor Samson	2013-15
2.	75.7	Jared McLaughlin	2005-06
3.	74.6	Mitch Payne	2007-10
4.	74.0	Matt Payne	2001-04
5.	72.5	Owen Pochman	1997-00
6.	72.3	Leonard Chitty	1986-87
7.	71.4	Ethan Pochman	1996
8.	65.8	David Lauder	1992, 94
9.	65.2	Justin Sorensen	2008, 11-13
10.	64.00	Jason Chaffetz	1986-89

Season			
1.	85.7	Trevor Samson	2014
2.	82.4	Trevor Samson	2015
3.	81.3	Matt Payne	2002
4.	81.0	Rhett Almond	2016
	81.0	Mitch Payne	2010
6.	80.7	Justin Sorensen	2013
7.	80.0	Earl Kauffmann	1990



8.	79.2	Owen Pochman	2000
9.	77.8	Jared McLaughlin	2006
	77.8	Matt Payne	2003

Game

100% Owen Pochman 5 of 5 at UNLV, 10/23/99 W, 29-0

PATs MADE

Career

1.	193	Mitch Payne	2007-10
2.	162	Kurt Gunther	1980-82
3.	150	Matt Payne	2001-04
4.	135	Owen Pochman	1997-2000
5.	122	Justin Sorensen	2008, 11-13
6.	114	Trevor Samson	2013-15
7.	104	Jared McLaughlin	2005-06
8.	97	Lee Johnson	1980-84
9.	96	Earl Kauffman	1988-91
10.	94	Dev Duke	1973-77

Season

1.	73	Matt Payne	2001
2.	64	Kurt Gunther	1980
3.	63	Ethan Pochman	1996
4.	62	Trevor Samson	2014
5.	59	Mitch Payne	2009
6.	58	Jared McLaughlin	2006
7.	57	Kurt Gunther	1981
8.	55	Earl Kauffman	1990
9.	54	Mitch Payne	2008
10.	53	Jason Chaffetz	1989

Game

1.	10	Matt Payne	vs. Tulane, 8/25/01	W, 70-35
	10	Jason Chaffetz	vs. Utah, 11/18/89	W, 70-31
	10	Trevor Samson	vs. Wagner, 10/24/15	W, 70-6
4.	9	Six players with 9		

PATs ATTEMPTED

Career

1.	201	Mitch Payne	2007-10
2.	179	Kurt Gunther	1980-82
3.	157	Matt Payne	2001-04
4.	139	Owen Pochman	1997-00
5.	125	Justin Sorensen	2008, 11-13
6.	118	Trevor Samson	2013-15
7.	113	Dev Duke	1973-77
8.	94	Jason Chaffetz	1986-89
9.	90	Brent Johnson	1976-79
10.	82	David Lauder	1992, 94

Season

1.	76	Matt Payne	2001
2.	71	Kurt Gunther	1980
3.	65	Ethan Pochman	1996
4.	63	Trevor Samson	2014
	63	Kurt Gunther	1981
6.	62	Jared McLaughlin	2006
7.	61	Mitch Payne	2009
8.	59	Earl Kauffman	1990
9.	56	Mitch Payne	2008

56	Jason Chaffetz	1989
56	Brent Johnson	1979

Game

10 Three players

PAT PERCENTAGE

Career - Minimum of Two Seasons Played

1.	97.6%	Justin Sorensen	2008, 11-13
2.	97.56%	David Lauder	1992, 1994
3.	97.10%	Owen Pochman	1997-00
4.	96.6%	Trevor Samson	2014-15
5.	96.0%	Mitch Payne	2007-10
6.	95.54	Matt Payne	2001-04
7.	95.52	Leonard Chitty	1986-87
8.	94.68	Jason Chaffetz	1986-89
9.	94.55	Jared McLaughlin	2005-06
10.	94.17	Lee Johnson	1980-84

Season

1. 100% Four players

CONSECUTIVE PATS MADE

Career

1. 70 Justin Sorensen 2007-10

Top active leader:

39 Rhett Almond (streak can continue in 2017)

Season

1. 61 Ethan Pochman 1996

Game

1.	10	Matt Payne	vs. Tulsa, 8/25/01	W, 70-35
	10	Jason Chaffetz	vs. Utah, 11/18/89	W, 70-31
	10	Trevor Samson	vs. Wagner, 10/24/15	W, 70-6

LONGEST KICKS

LONGEST FIELD GOAL MADE

1.	56	Owen Pochman	vs. New Mexico, 11/18/00	W, 37-13
2.	53	Matt Payne	at Air Force, 10/23/04	W, 41-24
	53	Matt Payne	vs. Notre Dame, 9/4/04	W, 20-17
	53	Matt Payne	at USC, 9/6/03	L, 35-18
	53	Jared McLaughlin	at Air Force, 10/28/06	W, 33-14
	53	Dennis Patera	at Utah State, 11/4/67	L, 30-9
3.	52	Matt Payne	at Colorado State, 10/2/04	W, 31-21
	52	Matt Payne	at USC, 9/6/03	L, 35-18
	52	Matt Payne	vs. New Mexico, 11/16/02	L, 20-16
	52	Brent Johnson	at Utah, 11/18/78	L, 23-22

LONGEST PUNT

1.	81	Scott Arellano	at Middle Tennessee, 11/1/14	W, 27-7
2.	80	Lee Johnson	at Wyoming, 10/8/83	W, 41-10
3.	79	Matt Payne	vs. USC, 9/18/04	L, 42-10
	79	Ben Laverty	vs. Pacific, 11/26/66	W, 38-0
5.	78	Bill Wright	at Wyoming, 10/21/61	L, 36-8
6.	77	Jonny Linehan	at Nebraska, 9/5/15	W, 33-28
7.	76	Matt Payne	vs. San Diego St., 11/2/02	W, 34-10
8.	75	CJ Santiago	at New Mexico, 9/29/07	W, 31-24
	75	Joe Liljenquist	at Colorado State 11/7/70	L, 26-9
10.	74	JD Hartsfield	vs. UNLV, 10/10/98	W, 38-14
	74	Earl Kauffman	vs. Wyoming, 10/7/89	W, 36-20

MOST PUNTS

Career

1.	204	Alan Boardman	1993-96
2.	201	Richard Adams	1967-69
3.	198	Riley Stephenson	2009-12
4.	192	Matt Payne	2001-04
5.	180	Patrick Thompson	1985-88
6.	161	Mark Giles	1973-75
7.	149	Scott Arellano	2013-14
8.	133	Earl Kauffman	1988-91
9.	130	J.D. Hartsfield	1997-98
10.	119	Jonny Linehan*	2015-present

*Top active player

Season

1.	83	Richard Adams	1969
2.	81	Richard Adams	1968
3.	80	Scott Arellano	2013
4.	78	Matt Payne	2003
5.	72	Patrick Thompson	1987
6.	69	Scott Arellano	2014
7.	67	Aaron Edmonds	2000
8.	66	Doug Coon	1972
9.	65	J.D. Hartsfield	1997
	65	J.D. Hartsfield	1998

Game

1.	15	Rich Adams	at Iowa State, 9/27/1969	L, 10-0
2.	13	Dave Coon	vs. Arizona St., 10/21/1972	L, 49-17
3.	12	Pat Thompson	at SDSU, 11/29/1986	L, 10-3
	12	Rich Adams	vs. Wyoming, 10/12/1968	L, 20-17
	12	Rich Adams	at Wyoming, 10/12/1967	L, 26-10
	12	Ben Laverly	at Oregon, 10/2/1965	L, 27-14

BEST PUNTING AVERAGE

Career-Minimum of 80 punts

1.	46.9	Lee Johnson	1980-84
2.	45.4	Matt Payne	2001-04
3.	43.4	Jesse Sowards	1997-99
4.	43.3	Riley Stephenson	2009-12
5.	42.9	Gary Dunn	1958-59
6.	42.87	Patrick Thompson	1985-88
7.	42.85	Scott Arellano	2013-14
8.	42.6	Jonny Linehan	2015-present
9.	42.3	Alan Boardman	1993-96
10.	42.0	Mike Mees	1979-82

Season-Minimum of 40 punts

1.	50.63	Lee Johnson	1983
2.	47.59	Matt Payne	2002
3.	47.04	Riley Stephenson	2012
4.	45.63	Mike Mees	1982
5.	45.49	Lee Johnson	1984
6.	45.35	Clay Brown	1979
7.	45.29	Matt Payne	2004
8.	45.01	Scott Arellano	2014
9.	44.82	Gary Dunn	1959
10.	44.80	Patrick Thompson	1988

RETURNS

MOST YARDS ON PUNT RETURNS

Career

1.	1,312	Vai Sikahema	1980, 83-85
2.	1,230	John Betham	1972-74
3.	1,079	Chris Farasopoulos	1968-70
4.	1,003	Kent Oborn	1964-66
5.	856	JD Falslev	2010-13
6.	790	James Dye	1995-1996
7.	699	Mike O'Brien	1985-1988
8.	628	Golden Richards	1970-1971
9.	520	Dave Francis	1978-1980
10.	494	Mike Rigell	1998, 2000-2001

Top active player:

37.	110	Michael Shelton	
-----	-----	-----------------	--

Season

1.	624	Golden Richards	1971
2.	554	John Betham	1973
3.	514	Chris Farasopoulos	1969
4.	472	Vai Sikahema	1984
5.	441	Vai Sikahema	1985
6.	438	James Dye	1995
7.	418	Mike O'Brien	1986
8.	393	Kent Oborn	1966
9.	379	John Betham	1974
10.	377	Vai Sikahema	1981

Game

1.	219	Golden Richards	at North Texas, 9/10/71	W, 41-13
----	-----	-----------------	-------------------------	----------

MOST PUNT RETURNS

Career

1.	153	Vai Sikahema	1980-85
2.	108	John Betham	1972-74
3.	95	Mike O'Brien	1985-88
4.	89	JD Falslev	2010-13
5.	78	Kent Oborn	1964-66
6.	71	Chris Farasopoulos	1968-70
7.	65	Mike Rigell	1998, 00-01
8.	64	Mike Johnston	1992-95
9.	62	Dave Francis	1978-80
10.	57	Jaron Dabney	1997-99

Top active player:

36.	13	Micah Hannemann	
-----	----	-----------------	--

Season

1.	54	Vai Sikahema	1985
2.	51	Vai Sikahema	1984
3.	50	Mike O'Brien	1986
4.	44	Vai Sikahema	1981
5.	40	John Betham	1973
6.	37	Dave Francis	1979
	37	John Betham	1972
8.	36	Mike Rigell	2001
	36	Mike O'Brien	1987
10.	35	Chris Farasopoulos	1969

Game

1.	8	Don Bushore	at Pepperdine, 11/26/49	L, 28-14
	8	Vai Sikahema	at New Mexico, 10/19/85	W, 45-23



8	Bill Nelson	vs. Colorado St, 11/23/63	W, 24-20
4, 7	Kent Oborn	vs. Utah, 11/12/66	W, 35-13
7	Kent Oborn	vs. Pacific, 11/16/66	W, 38-0
7	Golden Richards	vs. Arizona, 11/13/71	L, 27-14

BEST AVERAGE PUNT RETURN

Minimum 25 returns for a career and 10 for a season

Career

1.	19.8	James Dye	1995-96
2.	17.1	Golden Richards	1970-71
3.	15.2	Chris Farasopoulos	1968-70
4.	12.9	Kent Oborn	1964-66
5.	11.4	John Betham	1972-74
6.	11.1	Brad Clark	1989-92
7.	10.2	Ken Call	1967-68
8.	9.6	JD Falslev	2010-13
9.	9.4	Nathan Meikle	2005-06
10.	9.0	Homer Jones	1979-80

Season

1.	21.9	James Dye	1995
2.	19.5	Chris Farasopoulos	1968
3.	18.9	Golden Richards	1971
4.	17.6	James Dye	1996
5.	15.7	Ken Call	1967
6.	15.5	Chris Farasopoulos	1969
7.	15.3	Jack Sanders	1967
8.	13.9	John Betham	1973
9.	13.5	Brad Clark	1991
10.	13.4	Chris Farasopoulos	1970

MOST TOUCHDOWNS ON PUNT RETURNS

Career

1.	4	James Dye	1995-96
	4	Golden Richards	1970-71
3.	3	Vai Sikahema	1980-85
4.	2	JD Falslev	2010-13
	2	John Betham	1972-74

Season

1.	4	Golden Richards	1971
2.	2	James Dye	1996
	2	James Dye	1995
	2	Vai Sikahema	1985
5.	1	12 players tied with 1	

Game

1.	2	Golden Richards	at North Texas, 9/10/71	W, 41-13
----	---	-----------------	-------------------------	----------

LONGEST PUNT RETURNS

1.	94	Kent Oborn	at Arizona, 11/20/65	W, 20-3
2.	92	Chris Farasopoulos	at UTEP, 10/25/69	L, 30-7
3.	90	James Dye	vs. Wyoming, 10/21/95	W, 23-20
4.	89	Vai Sikahema	vs. Tulsa, 9/15/84	W, 38-15
5.	84	James Dye	vs. SDSU, 9/16/95	W, 31-19
5.	83	Jaron Dabney	vs. Hawaii, 10/18/97	W, 17-3
6.	82	Brad Clark	vs. UTEP, 10/12/91	W, 31-29
7.	81	Hal Lewis	at Colorado St., 10/4/58	L, 32-6
8.	79	James Dye	at Utah State, 10/4/96	W, 45-17
9.	77	McKay Jacobson	vs. Wyoming, 11/9/06	W, 55-7
10.	75	James Dye	vs. Tulsa, 11/4/95	W, 45-35

LONGEST PUNT RETURN TOUCHDOWNS

1.	94	Kent Oborn	at Arizona, 11/20/65	W, 20-3
2.	92	Chris Farasopoulos	at UTEP, 10/25/69	L, 30-7
3.	90	James Dye	vs. Wyoming, 10/21/95	W, 23-20
4.	89	Vai Sikahema	vs. Tulsa, 9/15/84	W, 38-15
5.	84	James Dye	vs. SDSU, 9/16/95	W, 31-19
5.	83	Jaron Dabney	vs. Hawaii, 10/18/97	W, 17-3
6.	82	Brad Clark	vs. UTEP, 10/12/91	W, 31-29
7.	81	Hal Lewis	at Colorado St., 10/4/58	L, 32-6
8.	79	James Dye	at Utah State, 10/4/96	W, 45-17
9.	77	McKay Jacobson	vs. Wyoming, 11/9/06	W, 55-7
10.	74	Kent Oborn	at Utah, 11/12/66	W, 35-13
11.	73	Golden Richards	vs. Utah, 11/20/71	L, 17-15
12.	72	Vai Sikahema	vs. Air Force, 11/16/85	W, 28-21
13.	71	JD Falslev	vs. Middle Tenn., 9/27/13	W, 37-10
14.	67	James Dye	vs. Rice, 11/16/96	W, 49-0
	67	JD Falslev	(N) TCU, 10/28/11	L, 38-28
16.	58	Golden Richards	vs. Colorado St., 9/18/71	W, 54-14
17.	57	Dennis Watford	at UTEP, 10/25/69	L, 30-7
18.	56	Kent Oborn	at Colorado S., 10/10/64	L, 7-6
19.	55	Jack Sanders	vs. JSU, 11/25/67	W, 67-8
20.	47	Vai Sikahema	at New Mex., 10/25/84	W, 48-0

KICKOFF RETURN YARDS

Career

1.	1,625	Mike Rigell	1998, 2000-01
2.	1,611	O'Neill Chambers	2008-10
3.	1,391	Chris Farasopoulos	1968-70
4.	1,383	Adam Hine	2012-15
5.	1,331	Cody Hoffman	2010-13
6.	1,277	Austin Collie	2004, 07-08
7.	1,051	Eric Mortensen	1988-91
8.	992	Jaron Dabney	1997-99
9.	973	Vai Sikahema	1980-83, 85
10.	945	Mike O'Brien	1985-88

Top active player:

36.	426	Aleva Hifo	
-----	-----	------------	--

Season

1.	879	Cody Hoffman	2011
2.	865	Mike Rigell	2001
3.	843	Adam Hine	2013
4.	809	O'Neill Chambers	2008
5.	723	Austin Collie	2007
6.	649	Chris Farasopoulos	1970
7.	638	Jaron Dabney	1997
8.	617	Mike Rigell	1998
9.	579	Homer Jones	1979
10.	568	Tyler Anderson	1993

Game

1.	237	Austin Collie	at Tulsa, 9/15/07	L, 55-47
----	-----	---------------	-------------------	----------

TOTAL KICK RETURNS

Career

1.	69	O'Neill Chambers	2008-10
2.	65	Mike Rigell	1998, 00-01
3.	53	Adam Hine	2012-15

53	Cody Hoffman	2010-13
51	Chris Farasopoulos	1968-70
49	Austin Collie	2004,07-08
49	Eric Mortensen	1988-1991
42	Vai Sikahema	1980-83, 85
42	Mike O'Brien	1985-88
41	Jaron Dabney	1997-99

Top active player:

32. 20	Aleva Hifo
--------	------------

Season

1. 36	Cody Hoffman	2011
2. 35	O'Neill Chambers	2008
3. 33	Mike Rigell	2001
4. 31	Adam Hine	2013
5. 28	Austin Collie	2007
28	Breyon Jones	2005
7. 26	Chris Farasopoulos	1970
26	Jaron Dabney	1997
26	Dave Lowry	1976
10. 24	Paul Peterson	2000

Game

1. 8	Aleva Hifo	vs. Toledo 9/30/16	W 55-53
8	Cody Hoffman	vs. Utah, 10/17/11	L, 54-10
8	Austin Collie	at Tulsa, 9/15/2007	L, 55-47

KICKOFF RETURN AVERAGE

Minimum 20 returns for a career and 10 for a season

Career

1. 27.3	Chris Farasopoulos	1968-70
2. 26.09	Adam Hine	2012-15
3. 26.06	Austin Collie	2004, 07-08
4. 25.7	James Dye	1995-96
5. 25.1	Cody Hoffman	2010-13

Season

1. 40.1	Paul Allen	1961
2. 38.4	Stacey Corley	1989
3. 32.2	Chris Farasopoulos	1969
4. 29.9	Tyler Anderson	1993
5. 29.8	Pete Van Valkenburg	1972
6. 29.5	John Greene	1965
7. 28.4	Eric Mortensen	1988
8. 28.3	David Christensen	2002
9. 27.9	Ronney Jenkins	1996
10. 27.5	Austin Collie	2008
11. 27.2	Adam Hiné	2013
12. 27.2	JD Falslev	2012
13. 27.1	Cody Hoffman	2010
14. 26.9	Tim Nowatzke	1993
15. 26.8	Mike Rigell	1998

LONGEST KICKOFF RETURN TOUCHDOWNS

1. 100	Eric Mortensen	vs. Utah St., 9/30/88	W, 38-3
100	James Dye	vs. UTEP, 11/2/96	W, 40-18
100	Tyler Anderson	at Utah St., 10/30/93	L, 58-56
100	John Betham	vs. Utah, 11/23/74	W, 48-20
5. 99	Adam Hiné	vs. Virginia, 9/20/14	W, 41-33
99	Stacey Corley	vs. Air Force, 11/11/89	W, 44-35
7. 97	Chris Farasopoulos	vs. Arizona, 11/1/69	W, 31-21

8. 96	Mike Rigell	at Hawaii, 10/17/98	W, 31-9
9. 94	Robert Parker	at Washington, 9/20/86	L, 52-21
10. 93	Cody Hoffman	vs. UCF, 9/23/11	W, 24-17
93	Pete Van Valkenburg	at New Mex., 11/25/72	W, 21-7
93	Paul Allen	vs. Utah State, 11/4/61	L, 31-8
13. 92	Paul Allen	at North Tex. St., 9/30/61	L, 41-30
92	Phil Brady	vs. Utah, 10/13/62	L, 35-20
15. 85	Stacey Corley	vs. Air Force, 11/11/89	W, 44-35
16. 81	John Greene	vs. SJSU, 10/8/65	W, 34-7
17. 79	Tony Crutchfield	at Air Force, 11/12/88	W, 49-31

COMBINED RETURN YARDS

Career

1. 2,470	Chris Farasopoulos	1968-70
2. 2,285	Vai Sikahema	1980-85
3. 2,119	Mike Rigell	1998, 2000-01
4. 2,053	John Betham	1972-74
5. 1,847	O'Neill Chambers	2008-10
6. 1,745	Kent Oborn	1964-66
7. 1,644	Mike O'Brien	1984-88
8. 1,426	Jaron Dabney	1997-99
9. 1,400	Cody Hoffman	2009-13
10. 1,380	James Dye	1995-96

Season

1. 1,164	Mike Rigell	2001
2. 1092	Golden Richards	1971
3. 1,075	Chris Farasopoulos	1969
4. 1,021	Chris Farasopoulos	1970
5. 910	Jaron Dabney	1997
6. 886	John Betham	1974
7. 879	Cody Hoffman	2011
8. 868	O'Neill Chambers	2008
9. 848	Vai Sikahema	1984
19. 843	Adam Hiné	2013

Game

247	Golden Richards	at North Tex. St., 9/10/71	W, 41-13
-----	-----------------	----------------------------	----------

MOST COMBINED RETURNS

Career

1. 195	Vai Sikahema	1980-85
2. 142	John Betham	1972-74
3. 137	Mike O'Brien	1985-88
4. 130	Mike Rigell	1998, 2000-01
5. 122	Chris Farasopoulos	1968-70
6. 113	Kent Oborn	1964-66
7. 112	JD Falslev	2009-13
8. 106	O'Neill Chambers	2008-11
9. 98	Jaron Dabney	1997-99
10. 82	Bryce Mahuika	2004-08

Season

1. 69	Mike Rigell	2001
2. 66	Vai Sikahema	1984
3. 64	Vai Sikahema	1985
4. 62	Mike O'Brien	1986
5. 58	Mike O'Brien	1987
6. 56	Golden Richards	1971
7. 55	Vai Sikahema	1981



8.	53	Chris Farasopoulos	1970
	53	Jaron Dabney	1997
10.	51	Chris Farasopoulos	1969
	51	John Betham	1974

Game	10	Four players
------	----	--------------

ALL-PURPOSE YARDS

Career			
1.	5,015	Cody Hoffman	2010-13
2.	4,996	Curtis Brown	2002, 04-06
3.	4,649	Austin Collie	2004, 07-08
4.	4,540	Harvey Unga	2006-09
5.	4,367	Jamal Willis	1991-94

Top active players:

202.	529	Francis Bernard (played RB in 2015)
209.	484	Aleva Hifo

Season			
1.	2,112	Austin Collie	2008
2.	2,004	Luke Staley	2001
3.	1,882	Harvey Unga	2007
4.	1,864	Curtis Brown	2006
5.	1,838	Pete Van Valkenburg	1972

Game				
1.	366	Austin Collie	at Tulsa, 9/15/2007	L, 55-47
2.	306	Pete Van Valkenburg	vs. Wyoming, 11/4/72	W, 33-14
3.	303	Eldon Fortie	vs. GW, 9/29/62	L, 13-12
4.	300	Luke Staley	vs. Utah State, 10/5/01	W, 54-34
5.	296	Tyler Anderson	at Utah State, 10/30/93	L, 58-56

DEFENSE

Only defensive statistics since 2000 are officially recognized by the NCAA

TOTAL TACKLES SINCE 2000

Career			
1.	330	Aaron Francisco	2001-04
2.	294	Cameron Jensen	2004-06
3.	275	David Nixon	2003, 06-08
4.	267	Paul Walkenhorst	2000-05
5.	245	Brandon Ogletree	2009-12

Top active player:

19.	175	Fred Warner
-----	-----	-------------

Season			
1.	143	Uani 'Unga	2013
2.	116	Aaron Francisco	2003
3.	113	Kelly Poppinga	2007
4.	110	Andrew Rich	2010
5.	108	Matt Bauman	2008

Game				
1.	19	Butch Pau'u	vs. UCLA, 9/17/16	L 17-14
	19	Uani 'Unga	at Notre Dame, 11/23/13	L, 23-13
3.	17	Kelly Poppinga	vs. TCU, 11/8/07	W, 27-22
	17	Uani 'Unga	at Utah State, 10/4/13	W, 31-14
	17	Uani 'Unga	vs. Boise State, 10/25/13	W, 37-20
6.	16	Harvey Langi	vs. Wyoming, 12/21/2016	W 24-21
	16	Aaron Francisco	at Boise State, 9/24/04	L, 28-27
	16	Aaron Francisco	vs. USC, 9/18/04	L, 42-10

TACKLES

Career			
1.	408	Shad Hansen	1989-92
2.	394	Rod Wood	1976-78
3.	389	Larry Carr	1972-74
4.	382	Glenn Redd	1978-80
5.	371	Rocky Biegel	1988-91

Top active player:

79.	175	Fred Warner
-----	-----	-------------

Season			
1.	193	Shad Hansen	1991
2.	192	Rocky Biegel	1991
3.	157	Rod Wood	1978
4.	149	Sid Smith	1975
5.	148	Glen Redd	1980
	148	Bob Davis	1988

Game				
1.	25	Dan Hansen	vs. New Mexico, 10/1/71	L, 14-0
2.	22	Derwin Gray	vs. Penn State, 9/21/91	L, 33-7
3.	21	Dan Hansen	at Colorado State, 11/7/70	L, 26-9
4.	20	Ted Nelson	vs. Arizona State, 10/17/70	L, 27-3
5.	19	Four players tied with 19		

SOLO TACKLES SINCE 2000

Career			
1.	167	Aaron Francisco	2001-04
2.	153	Kyle Van Noy	2010-13
3.	150	Cameron Jensen	2004-06
4.	137	David Nixon	2003, 06-08
5.	127	Andrew Rich	2008-10

Top active player:

11.	110	Fred Warner
-----	-----	-------------

Season			
1.	64	Justin Ena	2001
2.	63	Andrew Rich	2010
3.	62	Uani 'Unga	2013
4.	57	Cameron Jensen	2006
5.	54	Isaac Kelley	2001

Game				
1.	11	Butch Pau'u	vs. UCLA 9/17/16	L 17-14
2.	10	Harvey Langi	vs. Wyoming 12/21/16	W 24-21
	10	Andrew Rich	at TCU, 10/16/10	L, 31-3
	10	Scott Johnson	vs. Colorado St., 9/26/09	W, 42-23
	10	Cameron Jensen	at TCU, 9/28/06	W, 31-17
	10	Paul Walkenhorst	at Nevada, 9/14/02	L, 31-28

ASSISTED TACKLES SINCE 2000

Career			
1.	163	Aaron Francisco	2001-04
2.	144	Cameron Jensen	2004-06
3.	138	David Nixon	2003, 06-08
4.	137	Paul Walkenhorst	2000-05
5.	130	Brandon Ogletree	2009-12

Top active player:

29.	65	Fred Warner
-----	----	-------------

Season			
1.	81	Uani 'Unga	2013
2.	67	Kelly Poppinga	2007

3.	63	Aaron Francisco	2003
4.	60	Paul Walkenhorst	2002
5.	58	Matt Bauman	2008
	58	Jusitn Ena	2000

Game

1.	14	Uani 'Unga	at Notre Dame, 11/23/13	L, 23-13
2.	13	Kelly Poppinga	vs. Colorado St., 11/3/07	W, 35-16
3.	12	Uani 'Unga	at Utah State, 10/4/13	W, 31-14
4.	11	Four players tied with 11		

TACKLES FOR LOSS SINCE 2000

Career

1.	61.5	Kyle Van Noy	2010-13
2.	44.5	Jan Jorgensen	2006-09
3.	44	Bronson Kaufusi	2012-15
4.	43.5	David Nixon	2003, 06-08
5.	39	Brady Poppinga	2001-04

Top active player:

9.	23	Fred Warner
----	----	-------------

Season

1.	22	Kyle Van Noy	2012
2.	20	Jan Jorgensen	2007
3.	19	Colby Bockwoldt	2003
	19	Ryan Denney	2001
4.	18	Setema Gali, Jr.	2000

Game

1.	6	Hans Olsen	at Colorado State, 11/2/00	L, 45-21
2.	5	Kyle Van Noy	vs. Tulsa, 12/30/11	W, 24-21
	5	David Nixon	vs. Colorado State, 10/9/03	L, 58-13
4.	4	Four players tied with four		

SACKS SINCE 2000

Career

1.	30	Jan Jorgensen	2006-09
2.	27	Bronson Kaufusi	2012-15
3.	26	Kyle Van Noy	2010-13
4.	19	Brady Poppinga	2001-04
5.	12	David Nixon	2003, 06-08

Top active player:

15.	7	Sione Takitaki
-----	---	----------------

Season

1.	14	Jan Jorgensen	2007
2.	13	Kyle Van Noy	2012
3.	10	Setema Gali, Jr.	2000
4.	9	Manaia Brown	2004
5.	8	Brady Poppinga	2002

Game

1.	3.5	Bronson Kaufusi	vs. Cincinnati	10/16/15	W, 38-24
2.	3	Teu Kautai	at MTSU, 11/1/14		W, 27-7
	3	Kyle Van Noy	vs. Georgia Tech, 10/12/13		W, 38-20
	3	Kyle Van Noy	at New Mex St., 11/24/12		W, 50-14
		Jan Jorgensen	vs. Colorado St., 11/3/07		W, 35-16
	3	Justin Maddux	at UNLV, 11/5/05		W, 55-14
	3	Brady Poppinga	vs. SDSU, 11/2/02		W, 34-10

SACKS

Career

1.	33	Brandon Flint	1980-83
2.	30	Jan Jorgensen	2006-09
3.	28.5	Randy Brock	1991-94
4.	27	Mekeli Ieremia	1974-77
5.	26.5	Bronson Kaufusi	2012-15

Top active player:

t69.	7	Sione Takitaki
------	---	----------------

Season

1.	17	Mekeli Ieremia	1976
2.	16	Shawn Knights	1986
	16	Jim Hermann	1983
4.	14	Todd Shell	1983
	14	Stan Varner	1974

Game

1.	6	Shay Muirbrook	vs. Kansas St., 1/1/97	W, 19-15
2.	4	Setema Gali	at New Mex., 10/16/99	W, 31-7
	4	Jason Buck	vs. Oregon State, 11/15/86	L, 10-7
	4	Kyle Whittingham	at SDSU, 10/17/81	W, 27-7

QUARTERBACK HURRIES SINCE 2000

Career

1.	32	Kyle Van Noy	2010-13
2.	22	Jan Jorgensen	2006-09
3.	12	Bronson Kaufusi	2012-15
3.	11	Coleby Clawson	2008-09
5.	9	Vic So'oto	2005, 07-10

Top active player:

17.	5	Sione Takitaki
-----	---	----------------

Season

1.	12	Kyle Van Noy	2013
2.	11	Jan Jorgensen	2008
3.	10	Kyle Van Noy	2011
4.	8	Three players tied with 8	

Game

1.	5	Kyle Van Noy	vs. Texas, 9/7/13	W, 40-21
2.	4	Jan Jorgensen	vs. Northern Iowa, 8/30/08	W, 41-17
3.	3	Five players tied with 3		

PASS BREAKUPS SINCE 2000

Career

1.	23	Robertson Daniel	2013-14
	23	Daniel Sorensen	2008, 11-13
3.	21	Brian Logan	2009-10
4.	20	Preston Hadley	2011-12
5.	17	Michael Davis	2013-16
		(Four players tied with 17)	

Top active player:

12	Micah Hannemann
----	-----------------

Season

1.	15	Jordan Johnson	2012
2.	14	Corby Eason	2011
	14	Preston Hadley	2011
	14	Brian Logan	2009
5.	12	Daniel Sorensen	2013



Game				
1.	4	Corby Eason	vs. San Jose St., 10/8/11	W, 29-16
4		Daniel Sorensen	vs. Texas, 9/7/13	W, 40-21
3.	3	11 players tied with 3		

INTERCEPTIONS SINCE 2000

Career			
1.	14	Kai Nacua	2013-16
2.	10	Andrew Rich	2008-10
3.	9	Jernaro Gilford	1999, 2001-03
4.	8	Daniel Sorensen	2008, 11-13
5.	7	Kyle Van Noy	2010-13
	7	Aaron Francisco	2001-04

Top active player:

7.	6	Fred Warner	
----	---	-------------	--

Season			
1.	6	Kai Nacua	2016
	6	Jernaro Gilford	2001
	6	Kai Nacua	2015
4.	5	Andrew Rich	2010
5.	4	Four players tied with 4	

Game				
1.	3	Tyson Smith	vs. Wyoming, 10/26/00	W, 19-7
	3	Kai Nacua	vs. Boise State, 9/12/15	W, 35-24
2.	2	Nine players tied with 2		

INTERCEPTIONS

Career			
1.	20	Dave Atkinson	1970-73
2.	18	Dan Hansen	1969-72
	18	Bobby Roberts	1965-67
4.	14	Derwin Gray	1989-92
5.	13	Brian Mitchell	1987-90
	13	Tom Holmoe	1978-82

Top active player:

36.	6	Fred Warner	
-----	---	-------------	--

Season			
1.	9	Dave Atkinson	1971
	9	Gene Frantz	1962
3.	8	Dave Atkinson	1972
	8	Dan Hansen	1970
5.	7	Six seasons, 5 different players	

Game			
1.	3	Eight times, 7 different players	
		Last: Kai Nacua vs. Boise State 9/12/15 W, 35-24	

INTERCEPTION RETURN YARDS SINCE 2000

Career			
1.	246	Kai Nacua	2013-16
2.	160	Andrew Rich	2008-10
3.	148	John Burbidge	2001-04
4.	122	Kyle Van Noy	2010-13
5.	117	Alani Fua	2011-14

Top active player:

6.	113	Dayan Ghanwoloku	
----	-----	------------------	--

Season			
1.	137	Kai Nacua	2015

2.	131	Jernaro Gilford	2001
3.	113	Dayan Ghanwoloku	2016
4.	93	John Burbidge	2002
5.	91	Andrew Rich	2009

Game

1.	80	John Burbidge	vs. New Mex., 11/16/02	L, 20-16
2.	76	Kai Nacua	vs. Boise State, 9/12/15	W 35-24
3.	64	Justin Robinson	vs. Utah State, 9/23/06	W, 38-0
4.	62	Jernaro Gilford	vs. Utah State, 10/5/01	W, 54-34
5.	61	Kai Nacua	vs. Fresno St., 11/21/15	W 52-10

MOST INTERCEPTION RETURN YARDS

Career

1.	421	Dan Hansen	1970-72
2.	249	Mike Russell	1973-74
3.	246	Kai Nacua	2013-16
4.	222	Dave Atkinson	1970-73
5.	216	Bobby Roberts	1965-67

Top active player:

21.	113	Dayan Ghanwoloku	
-----	-----	------------------	--

Season

1.	233	Dan Hansen	1971
2.	137	Mike Russell	1974
	137	Kai Nacua	2015
4.	131	Jernaro Gilford	2001
	131	Jeff Lyman	1971

Game

1.	97	Brian Mitchell	at New Mexico 9/2/89	W, 24-3
	93	Dan Hansen	at Wyoming, 10/16/71	W, 35-17
	86	Dan Hansen	at UTEP, 10/30/71	W, 16-0

FORCED FUMBLES SINCE 2000

Career

1.	11	Kyle Van Noy	2010-13
2.	6	Andrew Rich	2008-10
	6	Aaron Francisco	2001-04
4.	5	Bronson Kaufusi	2012-15
5.	4	Three players tied with 4	

Season

1.	6	Kyle Van Noy	2012
2.	4	Uona Kaveinga	2011
	4	Ryan Denney	2001
4.	3	Eight players tied with 3: Last Bronson Kaufusi 2015	

Game

1.	2	Andrew Rich	vs. Oklahoma, 9/5/09	W, 14-13
----	---	-------------	----------------------	----------

FUMBLE RECOVERIES SINCE 2000

Career

1.	6	Jan Jorgensen	2006-09
	6	Shawn Doman	2006-09
3.	5	Spencer Hadley	2008, 11-13
4.	4	Matt Bauman	2004, 07-09
	4	Brett Denney	2006-09
	4	Fred Warner*	2014-present

Top active player*



Season

1.	5	Hans Olsen	2000
2.	4	Shawn Doman	2009
	4	Fred Warner	2015
4.	3	Four players tied with 3	

Game

1.	3	Justin Luettergrod	at Wyoming, 11/12/05	W, 35-21
2.	2	Hans Olsen	vs. SDSU, 10/21/00	L, 16-15

FUMBLE RETURN YARDS SINCE 2000

Season

1.	64	Scott Johnson	2001
2.	52	Michael Shelton	2016
3.	48	Jan Jorgensen	2006
4.	44	Kyle Van Noy	2010
5.	38	Brandon Bradley	2008

Game

1.	64	Scott Johnson	at Wyoming, 11/12/05	W, 35-21
2.	52	Michael Shelton	vs. Utah State 11/26/16	W 28-10
3.	48	Jan Jorgensen	vs. UNLV, 10/21/06	W, 52-7
4.	44	Kyle Van Noy	at CSU, 11/13/10	W, 49-10
5.	38	Brandon Bradley	at Utah St., 10/3/08	L, 48-24

NCAA RANKINGS/RECORDS

The following section lists BYU players ranked in career NCAA statistical categories in the 2016 FBS Record Book along with NCAA record holders. It also includes team rankings still ranked in the top 25 for single seasons. Bowl statistics were included in the season and career statistics since 2002. For the most up to date records, visit NCAA.com **NCAA record

†National champion or national leader in that category that season.

INDIVIDUAL OFFENSE

INDIVIDUAL TOTAL OFFENSE

Career

Rk.	G	PLAYS	RUSH	PASS	YARDS	AVG
9.	Ty Detmer (1988-91)	46	1,795	-366	15,031	14,665 8.17

Season

17.	Ty Detmer (1990)	12	635	-106	5,188	5,022 7.91
-----	------------------	----	-----	------	-------	------------

Game

Rk.	DATE	OPPONENT	RUSH	PASS	YARDS
21.	Ty Detmer	Nov. 16, 1991	SDSU	4	599 603
25.	Virgil Carter	Nov. 5, 1966	UTEP	86	513 599
26.	John Walsh	Oct. 30, 1993	Utah St.	-22	619 597

TOTAL OFFENSE PER GAME

Career

Rk.	G	PLAYS	YARDS	TDR	YPG
11.	Ty Detmer (1988-91)	46	1,795	14,665	135 318.8

Season

6.	Ty Detmer (1990)	12	635	5,022	45 418.5
15.	Steve Young (1983)	11	531	4,346	41 395.1

ANNUAL TOTAL OFFENSE CHAMPIONS

Year	Player	CL	PLAYS	RUSH	PASS	YARDS	AVG
1966	Virgil Carter	Sr.	388	363	2,182	2,545	254.5
1979	Marc Wilson	Sr.	488	-140	3,720	3,580	325.5
1980	Jim McMahon	Jr.	540	56	4,571	4,627	385.6
1981	Jim McMahon	Sr.	487	-97	3,555	3,458	345.8
1983	Steve Young	Sr.	531	444	3,902	4,346	395.1
1984	Robbie Bosco	Jr.	543	57	3,875	3,932	327.7
1991	Ty Detmer	Sr.	478	-30	4,031	4,001	333.4

PASSING OFFENSE

PASSING EFFICIENCY

Career

Rk.	Att	CMP.	INT.	PCT.	YDS.	TD	EFF.
(Min. 500 completions)							
13.	Ty Detmer	1,530	958	65	.626	15,031	121 162.7
15.	Steve Sarkisian	789	528	26	.669	7,464	53 162.0
(Min. 400 completions)							
20.	Gifford Nielsen	708	415	29	.586	5,833	55 145.3
(Min. 325-399 completions)							
17.	Gary Sheide	594	358	31	.603	4,524	45 138.8

Season

Rk.	G	Att	CMP.	INT.	PCT.	YDS.	TD	EFF.
15.	Jim McMahon, BYU (1980)	12	445	284	18	.638	4,571	47 176.9
19.	Ty Detmer, BYU (1989)	12	412	265	15	.643	4,560	32 175.6

PASSING YARDS

Career

Rk.	Att	CMP.	INT.	PCT.	YDS	TD
5.	Ty Detmer	1,530	958	65	.626	15,031 121

Season

Rk.	G	ATT.	CMP.	INT.	PCT.	YDS	TD	YPATT
6.	Ty Detmer (1990)	12	562	361	28	.642	5,188	41 9.23

Game

Rk.	DATE	OPPONENT	YARDS
12.	John Walsh	Oct. 30, 1993	Utah State 619
17.	Ty Detmer	Nov. 16, 1991	San Diego State 599
24.	Robbie Bosco	Oct. 19, 1985	New Mexico 585

PASSING YARDS PER GAME

Career

Rk.	G	ATT.	CMP.	INT.	PCT.	YDS	TD	YPG
8.	Ty Detmer	46	1,530	958	65	.626	15,031	121 326.8
20.	Steve Sarkisian	25	789	528	26	.669	7,464	53 298.6

Season

4.	Ty Detmer, BYU (1990)	12	562	361	28	.642	5,188	41 432.3
22.	Jim McMahon, BYU (1980)	12	445	284	18	.638	4,571	47 380.9
24.	Ty Detmer, BYU (1989)	12	412	265	15	.643	4,560	32 380.0



PASSING YARDS PER ATTEMPT

Career							
Rk.	ATT.	CMP.	PCT.	YDS	PER CMP.	PER ATT.	
2. Ty Detmer	1,530	958	.626	15,031	15.69	9.82	
7. Jim McMahon	1,060	653	.616	9,536	14.60	9.00	
24. John Walsh	973	587	.603	8,375	14.27	8.61	

TOUCHDOWN PASSES

Career							
Rk.			G		TD		
7. Ty Detmer, BYU (1988-91)			46		121		

Season							
10. Jim McMahon, BYU (1980)			12		47		

MOST CONSECUTIVE GAMES GAINING 300 YARDS OR MORE

Career	
**24—Ty Detmer, BYU (from Sept. 2, 1989, to Dec. 1, 1990)	

MOST YARDS GAINED PER ATTEMPT

Game (Min. 40 atts.)	
**14.1—John Walsh, BYU vs. Utah St., Oct. 30, 1993 (44 for 619)	

Season (Min. 412 atts.)	
**11.1—Ty Detmer, BYU, 1989 (412 for 4,560)	

MOST YARDS GAINED PER COMPLETION

Game (Min. 22 comps.)	
**22.9—John Walsh, BYU vs. Utah St., Oct. 30, 1993 (27 for 619)	

HIGHEST PERCENTAGE OF PASSES FOR TDS (MIN. 375 ATTS.)

**11.5%—Jim McMahon, BYU, 1980 (46 of 400)

MOST SEASONS GAINING 4,000 YARDS OR MORE

3—Ty Detmer, BYU, 1989-91; tied with 7 others

ANNUAL PASSING CHAMPIONS

Year	Player, School	CL.					
G	ATT.	CMP.	INT.	PCT.	YDS	TD	EFF.
1980	Jim McMahon, BYU	Jr.					
12	445	284	18	.638	4,571	47	176.9
1981	Jim McMahon, BYU	Sr.					
10	423	272	7	.643	3,555	30	155.0
1983	Steve Young, BYU Sr.						
11	429	306	10	.713	3,902	33	168.5
1989	Ty Detmer, BYU	So.					
12	412	265	15	.643	4,560	32	175.6
1996	Steve Sarkisian, BYU	Sr.					
14	404	278	12	.688	4,027	33	173.6

RUSHING

TWO PLAYEERS, SAME TEAM, EACH GAINING 1,000 YARDS OR MORE IN A SEASON

Taysom Hill (1,344) and Jamaal Williams (1,233) in 2013 (one of 71 times)

FRESHMAN 1,000 YARD RUSHERS

1,227 - Harvey Unga 2007 (1 of 117 since 1968)

QUARTERBACK RUSHING

SINGLE-GAME YARDS (SINCE 2000)

Rk.	Yds.	Player, Team	Date
6.	259	Taysom Hill, BYU (Texas)	Sept. 9, 2013

SEASON YARDS

Rk.	Player, Team	Years	G	Carries	Yards	TD	Yds/G
16.	Taysom Hill, BYU	2013	13	246	1,344	10	103.4

A QB GAINING 100 YDS RUSHING & 400 YDS PASSING

Game--1 of 8 players							
Player, Team vs. Opp		Date	Rush	Pass			
Taysom Hill, BYU vs. Houston		Oct. 19, 2013	128	417			

GAINING 1,000 YDS RUSHING & 2,000 YDS PASSING

Season (happened 27 times and Hill is 1 of 18 players)					
Player, Team		Season	Class	Rush	Pass
Taysom Hill, BYU		2013	So.	1,344	2,938

A QB GAINING 2,000 YDS RUSHING & 4,000 YDS PASSING CAREER

Player, Team	Season	Rush	Pass
Taysom Hill, BYU	2012-14	2,815	6,929
(1 of 36 players)			

SCORING

RUSHING TDS IN A QUARTER

**4—Dick Felt, BYU vs. San Jose St., Nov. 8, 1952 (4th); tied with three others

MOST TOUCHDOWNS SCORED

Quarter	
**4—Dick Felt, BYU vs. San Jose St., Nov. 8, 1952 (all rushing, 4th quarter); 1 of 7 players	

SEASON POINTS

Rk.	Player, Team	Year	TD	Xpts.	FG	Pts
13.	Luke Staley, BYU	†2001	28	2	0	170

SEASON POINTS PER GAME

Rk.	Player, Team	Year	Cl.			
9.	Luke Staley, BYU	†2001	Jr.			
G	TD	Xpts.	FG	Pts.	Pts/G	
11	28	2	0	170	15.45	



ANNUAL POINTS PER GAME CHAMPIONS

Year	Player, Team	Cl.				
2001	Luke Staley, BYU	Jr.				
G	TD	Xpts.	FG	Pts.	P/G	
11	28	2	0	170	15.5	

INDIVIDUAL SPECIAL TEAMS

HIGHEST AVERAGE PER PUNT

Game (Min. 5 punts)

**60.4—Lee Johnson, BYU vs. Wyoming, Oct. 8, 1983 (5 for 302; 53, 44, 63, 62, 80 yards); 1 of 2

MOST PUNT RETURNS

Career

**153—Vai Sikahema, BYU, 1980-81, 1984-85 (1,312 yards)

HIGHEST AVERAGE GAIN PER RETURN

Game (Min. 5 rets.)

**43.8—Golden Richards, BYU vs. North Texas, Sept. 10, 1971 (5 for 219)

Season (Min. 1.2 rets. per game)

**†40.1—Paul Allen, BYU, 1961 (12 for 481)

HIGHEST PERCENTAGE OF FIELD GOALS MADE, 40 YARDS OR MORE

Season (Min. 10 made)

**93.3%—Matt Payne, BYU, 2004 (14 of 15)

MOST CONSECUTIVE FIELD GOALS MADE, 40-49 YARDS

Career

**14—Matt Payne, BYU, 2003-04

MOST FIELD GOALS MADE IN FIRST GAME OF CAREER

**5—Joe Liljenquist, BYU vs. Colorado St., Sept. 20, 1969 (6 attempts); 1 of 4

RECEIVING

SINGLE-GAME RECEPTIONS

Rk.	Rec.	Player, Team (Opponent)	Date
3.	22	Jay Miller, BYU (New Mexico)	Nov. 3, 1973

MOST PASSES CAUGHT BY A TIGHT END

Career Per Game

**5.4—Gordon Hudson, BYU, 1980-83 (178 in 33)

MOST YARDS GAINED BY A TIGHT END

Game

**259—Gordon Hudson, BYU vs. Utah, Nov. 21, 1981 (caught 13)

Career

**2,901—Dennis Pitta, BYU, 2004, 2007-09 (caught 221)

Career Per Game (Min. 2,000 yards)

**75.3—Gordon Hudson, BYU, 1980-83 (2,484 in 33)

HIGHEST AVERAGE GAIN PER RECEPTION BY A TIGHT END

Career (Min. 75 catches)

**19.2—Clay Brown, BYU, 1978-80 (88 for 1,691)

ANNUAL RECEPTIONS PER GAME CHAMPIONS

Year	Player, Team	Cl.	G	Rec.	Rec/G	Yards	TD
1973	Jay Miller, BYU	So.	11	100	9.1	1,181	8

ANNUAL RECEIVING YARDS PER GAME CHAMPIONS

Year	Player, Team	Cl.	G	Rec.	Rec/G	Yards	TD
2008	Austin Collie, BYU	Jr.	13	106	1,538	118.3	15

DEFENSE

CAREER TFLS

Rk.	G	Solo Asst.	Total
9. Kyle Van Noy, BYU (2010-13)	52	58	8 62.0

FORCED FUMBLES

Rk.	G	FF
t12. Kyle Van Noy	52	11

CAREER INTERCEPTIONS

Rk.	Player, Team	Years	Int.	Yards	Yds/G
t17.	Dave Atkinson, BYU	1971-73	20	222	11.1

PUNTING

SEASON AVERAGE (QUALIFIERS FOR CHAMPIONSHIP)

Rk.	Player, Team	Year	Punts	Yards	Yds/P
24.	Matt Payne, BYU	†2002	51	2,427	47.59

ANNUAL CHAMPIONS PUNTING

Year	Player, Team	Cl.	Punts	Yards	Yds/P
1979	Clay Brown, BYU	Jr.	43	1,950	45.3
Beginning in 1980, ranked on minimum 3.6 punts per game					
2002	Matt Payne, BYU	So.	51	2,427	47.6

RETURNS

PUNT RETURNING AVERAGE

Season (Minimum 1.2 Returns Per Game)

Rk.	Player, Team	Year	Cl.	G	PR	Yards	TD	Yds.R
18.	James Dye, BYU	†1995	Jr.	11	20	438	2	21.90

Career Average (Minimum 1.2 Returns Per Game; Minimum 30 Returns; Player must have concluded his career)

Rk.	Player, Team	Years	PR	Yards	TD	Yds/R
11.	James Dye, BYU/USU	1992-93, 95-96	61	1,046	5	17.15

PUNT RETURN ANNUAL CHAMPIONS

Year	Player, Team	Cl.	PR	Yards	TD	Long	Yds/P
1969	Chris Farasopoulos	Jr.	35	527	—	—	15.1
1971	Golden Richards	Jr.	33	624	4	87	18.9
1995	James Dye	Jr.	20	438	2	90	21.9
Beginning in 1970, ranked on average per return (instead of total yards)							



KICKOFF RETURN AVERAGE

Season (Minimum 1.2 Returns Per Game)

Rk.	Player, Team	Year	Cl.	KR	Yards	TD	Yds/R
1.	Paul Allen, BYU	†1961	Sr.	12	481	—	**40.08

KICKOFF RETURN ANNUAL CHAMPIONS (ranked on total yards prior to 1970 by NCAA)

Year	Player, Team	KR	Yards	Yds/R
1960	Bruce Samples, BYU	23	577	25.1

KICKOFF RETURN ANNUAL CHAMPIONS (ranked by return avg)

Year	Player, Team	KR	Yards	Yds/R
1961	Paul Allen	12	481	**†40.08
1969	Chris Farasopoulous	17	548	†32.2

MOST TOUCHDOWNS SCORED ON KICKOFF RETURNS

Game

**2 - Stacey Corley	vs. Air Force, 11/11/1989 (1 of 20)
---------------------	-------------------------------------

TEAM SCORING

HIGHEST-SCORING TIE GAME

**52-52—BYU & San Diego St., Nov. 16, 1991

MOST POINTS SCORED IN FOURTH QUARTER TO WIN OR TIE A GAME

**36—BYU (50) vs. Washington St. (36), Sept. 15, 1990
(trailed 29-14 at start of 4th quarter)

SCORING OFFENSE CHAMPIONS

1979	BYU	40.6
1980	BYU	46.7
1981	BYU	38.7
2001	BYU	46.8

MOST POINTS, BOTH TEAMS IN A TIE GAME

**104—BYU (52) & San Diego St. (52), Nov. 16, 1991

MOST PLAYS

**115—BYU (47) vs. Houston (46), Oct. 19, 2013 (681 yards), Northwestern (35) vs. Auburn (38), Jan. 1, 2010 (ot) (621 yards); Houston (49) vs. Louisiana Tech (56), Sept. 8, 2012 (693 yards)

TEAM TOTAL OFFENSE

TOTAL OFFENSE YARDS PER GAME

Rk.	Team	Year	G	Plays	Yds.	TD	Yds/G
7.	BYU	†1983	11	865	6,426	65	584.2
18.	BYU	1990	12	968	6,788	64	565.7

TOTAL OFFENSE CHAMPIONS

1979	BYU	521.4
1980	BYU	535.0
1983	BYU	584.2

1984	BYU	486.5
1985	BYU	500.2
2001	BYU	542.9

BOTH TEAMS GAINING 600 YARDS OR MORE

BYU (767) vs. SDSU (695), 11/16/91
BYU (621) vs. Hawaii (646), 12/8/2001
(Has happened in 49 FBS games)

TEAM PASSING

PASSING HIGHEST AVERAGE GAIN PER ATTEMPT (MIN. 350 ATTS.)

**10.93—BYU, 1989 (433 for 4,732)

PASSING YARDS PER GAME

Rk.	Team	Year	G	Att.	Com.	Pct.	Int.	Yds.	TD	Yds/G
7.	BYU	1990	12	580	373	.643	29	5,379	41	448.3
15.	BYU	†1980	12	498	317	.637	21	4,918	49	409.8

PASSING OFFENSE CHAMPIONS

1976	BYU	307.8
1979	BYU	368.3
1980	BYU	409.8
1981	BYU	356.9
1983	BYU	381.2
1984	BYU	346.2
1985	BYU	354.5

TEAM PASSING DEFENSE

FEWEST COMPLETIONS ALLOWED IN A GAME

**0 - vs. Rice 1996 on 5 attempts (many teams)

SPECIAL TEAMS

HIGHEST AVERAGE PER PUNT (MIN. 5 PUNTS)

**60.4—BYU vs. Wyoming, Oct. 8, 1983 (5 for 302); Oklahoma St. vs. Nebraska, Oct. 23, 2010 (5 for 302)

HIGHEST AVERAGE PER PUNT, BOTH TEAMS (MIN. 10 PUNTS)

**55.3—BYU & Wyoming, Oct. 8, 1983 (11 for 608)

HIGHEST PUNTING AVERAGE

**50.63—BYU, 1983 (24 for 1,215 yards)

NET PUNTING CHAMPS

1959	BYU	43.2
1983	BYU	45.0
1988	BYU	42.9
2002	BYU	42.7

NET PUNTING

Rk.	Team	Year	AVG
5.	BYU	†1983	45.0

KICKOFF RETURNING

Rk.	Team	Year	G	Ret.	Yds.	TD	Yds/R
125.	BYU	†1969	-	-	-	-	28.7

KICKOFF RETURN CHAMPS

1969	BYU	28.7
1979	BYU	26.3

MOST TOUCHDOWNS SCORED BY A TEAM ON KICKOFF RETURNS

Game

**2 - vs. Air Force, 11/11/1989 (many teams)

FEWEST PUNTS ALLOWED

0 - BYU 3 times (Tulane, 2007; Colorado State, 2001; New Mexico, 1996) - held by many teams

MISC. TEAM

MOST GAMES PLAYED IN A SEASON (MODERN ERA, 1937-PRESENT)

**15—BYU, 1996; Kansas St., 2003; Ohio State, 2014; Oregon, 2014; Alabama 2015; Clemson 2015

MOST VICTORIES IN A SEASON (MODERN ERA, 1937-PRESENT)

**14—BYU, 1996; Ohio St., 2002; Alabama, 2009; Boise St., 2009; Auburn, 2010; Florida St., 2013, Ohio Stat 2014; Alabama, 2015; Clemson, 2015

MOST OPPONENTS' FUMBLES RECOVERED

36—North Texas, 1972; BYU, 1977

TEAM SEASON RECORDS

Season records may not include seasons prior to 1975. The amount and availability of archived statistics is less and less in the earlier seasons.

Bowl statistics were counted as part of season statistics starting in the 2002 season.

VICTORIES

1.	13	1996	14 games
2.	12	2001	13 games
	12	1984	12 games
4.	11	1980	12 games
	11	2006	13 games
	11	2009	13 games
	11	1979	11 games
	11	1985	13 games
	11	2007	13 games

10.	10	1990	12 games
	10	1989	12 games
	10	1983	11 games
	10	1981	12 games
	10	2008	13 games
	10	2011	13 games

FEWEST VICTORIES

1.	4	2003	12 games
2.	5	2004	11 games
	5	2002	12 games
4.	5	1973	11 games
	6	1993	11 games
	6	1997	11 games
	6	2000	12 games
	6	1975	11 games
	6	2005	12 games
10.	7	2010	13 games
	7	1995	11 games
	7	1978	12 games
	7	1974	11 games
	7	1972	11 games

OFFENSE

POINTS SCORED

Most

1.	608	2001	13 games
2.	571	1996	14 games
3.	560	1980	12 games
4.	510	1990	12 games
5.	484	1989	12 games
	484	1983	11 games
7.	482	2014	13 games
8.	478	2006	13 games
9.	465	1981	12 games
10.	461	2009	13 games

Fewest

1.	196	2003	12 games
2.	233	1978	12 games
3.	244	1975	11 games
4.	248	1972	11 games
5.	250	1997	11 games
6.	267	2004	11 games
7.	279	2002	12 games
8.	280	2000	12 games
9.	296	1974	11 games
10.	300	1986	12 games

POINTS SCORED PER GAME

Most

1.	46.77	2001	13 games
2.	46.67	1980	12 games
3.	44.00	1983	11 games



4.	42.50	1990	12 games
5.	40.79	1996	14 games
6.	40.64	1979	11 games
7.	40.33	1989	12 games
8.	39.36	1977	11 games
9.	38.75	1981	12 games
10.	37.08	2014	13 games

Fewest

1.	16.33	2003	12 games
2.	19.42	1978	12 games
3.	22.18	1975	11 games
4.	22.55	1972	11 games
5.	22.73	1997	11 games
6.	23.25	2002	12 games
7.	23.33	2000	12 games
8.	24.27	2004	11 games
9.	25.00	1986	12 games
10.	26.15	2010	13 games

TOTAL OFFENSIVE PLAYS

Most

1.	1,111	2013	13 games
2.	1,049	2014	13 games
3.	1,037	1985	13 games
4.	1,004	1996	14 games
5.	1,003	2012	13 games
6.	996	2007	13 games
7.	977	2001	13 games
8.	968	1990	12 games
9.	958	2011	13 games
10.	955	1994	12 games

Fewest

1.	715	1997	11 games
2.	792	1975	11 games
3.	797	1982	11 games
4.	803	1995	11 games
5.	806	2004	11 games
6.	831	1979	11 games
7.	834	1999	11 games
8.	846	2003	12 games
	846	1991	12 games
	846	1980	12 games

TOTAL OFFENSIVE YARDS

Most

1.	6,795	2001	13 games
2.	6,788	1990	12 games
3.	6,692	1996	14 games
4.	6,502	1985	13 games
5.	6,479	1989	12 games
6.	6,426	1983	11 games
7.	6,420	1980	12 games
8.	6,417	2013	13 games
9.	5,986	2014	13 games
10.	5,886	1984	12 games

Fewest Since 1975

1.	3692	1997	11 games
2.	3775	2003	12 games
3.	3922	1975	11 games
4.	4224	2004	11 games
5.	4238	1978	12 games
6.	4395	1976	11 games
7.	4502	2000	12 games
8.	4538	1995	11 games
9.	4581	1987	12 games
10.	4582	2002	12 games

TOTAL OFFENSIVE YARDS/GAME

Most (Including 5,000+ seasons)

1.	584.18	1983	11 games
2.	565.67	1990	12 games
3.	539.92	1989	12 games
4.	535.00	1980	12 games
5.	522.69	2001	13 games
6.	521.36	1979	11 games
7.	500.15	1985	13 games
8.	493.62	2013	13 games
9.	490.50	1984	12 games
10.	480.33	1981	12 games

Fewest Since 1975

1.	314.58	2003	12 games
2.	335.64	1997	11 games
3.	353.17	1978	12 games
4.	356.55	1975	11 games
5.	366.46	2010	13 games
6.	375.17	2000	12 games
7.	381.69	1998	13 games
8.	381.75	1987	12 games
9.	381.83	2002	12 games
10.	384.00	2004	11 games

AVERAGE YARDS PER ATTEMPT

Highest

1.	7.643	1989	12 games
2.	7.582	1980	12 games
3.	7.448	1983	11 games
4.	7.201	2006	13 games
5.	7.048	1990	12 games
6.	6.970	2001	13 games
7.	6.862	1979	11 games
8.	6.673	1984	12 games
9.	6.670	1996	14 games
10.	6.663	1991	12 games

Lowest

1.	4.48	2003	12 games
2.	4.51	1978	12 games
3.	4.87	2002	12 games
4.	4.899	1987	12 games

5.	4.995	2010	13 games
6.	5.025	1976	11 games
7.	5.03	2000	12 games
8.	5.07	1997	11 games
9.	5.12	2012	13 games
10.	5.26	2004	11 games

TURNOVERS COMMITTED

Fewest

1.	13	2006	13 games
2.	19	2016	13 games
3.	20	2005	12 games
	20	2015	13 games
5.	21	2010	13 games
	21	1997	11 games
	21	2013	13 games
8.	23	1983	11 games
9.	24	2007	13 games
	24	2009	13 games

Most

1.	42	1988	12 games
2.	41	1990	12 games
3.	41	1977	11 games
4.	40	1985	13 games
5.	39	1975	11 games
6.	39	1986	12 games
7.	39	1987	12 games
8.	39	2003	12 games
9.	37	1978	12 games
10.	36	1980	12 games

FUMBLES

Fewest

1.	13	2005	12 games
2.	14	2006	13 games
3.	16	2016	13 games
	16	2015	13 games
5.	17	2013	13 games
	17	2009	13 games
7.	19	1995	11 games
8.	20	2010	13 games
	20	2012	13 games
	20	1976	11 games
	20	2011	13 games

Most

1.	43	2001	13 games
2.	37	1978	12 games
3.	34	1987	12 games
	34	1998	13 games
5.	32	1988	12 games
	32	1990	12 games
7.	31	1989	12 games
	31	1993	11 games
9.	30	1977	11 games
	30	2003	12 games

30	1981	12 games
30	2014	13 games

FUMBLES LOST

Fewest

1.	4	2006	13 games
2.	7	2016	13 games
	7	2005	12 games
	7	2013	13 games
	7	1976	11 games
6.	8	2015	13 games
	8	2012	13 games
8.	10	2009	13 games
	10	2010	13 games
	10	1999	11 games
	10	1997	11 games

Most

1.	23	1998	13 games
2.	22	1988	12 games
3.	21	1975	11 games
4.	18	2001	13 games
	18	1977	11 games
	18	1981	12 games
7.	17	2003	12 games
8.	16	1987	12 games
	16	1989	12 games
	16	2004	11 games
	16	1985	13 games
	16	1986	12 games

PENALTIES COMMITTED

Fewest

1.	68	1997	11 games
2.	70	2010	13 games
3.	72	1999	11 games
4.	75	2011	13 games
	76	1992	12 games
	78	1982	11 games
7.	80	2012	13 games
8.	82	2000	12 games
9.	83	2016	13 games
	83	1995	11 games
	83	2004	11 games

Most

1.	141	1980	12 games
2.	114	1981	12 games
3.	111	1990	12 games
4.	110	1977	11 games
	110	2014	13 games
	110	1979	11 games
7.	109	1989	12 games
8.	108	1988	12 games
	108	1993	11 games
10.	106	1984	12 games



PENALTY YARDS

Fewest

1.	544	1997	11 games
2.	583	2010	13 games
3.	653	2011	13 games
4.	672	1999	11 games
5.	674	1992	12 games
6.	702	1982	11 games
	702	2004	11 games
8.	703	2012	13 games
9.	739	1983	11 games
10.	750	2015	13 games

Most

1.	1,322	1980	12 games
2.	1,227	1979	11 games
3.	1,085	1981	12 games
4.	1,053	2014	13 games
5.	1,031	1990	12 games
6.	1,008	1996	14 games
7.	998	1989	12 games
8.	993	1977	11 games
9.	981	1976	11 games
10.	978	1978	12 games

TIME OF POSSESSION

Highest

1.	35:16.48	1976	11 games
2.	32:41.01	1999	11 games
3.	32:39.77	2016	13 games
3.	32:27.36	2005	12 games
4.	32:22.48	1986	12 games
5.	32:20.12	2009	13 games
6.	32:14.02	2007	13 games
7.	32:12.00	1987	12 games
8.	32:05.10	1985	13 games
9.	32:04.04	2006	13 games
10.	31:57.23	2012	13 games

Lowest

1.	24:07.12	1978	12 games
2.	24:36.00	1977	11 games
3.	24:48.00	1980	12 games
4.	24:50.24	1979	11 games
5.	27:41.46	2013	13 games
6.	27:54.09	2014	13 games
7.	28:15.36	2002	12 games
8.	28:33.36	1991	12 games
9.	28:47.23	2015	13 games
10.	29:12.52	2004	11 games

FIRST DOWNS

Most

1.	351	2001	13 games
2.	348	1990	12 games
3.	347	1985	13 games
4.	341	1996	14 games

5.	340	1983	11 games
6.	325	2014	13 games
	325	2013	13 games
8.	318	1981	12 games
9.	314	2008	13 games
	314	2007	13 games

Fewest

1.	192	1997	11 games
2.	204	2003	12 games
3.	214	1976	11 games
4.	215	1975	11 games
5.	215	2004	11 games
6.	239	1987	12 games
7.	244	1995	11 games
8.	246	2002	12 games
9.	253	1986	12 games
10.	255	2000	12 games

FIRST DOWNS/GAME

Most

1.	30.9	1983	11 games
2.	29.0	1990	12 games
3.	27.0	2001	13 games
4.	26.7	1985	13 games
5.	26.5	1981	12 games
6.	25.7	2005	12 games
7.	25.5	1994	12 games
8.	25.2	1979	11 games
9.	25.1	1989	12 games
10.	25.0	2013	13 games
	25.0	2014	13 games

Least

1.	17.0	2003	12 games
2.	17.5	1997	11 games
3.	19.5	1976	11 games
4.	19.5	1975	11 games
5.	19.5	2004	11 games
6.	19.9	1987	12 games
7.	20.4	1998	13 games
8.	20.5	2002	12 games
9.	21.076	2015	13 games
10.	21.083	1986	12 games

RUSHING FIRST DOWNS

Most

1.	161	2013	13 games
2.	151	1996	14 games
3.	148	2001	13 games
4.	143	2014	13 games
5.	141	2016	13 games
6.	136	1983	11 games
7.	128	1994	12 games
8.	124	1986	12 games
9.	123	2011	13 games
10.	122	2012	13 games

Fewest

1.	54	2003	12 games
2.	60	2002	12 games
3.	69	2004	11 games
4.	75	1995	11 games
5.	76	1976	11 games
6.	79	1980	12 games
7.	80	1987	12 games
8.	80	1999	11 games
9.	80	1979	11 games
10.	81	1997	11 games
	81	1977	11 games

RUSHING FIRSTS DOWNS PER GAME

Most

1.	12.38	2013	13 games
2.	12.36	1983	11 games
3.	11.4	2001	13 games
4.	11.2	2015	13 games
5.	11.0	2014	13 games
6.	10.8	2016	13 games
	10.8	1996	14 games
8.	10.7	1994	12 games
9.	10.3	1986	12 games
10.	10.1	1982	11 games

Least

1.	6.3	2004	11 games
2.	6.6	2003	12 games
	6.6	1980	12 games
4.	6.7	1987	12 games
5.	6.8	1995	11 games
6.	6.8	2000	12 games
7.	6.9	1976	11 games
8.	6.9	2002	12 games
9.	6.9	2006	13 games
10.	7.3	1999	11 games
	7.3	1979	11 games

PASSING FIRST DOWNS

Most

1.	237	1990	12 games
2.	201	1985	13 games
3.	198	2008	13 games
4.	192	1989	12 games
5.	191	1981	12 games
6.	189	1980	12 games
7.	188	2006	13 games
8.	186	1983	11 games
9.	183	1984	12 games
10.	182	2007	13 games

Fewest

1.	87	1975	11 games
2.	90	2003	12 games
3.	100	1997	11 games
4.	106	2002	12 games
5.	115	1986	12 games

6.	122	1976	11 games
7.	124	2004	11 games
8.	128	1998	13 games
9.	130	2016	13 games
10.	132	1978	12 games

PASSING FIRST DOWNS PER GAME

Most

1.	19.8	1990	12 games
2.	16.9	1983	11 games
3.	16.0	1989	12 games
4.	15.9	1981	12 games
5.	15.9	2015	13 games
6.	15.8	1979	11 games
7.	15.8	1980	12 games
8.	15.5	1985	13 games
9.	15.3	1984	12 games
10.	15.2	2008	13 games

Fewest

1.	7.9	1975	11 games
2.	8.8	2003	12 games
3.	9.1	1997	11 games
4.	9.6	1986	12 games
5.	9.8	1998	13 games
6.	10.0	2016	13 games
7.	10.5	2010	13 games
8.	11.0	1978	12 games
9.	11.1	1976	11 games
10.	11.2	2013	13 games

PENALTY FIRST DOWNS

Most

1.	31	1981	12 games
	31	1978	12 games
3.	29	1999	11 games
	29	2010	13 games
5.	28	2016	13 games
6.	27	2000	12 games
	27	2015	13 games
8.	26	1985	13 games
	26	2005	12 games
10.	24	1980	12 games
	24	2011	13 games

Fewest

1.	10	2002	12 games
2.	11	1997	11 games
3.	11	1993	11 games
4.	13	1996	14 games
5.	14	2003	12 games
6.	14	1986	12 games
7.	14	1987	12 games
8.	14	1995	11 games
9.	15	1984	12 games
10.	16	1976	11 games
	16	1991	12 games

RUSHING

RUSHING TOUCHDOWNS

Most

1.	41	2001	13 games
2.	30	1996	14 games
3.	28	2016	13 games
	28	2015	13 games
	28	2014	13 games
	28	2006	13 games
	28	1983	11 games
8.	27	1989	12 games
	27	1982	11 games
10.	26	2009	13 games
	26	1979	11 games

Fewest

1.	7	2003	12 games
2.	12	2004	11 games
3.	13	1999	11 games
	13	1976	11 games
	14	1977	11 games
	15	1986	12 games
7.	16	1997	11 games
	16	1995	11 games
9.	16	1994	12 games
	16	1975	11 games

RUSHING YARDS

Most

1.	3,475	2013	13 games
2.	2,832	2001	13 games
3.	2,615	2016	13 games
4.	2,549	1996	14 games
5.	2,363	2014	13 games
6.	2,233	1983	11 games
7.	2,185	2010	13 games
8.	2,084	2011	13 games
9.	2,016	1986	12 games
10.	1,991	2012	13 games

Fewest

1.	1,009	1976	11 games
2.	1,069	1995	11 games
3.	1,081	1987	12 games
4.	1,115	1999	11 games
5.	1,149	2004	11 games
6.	1,162	1993	11 games
7.	1,192	1997	11 games
8.	1,195	2003	12 games
9.	1,207	2000	12 games

RUSHING ATTEMPTS

Most

1.	664	2013	13 games
2.	581	1996	14 games

3.	567	2014	13 games
4.	553	1975	11 games
5.	544	2016	13 games
6.	540	1998	13 games
7.	535	1986	12 games
8.	525	1978	12 games
9.	518	2010	13 games
10.	505	2012	13 games

Fewest

1.	348	1980	12 games
2.	368	1979	11 games
3.	376	1999	11 games
4.	382	2004	11 games
5.	388	1990	12 games
6.	389	1997	11 games
7.	393	1981	12 games
8.	395	1993	11 games
9.	396	1984	12 games
10.	397	2003	12 games

RUSHING YARDS/ATTEMPT

Most

1.	5.63	2001	13 games
2.	5.49	1983	11 games
3.	5.23	2013	13 games
4.	4.81	2016	13 games
5.	4.67	1982	11 games
6.	4.58	1979	11 games
7.	4.39	1996	14 games
8.	4.374	1984	12 games
9.	4.373	2005	12 games
10.	4.32	1980	12 games

Fewest

1.	2.22	1976	11 games
2.	2.35	1987	12 games
3.	2.58	1995	11 games
4.	2.63	1978	12 games
5.	2.94	1993	11 games
6.	2.97	1999	11 games
7.	3.007	2004	11 games
8.	3.010	2003	12 games
9.	3.03	2000	12 games
10.	3.06	1997	11 games

RUSHING YARDS/GAME

Most

1.	267.3	2013	13 games
2.	217.8	2001	13 games
3.	203.0	1983	11 games
4.	201.2	2016	13 games
5.	182.1	1996	14 games
6.	181.8	2014	13 games
7.	178.9	1975	11 games
8.	178.7	1978	11 games

9.	174.7	1982	11 games
10.	168.1	2010	13 games
Fewest			
1.	90.1	1987	12 games
2.	91.7	1976	11 games
3.	97.2	1995	11 games
4.	99.6	2003	12 games
5.	100.6	2000	12 games
6.	101.4	1999	11 games
7.	104.5	2004	11 games
8.	105.6	1993	11 games
9.	108.4	1997	11 games
10.	115	1978	12 games

PASSING

PASSING YARDS

Most			
1.	5,379	1990	12 games
2.	4,918	1980	12 games
3.	4,726	1989	12 games
4.	4,608	1985	13 games
5.	4,283	1981	12 games
6.	4,206	2006	13 games
7.	4,193	1983	11 games
8.	4,154	1984	12 games
9.	4,143	1996	14 games
10.	4,125	1991	12 games
11.	4,060	1993	11 games
12.	4,037	1979	11 games
13.	4,035	2008	13 games
14.	3,963	2001	13 games
15.	3,879	2007	13 games
16.	3,874	1988	12 games
17.	3,854	2015	13 games
18.	3,758	1977	11 games
19.	3,755	1994	12 games
20.	3,721	2005	12 games
21.	3,659	2009	13 games
22.	3,623	2014	13 games
23.	3,575	1992	12 games
24.	3,567	1999	11 games
25.	3,500	1987	12 games
26.	3,469	1995	11 games
27.	3,386	1976	11 games
28.	3,295	2000	12 games
29.	3,214	2012	13 games
30.	3,192	1982	11 games
31.	3,190	2011	13 games
32.	3,129	2002	12 games
33.	3,080	1998	13 games

Fewest			
1.	1,954	1975	11 games
2.	2,500	1997	11 games

3.	2,573	2016	13 games
4.	2,579	2010	13 games
5.	2,580	2003	12 games
6.	2,827	1986	12 games
7.	2,858	1978	12 games
8.	2,942	2013	13 games
9.	3,075	2004	11 games

PASSING ATTEMPTS

Most			
1.	580	1990	12 games
2.	560	1985	13 games
3.	538	1981	12 games
4.	516	2005	12 games
5.	504	2015	13 games
6.	503	2007	13 games
7.	500	2002	12 games
8.	498	1980	12 games
	498	2012	13 games
10.	496	1984	12 games

Fewest			
1.	281	1975	11 games
2.	326	1997	11 games
3.	358	1986	12 games
4.	383	1998	13 games
5.	385	1982	11 games
6.	388	1995	11 games
7.	403	1976	11 games
8.	405	1992	12 games
9.	412	2016	13 games
10.	415	1978	12 games

PASSING YARDS/GAME

Most			
1.	448.3	1990	12 games
2.	409.8	1980	12 games
3.	393.8	1989	12 games
4.	381.2	1983	11 games
5.	369.1	1993	11 games
6.	367.0	1979	11 games
7.	356.9	1981	12 games
8.	354.5	1985	13 games
9.	346.2	1984	12 games
10.	343.8	1991	12 games

Fewest			
1.	177.6	1975	11 games
2.	197.9	2016	13 games
3.	198.4	2010	13 games
4.	215.0	2003	12 games
5.	226.3	2013	13 games
6.	227.3	1997	11 games
7.	235.6	1986	12 games
8.	236.9	1998	13 games
9.	238.2	1978	12 games
10.	245.4	2011	13 games

PASSING YARDS/ATTEMPT

Most

1.	10.9	1989	12 games
2.	9.88	1980	12 games
3.	9.82	1991	12 games
4.	9.79	1996	14 games
5.	9.31	2006	13 games
6.	9.27	1990	12 games
7.	9.16	1983	11 games
8.	8.94	1995	11 games
9.	8.86	1993	11 games
10.	8.83	1992	12 games

Fewest

1.	5.75	2003	12 games
2.	6.03	2010	13 games
3.	6.2451	2016	13 games
4.	6.2455	2002	12 games
5.	6.45	2012	13 games
6.	6.58	2013	13 games
7.	6.77	2000	12 games
8.	6.88	2011	13 games
9.	6.89	1978	12 games
10.	7.0	1975	11 games

COMPLETIONS

Most

1.	373	1990	12 games
2.	366	1985	13 games
3.	338	2008	13 games
4.	332	2005	12 games
5.	329	1981	12 games
6.	324	1983	11 games
7.	317	1980	12 games
8.	311	2006	13 games
9.	305	1984	12 games
	305	2001	13 games
11.	303	2015	13 games

Fewest

1.	156	1975	11 games
2.	184	1997	11 games
3.	205	1986	12 games
4.	210	1978	12 games
5.	222	1992	12 games
6.	224	1976	11 games
7.	226	1998	13 games
8.	234	2004	11 games
9.	237	2013	13 games
10.	240	1982	11 games

COMPLETION PERCENTAGE

Highest

1.	70.74%	1983	11 games
2.	68.81%	2006	13 games

3.	68.79%	1996	14 games
4.	68.56%	2008	13 games
5.	67.30%	2009	13 games
6.	65.36%	1985	13 games
7.	64.95%	1995	11 games
8.	64.35%	2001	13 games
9.	64.34%	2005	12 games
10.	64.31%	1990	12 games

Lowest Since 1975

1.	50.60%	1978	12 games
2.	53.02%	2013	13 games
3.	54.32%	1988	12 games
4.	54.57%	2003	12 games
5.	54.81%	1992	12 games
6.	55.19%	2004	11 games
7.	55.40%	2002	12 games
8.	55.52%	1975	11 games
9.	55.58%	1976	11 games
10.	55.85%	2000	12 games

INTERCEPTIONS THROWN

Fewest Since 1975

1.	9	1998	13 games
2.	9	2006	13 games
3.	10	2001	13 games
4.	11	1997	11 games
	11	2010	13 games
	11	1983	11 games
7.	12	2016	13 games
	12	2014	13 games
	12	2015	13 games
	12	1981	12 games

Most

1.	29	1990	12 games
2.	24	1985	13 games
3.	23	1977	11 games
	23	1987	12 games
	23	1986	12 games
6.	22	2003	12 games
	22	1978	12 games
8.	21	1980	12 games
	21	2002	12 games
10.	20	1982	11 games
	20	1988	12 games

PASSING TDS

Most

1.	49	1980	12 games
2.	41	1990	12 games
3.	38	1977	11 games
	38	2001	13 games
5.	37	1983	11 games
6.	36	1996	14 games
7.	35	2008	13 games

	35	1991	12 games
9.	34	2009	13 games
	34	1984	12 games
	34	1981	12 games
Fewest			
1.	11	2000	12 games
2.	13	1975	11 games
3.	13	2003	12 games
4.	14	1978	12 games
5.	15	2016	13 games
6.	15	1997	11 games
7.	16	2002	12 games
8.	17	2010	13 games
9.	18	1998	13 games
10.	18	2004	11 games
	18	1987	12 games

PASS EFFICIENCY

Highest			
1.	177.25	1989	12 games
2.	175.47	2006	13 games
3.	172.57	1996	14 games
4.	171.92	1983	11 games
5.	171.51	1980	12 games
6.	165.50	1991	12 games
7.	163.73	2009	13 games
8.	159.83	2001	13 games
9.	157.43	2008	13 games
10.	156.60	1990	12 games

Lowest Since 1975

1.	100.23	2003	12 games
2.	109.35	2002	12 games
3.	110.05	1978	12 games
4.	114.79	2000	12 games
5.	117.30	1975	11 games
6.	118.11	2016	13 games
7.	118.96	2010	13 games
8.	119.67	2013	13 games
9.	120.41	2012	13 games
10.	124.87	1997	11 games

DEFENSE

POINTS ALLOWED

Fewest			
1.	125	1979	11 games
2.	166	1984	12 games
3.	167	1982	11 games
4.	168	1977	11 games
5.	176	1985	13 games
6.	182	2012	13 games
	182	1976	11 games
8.	191	2006	13 games
9.	198	1980	12 games

10.	205	1986	12 games
Most			
1.	407	1993	11 games
2.	396	2001	13 games
3.	358	2014	13 games
4.	351	2005	12 games
5.	336	2002	12 games
6.	319	1989	12 games
7.	310	2003	12 games
8.	310	2000	12 games
9.	308	1991	12 games
10.	297	2015	13 games

POINTS ALLOWED PER GAME

Fewest			
1.	11.36	1979	11 games
2.	13.54	1985	13 games
3.	13.83	1984	12 games
4.	14.00	2012	13 games
5.	14.69	2006	13 games
6.	15.18	1982	11 games
7.	15.27	1977	11 games
8.	16.50	1980	12 games
9.	16.55	1976	11 games
10.	17.08	1986	12 games

Most			
1.	37.0	1993	11 games
2.	30.5	2001	13 games
3.	29.3	2005	12 games
4.	28.0	2002	12 games
5.	27.5	2014	13 games
6.	26.8	2004	11 games
7.	26.6	1989	12 games
8.	25.8	2003	12 games
9.	25.8	2000	12 games
10.	25.7	1991	12 games

FIRST DOWNS ALLOWED

Fewest			
1.	176	1986	12 games
2.	181	1997	11 games
3.	182	1998	13 games
4.	183	1984	12 games
5.	184	1979	11 games
6.	190	1999	11 games
7.	191	2012	13 games
	191	1976	11 games
9.	196	1987	12 games
10.	197	1975	11 games

Most			
1.	302	2001	13 games
2.	282	2014	13 games
3.	279	2008	13 games
4.	263	2005	12 games



5.	262	2013	13 games
6.	259	1980	12 games
7.	257	1993	11 games
8.	256	1991	12 games
9.	252	1989	12 games
10.	251	2002	12 games

FIRST DOWNS ALLOWED PER GAME

Fewest

1.	14.0	1998	13 games
2.	14.67	1986	12 games
3.	14.69	2012	13 games
4.	15.3	1984	12 games
5.	16.2	1985	13 games
6.	16.3	1987	12 games
7.	16.4	2011	13 games
8.	16.45	1997	11 games
9.	16.50	1978	12 games
10.	16.7	1979	11 games

Most

1.	23.4	1993	11 games
2.	23.2	2001	13 games
3.	21.9	2005	12 games
4.	21.7	2014	13 games
5.	21.6	1980	12 games
6.	21.5	2008	13 games
7.	21.33	1991	12 games
8.	21.27	1983	11 games
9.	21.0	1989	12 games
10.	20.9	2002	12 games

RUSH FIRST DOWNS ALLOWED

Fewest

1.	63	2012	13 games
2.	65	1998	13 games
3.	66	1999	11 games
4.	70	1986	12 games
5.	78	2016	13 games
6.	78	2000	12 games
7.	81	2004	11 games
8.	82	1997	11 games
9.	83	2011	13 games
10.	84	2007	13 games
	84	1990	12 games

Most

1.	141	2001	13 games
2.	129	1993	11 games
3.	124	1980	12 games
4.	117	2002	12 games
5.	114	2008	13 games
6.	113	1991	12 games
7.	111	1979	11 games
	111	1982	11 games
9.	109	1995	11 games
10.	106	1977	11 games

RUSH FIRST DOWNS ALLOWED PER GAME

Fewest

1.	4.8	2012	13 games
2.	5.0	1998	13 games
3.	5.8	1986	12 games
4.	6.0	2016	13 games
5.	6.0	1999	11 games
6.	6.4	2011	13 games
7.	6.46	2007	13 games
8.	6.50	2000	12 games
9.	6.7	2009	13 games
	6.7	2006	13 games
	6.7	2014	13 games

Most

1.	11.7	1993	11 games
2.	10.8	2001	13 games
3.	10.3	1980	12 games
4.	10.1	1979	11 games
	10.1	1982	11 games
6.	9.9	1995	11 games
7.	9.8	2002	12 games
8.	9.6	1977	11 games
9.	9.5	1975	11 games
10.	9.4	1991	12 games

PASSING FIRST DOWNS ALLOWED

Fewest

1.	56	1979	11 games
2.	70	1984	12 games
3.	73	1975	11 games
4.	74	1977	11 games
5.	76	1982	11 games
6.	77	1976	11 games
7.	79	1978	12 games
8.	89	1997	11 games
9.	91	2003	12 games
10.	92	1998	13 games

Most

1.	164	2014	13 games
2.	143	2016	13 games
3.	142	2001	13 games
4.	139	2005	12 games
5.	138	2008	13 games
6.	136	2013	13 games
7.	133	1990	12 games
	133	1989	12 games
9.	132	2006	13 games
10.	129	2009	13 games

PASSING FIRST DOWNS ALLOWED PER GAME

Fewest

1.	5.1	1979	11 games
2.	5.8	1984	12 games
3.	6.58	1978	12 games

4.	6.64	1975	11 games
5.	6.7	1977	11 games
6.	6.9	1982	11 games
7.	7.0	1976	11 games
8.	7.1	1998	13 games
9.	7.5	1985	13 games
10.	7.6	2003	12 games

Most

1.	12.6	2014	13 games
2.	11.6	2005	12 games
3.	11.1	1990	12 games
	11.1	1989	12 games
5.	11.0	2016	13 games
6.	10.9	2001	13 games
7.	10.6	2008	13 games
8.	10.5	2013	13 games
9.	10.42	1991	12 games
10.	10.36	1983	11 games

PENALTY FIRST DOWNS ALLOWED

Fewest

1.	8	1992	11 games
2.	10	1997	12 games
3.	12	1986	11 games
4.	14	1982	11 games
	14	1987	11 games
	14	2000	11 games
7.	15	1984	12 games
8.	16	1978	11 games
	16	1994	12 games
10.	17	1979	13 games
	17	1995	14 games
	17	1993	15 games
	17	1990	16 games

Most

1.	31	2014	13 games
2.	29	2003	13 games
	29	1996	12 games
4.	27	2013	13 games
	27	2008	13 games
6.	26	2005	12 games
7.	25	1998	12 games
	25	1999	13 games
	25	2011	13 games
	25	2004	13 games

INTERCEPTION RETURN YARDS

Most

1.	394	1987	12 games
2.	372	2016	13 games
3.	319	1989	12 games
	319	1996	14 games
5.	289	1999	11 games
6.	273	1988	12 games
7.	270	2001	13 games

8.	253	1990	12 games
9.	252	2004	11 games
10.	249	2014	13 games
11.	246	1980	12 games

Most since 2000

1.	372	2016	13 games
2.	270	2001	13 games
3.	252	2004	11 games
4.	249	2014	13 games
5.	245	2009	13 games
6.	231	2015	13 games
7.	198	2006	13 games
	198	2011	13 games
9.	189	2007	13 games
	189	2010	13 games

INTERCEPTIONS

Most

1.	28	1987	12 games
2.	25	1980	12 games
3.	24	1988	12 games
	24	1967	10 games
4.	23	1985	13 games
5.	22	1990	12 games
	22	1976	11 games
7.	21	2016	13 games
	21	1979	11 games
	21	1989	12 games
10.	20	2001	13 games

Most since 2000

1.	21	2016	13 games
2.	20	2001	13 games
3.	18	2006	13 games
	18	2002	12 games
5.	16	2007	13 games
	16	2010	13 games
7.	15	2015	13 games
8.	14	2014	13 games
	14	2009	13 games
	14	2003	12 games

Fewest

1.	4	1997	11 games
2.	5	1993	11 games
3.	7	2000	12 games
4.	9	2005	12 games
	9	2008	13 games
	9	1992	12 games
	9	1994	12 games
8.	12	2012	13 games
9.	13	2011	13 games
	13	2013	13 games
	13	2004	11 games
	13	1991	12 games
	13	1998	13 games
	13	1978	12 games

SACKS

Most

1.	42	1986	12 games
2.	40	2015	13 games
3.	36	1990	12 games
4.	35	1987	12 games
	35	1988	12 games
	35	1999	11 games
	35	1998	13 games
	35	1992	12 games
9.	34	1989	12 games
	34	2004	11 games
	34	2012	13 games

Most since 2000

1.	40	2015	13 games
2.	34	2004	11 games
	34	2012	13 games
4.	32	2007	13 games
5.	29	2016	13 games
	29	2000	12 games
7.	27	2014	13 games
8.	25	2001	13 games
	25	2009	13 games
	25	2003	12 games

SACKS YARDS

Most

1.	330	1986	12 games
2.	279	1988	12 games
3.	253	1987	12 games
4.	245	1999	11 games
	245	2004	11 games
6.	244	1996	14 games
7.	242	1990	12 games
8.	239	2015	13 games
9.	229	1998	13 games
10.	228	2007	13 games

Most since 2000

1.	245	2004	11 games
2.	239	2015	13 games
3.	228	2007	13 games
4.	200	2000	12 games
5.	185	2016	13 games
6.	183	2012	13 games
7.	182	2010	13 games
8.	179	2001	13 games
9.	177	2008	13 games
10.	175	2006	13 games

OPPONENT RUSHING YARDS ALLOWED

Fewest

1.	1,014	1986	12 games
2.	1,128	1999	11 games
3.	1,130	2012	13 games

4.	1,171	2007	13 games
5.	1,186	1998	13 games
6.	1,396	1990	12 games
7.	1,430	1983	11 games
8.	1,432	2009	13 games
9.	1,456	2011	13 games
10.	1,457	1994	12 games

Most

1.	2,667	2001	13 games
2.	2,505	1993	11 games
3.	2,133	2002	12 games
4.	2,079	2013	13 games
5.	2,010	1975	11 games
6.	1,942	1984	12 games
7.	1,921	1980	12 games
8.	1,870	2015	13 games
9.	1,861	1982	11 games
10.	1,856	1978	12 games

OPPONENT RUSHING ATTEMPTS

Fewest

1.	389	1999	11 games
2.	405	2011	13 games
3.	408	2006	13 games
4.	412	2012	13 games
5.	422	2009	13 games
6.	429	2007	13 games
7.	431	2016	13 games
8.	432	1983	11 games
9.	437	1986	12 games
10.	440	2004	11 games

Most

1.	808	2005	12 games
2.	671	1995	11 games
3.	599	1980	12 games
4.	581	1978	12 games
5.	563	1979	11 games
6.	561	1977	11 games
7.	560	1984	12 games
8.	538	2013	13 games
9.	536	1991	12 games
	536	1976	11 games
	536	1975	11 games

OPPONENT AVERAGE YARDS/RUSH

Fewest

1.	2.12	1967	10 games
2.	2.19	2005	12 games
3.	2.32	1986	12 games
4.	2.60	1995	11 games
5.	2.66	1969	10 games
6.	2.67	1998	13 games
7.	2.73	2007	13 games
8.	2.74	2012	13 games

9.	2.75	1966	10 games
10.	2.89	1999	11 games
11.	2.90	1968	10 games
12.	3.03	1979	11 games
13.	3.05	1985	13 games
14.	3.11	1994	12 games
15.	3.12	1990	13 games

Most

1.	5.25	1993	11 games
2.	5.04	2001	13 games
3.	4.12	2002	12 games
4.	4.04	2006	13 games
5.	3.9	2010	13 games
6.	3.86	2013	13 games
7.	3.85	1997	11 games
8.	3.83	2008	13 games
9.	3.75	1975	11 games
10.	3.73	2004	11 games

OPPONENT RUSHING YARDS/GAME

Fewest

1.	84.5	1986	12 games
2.	86.9	2012	13 games
3.	90.1	2007	13 games
4.	91.2	1998	13 games
5.	102.5	1999	11 games
6.	110.2	2009	13 games
7.	112.0	2011	13 games
8.	112.8	2016	13 games
9.	116.3	1990	12 games
10.	118.5	1985	13 games

Most

1.	227.7	1993	11 games
2.	205.2	2001	13 games
3.	182.7	1975	11 games
4.	177.8	2002	12 games
5.	169.2	1982	11 games
6.	164.4	1997	11 games
7.	161.8	1984	12 games
8.	160.8	1977	11 games
9.	160.1	1980	12 games
10.	159.9	2013	13 games

OPPONENT RUSH TOUCHDOWNS ALLOWED

Fewest

1.	5	2012	13 games
2.	6	1985	13 games
3.	8	1977	11 games
4.	9	1999	11 games
	9	1978	12 games
	9	1984	12 games
7.	10	2006	13 games
	10	1979	11 games
9.	11	1986	12 games

	11	1996	14 games
	11	1987	12 games
	11	2013	13 games

Most

1.	29	2002	12 games
2.	25	2001	13 games
3.	22	2015	13 games
4.	21	1992	12 games
	21	1989	12 games
	21	1993	11 games
7.	20	2000	12 games
8.	19	2014	13 games
	19	2004	11 games
10.	18	1983	11 games
	18	2008	13 games
	18	2005	12 games

PASSING YARDS ALLOWED

Fewest

1.	1,349	1979	11 games
2.	1,638	1975	11 games
3.	1,734	1982	11 games
4.	1,846	1976	11 games
5.	1,901	1977	11 games
6.	1,914	1984	12 games
7.	1,941	1978	12 games
8.	2,114	2003	12 games
9.	2,130	1997	11 games
10.	2,195	1980	12 games

Most

1.	3,506	2014	13 games
2.	3,456	2001	13 games
3.	3,295	1991	12 games
4.	3,278	2016	13 games
5.	3,275	1990	12 games
6.	3,232	2005	12 games
7.	3,203	1989	12 games
8.	3,146	1994	12 games
9.	2,846	2013	13 games
10.	2,846	2009	13 games

PASSING YARDS ALLOWED PER GAME

Fewest

1.	122.6	1979	11 games
2.	148.9	1975	11 games
3.	157.6	1982	11 games
4.	159.5	1984	12 games
5.	161.8	1978	12 games
6.	167.8	1976	11 games
7.	172.8	1977	11 games
8.	173.3	1985	13 games
9.	176.2	2003	12 games
10.	179.2	2012	13 games



Most			
1.	274.6	1991	12 games
2.	272.9	1990	12 games
3.	269.7	2014	13 games
4.	269.3	2005	12 games
5.	266.9	1989	12 games
6.	265.8	2001	13 games
7.	262.2	1994	12 games
8.	252.2	2016	13 games
9.	248.0	1993	11 games
10.	245.7	1983	11 games

OPPONENT PASSING ATTEMPTS

Fewest Since 1975			
1.	215	1975	11 games
2.	272	1997	11 games
3.	280	1976	11 games
4.	293	1979	11 games
5.	295	1982	11 games
6.	314	1984	12 games
7.	320	2003	12 games
8.	325	1978	12 games
9.	327	1977	11 games
10.	330	2000	12 games

Fewest Pre-1975			
1.	107	1958	10 games
2.	124	1959	10 games
3.	126	1961	10 games
4.	132	1960	10 games
5.	140	1962	10 games
6.	158	1963	10 games
7.	181	1964	10 games
8.	207	1965	10 games
9.	262	1968	10 games
10.	268	1970	11 games

Most			
1.	549	2014	13 games
2.	499	1990	12 games
3.	490	2013	13 games
4.	468	2001	13 games
5.	449	2009	13 games
6.	448	2007	13 games
7.	445	2006	13 games
8.	433	1992	12 games
9.	432	2011	13 games
10.	429	2016	13 games

PASSING YARDS ALLOWED PER ATTEMPT

Fewest			
1.	4.60	1979	11 games
2.	5.46	1980	12 games
3.	5.50	1985	13 games
4.	5.808	2013	13 games
5.	5.813	1977	11 games

6.	5.88	1982	11 games
7.	5.97	1978	12 games
8.	5.99	2006	13 games
9.	6.05	2011	13 games
10.	6.08	1988	12 games

Most			
1.	8.43	1994	12 games
2.	8.28	1991	12 games
3.	8.11	2000	12 games
4.	8.05	1989	12 games
5.	8.05	1993	11 games
6.	7.86	2005	12 games
7.	7.83	1997	11 games
8.	7.64	2016	13 games
9.	7.62	1975	11 games
10.	7.38	2001	13 games

OPPONENT COMPLETIONS ALLOWED

Fewest			
1.	99	1975	11 games
2.	122	1976	11 games
3.	125	1979	11 games
4.	138	1997	11 games
5.	139	1982	11 games
6.	141	1984	12 games
7.	144	1977	11 games
8.	147	1978	12 games
9.	166	1988	12 games
10.	168	2003	12 games

Most			
1.	318	2014	13 games
2.	279	2013	13 games
3.	271	2016	13 games
4.	263	1990	12 games
5.	262	2009	13 games
6.	259	2005	12 games
7.	257	2007	13 games
8.	252	2001	13 games
9.	250	2008	13 games
	250	2011	13 games

COMPLETION PERCENTAGE ALLOWED

Lowest Since 1975			
1.	42.66%	1979	11 games
2.	43.57%	1976	11 games
3.	44.04%	1977	11 games
4.	44.50%	1988	12 games
5.	44.90%	1984	12 games
6.	45.23%	1978	12 games
7.	46.05%	1975	11 games
8.	47.12%	1982	11 games
9.	47.18%	1998	13 games
10.	48.29%	1985	13 games

Highest

1.	63.17%	2016	13 games
2.	63.02%	2005	12 games
3.	61.12%	2008	13 games
4.	58.70%	1995	11 games
5.	58.35%	2009	13 games
6.	58.18%	2000	12 games
7.	57.92%	2014	13 games
8.	57.87%	2011	13 games
9.	57.77%	1983	11 games
10.	57.37%	2007	13 games

PASSING TOUCHDOWNS ALLOWED

Fewest

1.	6	1979	11 games
2.	7	1984	12 games
3.	8	1985	13 games
	8	1982	11 games
5.	9	1976	11 games
	9	2002	12 games
	9	1975	11 games
	9	1978	12 games
9.	10	1980	12 games
	10	1977	11 games

Most

1.	26	1993	11 games
2.	25	2005	12 games
3.	25	2014	13 games
4.	24	1994	12 games
5.	24	1991	12 games
6.	23	2001	13 games
7.	20	2010	13 games
8.	19	2013	13 games
9.	19	1987	12 games
10.	18	2009	13 games
	18	1989	12 games

PASS EFFICIENCY ALLOWED

Lowest

1.	73.33	1979	11 games
2.	88.91	1980	12 games
3.	91.83	1982	11 games
4.	92.26	1985	13 games
5.	92.30	1977	11 games
6.	94.19	1988	12 games
7.	95.45	1978	12 games
8.	99.64	1996	14 games
9.	101.13	2006	13 games
10.	101.27	1976	11 games

Highest

1.	160.01	1986	12 games
2.	153.68	2000	12 games
3.	150.34	1997	11 games
4.	146.83	2005	12 games

5.	143.33	1994	12 games
6.	136.63	1993	11 games
7.	131.94	1991	12 games
8.	130.64	2016	13 games
9.	128.19	2008	13 games
10.	126.82	1989	12 games

OPPONENT TOTAL OFFENSIVE PLAYS

Fewest

1.	696	1975	11 games
2.	729	1999	11 games
3.	742	1997	11 games
4.	787	1986	12 games
5.	790	2012	13 games
6.	792	2000	12 games
7.	805	2004	11 games
8.	814	1982	11 games
9.	816	1976	11 games
	816	1993	11 games

Most

1.	1,219	2005	12 games
2.	1,032	2014	13 games
3.	1,028	2013	13 games
4.	1,010	1995	11 games
5.	1,001	1980	12 games
6.	997	2001	13 games
7.	947	1990	12 games
8.	939	1996	14 games
9.	934	1991	12 games
10.	922	1989	12 games

TOTAL OFFENSIVE YARDS ALLOWED

Fewest

1.	3,055	1979	11 games
2.	3,282	1986	12 games
3.	3,386	1999	11 games
4.	3,459	2012	13 games
5.	3,537	1976	11 games
6.	3,561	1998	13 games
7.	3,595	1982	11 games
8.	3,648	1975	11 games
9.	3,670	1977	11 games
10.	3,687	2003	12 games

Most

1.	6,123	2001	13 games
2.	5,233	1993	11 games
3.	5,090	2014	13 games
4.	5,049	1991	12 games
5.	5,005	2005	12 games
6.	4,925	2013	13 games
7.	4,855	1989	12 games
8.	4,745	2016	13 games
9.	4,671	1990	12 games
10.	4,616	2002	12 games



TOTAL OFFENSIVE YARDS ALLOWED/GAME

Fewest

1.	266.1	2012	13 games
2.	273.5	1986	12 games
3.	273.9	1998	13 games
4.	277.7	1979	11 games
5.	291.8	1985	13 games
6.	300.5	2007	13 games
7.	307.3	2003	12 games
8.	307.8	1999	11 games
9.	312.9	2011	13 games
10.	316.3	1996	14 games

Most

1.	475.7	1993	11 games
2.	471.0	2001	13 games
3.	420.8	1991	12 games
4.	417.1	2005	12 games
5.	404.6	1989	12 games
6.	391.5	2014	13 games
7.	389.3	1990	12 games
8.	384.7	2002	12 games
9.	383.6	1994	12 games
10.	378.8	2013	13 games

AVERAGE YARDS PER ATTEMPT

Fewest

1.	3.56	1979	11 games
2.	4.10	1980	12 games
3.	4.1377	1985	13 games
4.	4.1383	1978	12 games
5.	4.16	1977	11 games
6.	4.19	1986	12 games
7.	4.25	1998	13 games
8.	4.306	1976	11 games
9.	4.309	1988	12 games
10.	4.36	2012	13 games

Most

1.	8.1	1975	11 games
2.	6.4	1993	11 games
3.	6.2	2001	13 games
4.	5.5	2016	13 games
	5.5	2005	12 games
	5.5	1994	12 games
7.	5.4	1991	12 games
8.	5.3	2000	12 games
9.	5.2	2008	13 games
	5.2	1997	11 games

TURNOVERS FORCED

Most

1.	55	1977	11 games
2.	49	1987	12 games
3.	47	1980	12 games
4.	42	1976	11 games

5.	41	1978	12 games
6.	40	1985	13 games
7.	39	1979	11 games
8.	36	1996	14 games
9.	34	1988	12 games
	34	1981	12 games

Fewest

1.	11	1997	11 games
2.	18	1993	11 games
3.	19	1992	12 games
	19	1998	13 games
5.	20	2000	12 games
	20	2004	11 games
7.	21	2007	13 games
	21	1986	12 games
9.	22	2005	12 games
	22	1994	12 games
	22	2015	13 games
	22	2012	13 games

FUMBLES RECOVERED

Most

1.	36	1977	11 games
2.	28	1978	12 games
3.	23	1980	12 games
4.	22	1987	12 games
5.	21	2008	13 games
6.	19	1976	11 games
7.	18	1985	13 games
	18	1979	11 games
9.	17	1996	14 games
	17	1975	11 games

SPECIAL TEAMS

PUNTS

Most

1.	86	1969	10 games
2.	85	2013	13 games
3.	81	2003	12 games
4.	80	1968	10 games
5.	79	1978	12 games
6.	76	1970	11 games
7.	72	1987	12 games
	72	1998	13 games
9.	70	1967	10 games
10.	69	1997	11 games
	69	2014	13 games

Fewest

1.	24	1983	11 games
2.	40	1982	11 games
3.	41	2008	13 games
4.	42	2009	13 games
5.	44	1996	14 games

6.	45	1989	12 games
7.	46	1990	12 games
8.	47	1995	11 games
	47	2011	13 games
10.	49	1988	12 games
	49	1975	11 games

PUNTS PER GAME

Most

1.	8.6	1969	10 games
2.	8.0	1968	10 games
3.	7.0	1967	10 games
4.	6.91	1970	11 games
5.	6.75	2003	12 games
6.	6.58	1978	12 games
7.	6.54	2013	13 games
8.	6.27	1997	11 games
9.	6.00	1987	12 games
10.	5.91	1976	11 games

Fewest

1.	2.18	1983	11 games
2.	3.14	1996	14 games
3.	3.15	2008	13 games
4.	3.23	2009	13 games
5.	3.62	2011	13 games
6.	3.64	1982	11 games
7.	3.75	1989	12 games
8.	3.83	1990	12 games
9.	4.00	2006	13 games
10.	4.08	2010	13 games

PUNT YARDS

Most

1.	3,589	1968	10 games
2.	3,437	2003	12 games
3.	3,376	2013	13 games
4.	3,345	1969	10 games
5.	3,106	2014	13 games
6.	3,083	1987	12 games
7.	3,041	1978	12 games
8.	3,009	1967	10 games
9.	2,898	2000	12 games
10.	2,883	1970	11 games

Fewest

1.	1,215	1983	11 games
2.	1,654	1975	11 games
3.	1,712	2008	13 games
4.	1,725	2006	13 games
5.	1,733	2009	13 games
6.	1,825	1982	11 games
7.	1,867	1980	12 games
8.	1,875	1989	12 games
9.	1,909	2005	12 games
10.	1,920	1996	14 games

PUNT YARDS PER GAME

Most

1.	286.4	2003	12 games
2.	259.7	2013	13 games
3.	256.9	1987	12 games
4.	256.5	2004	11 games
5.	253.4	1978	12 games
6.	248.1	1997	11 games
7.	241.5	2000	12 games
8.	238.9	2014	13 games
9.	236.5	1979	11 games
10.	226.4	1976	11 games

Fewest

1.	110.5	1983	11 games
2.	131.7	2008	13 games
3.	132.7	2006	13 games
4.	133.3	2009	13 games
5.	137.1	1996	14 games
6.	150.4	1975	11 games
7.	152.7	2011	13 games
8.	155.6	1980	12 games
9.	156.3	1989	12 games
10.	159.1	2005	12 games

AVERAGE YARDS PER PUNT

Most

1.	49.94	1993	11 games
2.	47.30	2002	12 games
3.	46.64	2012	13 games
4.	45.81	1982	11 games
5.	44.86	1968	10 games
6.	44.66	2014	13 games
7.	44.61	2004	11 games
8.	44.31	1988	12 games
9.	43.74	1959	10 games
10.	43.61	2000	12 games

Fewest

1.	33.99	1977	11 games
2.	35.98	1990	12 games
3.	36.01	1980	12 games
4.	36.43	2005	12 games
5.	36.63	2001	13 games
6.	37.17	1992	12 games
7.	37.23	2009	13 games
8.	37.87	2006	13 games
9.	38.10	2010	13 games
10.	38.15	1998	13 games

PUNT RETURNS

Most

1.	60	1985	13 games
2.	55	1979	11 games
3.	52	1984	12 games
4.	51	1968	10 games



5.	50	1986	12 games
6.	49	1978	12 games
7.	44	1967	10 games
	44	1969	10 games
9.	43	1981	12 games
10.	40	1992	12 games
	40	1990	12 games

Fewest

1.	19	1982	11 games
2.	20	2004	11 games
3.	21	2008	13 games
4.	23	1993	11 games
5.	24	2016	13 games
6.	24	1996	14 games
7.	25	2010	13 games
	25	2011	13 games
	25	2015	13 games
	25	2002	12 games

PUNT RETURN YARDS

Most

1.	630	1969	10 games
2.	517	1967	10 games
3.	489	1984	12 games
4.	484	1968	10 games
5.	482	1985	13 games
6.	452	1995	11 games
7.	420	1971	11 games
8.	418	1979	11 games
9.	414	1986	12 games
10.	410	1996	14 games

Fewest

1.	120	2008	13 games
2.	136	1977	11 games
3.	142	1975	11 games
4.	152	1983	11 games
5.	157	2007	13 games
	162	1962	10 games
6.	166	2004	11 games
7.	174	2009	13 games
8.	176	1993	11 games
9.	181	1999	11 games
10.	189	2005	12 games

PUNT RETURN YARDS PER GAME

Most

1.	41.1	1995	11 games
2.	40.8	1984	12 games
3.	38.0	1979	11 games
4.	37.1	1985	13 games
5.	34.5	1986	12 games
6.	33.6	1978	12 games
7.	31.1	1981	12 games

8.	30.7	2006	13 games
9.	29.3	1996	14 games
10.	28.1	1992	12 games

Fewest

1.	6.3	2008	13 games
2.	12.1	2007	13 games
3.	12.4	1977	11 games
4.	12.9	1975	11 games
5.	13.4	2009	13 games
6.	13.8	1983	11 games
7.	15.1	2004	11 games
8.	15.7	2016	13 games
9.	15.8	2005	12 games
10.	16.0	1993	11 games

KICKOFF RETURNS

Most

1.	55	1993	11 games
2.	53	2008	13 games
3.	50	2001	13 games
	50	1988	12 games
5.	49	1991	12 games
	49	2014	13 games
7.	47	1989	12 games
	47	2011	13 games
	47	2007	13 games
10.	44	1997	11 games
	44	2013	13 games
	44	2010	13 games

Fewest

1.	15	1982	11 games
2.	17	1999	11 games
3.	18	1981	12 games
	18	1985	13 games
5.	20	1983	11 games
6.	22	1979	11 games
7.	24	1977	11 games
8.	25	1995	11 games
9.	26	2012	13 games
	26	1978	12 games

KICKOFF RETURN YARDS

Most

1.	1,312	1993	11 games
2.	1,304	2008	13 games
3.	1,279	1979	11 games
4.	1,106	1988	12 games
5.	1,094	2001	13 games
	1,094	2007	13 games
7.	1,088	2013	13 games
8.	1,071	2011	13 games
9.	1,068	1989	12 games
10.	984	2010	13 games

Fewest

1.	247	1981	12 games
2.	266	1982	11 games
3.	382	1999	11 games
4.	391	1985	13 games
5.	402	1983	11 games
6.	472	1995	11 games
7.	481	1978	12 games
8.	492	1977	11 games
9.	550	1984	12 games
10.	571	2006	13 games

KICKOFF RETURN YARD AVERAGE

Highest

1.	26.8	1996	14 games
2.	26.32	1979	11 games
3.	24.7	2013	13 games
4.	24.6	2008	13 games
5.	24.37	1969	10 games
6.	24.3	1998	13 games
7.	24.2	2012	13 games
8.	24.06	1960	10 games
9.	23.39	1961	10 games
10.	23.11	1964	10 games

Lowest

1.	13.7	1981	12 games
2.	16.2	1991	12 games
3.	17.2	2005	12 games
4.	17.7	1982	11 games
5.	18.5	1978	12 games
6.	18.8	1990	12 games
7.	18.9	1995	11 games
8.	19.1	1987	12 games
9.	19.3	1994	12 games
10.	19.4	1992	12 games

KICKOFF RETURN YARDS PER GAME

Most

1.	119.3	1993	11 games
2.	116.3	1979	11 games
3.	100.3	2008	13 games
4.	92.2	1988	12 games
5.	89.0	1989	12 games
6.	84.2	2007	13 games
	84.2	2001	13 games
8.	83.7	2013	13 games
9.	82.4	2011	13 games
10.	77.8	1997	11 games

Fewest

1.	20.6	1981	12 games
2.	24.2	1982	11 games
3.	30.1	1985	13 games
4.	34.7	1999	11 games
5.	36.5	1983	11 games
6.	40.1	1978	12 games

7.	42.9	1995	11 games
8.	43.9	2006	13 games
9.	44.7	1977	11 games
10.	45.8	1984	12 games

TEAM GAME

Season records may not include seasons prior to 1975. The amount and availability of archived statistics is less and less in the earlier seasons.

Bowl statistics were counted as part of season statistics starting in the 2002 season.

OFFENSE

POINTS SCORED

Most	Opponent	Year
1.	83 UTEP	1980
2.	70 Wagner	2015
	70 Tulane	2001
	70 Utah	1989
	70 Utah State	1980
6.	68 UTEP	1977
7.	67 San Jose State	1967
	67 Western State	1951
8.	66 New Mexico	1983
9.	65 New Mexico	1988
	65 UTEP	1981
	65 Utah State	1977

Fewest		
1.	0 UTEP	1978
	0 Arizona State	1975
	0 Utah	2003
	0 Michigan	2015
5.	3 UNLV	2002
	3 Fresno State	2000
	3 Kansas State	1976
	3 UTEP	1997
	3 San Diego State	1986
	3 Boston College	2005
	3 TCU	2010
	3 Oregon State	1972

TOTAL OFFENSIVE PLAYS

Most		
1.	115 Houston	2013
2.	105 Hawaii	2001
3.	102 Nevada	2014
4.	101 Utah State	1976
	101 UCLA	1995
6.	100 Utah State	2002

100	Utah	1967
7.	99 Texas	2013
9.	97 Boise State	1977
	97 Washington	2013
11.	96 Houston	2014
	96 UNLV	2004
	96 Hawaii	2002

Fewest

1.	21 Bowling Green	1975
2.	30 Wyoming	2006
3.	45 Rice	1997
4.	46 Utah	2003
5.	50 Wyoming	2016
	50 Michigan	2015
	50 Air Force	1989
8.	51 Southern Miss	1975
	51 Florida State	1991
10.	52 UTEP	1997
	52 UTEP	1984

TOTAL OFFENSIVE YARDS

Most		
1.	777 New Mexico	1983
2.	767 San Diego State	1991
3.	750 Utah	1989
4.	741 Wagner	2015
5.	736 UTEP	1980
6.	734 Tulane	2001
7.	732 Utah State	1990
8.	715 Air Force	1983
9.	713 Southern Miss	1976
10.	710 Utah State	1980
	707 Weber State	1979

Fewest

1.	105 Michigan	2015
2.	108 Wyoming	1976
3.	147 TCU	2010
4.	156 Utah	2003
5.	158 Penn State	1991
6.	167 San Diego State	1986
7.	177 Colorado State	2000
8.	180 San Diego State	1978
9.	188 New Mexico	2002
10.	191 Florida State	2010

AVERAGE YARDS PER ATTEMPT

Most		
1.	15.43 Bowling Green	1975
2.	15.13 Wyoming	2006
3.	11.11 Nebraska	2015
4.	10.71 Utah	1989
5.	10.70 Wagner	2015
6.	10.34 San Diego State	1990
7.	10.22 New Mexico	1983

8.	9.64 Colorado State	2001
9.	9.49 Utah State	1993
10.	9.47 Utah State	1980

Fewest

1.	1.57 Wyoming	1976
2.	2.10 Michigan	2015
3.	2.47 San Diego State	1978
4.	2.58 TCU	2010
5.	2.69 San Diego State	1986
6.	2.70 Wyoming	1988
7.	2.73 Florida State	2010
8.	2.74 UNLV	2007
9.	2.82 San Diego State	1976

TURNOVERS

1.	9 Utah	1968
2.	8 Utah	1988
	8 UNLV	1981
	8 Arizona State	1977
5.	7 Hawaii	2001
	7 UTEP	1987
	7 Utah	2011
	7 Stanford	2004
	7 Wyoming	1988
10.	6 13 others: last Utah	2008

FUMBLES

1.	9 Hawaii	2001
2.	7 Hawaii	1978
	7 Colorado State	1988
	7 New Mexico	1989
5.	6 New Mexico	1981
	6 UTEP	1989
	6 UNLV	2001
	6 Utah	2011
	6 UNLV	2004
	6 Fresno State	1998
	6 UTEP	1978

FUMBLES LOST

1.	6 Hawaii	2001
	6 Utah	2011
	6 New Mexico	1981
4.	5 Arizona State	1977
	5 UTEP	1975
6.	4 10 others: last Middle Tenn.	2013

SACKS GIVEN UP

Most		
1.	11 UCLA	1993
2.	10 Washington	1986
	10 Hawaii	1989



4.	9	Wyoming	1988
5.	8	San Diego State	1986
	8	Houston	2013
	8	San Diego State	1988
	8	Washington	1996
	8	Boise State	2004
	8	Florida State	2010

FIRST DOWNS

Most

1.	49	Utah	1993
2.	41	Houston	2013
3.	39	Air Force	2005
	39	Air Force	1983
5.	38	San Diego State	1983
	38	Hawaii	2001
	38	Nevada	2014
8.	37	Utah State	1977
	37	San Diego State	1991
	37	Washington	1999

Fewest

1.	7	Wyoming	2006
2.	8	Michigan	2015
	8	UTEP	1997
4.	9	Utah	2003
	9	Penn State	1991
	9	Colorado State	2000
7.	10	San Diego State	1986
	10	TCU	2010
	10	New Mexico	2002
10.	11	USC	2004
	11	Colorado State	2002
	11	Washington	1998
	11	Rice	1997
	11	Southern Miss	1975
	11	Utah	1982

RUSH FIRST DOWNS

Most

1.	27	Utah	1993
	27	Utah	1986
3.	24	Texas	2013
4.	22	San Diego State	2007
5.	20	Air Force	1994
	20	Colorado State	2001
	20	Fresno State	1992
	20	UConn	2015
	20	Hawaii	2012
	20	Air Force	1988

Fewest

1.	0	Oregon	1990
2.	1	USC	2004
	1	Texas A&M	1979

1	Utah	2002
1	FSU	2000
1	Washington	1996
1	Washington	1986
1	Syracuse	2000
1	Utah	2011
1	Hawaii	1989
1	Texas A&M	1996
1	UCLA	2007

PASSING FIRST DOWNS

Most

1.	30	Colorado State	1981
2.	27	New Mexico	1985
3.	26	Utah State	1990
	26	Wyoming	1979
5.	25	Nevada	2014
	25	Tulsa	2007
	25	Washington State	1989
8.	24	San Diego State	1983
	24	UTEP	1980
	24	San Diego State	1991
	24	Hawaii	2001

Fewest

1.	1	Wyoming	2006
	1	Utah	2003
	1	Utah	1997
	1	Stanford	2003
5.	2	Michigan	2015
	2	San Diego State	1986
	2	Nevada	2013
8.	3	Colorado State	1975
9.	4	Wyoming	1977
	4	Hawaii	1997
	4	Utah	1969
	4	San Diego State	1976
	4	Wyoming	2010
	4	UNLV	2000

MOST PENALTY FIRST DOWNS

1.	8	Mississippi State	2000
2.	7	UTEP	1981
3.	6	Hawaii	2001
	6	Colorado State	1989
	6	Florida State	2000
6.	5	13 other games	

RUSHING

RUSHING YARDS

Most

1.	550	Texas	2013
2.	465	at Montana	1958
3.	460	Fresno State	1958

4.	454	Utah	1986
5.	437	Tulane	2001
6.	421	Idaho State	2013
7.	410	Colorado State	2001
8.	398	Wyoming	1975
9.	396	Hawaii	2012
10.	394	Nevada	2013

Fewest

1.	-96	New Mexico	1970
2.	-86	Pittsburgh	1987
3.	-55	Hawaii	1989
4.	-47	Oregon	1990
5.	-45	Washington	1986
6.	-35	Air Force	1985
7.	-29	Air Force	1995
8.	-21	Air Force	2002
9.	-16	San Diego State	1995
10.	-5	San Diego State	1978
	-5	Stan	2003
12.	-2	Utah	2002
	-2	FSU	2000
13.	0	UTEP	1997
	0	Penn State	1991

RUSHING ATTEMPTS

Most

1.	77	Utah	1986
2.	74	Wyoming	1975
3.	73	Colorado State	1959
4.	72	Texas	2013
5.	71	Houston	2013
6.	67	Utah State	1970
7.	65	Utah	1975
8.	63	Utah	1996
	63	UCLA	1995
	63	Wyoming	1971
	63	Arizona	1959
	63	Utah	1958

Fewest

1.	15	Mizzou	2015
2.	16	Boston College	2005
	16	Notre Dame	1992
	16	Colorado State	2000
5.	17	Utah	1995
6.	18	Air Force	2002
	18	UGA	1982
8.	19	Oregon	1990
	19	FSU	1991
	19	San Diego State	2005
	19	Utah	1982
	19	FSU	2009

RUSHING YARDS PER ATTEMPT

Most		
1.	11.35	UTEP 1984
2.	11.0	GWU 1962
3.	9.15	ISU 2013
4.	9.11	Colorado State 2001
5.	8.92	Tulane 2001
6.	8.76	Nevada 2013
7.	8.02	Utah 1989
8.	7.86	Wagner 2015
9.	7.8	Fresno State 1958
10.	7.64	Texasas 2013

Fewest		
1.	-2.97	Pitt 1987
2.	-2.47	Oregon 1990
3.	-2.20	Hawaii 1989
4.	-1.88	Washington 1986
5.	-1.67	Air Force 1985
6.	-1.21	Air Force 1995
7.	-1.17	Air Force 2002
8.	-0.62	San Diego State 1995
9.	-0.20	Stan 2003
10.	-0.12	San Diego State 1978
11.	-0.09	Utah 2002
12.	-0.08	FSU 2000
13.	0.00	UTEP 1997
	0.00	Penn State 1991
	0.00	UNLV 2007
16.	0.08	Washington 1997

RUSHING TOUCHDOWNS

1.	7	Colorado State 2001
	7	Tulane 2001
3.	6	Toledo 2016
	6	Wagner 2015
	6	Utah 1989
	6	San Diego State 1990
	6	UNLV 2009
	6	Utah State 1987
	6	San Diego State 1982
10.5	17 times:	
	last time vs. Texas	2014

PASSING

PASSING YARDS

Most		
1.	619	Utah State 1993
2.	599	San Diego State 1991
3.	598	Utah State 1990
4.	585	New Mexico 1985
5.	583	Utah 1977
6.	575	New Mexico 1990
7.	566	Texas Western 1966

8.	565	Utah 1981
9.	545	Utah State 1980
10.	542	UTEP 1980
	542	Colorado State 1980
12.	538	Colorado State 1981
13.	537	Tulsa 2007
	537	Washington State 1989
15.	536	A&M 1996
16.	517	TCU 2005
17.	515	Southern Miss 1976
	515	Hawaii 2001
19.	514	San Diego State 1990
20.	509	Utah State 1976
21.	508	Boston College 1985
22.	507	New Mexico 1983
23.	501	Washington 1999

Fewest		
1.	41	Utah 2003
2.	55	Michigan 2015
3.	61	Boise State 2012
4.	67	Utah 1969
5.	70	Utah 1997
	70	Utah 1996
7.	73	San Diego State 1986
8.	80	San Diego State 1976
	80	Colorado State 1975
10.	81	Wyoming 2010

PASSING ATTEMPTS

Most		
1.	68	UNLV 2004
2.	65	Colorado State 1981
	65	Hawaii 2001
4.	63	Nevada 2014
5.	61	New Mexico 1985
6.	60	BC 2006
	60	Hawaii 1980
	60	Boston College 2005
	60	TCU 1987
10.	59	Washington 1999
	59	UTEP 1988
	59	Boise State 2003

Fewest		
1.	12	Utah 1996
2.	14	Utah 2003
3.	15	Wyoming 2016
	15	Utah 1986
	15	Rice 1996
6.	16	Utah 1969
	16	Utah 1997
8.	17	USM 1975
9.	17	San Diego State 1998
	17	Air Force 1988

PASSING YARDS/ATTEMPT

Most		
1.	15.22	Wagner 2015
2.	14.60	Rice 1996
3.	14.59	Utah State 1979
4.	14.52	Utah 1989
5.	14.50	UTEP 1989
6.	14.18	Wyoming 2009
7.	14.07	Utah State 1993
8.	13.9	North Texas St. 1961
9.	13.70	New Mexico 1983
10.	13.63	Utah State 1980
	13.53	San Diego State 1990

Fewest		
1.	1.964	Michigan 2015
2.	2.920	San Diego State 1986
3.	2.927	Colorado State 2000
4.	2.929	Utah 2003
5.	2.938	New Mexico 2002
6.	3.033	TCU 2010
7.	3.200	San Diego State 1976
8.	3.211	Boise State 2012
9.	3.286	FSU 2010
10.	3.333	Colorado State 1975

COMPLETIONS

Most		
1.	44	Colorado State 1985
2.	44	Colorado State 1981
3.	42	New Mexico 1985
4.	41	Boston college 2005
5.	40	North Texas State 1980
6.	40	Hawaii 2001
7.	39	Air Force 1983
8.	39	Washington 1999
9.	39	Nevada 2014
10.	38	Utah State 1977
	38	Miami 1990
	38	Boston College 2006

Fewest		
1.	4	Utah 2003
2.	5	Utah 1969
3.	7	Utah 1996
	7	Arizona State 1998
5.	8.	Wyoming 2016
	8	Boise State 2012
	8	San Diego State 1986
	8	Penn State 1991
	8	Utah 1968
10.	9	Wyoming 1975
	9	Hawaii 1986
	9	Rice 1997
	9	Texas 2013



COMPLETION PERCENTAGE

Highest		
1.	91.2%	FSU 1995
2.	90.9%	Wyoming 2009
3.	86.2%	Utah 1983
4.	85.2%	Wagner 2015
5.	83.8%	New Mexico 1983
6.	83.3%	San Diego St. 2008
7.	82.9%	UNI 2008
8.	81.8%	TU 2001
9.	81.5%	New Mexico 1977
10.	81.0%	UVA 2000

Lowest		
1.	22.9%	Utah 1968
2.	27.0%	OSU 1986
3.	28.6%	Utah 2003
4.	30.8%	Penn State 1991
5.	31.3%	Utah 1969
6.	32.0%	San Diego St. 1986
7.	32.5%	UVA 2013
8.	33.3%	ASU 1998
	33.3%	Texas 2013
10.	34.4%	New Mexico 2002

INTERCEPTIONS THROWN

1.	6	UGA 1982
	6	Wyoming 1977
	6	Utah 1968
	6	Arizona 1971
	6	New Mexico 1970
4.	5	Utah State 1990
	5	Utah 1993
	5	Oregon 1990
	5	Utah 1988
	5	Mia 1988
	5	Utah 2008
	5	Colorado State 1965
	5	North Texas State 1970
	5	Wyoming 1966

PASSING TDS

1.	7	Utah State 1980
	7	UTEP 1980
	7	Colorado State 1977
	7	UCLA 2008
	7	Colorado State 1981
	7	Utah State 1977
7.	6	San Diego State 1991
	6	New Mexico 1983
	6	A&M 1996
	6	BGU 1983
	6	New Mexico 1979
	6	Utah 1983
	6	NMSU 2012
	6	BU 1984

PASS EFFICIENCY

Highest		
1.	295.81	New Mexico 1986
2.	270.04	Wyoming 2009
3.	261.94	Wagner 2015
4.	255.31	Rice 1996
5.	246.99	New Mexico 1983
6.	246.77	Utah 1989
7.	245.85	San Diego St. 2006
8.	242.83	Utah 1983
9.	242.64	Colorado State 2010
10.	239.28	Savannah State 2014

Lowest		
1.	24.5	San Diego St. 1986
2.	24.6	Utah 2003
3.	35.2	Utah 1968
4.	36.0	Wyoming 1977
5.	37.5	Boise State 2012
6.	46.6	New Mexico 2002
7.	50.9	San Diego S. 1976
8.	51.5	Boise State 2003
9.	58.4	Colorado State 1975
10.	58.8	TCU 2010

DEFENSE

INT RETURN YARDS

Most		
1.	228	Arkansas State 1996
2.	176	Colorado State 1987
3.	138	UTEP 1977
4.	125	Colorado State 1999
5.	123	Tulsa 1971
6.	109	Boise State 2016
7.	104	UNLV 1981
8.	102	Wyoming 1971
9.	99	San Diego State 2001
10.	98	Western Michigan 1968

Most since 2000		
1.	109	Boise State 2016
2.	99	San Diego State 2001
3.	88	Fresno State 2015
4.	86	Wyoming 2004
5.	80	Utah 2010
	80	New Mexico 2002
7.	77	Eastern Wash. 2007
8.	76	Boise State 2015
9.	75	Utah 2004
10.	72	New Mexico State 2011

INTERCEPTIONS

Most		
1.	5	Utah 1991
	5	Utah State 1990
	5	Colorado State 1990
	5	UTEP 1987
	5	Utah State 1985
	5	Utah 1983
	5	Colorado State 1980
	5	San Diego State 1979
	5	Weber State 1979
	5	UTEP 1977

Most since 2000		
1.	4	Wyoming 2004
	4	Wyoming 2000
	4	UNLV 2006
	4	Hawaii 2002
5.	3	22 times: last Utah 2016

SACKS

Most		
1.	9	Colorado State 1987
2.	8	San Diego State 1986
	8	Cincinnati 2015
	8	UCLA 1983
5.	7	Hawaii 1987
	7	New Mexico 1999
	7	Utah State 1988
	7	Air Force 1999
	7	UNLV 1996
10	6	11 times: last Weber State 2012

Most since 2000		
1.	8	Cincinnati 2015
2.	6	Weber State 2012
	6	Idaho Stae 2011
	6	San Diego State 2003
	6	Boise State 2004
6.	5	New Mexico St. 2012
	5	UNLV 2010
	5	San Diego State 2002
	5	Utah State 2008
	5	Cal 2001
	5	New Mexico 2009
	5	Colorado State 2006
	5	UNLV 2005

POINTS ALLOWED

Fewest

- 21 shutouts
- Last: SSU 2014
- LAST FBS: Hawaii 2012

Most

- 1. 72 Hawaii 2001
- 2. 68 UCLA 1993
- 3. 59 Hawaii 1990
- 4. 58 Colorado State 2003
- 58 Utah State 1993
- 6. 57 Utah 1988
- 7. 56 Hawaii 1989
- 8. 55 Memphis 2014
- 55 Boise State 2014
- 55 Tulsa 2007

FIRST DOWNS ALLOWED

Fewest

- 1. 5 UNLV 1998
- 2. 6 Savannah State 2014
- 6 Utah State 1986
- 6 Wagner 2015
- 5. 7 Southern Utah 2016
- 7 Colorado State 2006
- 7 Hawaii 1997
- 7 Weber State 1979
- 7 Oregon State 1978
- 7 Kansas State 1976

Most

- 1. 46 Utah 1993
- 2. 35 Virginia 2014
- 3. 34 Cal 2014
- 4. 33 Toledo 2016
- 5. 32 UNLV 1981
- 32 New Mexico 1994
- 7. 31 Hawaii 2001
- 8. 30 San Diego State 1991
- 30 Colorado State 1981
- 30 UTEP 1977

MOST RUSHING TOUCHDOWNS ALLOWED

- 1. 7 Air Force 2002
- 2. 5 Hawaii 1990
- 5 Utah 1998
- 5 Alabama 2004

RUSHING YARDS ALLOWED

Fewest

- 1. -26 Colorado State 1988
- 2. -14 New Mexico 1987
- 3. -12 UTEP 2010
- 4. -10 New Mexico 1999

- 5. -5 Hawaii 1986
- 5 Washington State 2012
- 7. -1 Oregon State 1986
- 8. 2 UNLV 2005
- 9. 8 Utah State 1988
- 10. 9 Wyoming 2007
- 9 UCLA 2008
- 9 Houston 2014

Most

- 1. 504 TCU 1987
- 2. 454 Hawaii 1993
- 3. 440 Colorado State 2001
- 4. 424 Wyoming 1976
- 5. 409 Air Force 2010
- 6. 394 Air Force 1995
- 7. 386 Air Force 2002
- 8. 384 Rice 1997
- 9. 354 Utah 2004
- 10. 350 Wyoming 1981

OPPONENT RUSHING ATTEMPTS

Fewest

- 1. 12 San Diego State 2010
- 2. 13 Houston 2014
- 3. 14 Utah 1986
- 4. 15 San Diego State 1985
- 5. 16 Hawaii 2011
- 16 San Diego State 2009
- 16 Washington State 2012
- 16 UCLA 2008
- 9. 17 UNLV 1982
- 10. 17 Colorado State 1999

Most

- 1. 79 Air Force 2002
- 2. 74 Rice 1997
- 3. 73 Wyoming 1976
- 4. 72 UTEP 1984
- 5. 71 Air Force 1989
- 71 Georgia 1982
- 7. 69 UTEP 1977
- 8. 68 Arizona State 1977
- 9. 67 Penn State 1991
- 10. 66 Southern Miss 1975
- 66 Colorado State 1977

PASSING YARDS ALLOWED

Fewest

- 1. 0 Rice 1996
- 2. 18 Kansas State 1976
- 3. 19 Colorado State 1979
- 4. 21 Air Force 1990
- 21 UNLV 1998
- 6. 25 Air Force 1987



7.	31	Utah State	1986
8.	32	TCU	1987
9.	34	Utah	1969
10.	36	Georgia	1982

Most

1.	568	San Diego State	1991
2.	543	Hawaii	2001
3.	505	Toledo	2016
4.	490	Tulsa	2007
5.	489	Oregon	1989
6.	473	UNLV	1981
	473	Wyoming	1991
8.	472	Utah State	1993
9.	467	Notre Dame	2005
10.	462	Utah	1993

OPPONENT PASSING ATTEMPTS

Fewest

1.	3	Rice	1997
2.	5	Rice	1996
3.	6	Air Force	1990
4.	7	Wyoming	1976
	7	Air Force	1987
	7	Kanas State	1976
7.	8	TCU	1987
8.	9	Air Force	2002
	9	UTEP	1976
	9	Arizona	1976

Most

1.	62	San Diego State	1990
2.	60	Cal	2014
	60	Idaho State	2011
4.	58	Virginia	2014
5.	57	UNLV	1981
	57	Utah State	2002
	57	Utah State	1993
	57	Utah State	1992
	57	Idaho State	2013
10.	56	Utah	1992

COMPLETIONS ALLOWED

Fewest

1.	0	Rice	1996
2.	1	Air Force	1990
	2	Rice	1997
	2	Air Force	1987
5.	3	Wyoming	1976
	3	Kansas State	1976
	3	TCU	1987
	3	Arizona	1976
	3	Colorado State	1979
10.	4	9 others: last vs. GT	2012

Most

1.	38	Cal	2014
2.	35	Virginia	2014
3.	34	Wyoming	1992
	34	Idaho State	2011
5.	33	Bowling Green	1983
	33	San Diego State	2007
	33	San Diego State	1990
8.	32	Notre Dame	2005
	32	Florida State	2000
10.	31	8 teams: Last was Houston	in 2014

COMPLETION PERCENTAGE ALLOWED

Lowest

1.	0.00%	Rice	1996
2.	16.7%	Air Force	1990
3.	22.7%	Air Force	2009
4.	25.0%	Utah	1969
	25.0%	UNLV	1998
	25.0%	Colorado State	1979
7.	26.3%	Weber State	1979
8.	26.7%	Oregon State	1978
	26.7%	UNLV	1978
	26.7%	Georgia	1982

Highest

1.	100.0%	UNLV	1999
2.	83.8%	Utah	2008
3.	83.3%	Syracuse	2000
4.	80.0%	Wyoming	2005
5.	79.2%	Washington	1997
6.	78.9%	Toledo	2016
7.	78.6%	Florida State	2009
	78.6%	Arizona State	1995
	78.6%	Wyoming	1984
10.	78.0%	Notre Dame	2005

SPECIAL TEAMS

KICKOFF RETURNS

1.	11	Utah State	1993
2.	10	UCLA	1993
	10	Tulsa	2007
	10	Hawaii	1990
5.	9	Hawaii	1989
	9	Utah	2011
7.	8	8 times, last: Toledo	in 2016

KICKOFF RETURN YARDS

			#RET
1.	270	Utah State	1993 11
2.	259	Tulsa	2007 10
3.	226	Utah	2008 8
4.	215	UCLA	1993 10

5.	207	Air Force	1989	5
6.	197	Wyoming	1960	
7.	194	Washington	1986	8
8.	189	Hawaii	1990	10
9.	180	Oregon	1989	7
	180	Utah State	1997	6

PUNTS

1.	12	Oregon State	1978
	12	UNLV	2006
3.	11	Michigan	2015
	11	Texas	1987
	11	Virginia	2013
6.	10	New Mexico	2007
	10	UCF	2014
	10	San Diego St.	1986
	10	New Mexico	2003
	10	Washington	1998
	10	Pittsburgh	1987
	10	New Mexico	1980
	10	New Mexico	1998
	10	Nevada	2001

FEWEST PUNTS

0 10 games w/o punting since 1975
last time: Wagner 2015

PUNT YARDS

Most			#punts
1.	475	Michigan	2015 11
2.	462	New Mexico	2007 10
3.	460	Texas	1987 11
4.	456	Utah State	1984 9
5.	452	Stanford	2003 9
6.	450	Colorado State	1979 9
7.	435	UCF	2014 10
8.	433	San Diego St.	1986 10
9.	430	Texas A&M	1979 9
10.	421	Notre Dame	2004 9

PUNT RETURN YARDS

Most			#RET
1.	172	UTEP	1969
2.	158	UTEP	1978 8
3.	155	Hawaii	1997 6
4.	152	Utah	1971
5.	148	Pacific	1966
6.	144	New Mexico	1969
7.	137	San Jose St.	1967
8.	134	Tulane	2001 7
9.	132	North Texas St.	1970
10.	117	UTEP	1991 7

	117	Arizona State	1965
12.	109	Wyoming	1995 4
	109	San Diego St.	1995 3
14.	108	Wyoming	2006 4
	108	Utah State	1969
16.	107	Middle Tenn.	2013 6
17.	100	Tulsa	1984 5
18.	99	UTEP	1985 5

PUNT RETURNS

1.	9	Arizona	1969
2.	8	Utah	1979
	8	San Diego State	1984
	8	Utah	1992
	8	Wyoming	1978
	8	Weber State	1979
	8	Colorado State	1988
	8	UTEP	1978
	8	New Mexico	1985
	8	Utah	1971
	8	Wyoming	1969
	8	Colorado State	1963
13.7		Happened 11 times:	
		Last vs. Tulane in 2001	



The 2017 BYU Football Almanac has been designed to provide local, regional and national media with useful information about the BYU football program, its history and tradition. Additional information, including video and feature content and bios on all players, is available online at byucougars.com. Should you require additional information, such as photographs, video or additional media guides, please contact the BYU Athletic Communications office at (801) 422-8948. We appreciate your coverage of BYU football and look forward to working with you this season.

CREDENTIAL REQUESTS

All requests for credentials to cover BYU football should be sent from the editor or sports director via official company communication to Brett Pyne in the Athletic Communications office (brett_pyne@byu.edu; BYU Athletic Communications, 30 SFH, Provo, UT 84602; Fax 801-422-0633). Credentials shall be issued only to accredited newsgathering media outlets. Fan-based websites will not be issued media access and credentials but are invited to utilize resources provided online at BYUCougars.com to obtain notes, quotes, statistics and other information about BYU football.

All single-game credential requests should be received no later than one

week prior to the date of the game to ensure consideration. Credentials for working media are restricted in accordance with BYU and NCAA rules and guidelines. Non-working persons, including spouses, dates and children, will not be credentialed and are not allowed in the working media areas during the game as dictated by NCAA guidelines. It is our intention to ensure proper, professional use is made of the space available for credentialed media.

PHOTOGRAPHY

Sideline credentials will be issued only to accredited photographers and television reporters/camera operators on a specific newsgathering assignment. Television organizations shall be restricted to one camera operator and one reporter on the field at all times, except by prior approval from the BYU Athletic Communications office. Freelance and amateur photographers, not on assignment from a credentialed media outlet, are not eligible for credentials.

Credentials must be displayed prominently. All NCAA rules will be enforced regarding media representatives on the sidelines. Photographers are not permitted to shoot between the 25-yard lines. Individuals or organizations violating sideline policies may be required to surrender their credentials

and be removed from the stadium. For additional questions regarding photography guidelines, please contact University photographer Jaren Wilkey at (801) 422-7322.

MEDIA SERVICES

The working media area is located on the third floor of the press box, situated on the west side of LaVell Edwards Stadium. Access to the press loge may be obtained via either the north or south elevators with media credentials.

The BYU Athletic Communications staff will provide working media with game notes, season stats, depth charts, flip cards, programs, game stats, postgame notes and quotes and media guides for both teams.

With four minutes remaining on the game clock, media are invited to take the south elevator to ground level in preparation for the postgame press conference. BYU head coach Kalani Sitake and selected players will be available in the interview room following the mandatory 10-minute cooling-off period. The BYU locker room is closed to the media.

The BYU press box is also equipped with wireless internet access. Wireless passwords will be provided with other game materials to media working in the press box.

PARKING

LaVell Edwards Stadium is located on the northwest corner of the BYU campus, just off Canyon Road (200 East) and University Parkway (1650 North) in Provo. Media parking is in Lot No. 2, immediately west of the stadium. Parking passes are required and must be obtained in advance.

INTERVIEWS

All interview and information requests regarding all players, coaches and Athletic Department personnel must be arranged in advance through the Athletic Communications office at (801) 422-8948. BYU provides regular media availability each week. Local media members are responsible for attending after-practice media availability to conduct interviews. Opponent

and national media can arrange telephone interviews through the Athletic Communications office. The Athletic Communications office will send an advisory each week detailing the weekly availability opportunities. Any other interview requests must be made at least 24 hours in advance. Interviews with players are not permitted after Wednesday each game week. Player interviews will not be conducted during regular class hours.

Please contact the Athletic Communications office for specific times and other details if requesting access opportunities.

DISCLAIMER

The Brigham Young University Athletic Media Communications department reserves the right to revoke or

deny working media credentials and/or access to any individual or organization at any time for any reason. All credentials are the property of Brigham Young University and must be surrendered upon request.

(AREA CODE – 801)

MEDIA RELATIONS

Duff Tittle-Associate AD/Communications.....	422-4910
Brett Pyne-Football.....	422-4912
Kenny Cox-Football/Legacy Hall.....	422-5202
Kyle Chilton-Men's Basketball.....	422-4909
Norma Collett-Women's Basketball.....	422-4908
Ralph Zobell-Baseball/Game Programs.....	422-9769
Jenny Wheeler-Office Manager.....	422-8948
Kristen Kerr-Softball/Football.....	422-8999
Royce Hinton-Men's/Women's Volleyball.....	422-8999
Tatiana Monsen-Soccer.....	422-8999

Address: 30 SFH, Provo, Utah 84602

Website: www.byucougars.com

Edwards Stadium Pressbox: 801-422-2609




BRETT PYNE

FB Media Relations Director
801-422-4912
801-367-1631 (c)
brett_pyne@byu.edu



KENNY COX

Asst. FB Media Relations Director
801-422-5202
801-420-7703 (c)
kenny_cox@byu.edu



KRISTEN KERR

FB Media Relations Grad. Assistant
801-422-8999
801-450-1346 (c)
footballpr@byu.edu





TELEVISION PARTNERS

On Sept. 1, 2010, Brigham Young University announced an 8-year deal with ESPN to televise Cougar football on the sports leader's family of networks. BYU is the first program to sign an exclusive deal with ESPN.

ESPN has agreed that any BYU home games it doesn't select may be televised live on BYUtv.

Since 2011, every BYU home football game has been televised to a live national audience on the ESPN family of networks or BYUtv. Additionally, BYU's national fan base is able to view same-day rebroadcasts on BYUtv of every home game and any away game to which ESPN has rights through conference agreements with the host team.



"We've long sought broad, nationwide access to our games for our fans and increased visibility among those who may be less familiar with our university and athletic programs," said then BYU President Cecil O. Samuelson. "We've also been looking for ways to take better advantage of our own unique broadcasting resources."

Founded in 2001, BYUtv has grown from a relatively unknown cable channel on a single satellite TV provider to coverage in more than 55 million households on Dish Network, DirecTV, and over 800 cable systems in the United States. The network's state-of-the-art production building

allows it to televise every game in HD, along with its HD truck with the capability of broadcasting while on the road.



ESPN and ESPN2 are both available in almost 99 million homes, while the 24-hour college sports network ESPNU is distributed to to over 73 million


homes. ESPN also produces college football games that are broadcast on ABC.

Each year, a minimum of three games will be carried on ESPN, ESPN2, or ABC and one on ESPNU. At least one game each season will be carried live on BYUtv.

ESPN has televised many of the great games in Cougar football history, beginning with the network's first live college football telecast. In that 1984 game, the Cougars defeated No. 3 Pitt at the beginning of BYU's national championship season.

ESPN also carried BYU's defeat of top-ranked Miami in 1990, a contest long rated among the top regular-season college football game on ESPN since that year. BYU's season-opening win over No. 3 Oklahoma was ESPN's ninth-highest rated game of the 2009 regular season.

"BYU is nationally recognized as an outstanding university and for the history and tradition of its premier athletic programs," said Burke Magnus, ESPN senior vice president, college sports programming. "Once BYU decided to chart an independent course for football, we both recognized it is a good opportunity to build and grow our strong 30-year relationship. With this agreement, college football fans around the country will see the quality and pageantry of BYU as well as the passion and enthusiasm of its supporters."



RADIO

BYU football games are heard exclusively on the Nu Skin BYU Sports Network. Nationally, broadcasts air via satellite on BYU Radio (SiriusXM 143), while local flagship coverage is heard on KSL Newsradio (102.7 FM/1160 AM).

The "Voice of the Cougars" is Greg Wrubell, entering his 17th season as play-by-play commentator. A BYU graduate, Wrubell is in his 26th season on the football radio broadcast crew, having served as sideline reporter before stepping into the booth.

Wrubell's broadcast partner is former BYU quarterback Marc Lyons, who will be providing analysis and commentary for a 37th season in 2017. Former Cougar receiver and kick returner Nate Meikle returns to the broadcast team in his 10th season reporting from the sidelines. Studio coverage will be hosted from the BYU Broadcast Building.

BYU football broadcasts are heard over-the-air via network affiliates in Utah, Idaho and Nevada. Game coverage is also available online at BYUCougars.com, BYUradio.org and via the BYU Cougars and BYU Radio mobile apps, with the audio stream and archives made available to a worldwide listening audience.



COACHES' SHOWS

In addition to comprehensive game-day coverage, the Nu Skin BYU Sports Network and BYU Broadcasting produce "BYU Football with Head Coach Kalani Sitake," Tuesday nights at 7 p.m. MT, throughout the season. A live audience will join Coach Sitake, player guests and host Greg Wrubell at the BYUtv studios for an insightful and entertaining weekly look inside Cougar football.

In addition, assistant coaches Ed Lamb, Ty Detmer and Ilaia Tuiaki will be featured guests on the "Coordinators' Corner" radio show, Mondays in-season, from noon-1 p.m. MT. Greg Wrubell hosts the live broadcast, which will air live from JCW's in Provo, and originate on BYU Radio (SiriusXM 143). The show can also be seen via live streaming video on BYU Athletics social media platforms.

CollegePressBox.com

Collegepressbox.com is the official media website for BYU football and all FBS schools. Users may access and download weekly game notes, quotes, statistics, media guides, headshots, logos and more for BYU and other FBS schools. Login information will be distributed to accredited media or you can apply for a password by sending an email to password@collegepressbox.com.