

BYU BASKETBALL

Kyle Chilton, BYU Athletic Communications | O: (801) 422-4909 | C: (801) 372-2080 | kyle_chilton@byu.edu | facebook.com/byubasketball, @byubasketball

BYU 2012-13 SCHEDULE

024	Wed	Cougar Tipoff (Ex)		84-70
026	Fri	SE Okla. State (Ex)	BYUtv	W, 103-57
N3	Sat	Findlay (Ex)	BYUtv	W, 90-61
N9	Fri	Tennessee State#	BYUtv	W, 81-66
N13	Tue	Georgia State#	BYUtv	W, 80-62
N16	Fri	vs. Florida State#	truTV	L, 70-88
N17	Sat	vs. Notre Dame#	truTV	L, 68-78
N21	Wed	UT-San Antonio	BYUtv	W, 81-62
N24	Sat	Cal State Northridge	BYUtv	W, 87-75
N28	Wed	vs. Montana^	BYUtv	W, 85-60
D1	Sat	at Iowa State	Cyclones.tv	L, 62-83
D8	Sat	Utah	BYUtv	W, 61-58
D15	Sat	at Weber State	BYUtv	W, 78-68
D18	Tue	Eastern New Mexico	BYUtv	W, 95-62
D21	Fri	at Baylor	ESPN2	L, 64-79
D27	Thu	Northern Arizona	BYUtv	W, 84-54
D29	Sat	vs. Virginia Tech^	ESPNU	12 p.m.
J3	Thu	Loyola Marymount*	BYUtv	7 p.m.
J5	Sat	at San Francisco*	BYUtv	7 p.m.
J10	Thu	Pepperdine*	BYUtv	7 p.m.
J12	Sat	at Santa Clara*	TWC	1:30 p.m.
J16	Wed	Saint Mary's*	ESPNU	9 p.m.
J19	Sat	San Diego*	BYUtv	7 p.m.
J24	Thu	at Gonzaga*	ESPN2	8 p.m.
J26	Sat	at Portland*	ESPNU	7:30 p.m.
J31	Thu	at Pepperdine*	TWC	7 p.m.
F2	Sat	Santa Clara*	BYUtv	7 p.m.
F7	Thu	at San Diego*	BYUtv	7 p.m.
F9	Sat	San Francisco*	BYUtv	7 p.m.
F16	Sat	Portland*	BYUtv	7 p.m.
F19	Wed	Utah State	BYUtv	7 p.m.
F21	Thu	at Saint Mary's*	ESPN2	8 p.m.
F28	Thu	Gonzaga*	ESPN2	9 p.m.
M2	Sat	at Loyola Marymount*	ESPNU	8 p.m.
M6-11	WCC Championships	ESPNU/ESPN2/ESPNU		

All times local to site

Acura Coaches vs. Cancer Classic

^ at EnergySolutions Arena

* West Coast Conference game



VIRGINIA TECH (9-3, 0-0 ACC) HOKIES


Head Coach James Johnson
Alma Mater Ferrum, 1993
Division I Career Record 9-3 (1st)
Record at Virginia Tech Same

GAME INFORMATION

TV ESPNU
TV Talent Rich Cellini (play-by-play)
 Steve Cleveland (analyst)
Live Video ESPN3.com
Radio KSL 102.7 FM / 1160 AM
 BYU Radio - Sirius XM 143
Radio Talent Greg Wrubell (play-by-play)
 Mark Durrant (analyst)
Live Audio KSL.com
Live Stats BYUcougars.com

SERIES INFORMATION

Series Record BYU leads 2-0
Last Meeting BYU won 70-68, 1/25/12
H/A/N 0-0/1-0/1-0



BYU (9-4, 0-0 WCC) COUGARS

Head Coach Dave Rose
Alma Mater Houston, 1983
Division I Career Record 194-58 (8th)
Record at BYU Same

BYU STORYLINES

- Saturday's matchup with Virginia Tech is BYU's last game before opening conference play on Jan. 3 at home against Loyola Marymount. The Cougars and Hokies played last season in Blacksburg, Va., and the Cougars came away with a 70-68 win. Brock Zylstra hit a three with 26.5 seconds remaining to give BYU a 69-66 lead. Brandon Davies had 17 points and hit 11 of 12 from the free throw line. The victory was BYU's first true road win against an ACC opponent.
- For the first time this season and third time in his career, Brandon Davies had double-doubles in consecutive games with 26 points and 17 boards at Baylor and 27 points and 10 boards against Northern Arizona. In the last four games he is averaging 25.8 points and 10.3 rebounds.

BYU'S PROJECTED STARTING LINEUP



#10 | Matt Carlino
Guard
6-2 | 175 | So.
Scottsdale, Ariz.
Bloomington South HS

GP/GS	MPG	Pts	Reb	Ast	Stl	FG%	3PT%	FT%
13/9	23.6	7.1	2.8	4.1	1.5	.386	.225	.625

Last Game: Had 6 points, 6 assists — his most assists since he had 6 against CSUN on Nov. 24 — and 2 steals against Northern Arizona

Notes: Has totaled 10 steals in the last five games ... has posted 5-plus assists five times this season



#13 | Brock Zylstra
Guard
6-6 | 210 | Sr.
La Verne, Calif.
Bonita HS

GP/GS	MPG	Pts	Reb	Ast	Stl	FG%	3PT%	FT%
13/10	23.2	6.8	3.5	1.8	1.1	.403	.349	.733

Last Game: Had 6 points, 4 rebounds and 3 steals against Northern Arizona, his first start since Utah on Dec. 8

Notes: Has collected 2-plus steals four times this season, including a season-high 3 against Northern Arizona



#3 | Tyler Haws
Guard
6-5 | 200 | So.
Alpine, Utah
Lone Peak HS

GP/GS	MPG	Pts	Reb	Ast	Stl	FG%	3PT%	FT%
13/13	32.4	19.3	5.3	2.8	1.4	.466	.356	.952

Last Game: Had 15 points, 4 rebounds, 4 assists and 2 steals against Northern Arizona ... hit 3 of 4 from three

Notes: Has scored 20-plus points seven times and has led the team in scoring five times



#12 | Josh Sharp
Forward
6-7 | 185 | So.
Highland, Utah
Lone Peak HS

GP/GS	MPG	Pts	Reb	Ast	Blk	FG%	3PT%	FT%
13/10	20.2	4.5	4.5	0.4	0.5	.532	.000	.615

Last Game: Had 2 points, 4 rebounds and 1 assist vs. Northern Arizona

Notes: Started against Northern Arizona, his first start since Dec. 8 against Utah



#0 | Brandon Davies
Forward
6-9 | 235 | Sr.
Provo, Utah
Provo HS

GP/GS	MPG	Pts	Reb	Ast	Blk	FG%	3PT%	FT%
13/13	28.4	20.3	8.2	2.5	1.7	.565	.375	.697

Last Game: Posted a double-double against Northern Arizona with 27 points and 10 rebounds and added 1 assist, 1 block and 3 steals

Notes: Named preseason All-WCC and to the Wooden Award Preseason Top 50 ... has scored in double figures in 20-straight games dating back to last season.

OFF THE BENCH

No.	Name	Pos.	Ht.	Wt.	Yr.	Pts.	Reb.	Hometown (Previous School)	Notes
1	Raul Delgado	G	6-2	195	Jr.	3.0	1.5	Chihuahua, Mexico (Western Neb. CC)	Scored a career-high 11 points and added 2 assists, 2 blocks and 1 steal vs. NAU
2	Craig Cusick	G	6-2	185	Sr.	4.6	3.0	Orem, Utah (Utah)	Had 2 rebounds and 2 steals vs. Northern Arizona
5	Agustin Ambrosino	F	6-8	225	Jr.	3.3	1.9	Cordoba, Argentina (Salt Lake CC)	Posted 8 points, 4 rebounds, 2 assists and 1 steal vs. Northern Arizona
20	Anson Winder	G	6-3	195	So.	0.9	0.8	Las Vegas, Nev. (Bishop Gorman HS)	Had 3 rebounds, 2 assists and 1 steal vs. Northern Arizona
23	Cory Calvert	G	6-3	185	Fr.	2.8	0.8	Parker, Colo. (Chaparral HS)	Had 3 points and 1 rebound vs. Northern Arizona
30	Cooper Ainge	G	6-0	175	Fr.	—	—	Wellesley, Mass. (Wellesley HS)	Is redshirting in 2012-13
33	Nate Austin	F	6-11	230	So.	4.0	3.9	Alpine, Utah (Lone Peak HS)	Posted 5 points and 4 rebounds vs. Northern Arizona
42	Ian Harward	C	6-11	215	Fr.	1.5	1.2	Orem, Utah (Orem HS)	Had 1 rebound vs. Northern Arizona

BYU VS. VIRGINIA TECH

Overall Series Record: BYU leads 2-0
 BYU Record in Provo: 0-0
 BYU Record in Blacksburg: 1-0
 BYU Record at Neutral Sites: 1-0
 BYU Record under Dave Rose: 1-0

Series vs. Virginia Tech

12-29-67 vs. Virginia Tech* 97-64 W
 1-25-12 at Virginia Tech 70-68 W

*All College Tournament

Virginia Tech's projected starting lineup

No.	Name	Ht.	Pos.	Ppg	Rpg
11	Erick Green	6-3	G	25.4	4.8
1	Robert Brown	6-5	G	10.4	2.8
31	Jarell Eddie	6-7	F	14.7	6.8
42	C.J. Barksdale	6-8	F	5.4	4.8
4	Cadarian Raines	6-9	F	7.5	6.4

Virginia Tech's last game

L, 52-88 vs. Colorado State, 12/23/12

BYU	CATEGORY	VA. TECH
9-4, 0-0	W-L	9-3, 0-0
7-3	Last 10	7-3
4-1	Last 5	2-3
76.6	PPG	77.6
68.8	Opp PPG	71.1
+7.8	Margin	+6.5
.449	FG%	.445
.416	FG% Def	.401
.311	3FG%	.340
5.8	3FG/Game	6.7
.320	Opp 3FG%	.275
.728	FT%	.748
40.2	RPG	39.2
35.7	Opp RPG	38.3
+4.5	Margin	+0.9
17.1	Assist/Game	12.0
13.2	TO/Game	12.8
15.1	Opp TO/Game	11.8
+1.9	Margin	-0.9
8.6	Steals/Game	4.8
3.7	Blocks/Game	5.1

BY THE NUMBERS

- 2** Dave Rose and the Cougars have the second-longest current streak of consecutive 25-win campaigns in the country at six (2006-07 to 2011-12). Only Bill Self and Kansas, owners of seven-consecutive 25-win seasons (2005-06 to 2011-12), have a longer current streak.
- 6** The Cougars have won 25-plus games and advanced to the NCAA Tournament for six-straight seasons (2006-07 to 2011-12). Both streaks are program records.
- 11** Brandon Davies picked up where he left off last season, taking 11 charges through 13 games, including a season high of three vs. Tennessee State. He has now taken 42 charges since the beginning of last season. Nate Austin has taken three charges this season after drawing 29 offensive fouls last season.
- 17** Brandon Davies has four double-doubles this season, with 22 points and 10 rebounds vs. UTSA, 21 points and 10 rebounds vs. Montana, 26 points and 17 rebounds at Baylor and 27 points and 10 rebounds vs Northern Arizona. He now has 17 career double-doubles, including nine last season.
- 33** The number of points Brandon Davies scored at Weber State on Dec. 15, the most by a Cougar this season and the most by a BYU player since Jimmer Fredette scored 34 points against Gonzaga in the NCAA Tournament on March 19, 2011.
- 194** Dave Rose (2005 to present) is second all-time in BYU basketball history with 194 career victories, behind only the great Stan Watts, who coached the Cougars to 371 wins from 1949 to 1972 and was inducted into the Naismith Memorial Basketball Hall of Fame in 1986.

DAVIES NAMED WCC PLAYER OF THE WEEK

SAN BRUNO, Calif. -- The West Coast Conference has named BYU senior forward Brandon Davies its Men's Basketball Player of the Week award-winner for Dec. 17, 2012. Davies scored a career-high 33 points and added eight rebounds and one block to lead BYU to its first road win of the season, a 78-68 victory at Weber State. The win ended Weber State's 20-game home winning streak, the fourth-longest home streak in the nation. Davies hit 14 of 17 from the field and 5 of 6 from the free throw line in the Cougars' victory. *Also nominated: Kelly Olynyk, Gonzaga; Matthew Dellavedova, Saint Mary's*

BYU BASKETBALL ON KSL NEWSRADIO, 102.7 FM AND 1160 AM; SIRIUSXM 143

The "Voice of the Cougars" is KSL's Greg Wrubell, in his 17th season as the play-by-play broadcaster for BYU Basketball. Joining Wrubell on the broadcasts is former Cougar letterman Mark Durrant, in his 16th year as game analyst. All game broadcasts start one hour prior to tipoff with "Cougar Pregame Live."

Other Ways to Listen

Fans can listen to the radio broadcasts via ksl.com and byuradio.org, and via the KSL and KSLGameCenter apps for iPhone and Android. Those in the Marriott Center can listen to home game broadcasts by tuning their portable radios to KSL's delay-free and static-free in-arena translator at 1100 AM.

Network Affiliates

KMGR 95.9 FM - Manti, Utah KSUB 590 AM - Cedar City, UT
 KDXU 890 AM - St. George, Utah KTHK 105.5 FM - Idaho Falls, Idaho

"BYU Basketball with Head Coach Dave Rose" on KSL Newsradio/BYU Radio

Dave Rose's weekly radio show is broadcast live from Legends Grille on the BYU campus, Tuesdays from 7 to 8 p.m. MST. The show will feature appearances by BYU players and coaches, and a question-and-answer segment with Coach Rose.

"BYU Basketball with Head Coach Dave Rose" on KSL 5 TV

Dave Rose's weekly television show airs Sunday evenings at 11:05 p.m. MST. The show will include game recaps and previews, and an "X's and O's" segment with Coach Rose.

LAST TIME OUT - DAVIES' BIG NIGHT LEADS COUGARS TO VICTORY

PROVO, Utah - Brandon Davies finished with 27 points and 10 rebounds to lead the BYU men's basketball team to an 84-54 win over Northern Arizona Thursday night at the Marriott Center.

BYU improved to 9-4 on the season while Northern Arizona fell to 4-8. The Cougars' length was evident tonight, forcing 24 Lumberjack turnovers and holding a 40-18 advantage in points scored in the paint.

Tyler Haws and Raul Delgado joined Davies in double-digit scoring on the night. Haws scored 15 points and Delgado had a career-high 11 points. Combined, the two went 6 of 9 behind the arc.

The Cougars went to Davies for their first two baskets of the night. Northern Arizona answered each basket with a trey to open an early 6-4 lead. Haws hit a jumper to start an 8-0 BYU run highlighted by two Matt Carlino steals. Carlino intercepted a pass and took the ball down, finding Josh Sharp under the basket to push the score to 8-6.

Coming out of a media timeout Haws hit a jumper and on the next possession, Carlino stole the ball and took it down for a layup to push the score to 12-6, forcing a Lumberjack timeout at the 15-minute mark.

Northern Arizona scored two baskets to bring the score to 14-13 before Davies found Haws on the wing for a 3-pointer to begin a streak of 18 unanswered points to push the lead to 32-13 before Gabe Rodgers ended the drought by hitting a free throw. The run was highlighted by eight points from both Haws and Davies.

With just over three minutes left in the half, Delgado stole the ball which led to a fast-break dunk by Davies. Agustín Ambrosino and Delgado hit threes and Zylstra hit an acrobatic layup right before the buzzer to push the lead to 25 points and give the Cougars a 48-23 lead.

The second half started the same way as the first with the Cougars going inside to Davies on two of the first three possessions. Davies hit a jump hook for the first basket of the half and, after a Brock Zylstra jumper, completed a three-point play after getting fouled on a layup for a 55-25 lead.

Davies later scored back-to-back buckets with the first on a putback. Haws stole the ball the next time down the court and on the fast break, flipped the ball over his head to Davies who finished with a monster two-handed dunk for a 69-38 lead.

Delgado then caught fire, hitting two 3-pointers to push the Cougar lead to 75-38 with 12:22 left in the second half. A layup by Max Jacobsen sparked a Lumberjack 12-0 run, capped by a four-point play by Michael Dunn to bring the score to 78-50 with 7:48 left.

With just under six minutes left in the half, Anson Winder found Delgado for a three-quarter court alley-ooop to stop the Northern Arizona run and push the lead back to 32 points at 82-50.

With the game out of reach early, the Cougars got another strong performance from their bench, outscoring the Lumberjack bench 28-19 on the night.

QUICK FACTS**University Information**

Location: Provo, Utah 84602
 Elevation: 4,553 feet
 Enrollment: 32,955 (Daytime)
 Founded: October 15, 1875
 Owned: The Church of Jesus Christ of Latter-day Saints
 Nickname: Cougars
 Mascot: Cosmo
 Colors: Blue and White
 Arena (capacity): Marriott Center (21,000)
 Conference: West Coast Conference
 President: Cecil O. Samuelson (Utah, 1966)
 Athletic Director: Tom Holmoe (BYU, 1983)
 Athletic Website: BYUCougars.com
 Tickets: (801) 422-BYU1 or (800) 322-BYU1

2012-13 Preview

Lettermen Returning/Lost: 8/6
 Newcomers: 4
 Returning Redshirt Freshmen: 1
 Starters Returning/Lost: 4/2*
 Returning Points: 56.9% (1,552 of 2,727 points)
 Returning Rebounds: 66.1% (890 of 1,347 rebounds)
 Returning Assists: 69.1% (414 of 599 assists)
 Returning Blocks: 53.2% (82 of 154 blocks)
 Returning Minutes: 63.4% (4,439 of 7,000 minutes)
 *Includes Tyler Haws, who started as a freshman

2011-12 Review

Overall Record: 26-9
 Conference Record/Finish: 12-4 (3rd)
 2012 Postseason: (1-1) Lost, NCAA Second Round
 (Louisville) vs. Marquette, 68-88
 2012 Final National Ranking: NR/NR

BYU Coaching Staff

Head Coach: Dave Rose
 Alma Mater (year): Houston (1983)
 Record at School (years): 194-58 (8th year)
 Career Division I Record (years): same
 Basketball Office Fax: (801) 422-5965
 Assistant Coaches (Alma Mater, year)
 Terry Nashif (BYU, 2005)
 Tim LaComb (Utah, 2006)
 Mark Pope (Kentucky, 1996)
 Dir. of Basketball Operations: Mike Hall (BYU, 2005)
 Coord. of Player Development: Garrett Faucette (BYU, 2008)

BYU History

First Year of Basketball: 1903
 Overall All-Time Record: 1675-1018 (.622)
 Winning Seasons: 85 (last 2012)
 Regular Season Conf. Championships: 29 (last 2011)
 Postseason Appearances (record): 37 (26-37)
 Total NCAA Appearances (record): 27 (15-29)
 Last NCAA Appearance: 2012
 First Round: W vs. No. 14 seed Iona, 78-72
 Second Round: L vs. No. 3 seed Marquette, 68-88
 Total NIT Appearances (Record): 10 (12-8)
 Last NIT Appearance: 2006
 Result: (0-1) lost at Houston, 77-67

2012-13 STORYLINES AND NOTES**Player and team notes**

- Senior Brandon Davies has played his best basketball over the last four games, averaging 25.8 points, 10.3 rebounds, 2.0 assists, 1.3 blocks and 1.8 steals while shooting .645 from the field and .778 from the free throw line.
- The Cougars posted a season-high 15 steals against Northern Arizona on Thursday with Brandon Davies and Brock Zylstra registering three apiece and Tyler Haws, Matt Carlino and Craig Cusick each adding two. BYU forced 24 turnovers, a season high for a Cougar opponent.
- BYU posted a season-high 27 assists on 38 made baskets in a 95-62 win against Eastern New Mexico. Six different players recorded at least three assists against the Greyhounds. The 27 dimes are the most by the Cougars since recording the same number last season against San Francisco on Jan. 7, 2012. BYU had 29 assists against Buffalo last season on Dec. 20, 2011.
- Tyler Haws hit 10 of 10 from the free throw line vs. Weber State, his third game this season shooting 100 percent from the line while attempting at least 10 free throws. Haws has four such games in his career, tied for the most in BYU history with Jimmer Fredette. Haws is tied with Russell Larson (1993-94) and Roberts (1994-95) for most perfect days from the line (minimum of 10 attempts) in a season with three. Danny Ainge, Lee Cum-mard, Larson and Roberts are tied for second on the career list with three.

Haws the closer

Tyler Haws has played some of his best basketball in the final five minutes of games this season. Against Cal State Northridge, BYU trailed 74-73 with less than four minutes remaining. Haws hit a jumper with 3:44 to go to give BYU the lead and had 10 of the Cougars' final 14 points to help secure the 87-75 win. Against Utah BYU trailed 58-56 before Haws completed a three-point play with 2:47 to go. He added two free throws with 16 seconds remaining to secure the 61-58 win. After struggling from the field the first 35 minutes at Weber State, Haws scored nine points in the last five minutes on 3 of 3 shooting from the field and 2 of 2 from the free throw line. For the season, Haws is 12 of 15 from the field, 2 of 3 from three and 11 of 12 from the free throw line in the last five minutes of games.

Fast start for Tyler Haws

Tyler Haws opened 2012-13 with one of the best starts to a season in the history of BYU basketball. He started the season with six-straight 20-point games, the second best such streak in program history. Only Devin Durrant started a season with more consecutive 20-point games, seven in 1983-84. Haws's streak ended when he scored 18 against Montana in the seventh game of the season. What makes Haws's start even more impressive is that he's the only sophomore on the list and he returned in April from a two-year mission for The Church of Jesus Christ of Latter-day Saints in the Philippines.

Name	Class	Season	Consecutive 20-Point Games (point totals)
Devin Durrant	Senior	1983-84	7 (28, 35, 20, 35, 23, 33, 27)
Tyler Haws	Sophomore	2012-13	6 (22, 22, 23, 21, 20, 32)
Danny Ainge	Senior	1980-81	5 (24, 22, 22, 29, 29)
Kresimir Cosic	Junior	1971-72	5 (30, 31, 33, 23, 30)
Michael Smith	Senior	1988-89	5 (24, 29, 30, 33, 20)

Davies does it all

Brandon Davies stuffed the stat sheet this season, averaging 20.3 points, 8.2 rebounds, 2.5 assists, 1.7 blocks and 1.5 steals through 13 games. Last season he became the second Cougar in history to average at least one of everything (points, rebounds, assists, steals and blocks). Russell Larson is the only other BYU player to produce a 'one of everything' season and did so twice, in 1993-94 and 1994-95 (blocks and steals were not tracked until the 1977-78 season).

Dave Rose

BYU head coach Dave Rose has led BYU to its most successful eight-year run since taking over in 2005. His career record of 194-58 ranks him second in BYU history in total victories and first in winning percentage (.770). Rose has been named conference coach of the year three times, district coach of the year twice and has guided the Cougars to four conference titles, six NCAA Tournament appearances and six 25-win seasons. In 2010 he led BYU to its first NCAA Tournament win in 17 years and the Cougars have also won at least one tournament game in the two seasons since, including a trip to the Sweet 16 in 2011.

Rose among the nation's best

Dave Rose is fifth in career winning percentage among active NCAA Division I head coaches (as of 12/27/12).

Coach	Yrs.	W	L	Pct.	Coach	Yrs.	W	L	Pct.
1 Roy Williams, UNC	25	684	172	.799	6 John Calipari, Kentucky	21	513	155	.768
2 Mark Few, Gonzaga	14	353	91	.795	7 Mike Krzyzewski, Duke	38	938	291	.763
3 Brad Stevens, Butler	6	148	42	.779	8 Jamie Dixon, Pittsburgh	10	250	78	.762
4 Thad Matta, Ohio State	13	332	98	.772	9 Bo Ryan, Kansas	29	659	208	.760
5 Dave Rose, BYU	8	194	58	.770	10 Bill Self, Kansas	20	486	159	.753

BYU at EnergySolutions Arena

Since 1993, BYU has played at EnergySolutions Arena (known as the Delta Center from 1991 to 2006) 15 times and will play a 16th on Saturday, Dec. 29 vs. Virginia Tech. In 1993 and 1994, BYU went 3-2 at ESA in Western Athletic Conference Tournament games. Since 2003 BYU has played at least one game at ESA every year except the 2006-07 season and has posted a 8-2 record.

March 11, 1993	Hawaii*	W, 85-71	Dec. 6, 2008	Utah State	W, 68-63
March 12, 1993	New Mexico*	L, 59-68	Dec. 5, 2009	San Francisco	W, 69-43
March 10, 1994	Utah*	W, 96-65	Dec. 4, 2010	Hawaii	W, 78-57
March 11, 1994	Fresno State*	W, 87-72	Dec. 11, 2010	Arizona	W, 87-65
March 12, 1994	Hawaii*	L, 66-73	Dec. 3, 2011	Oregon	W, 79-65
Dec. 6, 2003	No. 25 Oklahoma State	W, 76-71	Nov. 28, 2012	Montana	W, 85-60
Dec. 11, 2004	Washington State	L, 46-49	Dec. 29, 2012	Virginia Tech	—
Nov. 30, 2005	Lamar	W, 97-74	*WAC Tournament		
Dec. 8, 2007	No. 9 Michigan State	L, 61-68			

HONORS CANDIDATES

Brandon Davies • All-America Candidate

- Has scored in double figures 12 times and shot .500 or better in 7 of 12 games
- Posted 27 points and 10 rebounds for his fourth double-double of the season
- Had 33 points on 14 of 17 shooting at Weber State and added 8 boards
- At Baylor had 26 points and a season-high 17 rebounds
- Totaled 21 points, 10 boards, 6 assists, 2 blocks and 4 steals vs. Montana
- Registered a double-double with 22 points and 10 rebounds vs. UTSA and added 3 assists and a block
- Had 19 points, 5 rebounds and 2 blocks vs. Florida State
- Posted 28 points, 9 boards, 3 assists, 3 blocks and 2 steals vs. Georgia State
- Earned a spot on the Wooden Award Preseason Top 50 and the Lute Olson Award Preseason All-America team
- Named preseason All-WCC by the league's coaches

Tyler Haws • All-WCC Candidate

- Has scored 20-plus points in seven of 12 games to start the season and double figures in 11 of 12 games
- Had 23 points, 6 rebounds and 3 assists at Weber State
- Scored a career-best 32 points vs. CSUN
- Scored 20 points and added 6 rebounds and 3 assists vs. UTSA
- Had 21 points, 8 rebounds, 4 assists and 2 steals vs. Notre Dame and earned a spot on the Acura CVC Classic All-Tournament Team
- Posted season highs of 23 points, nine rebounds, five assists (tied a season high), 3 steals and 1 block vs. Florida State
- Had 22 points, 7 rebounds, 5 assists and 2 steals vs. Georgia State
- Totaled 22 points and 4 boards and hit 8 of 9 free throws in season opener vs. Tennessee State
- Named to All-MWC Third Team, Academic All-MWC and the HoopTV Las Vegas Classic All-Tournament Team in 2009-10
- Named Male Rookie of the Year at the Y Awards and was named team's Most Inspirational Player at the team banquet
- Averaged 11.3 points and 4.2 rebounds and shot .498 from the field, .368 from three and .917 from the free throw line — a school record and the fourth-best percentage in NCAA history for a freshman

2012-13 BYU STARTING LINEUPS

Opponent	(1)	(2)	(3)	(4)	(5)
Tennessee State	Carlino	Zylstra	Haws	Sharp	Davies
Georgia State	Carlino	Zylstra	Haws	Sharp	Davies
vs. Florida State	Carlino	Zylstra	Haws	Sharp	Davies
vs. Notre Dame	Carlino	Zylstra	Haws	Sharp	Davies
UTSA	Carlino	Zylstra	Haws	Sharp	Davies
Cal State Northridge	Cusick	Zylstra	Haws	Ambrosino	Davies
vs. Montana	Cusick	Zylstra	Haws	Sharp	Davies
at Iowa State	Cusick	Zylstra	Haws	Sharp	Davies
Utah	Cusick	Zylstra	Haws	Sharp	Davies
at Weber State	Carlino	Cusick	Haws	Sharp	Davies
Eastern New Mexico	Carlino	Cusick	Haws	Austin	Davies
at Baylor	Carlino	Cusick	Haws	Austin	Davies
Northern Arizona	Carlino	Zylstra	Haws	Sharp	Davies
vs. Virginia Tech					
Loyola Marymount					
at San Francisco					
Pepperdine					
at Santa Clara					
Saint Mary's					
San Diego					
at Gonzaga					
at Portland					
at Pepperdine					
Santa Clara					
at San Diego					
San Francisco					
Portland					
Utah State					
at Saint Mary's					
Gonzaga					
Loyola Marymount					
Won-Loss Records	(1)	(2)	(3)	(4)	(5)
4-2	Carlino	Zylstra	Haws	Sharp	Davies
2-1	Cusick	Zylstra	Haws	Sharp	Davies
1-1	Carlino	Cusick	Haws	Austin	Davies
1-0	Carlino	Cusick	Haws	Sharp	Davies
1-0	Cusick	Zylstra	Haws	Ambrosino	Davies

GAMES PLAYED

	2012-13	Career
Brandon Davies	13 (9-4)	112 (92-20)
Brock Zylstra	13 (9-4)	95 (76-20)
Tyler Haws	13 (9-4)	47 (39-9)
Craig Cusick	13 (9-4)	47 (35-13)
Nate Austin	13 (9-4)	47 (35-13)
Anson Winder	9 (6-3)	43 (32-11)
Josh Sharp	13 (9-4)	41 (29-12)
Matt Carlino	13 (9-4)	38 (27-11)
Agustin Ambrosino	12 (8-4)	same
Raul Delgado	11 (8-3)	same
Cory Calvert	11 (7-4)	same
Ian Harward	13 (9-4)	same

GAMES STARTED

	2012-13	Career
Brandon Davies	13 (9-4)	75 (59-16)
Tyler Haws	13 (9-4)	46 (37-9)
Brock Zylstra	10 (7-3)	38 (27-11)
Matt Carlino	9 (6-3)	33 (24-9)
Anson Winder	0 (0-0)	15 (12-3)
Craig Cusick	7 (5-2)	10 (7-3)
Josh Sharp	10 (7-3)	same
Nate Austin	2 (1-1)	3 (2-1)
Agustin Ambrosino	1 (1-0)	same

STREAKS

Streak	12-13	Overall
Current won/loss streak	1 win	same
At home	7 wins	10 wins
On the road	1 loss	same
On a neutral floor	1 win	same
At home vs. Nonconference	7 wins	10 wins
At home vs. WCC	—	3 wins
On the road vs. Nonconference	1 loss	same
On the road vs. WCC	—	1 loss
On a neutral floor vs. Nonconference	1 win	same
On a neutral floor vs. WCC	—	1 loss
At regular season tournament	2 losses	same
At WCC Tournament	—	1 loss
NCAA Tournament	—	1 loss
At NIT	—	2 losses
Games with a 3-point make	13	523

LEADS AND DEFICITS, BYU'S BIGGEST...

halftime lead	25 (48-23 vs. NAU, 12/27/12)
halftime lead lost in defeat	1 (32-31 vs. UND, 11/17/12)
halftime deficit	11 (37-48 at Iowa State, 12/1/12)
halftime deficit erased in victory	9 (26-35 vs. Utah, 12/8/12)
overall lead	38 (78-40 vs. NAU, 12/27/12)
margin of victory	33 (95-62 vs. ENMU, 12/18/12)
margin of defeat	21 (62-83 at Iowa State, 12/1/12)
lead lost in defeat	11 (19-8 at Baylor, 12/21/12)
overall deficit	27 (50-77 vs. Florida St., 11/16/12)
deficit overcome in victory	12 (19-31 vs. Utah, 12/8/12)

BYU'S RECORD WHEN ...

Venue	2012-13	Under Rose
Overall	9-4	194-58
Home	7-0	109-8
Away	1-2	57-32
Neutral	1-2	28-18
Lead at the half/end of game...	2012-13	Under Rose
BYU leads at the half	8-1	165-16
Opponent leads at the half	1-3	24-38
Score tied at the half	0-0	5-4
BYU leads w/5 min left	8-0	183-5
Opponent leads w/5 min left	1-4	9-52
Score tied w/5 min left	0-0	2-1
BYU leads w/1 min left	9-0	189-0
Opponent leads w/1 min left	0-4	3-55
Score tied w/1 min left	0-0	2-3
Game goes into overtime	0-0	6-3
BYU scores...	2012-13	Under Rose
100-plus points	0-0	9-0
90-99 points	1-0	31-0
80-89 points	6-0	63-6
70-79 points	1-1	70-20
60-69 points	1-3	18-27
60 or less points	0-0	3-5
Opponent scores...	2012-13	Under Rose
100-plus points	0-0	1-0
90-99 points	0-0	3-5
80-89 points	0-2	9-21
70-79 points	1-2	32-27
60-69 points	6-0	88-5
50-59 points	2-0	44-0
50 or less points	0-0	18-0
BYU double figure scorers	2012-13	Under Rose
One player in double figures	0-0	1-4
Two players in double figures	2-2	24-16
Three players in double figures	6-1	74-26
Four players in double figures	1-1	64-11
Five players in double figures	0-0	25-1
Six players in double figures	0-0	6-0
Shooting and rebounding	2012-13	Under Rose
BYU shoots 50% or better	6-0	87-7
Opponent shoots 50% or better	0-2	12-23
BYU outshoots opponent	8-0	159-10
Opponent outshoots BYU	1-4	34-46
Teams shoot equal FG%	0-0	1-2
BYU outrebounds opponent	8-1	148-14
Opponent outrebounds BYU	0-3	37-41
BYU, opponent tie in rebounds	1-0	9-3
Wins, losses and rest	2012-13	Under Rose
Coming off a win	5-3	145-478
Coming off a loss	4-1	49-10
Two-plus days between games	9-3	171-46
One day between games	0-0	14-2
Playing the next day	0-1	9-10
Days	2012-13	Under Rose
Monday	0-0	2-0
Tuesday	2-0	30-3
Wednesday	2-0	47-10
Thursday	1-0	18-11
Friday	1-2	21-6
Saturday	3-2	76-28

BYU'S RECORD WHEN ...

On television	2012-13	Under Rose
All games on TV	9-3	158-52
On BYUtv	9-0	45-4
On ESPN	0-0	0-1
On ESPN2	0-1	2-7
On ESPNU	0-0	5-1
On truTV	0-2	1-2
On CBS	0-0	4-5
Top 25	2012-13	Under Rose
vs. a top 25 opponent	0-1	8-17
as a top 25 team	0-0	57-16
Months	2012-13	Under Rose
November	5-2	38-8
December	4-2	48-13
January	0-0	42-15
February	0-0	42-7
March	0-0	24-15
Margin of victory/defeat	2012-13	Under Rose
1-4 points	1-0	17-12
5-9 points	0-0	35-13
10-15 points	2-2	49-19
16-19 points	3-1	22-11
20-29 points	1-1	43-3
30-39 points	2-0	18-0
40-49 points	0-0	6-0
50+ points	0-0	4-0

DUNKS

	2012-13	Career
Brandon Davies	12	70
Nate Austin	2	6
Brock Zylstra	—	2
Tyler Haws	2	4
Josh Sharp	5	6
Anson Winder	—	1
Raul Delgado	1	1
BYU	22	
Opponents	18	

FREE THROW STREAKS

Haws	50	2/13/10 - 11/9/12
Haws	23	12/8/12 - current
Haws	19	11/21/12 - 11/28/12
Haws	15	11/9/12 - 11/17/12
Davies	12	11/21/12 - 11/28/12
Zylstra	11	3/13/12 - 11/24/12
Cusick	6	11/16/12 - current

LATE GAME FREE THROWS

Player	5:00-2:00	2:00-0:00
Brandon Davies	11-16 (.688)	0-0 (.000)
Matt Carlino	3-4 (.750)	0-0 (.000)
Tyler Haws	5-6 (.833)	6-6 (1.000)
Craig Cusick	0-0 (.000)	0-2 (.000)
Anson Winder	0-0 (.000)	2-4 (.500)
Josh Sharp	1-2 (.500)	0-0 (.000)
Ian Harward	0-0 (.000)	1-2 (.500)
Agustin Ambrosino	0-0 (.000)	0-3 (.000)
Cory Calvert	1-2 (.500)	0-0 (.000)
Totals	21-30 (.700)	9-17 (.529)
Under Rose	454-632 (.718)	574-759 (.756)



Senior forward Brandon Davies



Sophomore guard Tyler Haws

2012-13 SCORING BY HALF (BYU-OPPONENT)

Opponent	1st half	Margin	FG %	2nd half	Margin	FG %	OT	Margin	FG %	Final	Margin	FG %
TENNESSEE STATE	34-28	+6	48.3-38.5	47-38	+9	61.5-31.0	—	—	—	81-66	+15	54.5-33.8
GEORGIA STATE	44-26	+18	58.1-26.5	36-36	0	44.8-45.2	—	—	—	80-62	+18	51.7-35.4
vs. Florida State	35-44	-9	36.1-60.0	35-44	-9	30.8-56.0	—	—	—	70-88	-18	33.3-58.0
vs. Notre Dame	32-31	+1	42.3-35.5	36-47	-11	40.6-63.6	—	—	—	68-78	-10	38.1-52.1
UTSA	48-28	+20	55.9-39.3	33-34	-1	46.2-39.4	—	—	—	81-62	+19	51.7-39.3
CS NORTHBRIDGE	46-40	+6	42.4-46.4	41-35	+6	51.6-38.9	—	—	—	87-75	+12	46.9-42.2
vs. Montana	42-31	+11	62.5-48.0	43-29	+14	44.1-29.2	—	—	—	85-60	+25	51.7-38.8
at Iowa State	37-48	-11	42.4-51.7	25-35	-10	31.3-44.8	—	—	—	62-83	-21	36.9-48.3
UTAH	26-35	-9	29.0-46.4	35-23	+12	33.3-25.0	—	—	—	61-58	+3	31.1-36.5
at Weber State	36-26	+10	48.0-40.7	42-42	0	58.6-48.3	—	—	—	78-68	+10	53.7-44.6
EASTERN NM	44-29	+15	48.6-37.5	51-33	+18	58.3-35.3	—	—	—	95-62	+33	53.5-36.4
at Baylor	31-40	-9	41.9-41.4	33-39	-6	35.5-48.4	—	—	—	64-79	-15	38.7-45.0
NORTHERN ARIZONA	48-23	+25	52.8-30.0	36-31	+5	39.4-43.3	—	—	—	84-54	+30	46.4-36.7
vs. Virginia Tech												
LMU												
at San Francisco												
PEPPERDINE												
at Santa Clara												
SAINT MARY'S												
SAN DIEGO												
at Gonzaga												
at Portland												
at Pepperdine												
SANTA CLARA												
at San Diego												
SAN FRANCISCO												
PORTLAND												
UTAH STATE												
at Saint Mary's												
GONZAGA												
at LMU												
Season Totals	38.7-33.0	+5.7	46.0-41.7	37.9-35.8	+2.1	43.9-41.5	—	—	—	76.6-68.8	+7.8	44.9-41.6

2012-13 OFFENSIVE TRENDS (BYU-OPPONENT)

Opponent	Pts/Paint	Pts Off TO	2nd Chance Pts	Fastbreak Pts	Bench Pts	Big Run	Big Lead					
TENNESSEE STATE	40-18	+22	17-17	0	2-11	-9	18-2	+16	16-13	+3	9-0/7-0	19/5
GEORGIA STATE	42-24	+18	20-15	+5	7-8	-1	14-4	+10	7-6	+1	16-0/9-0	29/-
vs. Florida State	25-34	-9	15-20	-5	15-6	+9	15-4	+11	18-37	-19	12-0/13-0	-/27
vs. Notre Dame	28-30	-2	13-8	+5	19-4	+15	4-4	0	16-10	+6	7-0/12-0	7/10
UTSA	34-22	+12	15-9	+6	11-5	+6	12-2	+10	24-6	+18	8-0/7-0	23/2
CS NORTHBRIDGE	42-32	+10	14-13	+1	13-17	-4	16-0	+16	22-16	+6	12-0/8-0	12/4
vs. Montana	32-16	+16	26-7	+19	9-7	+2	4-0	+4	19-18	+1	12-0/6-0	25/-
at Iowa State	30-32	-2	13-21	-8	8-12	-4	4-4	0	25-19	+6	5-0/12-0	2/22
UTAH	18-22	-4	13-6	+7	9-8	+1	4-0	+4	26-23	+3	6-0/7-0	3/12
at Weber State	36-30	+6	14-18	-4	6-6	0	0-0	0	14-22	-8	8-0/9-0	15/2
EASTERN NM	45-22	+23	15-11	+4	11-12	-1	17-2	+15	43-28	+15	10-0/9-0	37/2
at Baylor	42-34	+8	16-14	+2	12-15	-3	0-4	-4	9-15	-6	9-0/12-0	11/23
NORTHERN ARIZONA	40-18	+22	18-6	+12	11-8	+3	15-6	+9	28-19	+9	18-0/12-0	38/2
vs. Virginia Tech												
LMU												
at San Francisco												
PEPPERDINE												
at Santa Clara												
SAINT MARY'S												
SAN DIEGO												
at Gonzaga												
at Portland												
at Pepperdine												
SANTA CLARA												
at San Diego												
SAN FRANCISCO												
PORTLAND												
UTAH STATE												
at Saint Mary's												
GONZAGA												
at LMU												
Season Totals	454-334	+120	209-165	+44	133-120	+13	123-32	+91	267-232	+35		
Times Led, Record (W/L/T)	8-1/1-3/0-0		7-2/1-2/1-0		4-2/4-2/1-0		8-1/0-1/1-2		8-2/1-2/0-0			
Under Rose (W/L/T)	126-19/58-37/10-2		150-21/37-35/7-2		120-19/62-36/12-3		138-27/37-19/19-12		113-28/75-29/6-1			



2012-13 WCC Standings (as of 12/27/12)

	Overall	Pct	WCC	Pct
No. 16 Gonzaga	11-1	.917	0-0	.000
Santa Clara	11-2	.846	0-0	.000
Saint Mary's	9-3	.750	0-0	.000
BYU	9-4	.692	0-0	.000
Pepperdine	7-5	.583	0-0	.000
Portland	7-7	.500	0-0	.000
San Francisco	6-6	.500	0-0	.000
Loyola Marymount	6-6	.500	0-0	.000
San Diego	6-8	.429	0-0	.000

WCC Players of the Week

Nov. 12	Kevin Foster, Santa Clara
Nov. 19	Johnny Dee, San Diego
Nov. 26	Elias Harris, Gonzaga
Dec. 3	Cole Dickerson, San Francisco
Dec. 10	Johnny Dee, San Diego
Dec. 17	Brandon Davies, BYU
Dec. 24	Marc Trasolini, Santa Clara

2012-13 WCC Preseason Poll

Team (First Place Votes)	Points
1. Gonzaga (7)	63
2. BYU (1)	55
3. Saint Mary's (1)	52
4. Loyola Marymount	37
5. San Diego	36
6. Santa Clara	35
7. San Francisco	19
8. Portland	15

2012-13 Preseason All-WCC Team

Player	School	Yr.	Pos.
Gary Bell, Jr.	Gonzaga	So.	G
Brandon Davies	BYU	Sr.	F
Johnny Dee	San Diego	So.	G
Matthew Dellavedova	Saint Mary's	Sr.	G
Sam Dower	Gonzaga	Jr.	C
Kevin Foster	Santa Clara	Sr.	G
Elias Harris	Gonzaga	Sr.	F
Stephen Holt	Saint Mary's	Jr.	G
Anthony Ireland	Loyola Marymount	Jr.	G
Kevin Pangos	Gonzaga	So.	G

TEAM	All	Conf
WCC Stats (12/27/12)		
Scoring Offense	4th	—
Scoring Defense	8th	—
Scoring Margin	4th	—
FT Percentage	2nd	—
FG Percentage	6th	—
FG Percentage Defense	6th	—
3FG Percentage	8th	—
3FG Percentage Defense	2nd	—
3-Point FG Made/Game	8th	—
Rebounding Offense	2nd	—
Rebounding Defense	9th	—
Rebounding Margin	4th	—
Blocked Shots	4th	—
Assists	2nd	—
Steals	3rd	—
Turnover Margin	3rd	—
Assist/Turnover Ratio	2nd	—
Offensive Rebounds	3rd	—
Defensive Rebounds	1st	—
Defensive Reb Pct	3rd	—
Offensive Reb Pct	6th	—
NCAA Stats (12/23/12)	Rank	Actual
Won-Lost Percentage	101	66.7
Scoring Offense	52	76.0
Scoring Defense	254	70.1
Scoring Margin	119	5.9
Field-Goal Percentage	120	44.8
Field-Goal Pct Defense	180	42.0
3-Point Field Goals/Game	229	5.6
3-Point Field-Goal Pct	238	31.0
3-Point FG Defense	160	32.8
Free-Throw Percentage	54	73.5
Rebound Margin	75	4.7
Assists Per Game	20	16.8
Assist Turnover Ratio	33	1.28
Blocked Shots Per Game	158	3.7
Steals Per Game	99	8.1
Turnovers Per Game	116	13.2
Turnover Margin	135	1.2
Personal Fouls Per Game	216	18.5

INDIVIDUAL	Top BYU player - All	Top BYU player - Conf
WCC (12/27/12)		
Scoring	Brandon Davies - 2nd	—
Rebounding	Brandon Davies - 3rd	—
FG Percentage	Brandon Davies - 7th	—
Assists	Matt Carlino - 9th	—
FT Percentage	Tyler Haws - 1st	—
Steals	Brandon Davies - 9th	—
3FG Percentage	—	—
3FG Made/Game	—	—
Blocked Shots	Brandon Davies - 3rd	—
Assist/TO Ratio	Matt Carlino - 9th	—
Offensive Rebounds	Brandon Davies - 5th	—
Defensive Rebounds	Brandon Davies - 3rd	—
Minutes Played	Tyler Haws - 7th	—
NCAA Stats (12/23/12)	BYU Player - Rank	Actual
Points Per Game	Brandon Davies - 23	19.8
	Tyler Haws - 24	19.7
Field Goal Percentage	Brandon Davies - 68	53.9
	Tyler Haws - 185	46.4
Free Throw Percentage	Tyler Haws - 4	95.0
Rebounds Per Game	Brandon Davies - 91	8.1
Assists Per Game	Matt Carlino - 171	3.9
Blocked Shots Per Game	Brandon Davies - 84	1.8
Assist/Turnover Ratio	Matt Carlino - 148	1.81
Double-Doubles	Brandon Davies - 73	3

BYU BASKETBALL
ROSTER AND CAREER HIGHS

No.	Name	Pos.	Ht.	Wt.	Yr.	Hometown (Previous School)	Pronunciations
0	Brandon Davies	F	6-9	235	Sr.	Provo, Utah (Provo HS)	AGUSTIN AMBROSINO AH-go-steen ahm-bro-SEE-no
1	Raul Delgado	G	6-2	195	Jr.	Chihuahua, Mexico (Western Neb. CC)	ANSON WINDER AN-sun WINE-der
2	Craig Cusick	G	6-2	185	Sr.	Orem, Utah (Utah)	BROCK ZYLSTRA ZIL-stra
3	Tyler Haws	G	6-5	200	So.	Alpine, Utah (Lone Peak HS)	MATT CARLINO car-LEE-no
5	Agustin Ambrosino	F	6-8	225	Jr.	Cordoba, Argentina (Salt Lake CC)	RAUL DELGADO rah-OOL del-GAH-doh
10	Matt Carlino	G	6-2	175	So.	Scottsdale, Ariz. (Bloomington South HS)	TERRY NASHIF NASH-if
12	Josh Sharp	F	6-7	185	So.	Highland, Utah (Utah)	IAN HARWARD HAR-word
13	Brock Zylstra	G	6-6	210	Sr.	La Verne, Calif. (Bonita HS)	ROBERT RAMOS RAY-mus
20	Anson Winder	G	6-3	195	So.	Las Vegas, Nev. (Bishop Gorman HS)	
23	Cory Calvert	G	6-3	185	Fr.	Parker, Colo. (Chaparral HS)	
30	Cooper Ainge	G	6-0	175	Fr.	Wellesley, Mass. (Wellesley HS)	
33	Nate Austin	F	6-10	230	So.	Alpine, Utah (Lone Peak HS)	
42	Ian Harward	C	6-11	215	Fr.	Orem, Utah (Orem HS)	

Head Coach: Dave Rose, 8th year (Houston, 1983)

Assistant Coaches: Terry Nashif (BYU, 2005); Tim LaComb (Utah, 2006); Mark Pope (Kentucky, 1996)

Director of Basketball Operations: Mike Hall (BYU, 2005)

Coordinator of Player Development: Garrett Faucette (BYU, 2008)

Team Trainer: Robert Ramos (BYU, 1995)

2012-13 SEASON AND CAREER HIGHS

#	Player	Points	Rebounds	Assists
0	Brandon Davies	Season: 33 at Weber State Career: same	17 at Baylor 22 vs. San Diego (11-12)	6 vs. Montana 6, three times, last vs. Montana (12-13)
1	Raul Delgado	Season: 11 vs. NAU Career: same	6 vs. ENMU same	3 vs. ENMU same
2	Craig Cusick	Season: 10 vs. FSU Career: 12 at Portland, vs. Marquette (11-12)	8 vs. UTSA same	6 vs. ENMU 8 vs. Weber State (11-12), vs. Iona (11-12)
3	Tyler Haws	Season: 32 vs. CSUN Career: same	9 vs. FSU 11, twice, last at UTEP (09-10)	5 vs. GSU, vs. FSU 6 vs. Idaho State (09-10)
5	Agustin Ambrosino	Season: 14 vs. ENMU Career: same	8 vs. ENMU same	2 vs. UTSA, vs. ENMU, vs. NAU same
10	Matt Carlino	Season: 19 vs. Utah Career: 30 at San Francisco (11-12)	5 vs. TSU 7 vs. Buffalo (11-12), at USD (11-12)	10 vs. TSU 11 vs. Buffalo (11-12)
12	Josh Sharp	Season: 13 vs. Montana Career: same	10 vs. Notre Dame same	1 vs. 5 times, last vs. NAU 3 vs. Longwood (11-12)
13	Brock Zylstra	Season: 14 vs. CSUN Career: 26 vs. Buffalo (11-12)	7 vs. CSUN 9 vs. Portland (11-12)	5 vs. CSUN 5 vs. UCSB (11-12), vs. CSUN (12-13)
20	Anson Winder	Season: 3 vs. Utah, vs. ENMU Career: 20 vs. Buffalo (11-12)	3 vs. NAU 6 at San Francisco (11-12)	3 vs. ENMU 9 vs. Northern Arizona (11-12)
23	Cory Calvert	Season: 10 vs. ENMU Career: same	2 vs. ENMU, at Baylor same	2 vs. FSU, vs. ENMU same
33	Nate Austin	Season: 8 at Iowa State, at Baylor Career: 15 vs. Weber State (11-12)	8 vs. FSU 10 at Gonzaga (11-12)	4 vs. ENMU same
42	Ian Harward	Season: 7 vs. Notre Dame Career: same	4 vs. Montana same	1 vs. Montana same

GEOGRAPHIC BREAKDOWN

Argentina	Agustin Ambrosino
Mexico	Raul Delgado
Arizona	Matt Carlino
California	Brock Zylstra
Colorado	Cory Calvert
Massachusetts	Cooper Ainge
Nevada	Anson Winder
Utah	Nate Austin, Brandon Davies, Craig Cusick, Ian Harward, Tyler Haws, Josh Sharp

CLASS BREAKDOWN

Seniors	Juniors	Sophomores	Freshmen
Craig Cusick Brandon Davies Brock Zylstra	Agustin Ambrosino Raul Delgado	Nate Austin Matt Carlino Tyler Haws Josh Sharp Anson Winder	Cooper Ainge* Cory Calvert Ian Harward
*Redshirting in 2012-13			

CAREER HIGHLIGHTS

- 194-58 overall record (second all-time at BYU in wins) for a BYU record .770 winning percentage
- With 185 victories through first seven seasons is fourth all-time for best career starts by wins in NCAA history
- With 159 victories through first six seasons is tied for third all-time for best career starts by wins in NCAA history
- Fourth among active coaches in career winning percentage, behind Roy Williams, Mark Few and John Calipari and ahead of Thad Matta and Mike Krzyzewski
- Four Mountain West Conference regular season titles, a BYU and MWC record
- Three-time MWC Coach of the Year (2006, 2007, 2011)
- Two-time USBWA District VIII Coach of the Year (2006, 2011)
- Naismith Coach of the Year Finalist in 2011
- Finalist for the Clair Bee Award in 2010
- Honorable Mention for National Coach of the Year by Scout.com (2006)
- Six-consecutive trips to the NCAA Tournament, a BYU record
- Six-consecutive 25-win seasons, a BYU record
- BYU basketball has 11 25-win seasons in its 110-year history and Rose has been the head coach of six of those teams
- Holds top two spots for wins in a season in BYU history with 32 in 2010-11 and 30 in 2009-10
- Only BYU coach to win at least 20 games in each of his first seven seasons
- Took BYU to the Sweet 16 in 2011 for the first time since 1981
- Coached Jimmer Fredette, the 2011 Consensus National Player of the Year (received the Wooden Award, Naismith Trophy, Oscar Robertson Trophy and other national awards)



Scan to view Rose's profile on BYUcougars.com



COACHING EXPERIENCE

- BYU Head Coach (2005-present)
- BYU Associate Head Coach (2000-2005)
- BYU Assistant Coach (1997-2000)
- Dixie State Head Coach (1990-1997)
- Dixie State Assistant Coach (1987-1990)
- Assistant coach at Pine View High School (1986-87)
- Head coach at Millard High School (1983-86)

SERVICE

- A member of the National Coaches vs. Cancer Council that includes Mike Krzyzewski (Duke), Roy Williams (North Carolina), Jim Boeheim (Syracuse) and Mike Brey (Notre Dame)
- Assisting with the Hope Lodge, a facility to be constructed in Salt Lake City to house families of cancer patients
- NABC Game Pillar Award for Service in 2008
- 63rd recipient of the Dale Rex Memorial Award
- Honorary Chair of the Children with Cancer Christmas Foundation
- Was the first coach in the state of Utah to participate in the American Cancer Society's nationwide Coaches vs. Cancer campaign
- Lobbied before Congress for more funding for cancer research in September 2010

EDUCATION

- Houston (1983, B.A.)

PLAYING CAREER

- Played baseball and basketball at Dixie State College
- Played for Houston from 1980-83 (played in 1980-81 and 82-83, redshirted in 1981-82)
- Co-Captain on the famous "Phi-Slamma Jamma" team that featured Hakeem (then Akeem) Olajuwon and Clyde Drexler
- Helped Houston achieve a No. 1 ranking and reach the national championship game in 1983

MISSION

- Manchester England (1977-79)

PERSONAL/FAMILY

- Wife: Cheryl
- Children: Daughter Chanell and husband Brock Reichner, son Garrett and wife Brooke, daughter Taylor
- Dave and Cheryl Rose have seven grandchildren

ROSE'S BYU COACHING LEDGER

Season	Overall	Pct.	Home	Pct.	Away	Pct.	Neutral	Pct.	Conf.	Pct.	Tourney	NCAA/NIT
05-06	20-9	.690	14-1	.933	5-7	.417	1-2	.500	12-4	.750	0-1	0-1 NIT
06-07	25-9	.735	17-0	1.000	6-7	.462	2-2	.500	13-3	.813	2-1	0-1 NCAA
07-08	27-8	.771	16-0	1.000	9-3	.615	3-3	.500	14-2	.875	2-1	0-1 NCAA
08-09	25-8	.758	14-2	.875	8-5	.750	2-3	.400	12-4	.750	1-1	0-1 NCAA
09-10	30-6	.833	15-1	.938	10-4	.714	5-1	.833	13-3	.813	1-1	1-1 NCAA
10-11	32-5	.865	13-1	.929	10-1	.909	9-3	.750	14-2	.875	2-1	2-1 NCAA
11-12	26-9	.743	13-3	.813	8-3	.727	5-3	.625	12-4	.750	1-1	1-1 NCAA
12-13	9-4	.692	7-0	1.000	1-2	.333	1-2	.333	0-0	.000	0-0	—
Totals	194-58	.770	109-8	.932	57-32	.640	28-18	.609	90-22	.804	9-7	4-7

TOP CAREER START BASED ON CURRENT NUMBER OF YEARS (THROUGH 2011-12)

Coach, School	Yrs.	W	L	Pct.
Steve Prohm, Murray State	1	31	2	.939
Andy Toole, Robert Morris	2	44	25	.638
Shaka Smart, VCU	3	84	28	.750
John Groce, Illinois	4	85	56	.603
Brad Stevens, Butler	5	139	40	.777
Anthony Grant, Alabama	6	139	64	.685
Dave Rose, BYU	7	185	54	.774
Sean Miller, Arizona	8	189	82	.697
Jamie Dixon, Pittsburgh	9	238	77	.756
Mike Anderson, Arkansas	10	218	112	.661
Randy Bennett, Saint Mary's	11	235	118	.666
Thad Matta, Ohio State	12	323	96	.771
Mark Few, Gonzaga	13	342	90	.792
Bruce Weber, Kansas State	14	313	155	.669
Mark Gottfried, NC State	15	303	167	.645

BEST CAREER STARTS BY WINS, 7 SEASONS

Coach, School	Date	W	L	Pct.
Mark Few, Gonzaga	2000-06	188	41	.821
Jamie Dixon, Pittsburgh	2004-10	188	54	.777
Everett Case, NC State	1947-53	187	45	.806
Dave Rose, BYU	2006-12	185	54	.774
Roy Williams, Kansas	1989-95	184	51	.783
Thad Matta, Butler, Xavier, OSU	2001-07	183	53	.775
Larry Brown, UCLA & Kansas	1980-81, 84-88	172	60	.741

ROSE'S MILESTONE VICTORIES

Win	Date	Opponent	Score	Record
25	12/06/06	San Jose State	81-69	25-11 (.694)
50	11/23/07	vs. No. 6 Louisville	78-76	50-18 (.735)
75	11/20/08	North Florida	74-41	75-26 (.743)
100	11/20/09	at Hawaii	83-65	100-34 (.746)
125	03/06/10	at TCU	107-77	125-38 (.767)
150	02/09/11	at Air Force	90-52	150-42 (.781)
175	01/16/12	at San Diego	82-63	175-49 (.781)



0 — BRANDON DAVIES

6-9 • 235 • SENIOR • FORWARD • PROVO, UTAH (PROVO HS)

2012-13 SEASON — PPG: 20.3 RPG: 8.2 APG: 2.5 SPG: 1.5 BPG: 1.7 FG%: .565 3FG%: .375 FT%: .697

Last Time Out

- Recorded his second-straight double-double against Northern Arizona with 27 points and 10 rebounds

Scan for Davies' bio on BYUcougars.com



In 2012-13

- Has scored in double figures in all 13 games and shot .500 or better in 8 of 13 games
- Has four double-doubles this season
- Totaled 26 points, 17 rebounds, 3 assists, 1 blocks and 3 steals at Baylor ... hit 11 of 15 from the free throw line
- Posted a career-high 33 points, including 18 in the first half, against Weber State
- Has dished out 3 or more assists eight different times this season
- Scored 21 points and added 10 rebounds, 6 assists, 2 blocks and 4 steals vs. Montana
- Scored 22 points on 10 of 14 shooting from the field and 8 of 10 from the free throw line and added 9 boards, 3 assists, 3 blocks and 2 steals vs. Georgia State
- Named to the Wooden Award Preseason Top 50 list, the Lute Olson Preseason All-America team and the preseason All-WCC Team

Other

- Mother is Linda Kathleen Davies and has one brother and one sister
- Played for Craig Drury at Provo High School where he helped lead the Bulldogs to state titles as a sophomore and junior and a second-place finish as a senior

2012-13 SEASON HIGHS

PTS	33, Weber State – 12/15/12
1st H	18, WSU – 12/15/12, NAU 12/27/12
2nd H	17, at Baylor – 12/21/12
REB	17, at Baylor – 12/21/12
AST	6, vs. Montana – 11/28/12
STL	4, vs. Montana – 11/28/12
BLK	4, Tennessee State – 11/9/12
FGM	14, Weber State – 12/15/12
FGA	19, at Baylor – 12/21/12
3PM	1, 3 times, last at Baylor – 12/21/12
3PA	2, twice, last at Baylor – 12/21/12
FTM	11, at Baylor – 12/21/12
FTA	17, vs. Montana – 11/28/12

CAREER HIGHS

PTS	33, Weber State – 12/15/12
REB	22, San Diego – 12/31/11
AST	6, 3 times, last vs. Montana – 11/28/12
STL	8, at Portland – 2/4/12
BLK	4, Tennessee State – 11/9/12
FGM	14, Weber State - 12/15/12
FGA	19, at Baylor – 12/21/12
3PM	1, four times, last at Baylor – 12/21/12
3PA	2, twice, last at Baylor – 12/21/12
FTM	15, at Pepperdine – 1/21/12
FTA	18, at Pepperdine – 1/21/12

MISCELLANEOUS

	12-13	Career
Double-Figure PTS	13 (9-4)	67 (53-14)
20-plus Pts	7 (5-2)	18 (14-4)
Double-Figure REB	4 (3-1)	17 (13-4)
Double-Doubles	4 (3-1)	17 (13-4)
3-plus STL	3 (2-1)	10 (6-4)
3-plus BLK	3 (3-0)	6 (6-0)
3-plus 3-point FG	0 (0-0)	0 (0-0)
Scoring Leader	7 (5-2)	19 (12-7)
Rebound Leader	9 (7-2)	39 (29-10)
Assist Leader	3 (1-2)	8 (6-2)

2012-13 GAME-BY-GAME

Opponent	Date	GS	Min	FG	FGA	Pct	3FG	FGA	Pct	FT	FTA	Pct	Off	Def	TR	Avg	Pf	FO	A	TO	Blk	Stl	Pts	Avg
TENNESSEE STATE	11/09/12	*	31	7	9	.778	0	0	.000	2	4	.500	0	7	7	7.0	4	0	3	5	4	2	16	16.0
GEORGIA STATE	11/13/12	*	29	10	14	.714	0	0	.000	8	10	.800	2	7	9	8.0	3	0	3	3	3	2	28	22.0
vs. Florida State	11/16/12	*	21	6	11	.545	1	1	1.000	6	8	.750	2	3	5	7.0	4	0	1	3	2	0	19	21.0
vs. Notre Dame	11/17/12	*	18	4	11	.364	0	0	.000	4	7	.571	2	3	5	6.5	4	0	3	2	0	0	12	18.8
UTSA	11/21/12	*	26	7	13	.538	0	0	.000	8	8	1.000	3	7	10	7.2	3	0	3	6	1	0	22	19.4
CS NORTHBRIDGE	11/24/12	*	29	5	10	.500	0	0	.000	2	2	1.000	1	7	8	7.3	3	0	3	1	1	1	12	18.2
vs. Montana	11/28/12	*	33	6	13	.462	0	1	1.000	9	17	.529	3	7	10	7.7	0	0	6	1	2	4	21	18.6
at Iowa State	12/01/12	*	30	7	17	.412	0	2	.000	6	10	.600	3	3	6	7.5	4	0	3	3	1	2	20	18.8
UTAH	12/08/12	*	33	4	10	.400	0	0	.000	3	6	.500	4	2	6	7.3	3	0	0	3	3	2	11	17.9
at Weber State	12/15/12	*	36	14	17	.824	0	0	.000	5	6	.833	2	6	8	7.4	2	0	1	3	1	0	33	19.4
EASTERN NM	12/18/12	*	21	6	10	.600	1	1	1.000	4	5	.800	1	5	6	7.3	1	0	3	0	2	1	17	19.2
at Baylor	12/21/12	*	36	7	19	.368	1	2	.500	11	15	.733	5	12	17	8.1	3	0	3	4	1	3	26	19.8
NORTHERN ARIZONA	12/27/12	*	26	13	16	.813	0	1	.000	1	1	1.000	1	9	10	8.2	2	0	1	2	1	3	27	20.3
vs. Virginia Tech	12/29/12																							
LMU	01/03/13																							
at San Francisco	01/05/13																							
PEPPERDINE	01/10/13																							
at Santa Clara	01/12/13																							
SAINT MARY'S	01/16/13																							
SAN DIEGO	01/19/13																							
at Gonzaga	01/24/13																							
at Portland	01/26/13																							
at Pepperdine	01/31/13																							
SANTA CLARA	02/02/13																							
at San Diego	02/07/13																							
SAN FRANCISCO	02/09/13																							
PORTLAND	02/16/13																							
UTAH STATE	02/19/13																							
at Saint Mary's	02/21/13																							
GONZAGA	02/28/13																							
at LMU	03/02/13																							
Totals			13	369	96	170	.565	3	8	.375	69	99	.697	29	78	107	8.2	36	0	33	36	22	264	20.3

CAREER STATISTICS (ALL GAMES)

Year	GP	GS	Min	Avg	FG	FGA	Pct	3FG	FGA	Pct	FT	FTA	Pct	Off	Def	TR	Avg	Pf	FO	A	TO	Blk	Stl	Pts	Avg
2009-10	35	1	474	13.5	69	128	.539	0	1	.000	50	88	.568	30	74	104	3.0	91	1	9	47	14	13	188	5.4
2010-11	29	26	721	24.9	115	219	.525	0	0	.000	93	138	.674	63	117	180	6.2	90	4	43	44	27	20	323	11.1
2011-12	35	35	1002	28.6	196	380	.516	1	3	.333	139	210	.662	79	190	269	7.7	114	4	73	100	47	51	532	15.2
2012-13	13	13	369	28.4	96	170	.565	3	8	.375	69	99	.697	29	78	107	8.2	36	0	33	36	22	20	264	20.3
TOTAL	112	75	2566	22.9	476	897	.531	4	12	.333	351	535	.656	201	459	660	5.9	331	9	158	227	110	104	1307	11.7

CAREER STATISTICS (CONFERENCE GAMES)

Year	GP	GS	Min	Avg	FG	FGA	Pct	3FG	FGA	Pct	FT	FTA	Pct	Off	Def	TR	Avg	Pf	FO	A	TO	Blk	Stl	Pts	Avg
2009-10	15	0	187	12.5	29	63	.460	0	1	.000	22	41	.537	13	35	48	3.2	35	0	3	21	5	6	80	5.3
2010-11	14	14	395	28.2	54	111	.486	0	0	.000	51	74	.689	30	72	102	7.3	46	2	29	25	16	13	159	11.4
2011-12	16	16	491	30.7	103	191	.539	0	0	.000	82	121	.678	37	92	129	8.1	54	2	35	55	25	29	288	18.0
TOTAL	45	30	1073	23.8	186	365	.510	0	1	.000	155	236	.657	80	199	279	6.2	135	4	67	101	46	48	527	11.7



1 — RAUL DELGADO 6-2 • 195 • JUNIOR • GUARD • CHIHUAHUA, MEXICO (WESTERN NEBRASKA CC)

2012-13 SEASON — PPG: 3.0 RPG: 1.5 APG: 1.0 SPG: 0.7 BPG: 0.2 FG%: .382 3FG%: .313 FT%: .667

Last Time Out

- Scored a career-high 11 points against NAU while hitting 3 3-pointers, also a career high, and adding 2 blocks

Scan for Delgado's bio on BYUcougars.com



In 2012-13

- Scored a career-best points in back-to-back games against Baylor and Northern Arizona with 7 and 11 points, respectively
- Scored 4 points and added 6 rebounds, 3 assists and 2 steals in 16 minutes against Eastern New Mexico
- Played 12 minutes and contributed 2 points, 2 rebounds, 2 assists and 2 steals against Weber State
- Scored a career-high 5 points and hit his first career three vs. Montana

Before BYU

- Played two seasons at Western Nebraska Community College for Russell Beck and was a team captain
- As a sophomore in 2011-12 led WNCC to a 26-7 record, averaged 18.3 points, 3.2 rebounds and 1.8 steals per game while shooting .485 from the field, .433 from three and .768 from the free throw line

Other

- Parents are Luis Raul Delgado Torres and Maria de Los Angeles Cruz Muños and has one sister
- Lived with his adoptive family, David and Cheri Erikson and their five children, when he came to the United States

2012-13 SEASON HIGHS

PTS	11, NAU - 12/27/12
1st H	3, 3 times, last vs. NAU - 12/27/12
2nd H	8, NAU - 12/27/12
REB	6, ENMU - 12/18/12
AST	3, ENMU - 12/18/12
STL	2, twice, last vs. ENMU - 12/18/12
BLK	2, NAU - 12/27/12
FGM	4, NAU - 12/27/12
FGA	7, NAU - 12/27/12
3PM	3, NAU - 12/27/12
3PA	5, NAU - 12/27/12
FTM	2, at Baylor - 12/21/12
FTA	2, at Baylor - 12/21/12

MISCELLANEOUS

	12-13	Career
Double-Figure PTS	1 (1-0)	1 (1-0)
20-plus Pts	0 (0-0)	0 (0-0)
Double-Figure REB	0 (0-0)	0 (0-0)
Double-Doubles	0 (0-0)	0 (0-0)
3-plus STL	0 (0-0)	0 (0-0)
3-plus BLK	0 (0-0)	0 (0-0)
3-plus 3-point FG	1 (1-0)	0 (0-0)
Scoring Leader	0 (0-0)	0 (0-0)
Rebound Leader	0 (0-0)	0 (0-0)
Assist Leader	0 (0-0)	0 (0-0)

2012-13 GAME-BY-GAME

Opponent	Date	GS	Min	FG	FGA	Pct	3FG	FGA	Pct	FT	FTA	Pct	Off	Def	TR	Avg	PF	FO	A	TO	Blk	Stl	Pts	Avg	
TENNESSEE STATE	11/09/12		5	0	0	.000	0	0	.000	0	0	.000	0	0	0	0.0	0	0	0	0	0	1	0	0.0	
GEORGIA STATE	11/13/12		10	0	1	.000	0	1	.000	0	0	.000	1	3	4	2.0	2	0	1	0	0	0	0	0.0	
vs. Florida State	11/16/12		7	0	2	.000	0	1	.000	0	0	.000	0	0	0	1.3	1	0	1	0	0	0	0	0.0	
vs. Notre Dame	11/17/12																								
UTSA	11/21/12		6	1	3	.333	0	0	.000	0	0	.000	0	0	0	1.0	1	0	1	0	0	0	2	0.5	
CS NORTHBRIDGE	11/24/12																								
vs. Montana	11/28/12		10	2	3	.667	1	2	.500	0	0	.000	0	0	0	0.8	2	0	1	0	0	1	5	1.4	
at Iowa State	12/01/12		10	1	4	.250	0	1	.000	0	0	.000	1	1	2	1.0	1	0	0	1	0	0	2	1.5	
UTAH	12/08/12		1	0	1	.000	0	1	.000	0	0	.000	1	0	1	1.0	0	0	0	0	0	0	0	1.3	
at Weber State	12/15/12		12	1	2	.500	0	1	.000	0	0	.000	0	2	2	1.1	2	0	2	0	0	2	2	1.4	
EASTERN NM	12/18/12		16	2	6	.333	0	2	.000	0	1	.000	1	5	6	1.7	3	0	3	3	0	2	4	1.7	
at Baylor	12/21/12		17	2	5	.400	1	2	.500	2	2	1.000	0	2	2	1.7	2	0	0	0	0	0	7	2.2	
NORTHERN ARIZONA	12/27/12		17	4	7	.571	3	5	.600	0	0	.000	0	0	0	1.5	0	0	2	0	2	1	11	3.0	
vs. Virginia Tech	12/29/12																								
LMU	01/03/13																								
at San Francisco	01/05/13																								
PEPPERDINE	01/10/13																								
at Santa Clara	01/12/13																								
SAINT MARY'S	01/16/13																								
SAN DIEGO	01/19/13																								
at Gonzaga	01/24/13																								
at Portland	01/26/13																								
at Pepperdine	01/31/13																								
SANTA CLARA	02/02/13																								
at San Diego	02/07/13																								
SAN FRANCISCO	02/09/13																								
PORTLAND	02/16/13																								
UTAH STATE	02/19/13																								
at Saint Mary's	02/21/13																								
GONZAGA	02/28/13																								
at LMU	03/02/13																								
Totals			0	111	13	34	.382	5	16	.313	2	3	.667	4	13	17	1.5	14	0	11	4	2	7	33	3.0

CAREER STATISTICS (ALL GAMES)

Year	GP	GS	Min	Avg	FG	FGA	Pct	3FG	FGA	Pct	FT	FTA	Pct	Off	Def	TR	Avg	PF	FO	A	TO	Blk	Stl	Pts	Avg
2012-13	11	0	111	10.1	13	34	.382	5	16	.313	2	3	.667	4	13	17	1.5	14	0	11	4	2	7	33	3.0
TOTAL	11	0	111	10.1	13	34	.382	5	16	.313	2	3	.667	4	13	17	1.5	14	0	11	4	2	7	33	3.0

CAREER STATISTICS (CONFERENCE GAMES)

Year	GP	GS	Min	Avg	FG	FGA	Pct	3FG	FGA	Pct	FT	FTA	Pct	Off	Def	TR	Avg	PF	FO	A	TO	Blk	Stl	Pts	Avg
2012-13	0	0	0	0.0	0	0	.000	0	0	.000	0	0	.000	0	0	0	0.0	0	0	0	0	0	0	0	0.0
TOTAL	0	0	0	0.0	0	0	.000	0	0	.000	0	0	.000	0	0	0	0.0	0	0	0	0	0	0	0	0.0



2 — CRAIG CUSICK

6-2 • 185 • SENIOR • GUARD • OREM, UTAH (UTAH)

2012-13 SEASON — PPG: 4.6 RPG: 3.0 APG: 2.5 SPG: 1.2 BPG: 0.0 FG%: .339 3FG%: .325 FT%: .636

Last Time Out

- Played 13 minutes against Northern Arizona and contributed 2 rebounds and 2 steals

Scan for Cusick's bio on BYUcougars.com



In 2012-13

- Has hit a three in 9 of 13 games, and posted 2-plus assists in 11 of 13 games this season
- Contributed a season-high 6 assists, 8 points, 5 rebounds and 2 steals against Eastern New Mexico
- Totaled 6 points, 3 rebounds, 2 assists and 3 steals vs. Montana
- Posted 7 points on 3 of 3 shooting, a career-high 8 rebounds, 4 assists and 1 steal vs. UTSA
- Scored 10 points and added 2 rebounds and 3 assists vs. Florida State
- Scored 6 points and added 4 rebounds and 4 assists against Tennessee State

In 2011-12

- Named Academic All-WCC and to the NABC Honors Court and received Silver Honors on the WCC Commissioner's Honor Roll
- Posted season highs of 12 points, 4 rebounds, 8 assists and 4 steals

Other

- Parents are Randy and Debbie Cusick
- Wife's name is Sadie

2012-13 SEASON HIGHS

PTS	10, vs. Florida State – 11/16/12
1st H	5 vs. Utah - 12/8/12
2nd H	10, vs. Florida State – 11/16/12
REB	8, vs. UTSA – 11/21/12
AST	6, ENMU - 12/18/12
STL	3, vs. Montana – 11/28/12
BLK	—
FGM	3, twice, last UTSA – 11/21/12
FGA	11, vs. Florida State – 11/16/12
3PM	2, 3 times, last vs. Utah – 12/8/12
3PA	7, vs. Florida State – 11/16/12
FTM	2, 3 times, last vs. Utah – 12/8/12
FTA	5, Tennessee State – 11/9/12

CAREER HIGHS

PTS	12, twice, last vs. Marquette – 3/15/12
REB	8, vs. UTSA – 11/21/12
AST	8, 2 times, last vs. Iona – 3/13/12
STL	4, at Portland – 2/4/12
BLK	—
FGM	4, at Portland – 2/4/12
FGA	11, vs. Florida State – 11/16/12
3PM	3, twice, last vs. Marquette – 3/15/12
3PA	7, vs. Florida State – 11/16/12
FTM	4, twice, last at Pepperdine – 1/21/12
FTA	6, at Pepperdine – 1/21/12

MISCELLANEOUS

	12-13	Career
Double-Figure PTS	1 (0-1)	4 (2-2)
20-plus Pts	0 (0-0)	0 (0-0)
Double-Figure REB	0 (0-0)	0 (0-0)
Double-Doubles	0 (0-0)	0 (0-0)
3-plus STL	1 (1-0)	2 (2-0)
3-plus BLK	0 (0-0)	0 (0-0)
3-plus 3-point FG	0 (0-0)	2 (1-1)
Scoring Leader	0 (0-0)	0 (0-0)
Rebound Leader	0 (0-0)	0 (0-0)
Assist Leader	3 (2-1)	9 (5-4)

2012-13 GAME-BY-GAME

Opponent	Date	GS	Min	FG	FGA	Pct	3FG	FGA	Pct	FT	FTA	Pct	Off	Def	TR	Avg	PF	FO	A	TO	Blk	Stl	Pts	Avg	
TENNESSEE STATE	11/09/12		22	2	4	.500	1	1	1.000	1	5	.200	0	4	4	4.0	0	0	4	3	0	0	6	6.0	
GEORGIA STATE	11/13/12		23	1	5	.200	1	4	.250	0	0	.000	0	1	1	2.5	1	0	2	1	0	2	3	4.5	
vs. Florida State	11/16/12		30	3	11	.273	2	7	.286	2	2	1.000	1	1	2	2.3	3	0	3	0	0	1	10	6.3	
vs. Notre Dame	11/17/12		13	1	3	.333	1	2	.500	2	2	1.000	0	1	1	2.0	2	0	2	1	0	0	5	6.0	
UTSA	11/21/12		29	3	3	1.000	1	1	1.000	0	0	.000	0	8	8	3.2	1	0	4	3	0	1	7	6.2	
CS NORTHBRIDGE	11/24/12	*	33	2	6	.333	1	4	.250	0	0	.000	1	2	3	3.2	0	0	2	2	0	1	5	6.0	
vs. Montana	11/28/12	*	27	2	6	.333	2	5	.400	0	0	.000	0	3	3	3.1	3	0	2	0	0	3	6	6.0	
at Iowa State	12/01/12	*	22	0	1	.000	0	1	.000	0	0	.000	0	3	3	3.1	1	0	3	1	0	1	0	5.3	
UTAH	12/08/12	*	29	2	6	.333	2	5	.400	2	2	1.000	0	0	0	2.8	2	0	2	2	0	2	8	5.6	
at Weber State	12/15/12	*	23	1	3	.333	0	1	.000	0	0	.000	0	4	4	2.9	3	0	1	0	0	0	2	5.2	
EASTERN NM	12/18/12	*	21	3	5	.600	2	4	.500	0	0	.000	0	5	5	3.1	1	0	6	1	0	2	8	5.5	
at Baylor	12/21/12	*	22	0	3	.000	0	2	.000	0	0	.000	1	2	3	3.1	1	0	2	4	0	1	0	5.0	
NORTHERN ARIZONA	12/27/12		13	0	3	.000	0	3	.000	0	0	.000	0	2	2	3.0	2	0	0	1	0	2	0	4.6	
vs. Virginia Tech	12/29/12																								
LMU	01/03/13																								
at San Francisco	01/05/13																								
PEPPERDINE	01/10/13																								
at Santa Clara	01/12/13																								
SAINT MARY'S	01/16/13																								
SAN DIEGO	01/19/13																								
at Gonzaga	01/24/13																								
at Portland	01/26/13																								
at Pepperdine	01/31/13																								
SANTA CLARA	02/02/13																								
at San Diego	02/07/13																								
SAN FRANCISCO	02/09/13																								
PORTLAND	02/16/13																								
UTAH STATE	02/19/13																								
at Saint Mary's	02/21/13																								
GONZAGA	02/28/13																								
at LMU	03/02/13																								
Totals			7	307	20	59	.339	13	40	.325	7	11	.636	3	36	39	3.0	20	0	33	19	0	16	60	4.6

CAREER STATISTICS (ALL GAMES)

Year	GP	GS	Min	Avg	FG	FGA	Pct	3FG	FGA	Pct	FT	FTA	Pct	Off	Def	TR	Avg	PF	FO	A	TO	Blk	Stl	Pts	Avg
2011-12	35	3	588	16.8	33	89	.371	22	58	.379	22	34	.647	5	47	52	1.5	39	0	74	25	0	29	110	3.1
2012-13	13	7	307	23.6	20	59	.339	13	40	.325	7	11	.636	3	36	39	3.0	20	0	33	19	0	16	60	4.6
TOTAL	48	10	895	18.6	53	148	.358	35	98	.357	29	45	.644	8	83	91	1.9	59	0	107	44	0	45	170	3.5

CAREER STATISTICS (CONFERENCE GAMES)

Year	GP	GS	Min	Avg	FG	FGA	Pct	3FG	FGA	Pct	FT	FTA	Pct	Off	Def	TR	Avg	PF	FO	A	TO	Blk	Stl	Pts	Avg
2011-12	16	0	286	17.9	18	49	.367	14	30	.467	10	16	.625	4	21	25	1.6	17	0	29	12	0	17	60	3.8
TOTAL	16	0	286	17.9	18	49	.367	14	30	.467	10	16	.625	4	21	25	1.6	17	0	29	12	0	17	60	3.8



3 — TYLER HAWS

6-5 • 200 • SOPHOMORE • GUARD • ALPINE, UTAH (LONE PEAK HS)

2012-13 SEASON — PPG: 19.3 RPG: 5.3 APG: 2.8 SPG: 1.4 BPG: 0.2 FG%: .466 3FG%: .356 FT%: .952

Last Time Out

- Had 15 points, 4 rebounds, 4 assists and 2 steals against Northern Arizona

Scan for Cusick's bio on BYUcougars.com



In 2012-13

- Has scored 20-plus points in 7 of 13 games this season and scored in double figures in 12 of 13 games
- Has shot a perfect 100 percent from the free throw line 8 times this season
- Scored a career-high 32 points and hit a career-best 12 of 12 from the free throw line vs. CSUN
- Named to the Acura Coaches vs. Cancer Classic All-Tournament Team
- Totaled team highs of 21 points and 4 assists against Notre Dame and added 8 rebounds and 2 steals
- Posted a near double-double with 23 points, 9 rebounds, 5 steals, 1 block and 3 steals vs. Florida State

In 2009-10

- Named to All-MWC Third Team, Academic All-MWC and HoopTV Las Vegas Classic All-Tournament Team
- Averaged 11.3 points and 4.2 rebounds and shot .498 from the field, .368 from three and .917 from the free throw line

Other

- Named 5A state MVP as a junior and senior by the Salt Lake Tribune and as a sophomore by the Deseret News
- Led Lone Peak to state titles as a sophomore and junior and a second-place finish as a senior

2012-13 SEASON HIGHS

PTS	32, vs. CSUN – 11/24/12
1st H	17, vs. CSUN – 11/24/12
2nd H	17, vs. Notre Dame – 11/17/12
REB	9, vs. Florida State – 11/16/12
AST	5, GSU – 11/13/12, vs. FSU – 11/16/12
STL	3, vs. Florida State – 11/16/12
BLK	1, 3 times, last vs. WSU – 12/15/12
FGM	10, vs. Florida State – 11/16/12
FGA	20, twice, last vs. UND – 11/17/12
3PM	4, Georgia State – 11/13/12
3PA	6, Georgia State – 11/13/12
FTM	12, vs. CSUN – 11/24/12
FTA	12, vs. CSUN – 11/24/12

CAREER HIGHS

PTS	32, vs. CSUN – 11/24/12
REB	11, twice, last, at UTEP – 1/9/10
AST	6, Idaho State – 11/17/09
STL	4, Air Force – 2/13/10
BLK	2, Idaho State – 11/17/09
FGM	10, vs. Florida State – 11/16/12
FGA	20, twice, last vs. UND – 11/17/12
3PM	4, Wyoming – 1/20/10, GSU – 11/13/12
3PA	8, New Mexico – 2/27/10
FTM	12, vs. CSUN – 11/24/12
FTA	12, vs. CSUN – 11/24/12

MISCELLANEOUS

	12-13	Career
Double-Figure PTS	12 (10-2)	32 (28-4)
20-plus Pts	7 (5-2)	11 (9-2)
Double-Figure REB	0 (0-0)	2 (2-0)
Double-Doubles	0 (0-0)	2 (2-0)
3-plus STL	1 (0-1)	3 (2-1)
3-plus BLK	0 (0-0)	0 (0-0)
3-plus 3-point FG	2 (2-0)	6 (5-1)
Scoring Leader	5 (3-2)	10 (8-2)
Rebound Leader	1 (0-1)	9 (7-2)
Assist Leader	5 (1-4)	7 (3-4)

2012-13 GAME-BY-GAME

Opponent	Date	GS	Min	FG	FGA	Pct	3FG	FGA	Pct	FT	FTA	Pct	Off	Def	TR	Avg	PF	FO	A	TO	Blk	Stl	Pts	Avg	
TENNESSEE STATE	11/09/12	*	30	7	15	.467	0	2	.000	8	9	.889	0	4	4	4.0	1	0	1	1	0	0	22	22.0	
GEORGIA STATE	11/13/12	*	32	8	12	.667	4	6	.667	2	2	1.000	1	6	7	5.5	0	0	5	4	0	2	22	22.0	
vs. Florida State	11/16/12	*	35	10	20	.500	1	4	.250	2	2	1.000	6	3	9	6.7	3	0	5	3	1	3	23	22.3	
vs. Notre Dame	11/17/12	*	40	8	20	.400	0	2	.000	5	6	.833	2	6	8	7.0	2	0	4	2	0	2	21	22.0	
UTSA	11/21/12	*	35	8	16	.500	2	4	.500	2	2	1.000	2	4	6	6.8	1	0	3	3	0	0	20	21.6	
CS NORTHRIDGE	11/24/12	*	33	9	17	.529	2	4	.500	12	12	1.000	3	3	6	6.7	2	0	1	2	0	0	32	23.3	
vs. Montana	11/28/12	*	31	6	12	.500	1	4	.250	5	6	.833	0	2	2	6.0	0	0	3	3	1	1	18	22.6	
at Iowa State	12/01/12	*	29	4	13	.308	1	4	.250	0	0	.000	1	1	2	5.5	2	0	3	5	0	2	9	20.9	
UTAH	12/08/12	*	34	2	10	.200	0	3	.000	10	10	1.000	2	4	6	5.6	2	0	1	1	0	1	14	20.1	
at Weber State	12/15/12	*	38	6	15	.400	1	2	.500	10	10	1.000	2	4	6	5.6	2	0	3	1	1	2	23	20.4	
EASTERN NM	12/18/12	*	26	9	15	.600	1	4	.250	0	0	.000	1	4	5	5.5	0	0	1	2	0	2	19	20.3	
at Baylor	12/21/12	*	33	6	14	.429	0	2	.000	1	1	1.000	1	3	4	5.4	2	0	3	2	0	1	13	19.7	
NORTHERN ARIZONA	12/27/12	*	25	5	10	.500	3	4	.750	2	2	1.000	3	1	4	5.3	1	0	4	3	0	2	15	19.3	
vs. Virginia Tech	12/29/12																								
LMU	01/03/13																								
at San Francisco	01/05/13																								
PEPPERDINE	01/10/13																								
at Santa Clara	01/12/13																								
SAINT MARY'S	01/16/13																								
SAN DIEGO	01/19/13																								
at Gonzaga	01/24/13																								
at Portland	01/26/13																								
at Pepperdine	01/31/13																								
SANTA CLARA	02/02/13																								
at San Diego	02/07/13																								
SAN FRANCISCO	02/09/13																								
PORTLAND	02/16/13																								
UTAH STATE	02/19/13																								
at Saint Mary's	02/21/13																								
GONZAGA	02/28/13																								
at LMU	03/02/13																								
Totals			13	421	88	189	.466	16	45	.356	59	62	.952	24	45	69	5.3	18	0	37	32	3	18	251	19.3

CAREER STATISTICS (ALL GAMES)

Year	GP	GS	Min	Avg	FG	FGA	Pct	3FG	FGA	Pct	FT	FTA	Pct	Off	Def	TR	Avg	PF	FO	A	TO	Blk	Stl	Pts	Avg
2009-10	35	33	924	26.4	131	263	.498	25	68	.368	110	120	.917	49	97	146	4.2	53	0	54	41	5	26	397	11.3
2012-13	13	13	421	32.4	88	189	.466	16	45	.356	59	62	.952	24	45	69	5.3	18	0	37	32	3	18	251	19.3
TOTAL	48	46	1345	28.0	219	452	.485	41	113	.363	169	182	.929	73	142	215	4.5	71	0	91	73	8	44	648	13.5

CAREER STATISTICS (CONFERENCE GAMES)

Year	GP	GS	Min	Avg	FG	FGA	Pct	3FG	FGA	Pct	FT	FTA	Pct	Off	Def	TR	Avg	PF	FO	A	TO	Blk	Stl	Pts	Avg
2009-10	16	16	424	26.5	57	129	.442	14	37	.378	51	55	.927	24	40	64	4.0	18	0	28	18	2	13	179	11.2
TOTAL	16	16	424	26.5	57	129	.442	14	37	.378	51	55	.927	24	40	64	4.0	18	0	28	18	2	13	179	11.2



5 — AGUSTIN AMBROSINO 6-8 • 225 • JUNIOR • FORWARD • CORDOBA, ARGENTINA (SALT LAKE CC)

2012-13 SEASON — PPG: 3.3 RPG: 1.9 APG: 0.6 SPG: 0.2 BPG: 0.2 FG%: .429 3FG%: .333 FT%: .250

Last Time Out

- Scored 8 points, going 2 for 6 from the 3-point line, while grabbing 4 rebounds against Northern Arizona

Scan for Ambrosino's bio on BYUcougars.com



In 2012-13

- Contributed career highs against Eastern New Mexico with 14 points and 8 rebounds
- Hit 2 of 2 from three for 6 points against Montana
- Posted career highs of 6 points, 2 made threes, 3 rebounds and 2 assists vs. UTSA
- Post 3 points in his BYU debut vs. Tennessee State

Before BYU

- Played at Salt Lake Community College for Todd Phillips in 2011-12
- Averaged 9.6 points and 5.3 rebounds while shooting .498 from the field, .438 from three and .778 from the free throw line as SLCC went 22-9
- Earned All-SWAC honors

Other

- Parents are Nestor Ambrosino and Maria Alejandra Noriega and has two sisters
- His father Nestor played minor league basketball in Argentina

2012-13 SEASON HIGHS

PTS	14, ENMU - 12/18/12
1st H	6, UTSA - 11/21/12
2nd H	11, ENMU - 12/18/12
REB	8, ENMU - 12/18/12
AST	2, 3 times, last vs. NAU - 12/27/12
STL	1, FSU - 11/16/12, NAU - 12/27/12
BLK	1, GSU - 11/13/12, FSU - 11/16/12
FGM	6, ENMU - 12/18/12
FGA	13, ENMU - 12/18/12
3PM	2, 3 times, last vs. NAU - 12/27/12
3PA	6, NAU - 12/27/12
FTM	1, ENMU - 12/18/12
FTA	2, twice, last vs. NAU - 12/27/12

MISCELLANEOUS

	12-13	Career
Double-Figure PTS	1 (1-0)	0 (0-0)
20-plus Pts	0 (0-0)	0 (0-0)
Double-Figure REB	0 (0-0)	0 (0-0)
Double-Doubles	0 (0-0)	0 (0-0)
3-plus STL	0 (0-0)	0 (0-0)
3-plus BLK	0 (0-0)	0 (0-0)
3-plus 3-point FG	0 (0-0)	0 (0-0)
Scoring Leader	0 (0-0)	0 (0-0)
Rebound Leader	1 (1-0)	0 (0-0)
Assist Leader	0 (0-0)	0 (0-0)

2012-13 GAME-BY-GAME


Opponent	Date	GS	Min	FG	FGA	Pct	3FG	FGA	Pct	FT	FTA	Pct	Off	Def	TR	Avg	PF	FO	A	TO	Blk	Stl	Pts	Avg
TENNESSEE STATE	11/09/12		5	1	2	.500	1	2	.500	0	0	.000	0	0	0	0.0	1	0	0	0	0	0	3	3.0
GEORGIA STATE	11/13/12		7	0	2	.000	0	2	.000	0	0	.000	0	0	0	0.0	1	0	0	0	1	0	0	1.5
vs. Florida State	11/16/12		14	0	1	.000	0	1	.000	0	0	.000	0	1	1	0.3	1	0	0	1	1	1	0	1.0
vs. Notre Dame	11/17/12		2	0	1	.000	0	1	.000	0	0	.000	0	2	2	0.8	0	0	0	1	0	0	0	0.8
UTSA	11/21/12		9	2	2	1.000	2	2	1.000	0	0	.000	1	2	3	1.2	2	0	2	3	0	0	6	1.8
CS NORTHRIDGE	11/24/12	*	7	1	2	.500	0	1	.000	0	0	.000	0	1	1	1.2	3	0	0	1	0	0	2	1.8
vs. Montana	11/28/12		7	2	2	1.000	2	2	1.000	0	0	.000	1	0	1	1.1	0	0	0	1	0	0	6	2.4
at Iowa State	12/01/12		3	0	0	.000	0	0	.000	0	0	.000	0	0	0	1.0	1	0	0	0	0	0	0	2.1
UTAH	12/08/12	DNP																						
at Weber State	12/15/12		8	0	1	.000	0	1	.000	0	0	.000	0	0	0	0.9	0	0	0	0	0	0	0	1.9
EASTERN NM	12/18/12		22	6	13	.462	1	5	.200	1	2	.500	2	6	8	1.6	2	0	2	0	0	0	14	3.1
at Baylor	12/21/12		8	0	2	.000	0	1	.000	0	0	.000	1	2	3	1.7	0	0	1	0	0	0	0	2.8
NORTHERN ARIZONA	12/27/12		23	3	7	.429	2	6	.333	0	2	.000	0	4	4	1.9	1	0	2	0	0	1	8	3.3
vs. Virginia Tech	12/29/12																							
LMU	01/03/13																							
at San Francisco	01/05/13																							
PEPPERDINE	01/10/13																							
at Santa Clara	01/12/13																							
SAINT MARY'S	01/16/13																							
SAN DIEGO	01/19/13																							
at Gonzaga	01/24/13																							
at Portland	01/26/13																							
at Pepperdine	01/31/13																							
SANTA CLARA	02/02/13																							
at San Diego	02/07/13																							
SAN FRANCISCO	02/09/13																							
PORTLAND	02/16/13																							
UTAH STATE	02/19/13																							
at Saint Mary's	02/21/13																							
GONZAGA	02/28/13																							
at LMU	03/02/13																							
Totals			1	115	15	35	.429	8	24	.333	1	4	.250	5	18	23	1.9	12	0	7	7	2	39	3.3

CAREER STATISTICS (ALL GAMES)

Year	GP	GS	Min	Avg	FG	FGA	Pct	3FG	FGA	Pct	FT	FTA	Pct	Off	Def	TR	Avg	PF	FO	A	TO	Blk	Stl	Pts	Avg
2012-13	12	1	115	9.6	15	35	.429	8	24	.333	1	4	.250	5	18	23	1.9	12	0	7	7	2	2	39	3.3
TOTAL	12	1	115	9.6	15	35	.429	8	24	.333	1	4	.250	5	18	23	1.9	12	0	7	7	2	2	39	3.3

CAREER STATISTICS (CONFERENCE GAMES)

Year	GP	GS	Min	Avg	FG	FGA	Pct	3FG	FGA	Pct	FT	FTA	Pct	Off	Def	TR	Avg	PF	FO	A	TO	Blk	Stl	Pts	Avg
2012-13	0	0	0	0.0	0	0	.000	0	0	.000	0	0	.000	0	0	0	0.0	0	0	0	0	0	0	0	0.0
TOTAL	0	0	0	0.0	0	0	.000	0	0	.000	0	0	.000	0	0	0	0.0	0	0	0	0	0	0	0	0.0



10 — MATT CARLINO 6-2 • 175 • SOPHOMORE • GUARD • SCOTTSDALE, ARIZ. (BLOOMINGTON SOUTH HS)

2012-13 SEASON — PPG: 7.1 RPG: 2.8 APG: 4.1 SPG: 1.5 BPG: 0.0 FG%: .386 3FG%: .225 FT%: .625

Last Time Out

- Totaled 6 points, 6 assists, 2 rebounds and 2 steals against Northern Arizona

Scan for Carlino's bio on BYUcougars.com



In 2012-13

- Owns an assist/turnover ratio of 1.83
- Put up a season-high 19 points, 5 assists and 3 steals and made a career-high 5 3-pointers against Utah
- Posted 12 points against Iowa State
- Came off the bench for the first time since 12/17/11 and posted 8 points and 6 assists against CSUN
- Against Georgia State posted 11 points, 7 assists, 4 rebounds and 4 steals

In 2011-12

- Named All-WCC Honorable Mention and to the WCC All-Freshman Team
- Averaged 12.2 points, 4.6 assists, 3.0 rebounds and 1.4 steals and started in 24 of 25 games played
- Posted season highs of 30 points, 7 rebounds, 11 assists and 4 steals

Other

- Redshirted at BYU in 2010-11 after transferring from UCLA
- Led Bloomington South to a 23-1 record while averaging 13.4 points, 5.9 rebounds and 4.3 assists per game

2012-13 SEASON HIGHS

PTS	19, Utah - 12/8/12
1st H	8, Utah - 12/8/12
2nd H	11, Utah - 12/8/12
REB	5, Tennessee State – 11/9/12
AST	10, Tennessee State – 11/9/12
STL	4, Georgia State – 11/13/12
BLK	—
FGM	7, Utah - 12/8/12
FGA	13, Utah - 12/8/12
3PM	5, Utah - 12/8/12
3PA	10, Utah - 12/8/12
FTM	3, Tennessee State – 11/9/12
FTA	4, Tennessee State – 11/9/12

CAREER HIGHS

PTS	30, at San Francisco – 2/16/12
REB	7, twice, last at San Diego – 1/16/12
AST	11, Buffalo – 12/20/11
STL	4, USF – 2/16/12, GSU – 11/13/12
BLK	1, 7 times, last vs. San Diego – 3/2/12
FGM	13, at San Francisco – 2/16/12
FGA	23, at Gonzaga – 2/23/12
3PM	5, Utah - 12/8/12
3PA	10, Utah - 12/8/12
FTM	7, at Portland – 2/4/12
FTA	8, at Portland – 2/4/12

MISCELLANEOUS

	12-13	Career
Double-Figure PTS	3 (2-1)	17 (11-6)
20-plus Pts	0 (0-0)	3 (3-0)
Double-Figure REB	0 (0-0)	0 (0-0)
Double-Doubles	0 (0-0)	1 (1-0)
3-plus STL	3 (3-0)	8 (8-0)
3-plus BLK	0 (0-0)	0 (0-0)
3-plus 3-point FG	0 (0-0)	7 (4-3)
Scoring Leader	1 (1-0)	4 (2-2)
Rebound Leader	0 (0-0)	0 (0-0)
Assist Leader	6 (5-1)	20 (14-6)

2012-13 GAME-BY-GAME


Opponent	Date	GS	Min	FG	FGA	Pct	3FG	FGA	Pct	FT	FTA	Pct	Off	Def	TR	Avg	PF	FO	A	TO	Blk	Stl	Pts	Avg	
TENNESSEE STATE	11/09/12	*	30	3	6	.500	0	3	.000	3	4	.750	0	5	5	5.0	2	0	10	4	0	1	9	9.0	
GEORGIA STATE	11/13/12	*	32	5	8	.625	1	2	.500	0	0	.000	0	4	4	4.5	1	0	7	4	0	4	11	10.0	
vs. Florida State	11/16/12	*	16	0	9	.000	0	4	.000	0	1	.000	2	1	3	4.0	0	0	2	2	0	0	0	6.7	
vs. Notre Dame	11/17/12	*	30	1	5	.200	0	4	.000	0	0	.000	0	2	2	3.5	0	0	3	0	0	2	2	5.5	
UTSA	11/21/12	*	10	1	8	.125	0	2	.000	0	0	.000	2	0	2	3.2	1	0	3	1	0	0	2	4.8	
CS NORTHBRIDGE	11/24/12		20	4	9	.444	0	2	.000	0	0	.000	2	0	2	3.0	1	0	6	1	0	1	8	5.3	
vs. Montana	11/28/12		24	2	4	.500	1	1	1.000	1	2	.500	1	1	2	2.9	2	0	2	0	0	1	6	5.4	
at Iowa State	12/01/12		24	5	11	.455	1	4	.250	1	1	1.000	0	3	3	2.9	1	0	3	1	0	0	12	6.3	
UTAH	12/08/12		30	7	13	.538	5	10	.500	0	0	.000	0	3	3	2.9	2	0	5	2	0	3	19	7.7	
at Weber State	12/15/12	*	30	3	7	.429	0	3	.000	0	0	.000	0	4	4	3.0	3	0	2	6	0	1	6	7.5	
EASTERN NM	12/18/12	*	16	1	3	.333	1	2	.500	0	0	.000	1	1	2	2.9	1	0	3	2	0	3	3	7.1	
at Baylor	12/21/12	*	27	4	9	.444	0	2	.000	0	0	.000	1	2	3	2.9	3	0	1	3	0	1	8	7.2	
NORTHERN ARIZONA	12/27/12	*	18	3	9	.333	0	1	.000	0	0	.000	0	2	2	2.8	1	0	6	3	0	2	6	7.1	
vs. Virginia Tech	12/29/12																								
LMU	01/03/13																								
at San Francisco	01/05/13																								
PEPPERDINE	01/10/13																								
at Santa Clara	01/12/13																								
SAINT MARY'S	01/16/13																								
SAN DIEGO	01/19/13																								
at Gonzaga	01/24/13																								
at Portland	01/26/13																								
at Pepperdine	01/31/13																								
SANTA CLARA	02/02/13																								
at San Diego	02/07/13																								
SAN FRANCISCO	02/09/13																								
PORTLAND	02/16/13																								
UTAH STATE	02/19/13																								
at Saint Mary's	02/21/13																								
GONZAGA	02/28/13																								
at LMU	03/02/13																								
Totals			9	307	39	101	.386	9	40	.225	5	8	.625	9	28	37	2.8	18	0	53	29	0	19	92	7.1

CAREER STATISTICS (ALL GAMES)

Year	GP	GS	Min	Avg	FG	FGA	Pct	3FG	FGA	Pct	FT	FTA	Pct	Off	Def	TR	Avg	PF	FO	A	TO	Blk	Stl	Pts	Avg
2011-12	25	24	692	27.7	110	274	.401	41	124	.331	44	58	.759	9	66	75	3.0	58	2	115	75	7	36	305	12.2
2012-13	13	9	307	23.6	39	101	.386	9	40	.225	5	8	.625	9	28	37	2.8	18	0	53	29	0	19	92	7.1
TOTAL	38	33	999	26.3	149	375	.397	50	164	.305	49	66	.742	18	94	112	2.9	76	2	168	104	7	55	397	10.4

CAREER STATISTICS (CONFERENCE GAMES)

Year	GP	GS	Min	Avg	FG	FGA	Pct	3FG	FGA	Pct	FT	FTA	Pct	Off	Def	TR	Avg	PF	FO	A	TO	Blk	Stl	Pts	Avg
2011-12	16	16	437	27.3	72	177	.407	23	77	.299	29	41	.707	7	43	50	3.1	37	2	74	36	4	22	196	12.3
TOTAL	16	16	437	27.3	72	177	.407	23	77	.299	29	41	.707	7	43	50	3.1	37	2	74	36	4	22	196	12.3



12 — JOSH SHARP

6-7 • 185 • SOPHOMORE • FORWARD • HIGHLAND, UTAH (UTAH)

2012-13 SEASON — PPG: 4.5 RPG: 4.5 APG: 0.4 SPG: 0.3 BPG: 0.5 FG%: .532 3FG%: .000 FT%: .615

Last Time Out

- Finished with 2 points, 4 rebounds and 1 assist in 13 minutes against Northern Arizona

Scan for Sharp's bio on BYUcougars.com



In 2012-13

- Set new career highs in points vs. UTSA, CSUN and Montana
- Scored a career-high 13 points on 6 of 8 shooting and added 8 rebounds vs. Montana
- Scored a then career-best 9 points and added 3 rebounds and 2 blocks vs. CSUN
- Had 8 points and added 6 rebounds, 1 block and 1 steal vs. UTSA
- Totaled 7 points and a set a new career high with 10 rebounds vs. Notre Dame

In 2011-12

- Played in 28 games and averaged 1.2 points and 1.4 rebounds
- Received Bronze Honors on the WCC Commissioner's Honor Roll

Other

- Parents are Joe and Debbie Sharp
- Wife's name is Jordan
- Served a mission for The Church of Jesus Christ of Latter-day Saints in Houston

2012-13 SEASON HIGHS

PTS	13, vs. Montana – 11/28/12
1st H	7, CSUN – 11/24/12
2nd H	7, vs. Montana – 11/28/12
REB	10, vs. Notre Dame – 11/17/12
AST	1, 5 times, last vs. NAU – 12/27/12
STL	2, Utah - 12/8/12
BLK	2, twice, last CSUN – 11/24/12
FGM	6, vs. Montana – 11/28/12
FGA	8, vs. Montana – 11/28/12
3PM	—
3PA	1, twice, last vs. UT – 12/8/12
FTM	3, vs. Notre Dame – 11/17/12
FTA	3, vs. Notre Dame – 11/17/12

CAREER HIGHS

PTS	13, vs. Montana – 11/28/12
REB	10, vs. Notre Dame – 11/17/12
AST	3, Longwood – 11/18/11
STL	2, Utah - 12/8/12
BLK	2, twice, last CSUN – 11/24/12
FGM	6, vs. Montana – 11/28/12
FGA	8, vs. Montana – 11/28/12
3PM	1, Prairie View A&M – 11/22/11
3PA	1, seven times, last, vs. UT – 12/8/12
FTM	3, Pepp – 2/11/12, vs. UND – 11/17/12
FTA	4, twice, last, Pepperdine – 2/11/12

MISCELLANEOUS

	12-13	Career
Double-Figure PTS	1 (1-0)	1 (1-0)
20-plus Pts	0 (0-0)	0 (0-0)
Double-Figure REB	1 (0-1)	1 (0-1)
Double-Doubles	0 (0-0)	0 (0-0)
3-plus STL	0 (0-0)	0 (0-0)
3-plus BLK	0 (0-0)	0 (0-0)
3-plus 3-point FG	0 (0-0)	0 (0-0)
Scoring Leader	0 (0-0)	0 (0-0)
Rebound Leader	2 (1-1)	1 (0-1)
Assist Leader	0 (0-0)	0 (0-0)

2012-13 GAME-BY-GAME

Opponent	Date	GS	Min	FG	FGA	Pct	3FG	FGA	Pct	FT	FTA	Pct	Off	Def	TR	Avg	PF	FO	A	TO	Blk	Stl	Pts	Avg	
TENNESSEE STATE	11/09/12	*	26	3	5	.600	0	0	.000	1	2	.500	1	2	3	3.0	3	0	1	3	2	0	7	7.0	
GEORGIA STATE	11/13/12	*	25	2	4	.500	0	0	.000	0	0	.000	3	3	6	4.5	2	0	0	1	0	1	4	5.5	
vs. Florida State	11/16/12	*	9	0	0	.000	0	0	.000	0	0	.000	0	0	0	3.0	3	0	0	0	1	0	0	3.7	
vs. Notre Dame	11/17/12	*	38	2	6	.333	0	1	.000	3	3	1.000	7	3	10	4.8	3	0	1	1	0	0	7	4.5	
UTSA	11/21/12	*	30	4	5	.800	0	0	.000	0	0	.000	2	4	6	5.0	2	0	0	1	1	1	8	5.2	
CS NORTHBRIDGE	11/24/12		23	4	7	.571	0	0	.000	1	2	.500	1	2	3	4.7	3	0	1	2	2	0	9	5.8	
vs. Montana	11/28/12	*	25	6	8	.750	0	0	.000	1	2	.500	5	3	8	5.1	3	0	0	1	0	0	13	6.9	
at Iowa State	12/01/12	*	12	0	0	.000	0	0	.000	0	0	.000	0	2	2	4.8	1	0	0	1	1	0	0	6.0	
UTAH	12/08/12	*	31	1	6	.167	0	1	.000	0	2	.000	3	6	9	5.2	4	0	0	0	0	2	2	5.6	
at Weber State	12/15/12	*	8	0	0	.000	0	0	.000	0	0	.000	0	2	2	4.9	4	0	1	0	0	0	0	5.0	
EASTERN NM	12/18/12		13	2	3	.667	0	0	.000	2	2	1.000	2	1	3	4.7	2	0	0	0	0	0	6	5.1	
at Baylor	12/21/12		10	0	0	.000	0	0	.000	0	0	.000	0	2	2	4.5	1	0	0	0	0	0	0	4.7	
NORTHERN ARIZONA	12/27/12	*	13	1	3	.333	0	0	.000	0	0	.000	0	4	4	4.5	0	0	1	1	0	0	2	4.5	
vs. Virginia Tech	12/29/12																								
LMU	01/03/13																								
at San Francisco	01/05/13																								
PEPPERDINE	01/10/13																								
at Santa Clara	01/12/13																								
SAINT MARY'S	01/16/13																								
SAN DIEGO	01/19/13																								
at Gonzaga	01/24/13																								
at Portland	01/26/13																								
at Pepperdine	01/31/13																								
SANTA CLARA	02/02/13																								
at San Diego	02/07/13																								
SAN FRANCISCO	02/09/13																								
PORTLAND	02/16/13																								
UTAH STATE	02/19/13																								
at Saint Mary's	02/21/13																								
GONZAGA	02/28/13																								
at LMU	03/02/13																								
Totals			10	263	25	47	.532	0	2	.000	8	13	.615	24	34	58	4.5	31	0	5	11	7	4	58	4.5

CAREER STATISTICS (ALL GAMES)

Year	GP	GS	Min	Avg	FG	FGA	Pct	3FG	FGA	Pct	FT	FTA	Pct	Off	Def	TR	Avg	PF	FO	A	TO	Blk	Stl	Pts	Avg
2011-12	28	0	197	7.0	9	23	.391	1	5	.200	14	23	.609	16	22	38	1.4	21	0	12	12	3	4	33	1.2
2012-13	13	10	263	20.2	25	47	.532	0	2	.000	8	13	.615	24	34	58	4.5	31	0	5	11	7	4	58	4.5
TOTAL	41	10	460	11.2	34	70	.486	1	7	.143	22	36	.611	40	56	96	2.3	52	0	17	23	10	8	91	2.2

CAREER STATISTICS (CONFERENCE GAMES)

Year	GP	GS	Min	Avg	FG	FGA	Pct	3FG	FGA	Pct	FT	FTA	Pct	Off	Def	TR	Avg	PF	FO	A	TO	Blk	Stl	Pts	Avg
2011-12	13	0	63	4.8	0	4	.000	0	1	.000	10	14	.714	6	4	10	0.8	7	0	3	2	3	2	10	0.8
TOTAL	13	0	63	4.8	0	4	.000	0	1	.000	10	14	.714	6	4	10	0.8	7	0	3	2	3	2	10	0.8



20 — ANSON WINDER 6-3 • 195 • SOPHOMORE • GUARD • LAS VEGAS, NEV. (BISHOP GORMAN HS)

2012-13 SEASON — PPG: 0.9 RPG: 0.8 APG: 0.6 SPG: 0.2 BPG: 0.1 FG%: .167 3FG%: .000 FT%: .500

Last Time Out

- Played 17 minutes against Northern Arizona, contributed a season-high 3 rebounds and 2 assists

Scan for Winder's bio on BYUcougars.com



In 2012-13

- Played 8 minutes while contributing 3 points and 1 rebound against Utah
- Scored first point of the season on a free throw vs. UTSA
- Saw first action of the season against Florida State
- Did not play vs. Tennessee State due to a sprained ankle

In 2011-12

- Started 15 times and played in 34 games
- Posted season highs of 20 points, 4 rebounds, 9 assists, 4 steals and 2 blocks
- Was BYU's assist leader in 7 games, scored in double figures 5 times and had 3-plus steals 7 times

Other

- Parents are Chuck Winder and Teresa Williams
- Also recruited by Nevada, SMU, Portland, UC Riverside and Idaho
- Helped lead Bishop Gorman to back-to-back Nevada 4A state titles

2012-13 SEASON HIGHS

PTS	3, twice, last vs. ENMU - 12/18/12
1st H	—
2nd H	3, twice, last vs. ENMU - 12/18/12
REB	3, NAU - 12/27/12
AST	3, ENMU - 12/18/12
STL	1, ENMU - 12/18/12, NAU - 12/27/12
BLK	1, ENMU - 12/18/12
FGM	1, twice, last vs. ENMU - 12/18/12
FGA	4, twice, last vs. ENMU - 12/18/12
3PM	—
3PA	2, Utah - 12/8/12, NAU - 12/27/12
FTM	1, 4 times, last vs. NAU - 12/27/12
FTA	2, 4 times, last vs. NAU - 12/27/12

CAREER HIGHS

PTS	20, Buffalo – 12/20/11
REB	6, at San Francisco – 2/16/12
AST	9, vs Northern Arizona – 11/30/11
STL	4, vs Nevada – 11/25/11
BLK	2, vs Northern Arizona – 11/30/11
FGM	7, Buffalo – 12/20/11
FGA	9, vs Nevada – 11/25/11
3PM	6, Buffalo – 12/20/11
3PA	7, twice, last, Pepperdine – 2/11/12
FTM	3, twice, last, UCSB – 12/22/11
FTA	5, Longwood – 11/18/11

MISCELLANEOUS

	12-13	Career
Double-Figure PTS	0 (0-0)	5 (5-0)
20-plus Pts	0 (0-0)	1 (1-0)
Double-Figure REB	0 (0-0)	0 (0-0)
Double-Doubles	0 (0-0)	0 (0-0)
3-plus STL	0 (0-0)	7 (5-2)
3-plus BLK	0 (0-0)	0 (0-0)
3-plus 3-point FG	0 (0-0)	2 (2-0)
Scoring Leader	0 (0-0)	0 (0-0)
Rebound Leader	0 (0-0)	1 (1-0)
Assist Leader	0 (0-0)	7 (7-0)

2012-13 GAME-BY-GAME

Opponent	Date	GS	Min	FG	FGA	Pct	3FG	FGA	Pct	FT	FTA	Pct	Off	Def	TR	Avg	PF	FO	A	TO	Blk	Stl	Pts	Avg	
TENNESSEE STATE	11/09/12	DNP																							
GEORGIA STATE	11/13/12	DNP																							
vs. Florida State	11/16/12		1	0	0	.000	0	0	.000	0	0	.000	0	0	0	0.0	1	0	0	0	0	0	0.0		
vs. Notre Dame	11/17/12	DNP																							
UTSA	11/21/12		2	0	0	.000	0	0	.000	1	2	.500	0	0	0	0.0	0	0	0	0	0	0	0.5		
CS NORTHBRIDGE	11/24/12		7	0	0	.000	0	0	.000	0	0	.000	0	0	0	0.0	0	0	0	0	0	0	0.3		
vs. Montana	11/28/12		4	0	1	.000	0	1	.000	0	0	.000	0	0	0	0.0	0	0	0	0	0	0	0.3		
at Iowa State	12/01/12		4	0	0	.000	0	0	.000	0	0	.000	1	1	2	0.4	1	0	0	0	0	0	0.2		
UTAH	12/08/12		8	1	4	.250	0	2	.000	1	2	.500	0	1	1	0.5	0	0	0	0	0	0	0.7		
at Weber State	12/15/12	DNP																							
EASTERN NM	12/18/12		14	1	4	.250	0	1	.000	1	2	.500	0	1	1	0.6	0	0	3	1	1	1	1.0		
at Baylor	12/21/12		6	0	1	.000	0	0	.000	0	0	.000	0	0	0	0.5	0	0	0	0	0	0	0.9		
NORTHERN ARIZONA	12/27/12		17	0	2	.000	0	2	.000	1	2	.500	0	3	3	0.8	2	0	2	1	0	1	0.9		
vs. Virginia Tech	12/29/12																								
LMU	01/03/13																								
at San Francisco	01/05/13																								
PEPPERDINE	01/10/13																								
at Santa Clara	01/12/13																								
SAINT MARY'S	01/16/13																								
SAN DIEGO	01/19/13																								
at Gonzaga	01/24/13																								
at Portland	01/26/13																								
at Pepperdine	01/31/13																								
SANTA CLARA	02/02/13																								
at San Diego	02/07/13																								
SAN FRANCISCO	02/09/13																								
PORTLAND	02/16/13																								
UTAH STATE	02/19/13																								
at Saint Mary's	02/21/13																								
GONZAGA	02/28/13																								
at LMU	03/02/13																								
Totals			0	63	2	12	.167	0	6	.000	4	8	.500	1	6	7	0.8	4	0	5	2	1	2	8	0.9

CAREER STATISTICS (ALL GAMES)

Year	GP	GS	Min	Avg	FG	FGA	Pct	3FG	FGA	Pct	FT	FTA	Pct	Off	Def	TR	Avg	PF	FO	A	TO	Blk	Stl	Pts	Avg
2011-12	34	15	551	16.2	48	131	.366	25	84	.298	26	41	.634	3	50	53	1.6	40	0	57	32	3	35	147	4.3
2012-13	9	0	63	7.0	2	12	.167	0	6	.000	4	8	.500	1	6	7	0.8	4	0	5	2	1	2	8	0.9
TOTAL	43	15	614	14.3	50	143	.350	25	90	.278	30	49	.612	4	56	60	1.4	44	0	62	34	4	37	155	3.6

CAREER STATISTICS (CONFERENCE GAMES)

Year	GP	GS	Min	Avg	FG	FGA	Pct	3FG	FGA	Pct	FT	FTA	Pct	Off	Def	TR	Avg	PF	FO	A	TO	Blk	Stl	Pts	Avg
2011-12	16	7	238	14.9	23	62	.371	10	36	.278	11	14	.786	1	26	27	1.7	26	0	19	11	0	20	67	4.2
TOTAL	16	7	238	14.9	23	62	.371	10	36	.278	11	14	.786	1	26	27	1.7	26	0	19	11	0	20	67	4.2



23 — CORY CALVERT

6-3 • 185 • FRESHMAN • GUARD • PARKER, COLO. (CHAPARRAL HS)

2012-13 SEASON — PPG: 2.8 RPG: 0.8 APG: 0.6 SPG: 0.1 BPG: 0.0 FG%: .414 3FG%: .333 FT%: 6.00

Last Time Out

- Finished with 3 points and 1 rebound in 13 minutes against Northern Arizona

Scan for Calvert's bio on BYUcougars.com



In 2012-13

- Has played in 11 of 13 games this season
- Had his first double-figure point performance of the season against ENMU, tallying a career-high 10 points and going 2 for 2 from the 3-point line
- Had 9 points on 3 of 4 shooting at Weber State

Before BYU

- Named the 2012 5A MVP in Colorado by the Denver Post and MaxPreps.com
- Named first-team all-state, Continental League Player of the Year and the Joint Effort Co-Player of the Year
- Led Chaparral to the 2012 5A state title and a 25-3 record while averaging 22.3 points, 6.0 rebounds and 5.1 assists

Other

- Parents are Cory and Michelle and has three sisters

2012-13 SEASON HIGHS

PTS	10, ENMU - 12/18/12
1st H	4, Weber State - 12/15/12
2nd H	10, ENMU - 12/18/12
REB	2, twice, last vs. Baylor - 12/21/12
AST	2, twice, last vs. ENMU - 12/18/12
STL	1, UTSA - 11/21/12
BLK	---
FGM	4, ENMU - 12/18/12
FGA	5, twice, last vs. ENMU - 12/18/12
3PM	2, ENMU - 12/18/12
3PA	2, 4 times, last vs. NAU - 12/27/12
FTM	2, Weber State - 12/15/12
FTA	3, NAU - 12/27/12

MISCELLANEOUS

	12-13	Career
Double-Figure PTS	1 (1-0)	1 (1-0)
20-plus Pts	0 (0-0)	0 (0-0)
Double-Figure REB	0 (0-0)	0 (0-0)
Double-Doubles	0 (0-0)	0 (0-0)
3-plus STL	0 (0-0)	0 (0-0)
3-plus BLK	0 (0-0)	0 (0-0)
3-plus 3-point FG	0 (0-0)	0 (0-0)
Scoring Leader	0 (0-0)	0 (0-0)
Rebound Leader	0 (0-0)	0 (0-0)
Assist Leader	0 (0-0)	0 (0-0)

2012-13 GAME-BY-GAME

Opponent	Date	GS	Min	FG	FGA	Pct	3FG	FGA	Pct	FT	FTA	Pct	Off	Def	TR	Avg	PF	FO	A	TO	Blk	Stl	Pts	Avg	
TENNESSEE STATE	11/09/12		10	1	3	.333	1	2	.500	0	0	.000	0	1	1	1.0	0	0	0	0	0	0	3	3.0	
GEORGIA STATE	11/13/12		8	0	1	.000	0	0	.000	0	0	.000	0	0	0	0.5	0	0	0	0	0	0	0	1.5	
vs. Florida State	11/16/12		12	2	5	.400	0	1	.000	0	0	.000	0	0	0	0.3	3	0	2	1	0	0	4	2.3	
vs. Notre Dame	11/17/12		2	0	0	.000	0	0	.000	0	0	.000	0	0	0	0.3	1	0	0	0	0	0	0	1.8	
UTSA	11/21/12		6	1	3	.333	0	2	.000	0	0	.000	0	1	1	0.4	0	0	0	0	0	1	2	1.8	
CS NORTHBRIDGE	11/24/12	DNP																							
vs. Montana	11/28/12		2	0	0	.000	0	0	.000	0	0	.000	0	0	0	0.3	1	0	1	0	0	0	0	1.5	
at Iowa State	12/01/12		6	0	2	.000	0	1	.000	0	0	.000	0	1	1	0.4	1	0	0	1	0	0	0	1.3	
UTAH	12/08/12	DNP																							
at Weber State	12/15/12		10	3	4	.750	1	1	1.000	2	2	1.000	0	1	1	0.5	1	0	0	1	0	0	9	2.3	
EASTERN NM	12/18/12		16	4	5	.800	2	2	1.000	0	0	.000	0	2	2	0.7	1	0	2	0	0	0	10	3.1	
at Baylor	12/21/12		10	0	2	.000	0	1	.000	0	0	.000	0	2	2	0.8	1	0	1	1	0	0	0	2.8	
NORTHERN ARIZONA	12/27/12		12	1	4	.250	0	2	.000	1	3	.333	1	0	1	0.8	0	0	0	1	0	0	3	2.8	
vs. Virginia Tech	12/29/12																								
LMU	01/03/13																								
at San Francisco	01/05/13																								
PEPPERDINE	01/10/13																								
at Santa Clara	01/12/13																								
SAINT MARY'S	01/16/13																								
SAN DIEGO	01/19/13																								
at Gonzaga	01/24/13																								
at Portland	01/26/13																								
at Pepperdine	01/31/13																								
SANTA CLARA	02/02/13																								
at San Diego	02/07/13																								
SAN FRANCISCO	02/09/13																								
PORTLAND	02/16/13																								
UTAH STATE	02/19/13																								
at Saint Mary's	02/21/13																								
GONZAGA	02/28/13																								
at LMU	03/02/13																								
Totals			0	94	12	29	.414	4	12	.333	3	5	.600	1	8	9	0.8	9	0	6	5	0	1	31	2.8

CAREER STATISTICS (ALL GAMES)

Year	GP	GS	Min	Avg	FG	FGA	Pct	3FG	FGA	Pct	FT	FTA	Pct	Off	Def	TR	Avg	PF	FO	A	TO	Blk	Stl	Pts	Avg
2012-13	11	0	94	8.5	12	29	.414	4	12	.333	3	5	.600	1	8	9	0.8	9	0	6	5	0	1	31	2.8
TOTAL	11	0	94	8.5	12	29	.414	4	12	.333	3	5	.600	1	8	9	0.8	9	0	6	5	0	1	31	2.8

CAREER STATISTICS (CONFERENCE GAMES)

Year	GP	GS	Min	Avg	FG	FGA	Pct	3FG	FGA	Pct	FT	FTA	Pct	Off	Def	TR	Avg	PF	FO	A	TO	Blk	Stl	Pts	Avg
2012-13	0	0	0	0.0	0	0	.000	0	0	.000	0	0	.000	0	0	0	0.0	0	0	0	0	0	0	0	0.0
TOTAL	0	0	0	0.0	0	0	.000	0	0	.000	0	0	.000	0	0	0	0.0	0	0	0	0	0	0	0	0.0



33 — NATE AUSTIN

6-11 • 230 • SOPHOMORE • FORWARD • ALPINE, UTAH (LONE PEAK HS)

2012-13 SEASON — PPG: 4.0 RPG: 3.9 APG: 0.5 SPG: 0.5 BPG: 0.5 FG%: .413 3FG%: .400 FT%: .600

Last Time Out

- Finished with 5 points and 4 rebounds in 12 minutes against Northern Arizona

Scan for Austin's bio on BYUcougars.com



In 2012-13

- Had 8 points, 2 rebounds, 1 block and 2 steals at Baylor
- Made his first start of the season at ENMU; contributed 5 points, 3 rebounds and a career-high 4 assists
- Talled a season-high 8 points and hit his first 3-pointer of the season against Iowa State
- Had 4 points, 8 rebounds and 1 steal vs. Florida State

In 2011-12

- Played in every game this season and started 1 game
- Posted season highs of 15 points, 10 rebounds, 3 assists and 2 blocks
- Career-high 15 points came on 7 of 8 shooting vs. Weber State

Other

- Served a mission for The Church of Jesus Christ of Latter-day Saints in McAllen, Texas
- Also recruited by Boise State and Utah State

2012-13 SEASON HIGHS

PTS	8, twice, last at Baylor – 12/21/12
1st H	6, at Baylor – 12/21/12
2nd H	3, Weber State - 12/15/12
REB	8, Florida State – 11/16/12
AST	4, ENMU - 12/18/12
STL	3, Iowa State - 12/01/12
BLK	2, TSU – 11/9/12, GSU – 11/13/12
FGM	4, at Baylor – 12/21/12
FGA	6, twice, last at Baylor – 12/21/12
3PM	1, twice, last vs. ENMU - 12/18/12
3PA	2, twice, last vs. ENMU - 12/18/12
FTM	5, NAU - 12/27/12
FTA	6, NAU - 12/27/12

CAREER HIGHS

PTS	15, Weber State -- 12/07/11
REB	10, at Gonzaga -- 2/23/12
AST	4, ENMU - 12/18/12
STL	3, Iowa State - 12/01/12
BLK	2, four times, last, GSU – 11/13/12
FGM	7, Weber State -- 12/07/11
FGA	8, Weber State -- 12/07/11
3PM	1, 9 times, last vs. ENMU – 12/18/12
3PA	2, 10 times, last vs. ENMU – 12/18/12
FTM	5, NAU - 12/27/12
FTA	6, NAU - 12/27/12

MISCELLANEOUS

	12-13	Career
Double-Figure PTS	0 (0-0)	2 (2-0)
20-plus Pts	0 (0-0)	0 (0-0)
Double-Figure REB	0 (0-0)	0 (0-0)
Double-Doubles	0 (0-0)	0 (0-0)
3-plus STL	1 (0-1)	0 (0-0)
3-plus BLK	0 (0-0)	0 (0-0)
3-plus 3-point FG	0 (0-0)	0 (0-0)
Scoring Leader	0 (0-0)	0 (0-0)
Rebound Leader	1 (1-0)	5 (4-1)
Assist Leader	0 (0-0)	0 (0-0)

2012-13 GAME-BY-GAME

Opponent	Date	GS	Min	FG	FGA	Pct	3FG	FGA	Pct	FT	FTA	Pct	Off	Def	TR	Avg	PF	FO	A	TO	Blk	Stl	Pts	Avg
TENNESSEE STATE	11/09/12		17	2	4	.500	0	0	.000	0	0	.000	1	6	7	7.0	4	0	0	0	2	0	4	4.0
GEORGIA STATE	11/13/12		16	2	5	.400	0	0	.000	0	0	.000	0	4	4	5.5	1	0	2	1	2	0	4	4.0
vs. Florida State	11/16/12		22	1	6	.167	0	1	.000	2	4	.500	6	2	8	6.3	2	0	0	1	0	1	4	4.0
vs. Notre Dame	11/17/12		11	2	5	.400	0	0	.000	0	0	.000	2	0	2	5.3	2	0	0	0	0	0	4	4.0
UTSA	11/21/12		7	0	0	.000	0	0	.000	2	2	1.000	1	1	2	4.6	2	0	0	1	0	0	2	3.6
CS NORTHBRIDGE	11/24/12		8	1	2	.500	0	0	.000	1	4	.250	2	3	5	4.7	1	0	0	0	1	0	3	3.5
vs. Montana	11/28/12		2	0	0	.000	0	0	.000	0	0	.000	0	0	0	4.0	0	0	0	0	0	0	0	3.0
at Iowa State	12/01/12		23	3	5	.600	1	2	.500	1	2	.500	4	1	5	4.1	0	0	1	3	0	3	8	3.6
UTAH	12/08/12		9	1	4	.250	0	0	.000	0	0	.000	1	2	3	4.0	1	0	0	0	0	0	2	3.4
at Weber State	12/15/12		20	1	2	.500	0	0	.000	1	2	.500	3	3	6	4.2	3	0	0	0	0	0	3	3.4
EASTERN NM	12/18/12	*	15	2	4	.500	1	2	.500	0	0	.000	2	1	3	4.1	2	0	4	1	1	1	5	3.5
at Baylor	12/21/12	*	18	4	6	.667	0	0	.000	0	0	.000	2	0	2	3.9	5	1	0	0	1	2	8	3.9
NORTHERN ARIZONA	12/27/12		12	0	3	.000	0	0	.000	5	6	.833	2	2	4	3.9	1	0	0	0	0	0	5	4.0
vs. Virginia Tech	12/29/12																							
LMU	01/03/13																							
at San Francisco	01/05/13																							
PEPPERDINE	01/10/13																							
at Santa Clara	01/12/13																							
SAINT MARY'S	01/16/13																							
SAN DIEGO	01/19/13																							
at Gonzaga	01/24/13																							
at Portland	01/26/13																							
at Pepperdine	01/31/13																							
SANTA CLARA	02/02/13																							
at San Diego	02/07/13																							
SAN FRANCISCO	02/09/13																							
PORTLAND	02/16/13																							
UTAH STATE	02/19/13																							
at Saint Mary's	02/21/13																							
GONZAGA	02/28/13																							
at LMU	03/02/13																							
Totals			2	180	19	46	.413	2	5	.400	12	20	.600	26	25	51	3.9	24	1	7	7	7	52	4.0

CAREER STATISTICS (ALL GAMES)

Year	GP	GS	Min	Avg	FG	FGA	Pct	3FG	FGA	Pct	FT	FTA	Pct	Off	Def	TR	Avg	PF	FO	A	TO	Blk	Stl	Pts	Avg
2011-12	35	1	450	12.9	58	107	.542	7	23	.304	20	39	.513	53	79	132	3.8	95	6	19	20	15	9	143	4.1
2012-13	13	2	180	13.8	19	46	.413	2	5	.400	12	20	.600	26	25	51	3.9	24	1	7	7	7	7	52	4.0
TOTAL	48	3	630	13.1	77	153	.503	9	28	.321	32	59	.542	79	104	183	3.8	119	7	26	27	22	16	195	4.1

CAREER STATISTICS (CONFERENCE GAMES)

Year	GP	GS	Min	Avg	FG	FGA	Pct	3FG	FGA	Pct	FT	FTA	Pct	Off	Def	TR	Avg	PF	FO	A	TO	Blk	Stl	Pts	Avg
2011-12	16	1	230	14.4	28	52	.538	2	10	.200	12	22	.545	33	36	69	4.3	48	4	9	8	5	5	70	4.4
TOTAL	16	1	230	14.4	28	52	.538	2	10	.200	12	22	.545	33	36	69	4.3	48	4	9	8	5	5	70	4.4



42 — IAN HARWARD

6-11 • 215 • FRESHMAN • CENTER • OREM, UTAH (OREM HS)

2012-13 SEASON — PPG: 1.5 RPG: 1.2 APG: 0.1 SPG: 0.2 BPG: 0.2 FG%: .389 3FG%: .000 FT%: .667

Last Time Out

- Had 1 rebound against Northern Arizona

Scan for Harward's bio on BYUcougars.com



In 2012-13

- Had 2 points, a career-best 4 rebounds and his first career block and first career assist vs. Montana
- Scored 4 points and added a career-best 3 boards vs. UTSA
- Scored 7 points vs. Notre Dame on 2 of 3 shooting from the field and 3 of 4 shooting from the free throw line and added 1 steal
- Had 1 rebound vs. Florida State and 1 vs. Georgia State

Before BYU

- Helped Orem to a 15-7 record and averaged 14.0 points per game
- Played for the Pump 'N Run AAU team run by John Palica and coached by O'Connor and Todd Phillips

Other

- Parents are Brad and Alice Harward
- Wife's name is Sarah

2012-13 SEASON HIGHS

PTS	7, vs. Notre Dame – 11/17/12
1st H	7, vs. Notre Dame – 11/17/12
2nd H	—
REB	4, vs. Montana – 11/28/12
AST	1, vs. Montana – 11/28/12
STL	1, twice, last vs. Weber St. - 12/15/12
BLK	1, twice, last vs. Baylor - 12/21/12
FGM	2, vs. UND – 11/17/12, UTSA – 11/21/12
FGA	4, Iowa State - 12/01/12
3PM	—
3PA	—
FTM	3, vs. Notre Dame – 11/17/12
FTA	4, vs. Notre Dame – 11/17/12

MISCELLANEOUS

	12-13	Career
Double-Figure PTS	0 (0-0)	0 (0-0)
20-plus Pts	0 (0-0)	0 (0-0)
Double-Figure REB	0 (0-0)	0 (0-0)
Double-Doubles	0 (0-0)	0 (0-0)
3-plus STL	0 (0-0)	0 (0-0)
3-plus BLK	0 (0-0)	0 (0-0)
3-plus 3-point FG	0 (0-0)	0 (0-0)
Scoring Leader	0 (0-0)	0 (0-0)
Rebound Leader	0 (0-0)	0 (0-0)
Assist Leader	0 (0-0)	0 (0-0)

2012-13 GAME-BY-GAME

Opponent	Date	GS	Min	FG	FGA	Pct	3FG	FGA	Pct	FT	FTA	Pct	Off	Def	TR	Avg	PF	FO	A	TO	Blk	Stl	Pts	Avg
TENNESSEE STATE	11/09/12		2	0	0	.000	0	0	.000	0	0	.000	0	0	0	0.0	2	0	0	0	0	0	0	0.0
GEORGIA STATE	11/13/12		2	0	1	.000	0	0	.000	0	0	.000	0	1	1	0.5	1	0	0	1	0	0	0	0.0
vs. Florida State	11/16/12		2	0	0	.000	0	0	.000	0	0	.000	1	0	1	0.7	2	0	0	1	0	0	0	0.0
vs. Notre Dame	11/17/12		11	2	3	.667	0	0	.000	3	4	.750	0	0	0	0.5	5	1	0	0	0	1	7	1.8
UTSA	11/21/12		8	2	2	1.000	0	0	.000	0	0	.000	1	2	3	1.0	2	0	0	0	0	0	4	2.2
CS NORTHBRIDGE	11/24/12		4	0	2	.000	0	0	.000	2	2	1.000	1	0	1	1.0	2	0	0	1	0	0	2	2.2
vs. Montana	11/28/12		7	1	3	.333	0	0	.000	0	0	.000	1	3	4	1.4	2	0	1	0	1	0	2	2.1
at Iowa State	12/01/12		9	1	4	.250	0	0	.000	1	2	.500	0	1	1	1.4	2	0	0	0	0	0	3	2.3
UTAH	12/08/12		4	1	1	1.000	0	0	.000	0	1	.000	2	0	2	1.4	1	0	0	0	0	0	2	2.2
at Weber State	12/15/12		4	0	1	.000	0	0	.000	0	0	.000	1	0	1	1.4	0	0	0	1	0	1	0	2.0
EASTERN NM	12/18/12		9	0	0	.000	0	0	.000	0	0	.000	0	0	0	1.3	1	0	0	1	0	0	0	1.8
at Baylor	12/21/12		2	0	0	.000	0	0	.000	0	0	.000	0	0	0	1.2	1	0	0	0	1	0	0	1.7
NORTHERN ARIZONA	12/27/12		5	0	1	.000	0	0	.000	0	0	.000	1	0	1	1.2	1	0	0	1	0	0	0	1.5
vs. Virginia Tech	12/29/12																							
LMU	01/03/13																							
at San Francisco	01/05/13																							
PEPPERDINE	01/10/13																							
at Santa Clara	01/12/13																							
SAINT MARY'S	01/16/13																							
SAN DIEGO	01/19/13																							
at Gonzaga	01/24/13																							
at Portland	01/26/13																							
at Pepperdine	01/31/13																							
SANTA CLARA	02/02/13																							
at San Diego	02/07/13																							
SAN FRANCISCO	02/09/13																							
PORTLAND	02/16/13																							
UTAH STATE	02/19/13																							
at Saint Mary's	02/21/13																							
GONZAGA	02/28/13																							
at LMU	03/02/13																							
Totals			0	69	7	18	.389	0	0	.000	6	9	.667	8	7	15	1.2	22	1	1	6	2	20	1.5

CAREER STATISTICS (ALL GAMES)

Year	GP	GS	Min	Avg	FG	FGA	Pct	3FG	FGA	Pct	FT	FTA	Pct	Off	Def	TR	Avg	PF	FO	A	TO	Blk	Stl	Pts	Avg
2012-13	13	0	69	5.3	7	18	.389	0	0	.000	6	9	.667	8	7	15	1.2	22	1	1	6	2	2	20	1.5
TOTAL	13	0	69	5.3	7	18	.389	0	0	.000	6	9	.667	8	7	15	1.2	22	1	1	6	2	2	20	1.5

CAREER STATISTICS (CONFERENCE GAMES)

Year	GP	GS	Min	Avg	FG	FGA	Pct	3FG	FGA	Pct	FT	FTA	Pct	Off	Def	TR	Avg	PF	FO	A	TO	Blk	Stl	Pts	Avg
2012-13	0	0	0	0.0	0	0	.000	0	0	.000	0	0	.000	0	0	0	0.0	0	0	0	0	0	0	0	0.0
TOTAL	0	0	0	0.0	0	0	.000	0	0	.000	0	0	.000	0	0	0	0.0	0	0	0	0	0	0	0	0.0

Official Basketball Box Score -- Game Totals -- Final Statistics
UTSA vs BYU
11/21/12 7:05 pm at Provo, Utah, Marriott Center

UTSA 62 • 3-2, 0-0 WAC

#	Player	Total		3-Ptr		Rebounds			PF	TP	A	TO	Blk	Stl	Min
		FG-FGA	FG-FGA	FT-FTA	FT-FTA	Off	Def	Tot							
03	Wilkins, Larry	* 2-6	0-0	0-0	0	1	1	3	4	3	2	0	0	26	
11	Hale III, Michael	* 4-8	2-4	3-4	0	2	2	1	13	4	4	0	2	40-	
12	Hill, Jeremie	* 5-17	1-4	1-2	0	6	6	4	12	0	1	0	1	37	
22	Burrage, Kannon	* 9-21	0-4	4-4	0	3	3	1	22	2	1	0	1	37	
32	Sims, Jordan	* 2-3	1-2	0-0	0	2	2	1	5	1	0	0	4	23	
00	Price, A.J.	0-0	0-0	0-0	0	1	1	0	0	0	0	0	0	8	
02	Thomas, Hyjii	1-2	0-0	0-1	0	2	2	1	2	0	1	0	0	11	
10	Hines, Jeremy	0-0	0-0	0-0	0	0	0	0	0	0	0	0	0	0+	
20	McGregor, Edrico	1-3	0-0	2-2	1	0	1	5	4	0	1	0	0	11	
42	Wood, Tyler	0-1	0-1	0-0	0	0	0	0	0	0	1	0	1	7	
	Team				2	1	3								
	Totals	24-61	4-15	10-13	3	18	21	16	62	10	11	0	9	200	

FG % 1st Half: 11-28 39.3% 2nd half: 13-33 39.4% Game: 24-61 39.3%
 3FG % 1st Half: 1-5 20.0% 2nd half: 3-10 30.0% Game: 4-15 26.7%
 FT % 1st Half: 5-8 62.5% 2nd half: 5-5 100.0% Game: 10-13 76.9%

BYU 81 • 3-2, 0-0 WCC

#	Player	Total		3-Ptr		Rebounds			PF	TP	A	TO	Blk	Stl	Min
		FG-FGA	FG-FGA	FT-FTA	FT-FTA	Off	Def	Tot							
00	DAVIES, Brandon	* 7-13	0-0	8-8	3	7	10	3	22	3	6	1	0	26	
03	HAWS, Tyler	* 8-16	2-4	2-2	2	4	6	1	20	3	3	0	0	35	
10	CARLINO, Matt	* 1-8	0-2	0-0	2	0	2	1	2	3	1	0	0	10	
12	SHARP, Josh	* 4-5	0-0	0-0	2	4	6	2	8	0	1	1	1	30	
13	ZYLSTRA, Brock	* 2-5	1-3	0-0	0	5	5	0	5	3	0	1	1	32	
01	DELGADO, Raul	1-3	0-0	0-0	0	0	0	1	2	1	0	0	0	6	
02	CUSICK, Craig	3-3	1-1	0-0	0	8	8	1	7	4	3	0	1	29	
05	AMBROSINO, Agustin	2-2	2-2	0-0	1	2	3	2	6	2	3	0	0	9	
20	WINDER, Anson	0-0	0-0	1-2	0	0	0	0	1	0	0	0	0	2	
23	CALVERT, Cory	1-3	0-2	0-0	0	1	1	0	2	0	0	0	1	6	
33	AUSTIN, Nate	0-0	0-0	2-2	1	1	2	2	2	0	1	0	0	7	
42	HARWARD, Ian	2-2	0-0	0-0	1	2	3	2	4	0	0	0	0	8	
	Team				0	2	2								
	Totals	31-60	6-14	13-14	12	36	48	15	81	19	18	2	4	200	

FG % 1st Half: 19-34 55.9% 2nd half: 12-26 46.2% Game: 31-60 51.7%
 3FG % 1st Half: 4-8 50.0% 2nd half: 2-6 33.3% Game: 6-14 42.9%
 FT % 1st Half: 6-6 100.0% 2nd half: 7-8 87.5% Game: 13-14 92.9%

Officials: Donald McAllister, Justin Van Duyn, Tom Nally
 Technical fouls: UTSA-None, BYU-None.
 Attendance: 16475

Score by periods	1st	2nd	Total
UTSA	28	34	62
BYU	48	33	81

Last FG - UTSA 2nd-00:39, BYU 2nd-02:30.
 Largest lead - UTSA by 2 1st-16:52, BYU by 23 1st-01:54.

Score tied - 4 times.
 Lead changed - 8 times.

Official Basketball Box Score -- Game Totals -- Final Statistics
Cal State Northridge vs BYU
11/24/12 7:05 pm at Provo, Utah, Marriott Center

Cal State Northridge 75 • 6-1, 0-0

#	Player	Total		3-Ptr		Rebounds			PF	TP	A	TO	Blk	Stl	Min
		FG-FGA	FG-FGA	FT-FTA	FT-FTA	Off	Def	Tot							
00	Greene, Josh	* 4-12	3-7	2-2	1	1	2	1	13	2	1	0	0	30	
03	Hicks, Stephan	* 7-13	2-2	9-11	3	5	8	3	25	1	1	0	1	33	
21	Maxwell, Stephen	* 8-13	0-0	1-2	2	3	5	4	17	3	3	0	1	24	
25	Guei, Allan	* 2-4	0-0	0-0	0	3	3	0	4	0	0	0	0	26	
35	Hale-Edmerson, Tre	* 0-2	0-1	0-1	2	1	3	2	0	5	2	0	0	26	
02	Drew, Landon	2-6	0-1	0-0	0	1	1	4	4	3	2	0	0	14	
12	Johnson, Donovan	0-3	0-0	0-0	0	1	1	1	0	0	1	0	0	12	
22	Tilford, Morgan	0-0	0-0	0-2	0	4	4	2	0	2	0	0	0	7	
30	Williams, Trevone	2-7	0-2	2-2	1	5	6	2	6	1	1	0	0	17	
32	Perry, Brandon	2-4	0-0	2-2	1	0	1	4	6	0	0	0	0	11	
	Team				2	1	3								
	Totals	27-64	5-13	16-22	13	24	37	23	75	15	13	0	5	200	

FG % 1st Half: 13-28 46.4% 2nd half: 14-36 38.9% Game: 27-64 42.2%
 3FG % 1st Half: 0-3 0.0% 2nd half: 5-10 50.0% Game: 5-13 38.5%
 FT % 1st Half: 14-18 77.8% 2nd half: 2-4 50.0% Game: 16-22 72.7%

BYU 87 • 4-2, 0-0

#	Player	Total		3-Ptr		Rebounds			PF	TP	A	TO	Blk	Stl	Min
		FG-FGA	FG-FGA	FT-FTA	FT-FTA	Off	Def	Tot							
00	DAVIES, Brandon	* 5-10	0-0	2-2	1	7	8	3	12	3	1	1	1	29	
02	CUSICK, Craig	* 2-6	1-4	0-0	1	2	3	0	5	2	2	0	1	33	
03	HAWS, Tyler	* 9-17	2-4	12-12	3	3	6	2	32	1	2	0	0	33	
05	AMBROSINO, Agustin	* 1-2	0-1	0-0	0	1	1	3	2	0	1	0	0	7	
13	ZYLSTRA, Brock	* 4-9	2-5	4-5	0	7	7	4	14	5	2	1	2	36	
10	CARLINO, Matt	4-9	0-2	0-0	2	0	2	1	8	6	1	0	1	20	
12	SHARP, Josh	4-7	0-0	1-2	1	2	3	3	9	1	2	2	0	23	
20	WINDER, Anson	0-0	0-0	0-0	0	0	0	0	0	0	0	0	0	7	
33	AUSTIN, Nate	1-2	0-0	1-4	2	3	5	1	3	0	0	1	0	8	
42	HARWARD, Ian	0-2	0-0	2-2	1	0	1	2	2	0	1	0	0	4	
	Team				1	2	3								
	Totals	30-64	5-16	22-27	12	27	39	19	87	18	12	5	5	200	

FG % 1st Half: 14-33 42.4% 2nd half: 16-31 51.6% Game: 30-64 46.9%
 3FG % 1st Half: 1-9 11.1% 2nd half: 4-7 57.1% Game: 5-16 31.3%
 FT % 1st Half: 17-19 89.5% 2nd half: 5-8 62.5% Game: 22-27 81.5%

Officials: Michael Greenstein, Kurt Walker, Milton Stowe
 Technical fouls: Cal State Northridge-Greene, Josh, BYU-ZYLSTRA, Brock;
 DAVIES, Brandon.
 Attendance: 20900
 Marriott Center sellout

Score by periods	1st	2nd	Total
Cal State Northridge	40	35	75
BYU	46	41	87

Last FG - CSUN 2nd-04:01, BYU 2nd-00:35.
 Largest lead - CSUN by 4 1st-12:24, BYU by 12 2nd-00:20.

Score tied - 9 times.
 Lead changed - 4 times.

Official Basketball Box Score -- Game Totals -- Final Statistics
Montana vs BYU
11/28/12 7:05 pm at Salt Lake City UT Energy Solutions Arena

Montana 60 • 3-2, 0-0 Big Sky

#	Player	Total		3-Ptr		Rebounds			PF	TP	A	TO	Blk	Stl	Min
		FG-FGA	FG-FGA	FT-FTA	FT-FTA	Off	Def	Tot							
02	HENDERSON, Kevin	* 0-2	0-1	0-0	0	0	0	0	0	0	0	0	0	14	
20	DESHIELDS, Keron	* 3-8	1-1	5-5	1	2	3	2	12	2	3	0	0	26	
32	JAMAR, Kareem	* 6-11	1-2	4-6	1	8	9	1	17	2	2	0	0	35	
40	WARD, Mathias	* 3-8	0-3	1-2	0	1	1	5	7	0	3	0	0	19	
11	MARTIN, Andy	* 0-2	0-0	6-6	1	2	3	5	6	0	2	1	0	19	
10	GREGORY, Jordan	3-7	2-4	0-0	1	2	3	1	8	3	1	0	2	32	
12	WILEY, Jake	0-1	0-0	0-0	0	2	2	2	0	0	1	0	0	11	
15	EMERSON, Nick	0-0	0-0	0-0	0	0	0	0	0	0	0	0	0	2	
24	COLEMAN, Spencer	1-5	1-3	0-2	0	2	2	5	3	1	2	0	1	18	
33	WEISNER, Mike	3-5	1-2	0-0	0	2	2	1	7	0	3	1	1	24	
	Team				5	0	5								
	Totals	19-49	6-16	16-21	9	21	30	22	60	8	17	2	4	200	

FG % 1st Half: 12-25 48.0% 2nd half: 7-24 29.2% Game: 19-49 38.8%
 3FG % 1st Half: 4-9 44.4% 2nd half: 2-7 28.6% Game: 6-16 37.5%
 FT % 1st Half: 3-4 75.0% 2nd half: 13-17 76.5% Game: 16-21 76.2%

BYU 85 • 5-2, 0-0 WCC

#	Player	Total		3-Ptr		Rebounds			PF	TP	A	TO	Blk	Stl	Min
		FG-FGA	FG-FGA	FT-FTA	FT-FTA	Off	Def	Tot							
00	DAVIES, Brandon	* 6-13	0-1	9-17	3	7	10	0	21	6	1	2	4	33	
02	CUSICK, Craig	* 2-6	2-5	0-0	0	3	3	3	6	2	0	0	3	27	
03	HAWS, Tyler	* 6-12	1-4	5-6	0	2	2	0	18	3	3	1	1	31	
12	SHARP, Josh	* 6-8	0-0	1-2	5	3	8	3	13	0	1	0	0	25	
13	ZYLSTRA, Brock	* 3-6	2-5	0-0	1	4									

Official Basketball Box Score -- Game Totals -- Final Statistics
UTAH vs BYU
12/08/12 7:05 pm at Provo, Utah, Marriott Center

UTAH 58 • 6-3, 0-0 Pac 12

#	Player	Total		3-Ptr		Rebounds			PF	TP	A	TO	Blk	Stl	Min
		FG-FGA	FG-FGA	FT-FTA	Off	Def	Tot								
01	Dean, Glen	* 3-10	3-6	1-2	0	4	4	1	10	3	3	0	0	32	
05	DuBois, Jarred	* 1-8	0-6	2-4	0	2	2	4	4	2	6	0	1	33	
21	Loveridge, Jordan	* 5-11	1-2	3-3	0	0	0	1	14	1	0	1	0	36	
31	Bachynski, Dallin	* 2-3	0-0	3-4	2	7	9	4	7	2	2	1	0	16	
43	Martin, Cedric	* 0-4	0-2	0-0	2	4	6	3	0	2	0	0	2	25	
02	Dotson, Aaron	* 2-3	0-1	0-0	0	0	0	1	4	2	1	0	0	9	
03	Seymour, Justin	* 1-6	1-5	2-2	0	6	6	2	5	0	2	0	0	18	
10	Lenz, Renan	* 1-2	1-1	2-2	0	1	1	3	5	0	0	0	0	8	
42	Washburn, Jason	* 4-5	0-0	1-1	3	4	7	2	9	0	1	2	0	23	
Team					2	3	5								
Totals		19-52	6-23	14-18	9	31	40	21	58	12	15	4	3	200	

FG % 1st Half: 13-28 46.4% 2nd half: 6-24 25.0% Game: 19-52 36.5% Deadball Rebounds 2
 3FG % 1st Half: 3-8 37.5% 2nd half: 3-15 20.0% Game: 6-23 26.1%
 FT % 1st Half: 6-7 85.7% 2nd half: 8-11 72.7% Game: 14-18 77.8%

BYU 61 • 6-3, 0-0 WCC

#	Player	Total		3-Ptr		Rebounds			PF	TP	A	TO	Blk	Stl	Min
		FG-FGA	FG-FGA	FT-FTA	Off	Def	Tot								
00	DAVIES, Brandon	* 4-10	0-0	3-6	4	2	6	3	11	0	3	3	2	33	
02	CUSICK, Craig	* 2-6	2-5	2-2	0	0	0	2	8	2	2	0	2	29	
03	HAWS, Tyler	* 2-10	0-3	10-10	2	4	6	2	14	1	1	0	1	34	
12	SHARP, Josh	* 1-6	0-1	0-2	3	6	9	4	2	0	0	0	2	31	
13	ZYLSTRA, Brock	* 0-6	0-4	0-0	0	5	5	1	0	1	3	0	0	21	
01	DELGADO, Raul	* 0-1	0-1	0-0	1	0	1	0	0	0	0	0	0	1	
10	CARLINO, Matt	* 7-13	5-10	0-0	0	3	3	2	19	5	2	0	3	30	
20	WINDER, Anson	* 1-4	0-2	1-2	0	1	1	0	3	0	0	0	0	8	
33	AUSTIN, Nate	* 1-4	0-0	0-0	1	2	3	1	2	0	0	0	0	9	
42	HARWARD, Ian	* 1-1	0-0	1-1	2	0	2	1	2	0	0	0	0	4	
Team					3	3	6								
Totals		19-61	7-26	16-23	16	26	42	16	61	9	11	3	10	200	

FG % 1st Half: 9-31 29.0% 2nd half: 10-30 33.3% Game: 19-61 31.1% Deadball Rebounds 2
 3FG % 1st Half: 3-14 21.4% 2nd half: 4-12 33.3% Game: 7-26 26.9%
 FT % 1st Half: 5-6 83.3% 2nd half: 11-17 64.7% Game: 16-23 69.6%

Officials: Mike Scyphers, Randy McCall, Ken Ditty
 Technical fouls: UTAH-None. BYU-DAVIES, Brandon.
 Attendance: 16109

Score by periods	1st	2nd	Total
UTAH	35	23	58
BYU	26	35	61

Last FG - UTAH 2nd-07:05, BYU 2nd-02:47.
 Largest lead - UTAH by 12 1st-02:59, BYU by 3 2nd-00:16.

Score tied - 6 times.
 Lead changed - 5 times.

Official Basketball Box Score -- Game Totals -- Final Statistics
BYU vs Weber State
12/15/12 7:00 p.m. at Ogden, Utah (Dee Events Center)

BYU 78 • 7-3

#	Player	Total		3-Ptr		Rebounds			PF	TP	A	TO	Blk	Stl	Min
		FG-FGA	FG-FGA	FT-FTA	Off	Def	Tot								
03	HAWS, Tyler	f 6-15	1-2	10-10	2	4	6	2	23	3	1	1	2	38	
12	SHARP, Josh	f 0-0	0-0	0-0	0	2	2	4	0	1	0	0	0	8	
00	DAVIES, Brandon	c 14-17	0-0	5-6	2	6	8	2	33	1	3	1	0	36	
02	CUSICK, Craig	c 1-3	0-1	0-0	0	4	4	3	2	1	0	0	0	23	
10	CARLINO, Matt	g 3-7	0-3	0-0	0	4	4	3	6	2	6	0	1	30	
01	DELGADO, Raul	g 1-2	0-1	0-0	0	2	2	2	2	0	0	0	2	12	
05	AMBROSINO, Agustin	g 0-1	0-1	0-0	0	0	0	0	0	0	0	0	0	8	
13	ZYLSTRA, Brock	g 0-2	0-1	0-0	1	1	2	0	0	0	1	0	0	11	
23	CALVERT, Cory	g 3-4	1-1	2-2	1	1	2	1	9	0	1	0	0	10	
33	AUSTIN, Nate	g 1-2	0-0	1-2	3	3	6	3	3	0	0	0	0	20	
42	HARWARD, Ian	g 0-1	0-0	0-0	1	0	1	0	0	0	1	0	1	4	
Team					0	0	0								
Totals		29-54	2-10	18-20	9	27	36	20	78	10	13	2	6	200	

FG % 1st Half: 12-25 48.0% 2nd half: 17-29 58.6% Game: 29-54 53.7% Deadball Rebounds 1
 3FG % 1st Half: 0-4 0.0% 2nd half: 2-6 33.3% Game: 2-10 20.0%
 FT % 1st Half: 12-12 100.0% 2nd half: 6-8 75.0% Game: 18-20 90.0%

Weber State 68 • 4-3

#	Player	Total		3-Ptr		Rebounds			PF	TP	A	TO	Blk	Stl	Min
		FG-FGA	FG-FGA	FT-FTA	Off	Def	Tot								
13	OTIS, Frank	f 3-4	0-0	0-1	2	5	7	1	6	1	3	0	0	25	
15	BERRY, Davion	f 10-14	1-4	4-5	0	2	2	3	25	2	2	0	2	30	
44	TRESNAK, Kyle	c 1-4	0-0	2-5	1	1	2	3	4	0	2	0	0	17	
04	BAMFORTH, Scott	g 1-8	1-5	0-2	0	1	1	2	3	3	1	0	0	28	
05	RICHARDSON, Jordan	g 3-9	2-7	0-0	0	2	2	1	8	2	0	0	0	29	
00	WHEELWRIGHT, Gelaun	g 4-9	0-3	4-4	1	1	2	3	12	3	1	0	1	20	
21	BOLOMBOY, Joel	g 3-5	0-0	1-4	3	4	7	3	7	0	1	1	0	27	
32	WILLIAMS, Royce	g 0-0	0-0	3-4	0	0	0	1	3	0	0	0	0	12	
45	HAJEK, James	g 0-3	0-0	0-0	3	1	4	2	0	0	1	0	1	12	
Team					0	1	1								
Totals		25-56	4-19	14-25	11	17	28	19	68	11	11	1	4	200	

FG % 1st Half: 11-27 40.7% 2nd half: 14-29 48.3% Game: 25-56 44.6% Deadball Rebounds 4
 3FG % 1st Half: 2-12 16.7% 2nd half: 2-7 28.6% Game: 4-19 21.1%
 FT % 1st Half: 2-9 22.2% 2nd half: 12-16 75.0% Game: 14-25 56.0%

Officials: Horace Shields, Klaus Endrissat, Deldre Carr
 Technical fouls: BYU-None. Weber State-None.
 Attendance: 8695

Score by periods	1st	2nd	Total
BYU	36	42	78
Weber State	26	42	68

Last FG - BYU 2nd-00:40, WSU 2nd-00:32.
 Largest lead - BYU by 15 2nd-06:01, WSU by 2 1st-17:20.

Score tied - 3 times.
 Lead changed - 2 times.

Official Basketball Box Score -- Game Totals -- Final Statistics
Eastern New Mexico vs BYU
12/18/12 7:05 pm at Provo, Utah, Marriott Center

Eastern New Mexico 62 • 5-6, 0-0 LSC

#	Player	Total		3-Ptr		Rebounds			PF	TP	A	TO	Blk	Stl	Min
		FG-FGA	FG-FGA	FT-FTA	Off	Def	Tot								
01	BLACKMON, Rodney	* 5-12	2-3	2-2	0	1	1	3	14	6	6	0	1	32	
04	LOVE, Rafael	* 1-6	1-6	0-0	1	3	4	0	3	0	1	0	1	29	
10	LANTZ, Kyle	* 0-3	0-1	0-0	0	2	2	0	0	0	0	0	2	18	
11	HARDWELL, Dennis	* 3-8	1-2	2-2	1	3	4	0	9	3	1	0	1	21	
20	MCFARLAND, Greg	* 4-7	0-2	0-0	2	1	3	3	8	2	2	0	0	24	
03	HOULIHAN, Dylan	* 0-2	0-2	0-0	0	2	2	0	1	0	0	0	0	7	
22	ROMERO, Jordan	* 4-9	4-9	0-0	1	4	5	2	12	1	1	0	0	23	
23	DE LA CERDA, Deyton	* 0-3	0-1	0-0	1	1	2	0	0	0	0	0	0	12	
24	AWOYE, Jordan	* 0-3	0-1	0-0	0	1	1	3	0	1	0	0	0	10	
30	DOMINGO, Lawrence	* 4-8	0-0	2-5	1	4	5	1	10	1	3	0	0	16	
32	HENRY, Phil	* 3-5	0-0	0-1	0	1	1	3	6	0	1	0	0	8	
Team					4	3	7								
Totals		24-66	8-27	6-10	11	26	37	19	62	15	15	0	4	200	

FG % 1st Half: 12-32 37.5% 2nd half: 12-34 35.3% Game: 24-66 36.4% Deadball Rebounds 1
 3FG % 1st Half: 5-15 33.3% 2nd half: 3-12 25.0% Game: 8-27 29.6%
 FT % 1st Half: 0-4 0.0% 2nd half: 6-6 100.0% Game: 6-10 60.0%

BYU 95 • 8-3, 0-0 WCC

#	Player	Total		3-Ptr		Rebounds			PF	TP	A	TO	Blk	Stl	Min
		FG-FGA	FG-FGA	FT-FTA	Off	Def	Tot								
00	DAVIES, Brandon	* 6-10	1-1	4-5	1	5	6	1	17	3	0	2	1	21	
02	CUSICK, Craig	* 3-5	2-4	0-0	0	5	5	1	8	6	1	0	2	21	
03	HAWS, Tyler	* 9-15	1-4	0-0	1	4	5	0	19	1	2	0	2	26	
10	CARLINO, Matt	* 1-3	1-2	0-0	1	1	2	1	3	3	2	0	3	16	
33	AUSTIN, Nate	* 2-4	1-2	0-0	2	1	3	2	5	4	1	1	1	15	
01	DELGADO, Raul	* 2-6	0-2	0-1	1	5	6	3	4	3	3	0	2	16	
05	AMBROSINO, Agustin	* 6-13	1-5	1-2	2	6	8	2	14	2	0	0	0	22	
12	SHARP, Josh	* 2-3	0-0	2-2	2	1	3	2	6	0	0	0	0	13	
13	ZYLSTRA, Brock	* 2-3	1-1	1-2	0										

Official Basketball Box Score -- Game Totals -- Final Statistics
Northern Arizona vs BYU
12/27/12 7:05 pm at Provo, Utah, Marriott Center

Northern Arizona 54 • 4-8, 1-1

#	Player	Total		3-Ptr	FT-FTA	Rebounds			PF	TP	A	TO	Blk	Stl	Min
		FG-FGA	FG-FGA			Off	Def	Tot							
20	BEWERNICK, Gaellan	f	2-4	0-0	0-0	3	4	7	2	4	1	0	0	0	22
33	JACOBSEN, Max	f	3-6	0-0	0-0	1	1	2	1	6	0	2	0	2	21
11	ROGERS, Gabe	g	2-13	0-6	4-5	1	2	3	0	8	3	10	0	0	32
12	RUSSELL, DeWayne	g	4-14	1-3	0-0	0	0	0	3	9	1	4	0	1	27
21	SALDIVAR, Stallon	g	3-6	2-3	0-0	1	8	9	2	8	4	3	0	3	35
01	HAMILTON, Blake	g	0-1	0-1	0-0	0	0	0	0	0	0	0	0	0	0
02	DUNN, Michael	g	7-9	1-3	2-2	0	4	4	2	17	1	2	0	1	19
10	HEINE, Chris	g	0-0	0-0	0-0	0	0	0	0	0	0	0	0	1	2
23	FLORES, Luis	g	0-2	0-2	0-0	0	0	0	0	0	0	0	0	0	4
30	GOSAR, Bryce	g	0-0	0-0	0-0	0	0	0	0	0	0	1	0	0	2
34	MARTIN, Jordyn	g	0-1	0-0	0-1	0	4	4	5	0	0	2	1	0	22
42	EKANEM, Ephraim	g	1-4	0-0	0-2	0	8	8	0	2	0	0	1	2	14
Team						3	1	4							
Totals			22-60	4-18	6-10	9	32	41	15	54	10	24	2	10	200

FG % 1st Half: 9-30 30.0% 2nd half: 13-30 43.3% Game: 22-60 36.7% Deadball
 3FG % 1st Half: 2-9 22.2% 2nd half: 2-9 22.2% Game: 4-18 22.2% Rebounds
 FT % 1st Half: 3-3 100.0 2nd half: 3-7 42.9% Game: 6-10 60.0% 1

BYU 84 • 9-4, 0-0

#	Player	Total		3-Ptr	FT-FTA	Rebounds			PF	TP	A	TO	Blk	Stl	Min
		FG-FGA	FG-FGA			Off	Def	Tot							
00	DAVIES, Brandon	f	13-16	0-1	1-1	1	9	10	2	27	1	2	1	3	26
12	SHARP, Josh	f	1-3	0-0	0-0	0	4	4	0	2	1	1	0	0	13
03	HAWS, Tyler	g	5-10	3-4	2-2	3	1	4	1	15	4	3	0	2	25
10	CARLINO, Matt	g	3-9	0-1	0-0	0	2	2	1	6	6	3	0	2	18
13	ZYLSTRA, Brock	g	2-4	0-1	2-3	2	2	4	1	6	2	0	1	3	19
01	DELGADO, Raul	g	4-7	3-5	0-0	0	0	0	0	11	2	0	2	1	17
02	CUSICK, Craig	g	0-3	0-3	0-0	0	2	2	2	0	0	1	0	2	13
05	AMBROSINO, Agustin	g	3-7	2-6	0-2	0	4	4	1	8	2	0	0	1	23
20	WINDER, Anson	g	0-2	0-2	1-2	0	3	3	2	1	2	1	0	1	17
23	CALVERT, Cory	g	1-4	0-2	1-3	1	0	1	0	3	0	1	0	0	12
33	AUSTIN, Nate	g	0-3	0-0	5-6	2	2	4	1	5	0	0	0	0	12
42	HARWARD, Ian	g	0-1	0-0	0-0	1	0	1	1	0	0	1	0	0	5
Team						1	3	4							
Totals			32-69	8-25	12-19	11	32	43	12	84	20	13	4	15	200

FG % 1st Half: 19-36 52.8% 2nd half: 13-33 39.4% Game: 32-69 46.4% Deadball
 3FG % 1st Half: 4-12 33.3% 2nd half: 4-13 30.8% Game: 8-25 32.0% Rebounds
 FT % 1st Half: 6-7 85.7% 2nd half: 6-12 50.0% Game: 12-19 63.2% 1

Officials: Michael Scyphers, Tony Padilla, Mark Cook
 Technical fouls: Northern Arizona-None. BYU-None.
 Attendance: 17342

Score by periods	1st	2nd	Total
Northern Arizona	23	31	54
BYU	48	36	84

Points	In	Off	2nd	Fast	Bench
NAU	18	6	8	6	19
BYU	40	18	11	15	28

Last FG - NAU 2nd-04:56, BYU 2nd-05:51.
 Largest lead - NAU by 2 1st-16:46, BYU by 38 2nd-10:16.

Score tied - 1 time.
 Lead changed - 4 times.

2012-13 SEASON STATISTICS
BYU Combined Team Statistics (as of Dec 27, 2012)
All games

RECORD:	OVERALL	HOME	AWAY	NEUTRAL
ALL GAMES	9-4	7-0	1-2	1-2
CONFERENCE	0-0	0-0	0-0	0-0
NON-CONFERENCE	9-4	7-0	1-2	1-2

#	Player	gp-gs	min	avg	Total		3-Point		F-Throw		Rebounds				pf	dq	a	to	blk	stl	pts	avg		
					fg-fga	fg%	3fg-fga	3fg%	ft-fta	ft%	off	def	tot	avg										
00	DAVIES, Brandon	13-13	369	28.4	96-170	.565	3-8	.375	69-99	.697	29	78	107	8.2	36	0	33	36	22	20	264	20.3		
03	HAWS, Tyler	13-13	421	32.4	88-189	.466	16-45	.356	59-62	.952	24	45	69	5.3	18	0	37	32	3	18	251	19.3		
10	CARLINO, Matt	13-9	307	23.6	39-101	.386	9-40	.225	5-8	.625	9	28	37	2.8	18	0	53	29	0	19	92	7.1		
13	ZYLSTRA, Brock	13-10	301	23.2	31-77	.403	15-43	.349	11-15	.733	6	40	46	3.5	26	0	24	12	2	14	88	6.8		
02	CUSICK, Craig	13-7	307	23.6	20-59	.339	13-40	.325	7-11	.636	3	36	39	3.0	20	0	33	19	0	16	60	4.6		
12	SHARP, Josh	13-10	263	20.2	25-47	.532	0-2	.000	8-13	.615	24	34	58	4.5	31	0	5	11	7	4	58	4.5		
33	AUSTIN, Nate	13-2	180	13.8	19-46	.413	2-5	.400	12-20	.600	26	25	51	3.9	24	1	7	7	7	7	52	4.0		
05	AMBROSINO, Agustin	12-1	115	9.6	15-35	.429	8-24	.333	1-4	.250	5	18	23	1.9	12	0	7	7	2	2	39	3.3		
01	DELGADO, Raul	11-0	111	10.1	13-34	.382	5-16	.313	2-3	.667	4	13	17	1.5	14	0	11	4	2	7	33	3.0		
23	CALVERT, Cory	11-0	94	8.5	12-29	.414	4-12	.333	3-5	.600	1	8	9	0.8	9	0	6	5	0	1	31	2.8		
42	HARWARD, Ian	13-0	69	5.3	7-18	.389	0-0	.000	6-9	.667	8	7	15	1.2	22	1	1	6	2	2	20	1.5		
20	WINDER, Anson	9-0	63	7.0	2-12	.167	0-6	.000	4-8	.500	1	6	7	0.8	4	0	5	2	1	2	8	0.9		
Team											18	26	44											
Total.....		13	2600		367-817	.449	75-241	.311	187-257	.728	158	364	522	40.2	234	2	222	171	48	112	996	76.6		
Opponents.....		13	2600		315-757	.416	79-247	.320	186-262	.710	128	336	464	35.7	240	6	174	196	40	89	895	68.8		

TEAM STATISTICS	BYU	OPP	Date	Opponent	Score	Att.
SCORING	996	895	11/09/12	TENNESSEE STATE	w 81-66	16283
Points per game	76.6	68.8	11/13/12	GEORGIA STATE	w 80-62	13181
Scoring margin	+7.8	-	11/16/12	vs Florida State	L 70-88	6433
FIELD GOALS-ATT	367-817	315-757	11/17/12	vs Notre Dame	L 68-78	5502
Field goal pct	.449	.416	11/21/12	UTSA	w 81-62	16475
3 POINT FG-ATT	75-241	79-247	11/24/12	CAL STATE NORTHRIDGE	w 87-75	20900
3-point FG pct	.311	.320	11/28/12	vs Montana	w 85-60	12378
3-pt FG made per game	5.8	6.1	12-01-12	at Iowa State	L 62-83	13739
FREE THROWS-ATT	187-257	186-262	12/08/12	UTAH	w 61-58	16109
Free throw pct	.728	.710	12/15/12	at Weber State	w 78-68	8695
F-Throws made per game	14.4	14.3	12/18/12	EASTERN NEW MEXICO	w 95-62	15820
REBOUNDS	522	464	12/21/12	at Baylor	L 64-79	7239
Rebounds per game	40.2	35.7	12/27/12	NORTHERN ARIZONA	w 84-54	17342
Rebounding margin	+4.5	-				
ASSISTS	222	174				
Assists per game	17.1	13.4				
TURNOVERS	171	196				
Turnovers per game	13.2	15.1				
Turnover margin	+1.9	-				
Assist/turnover ratio	1.3	0.9				
STEALS	112	89				
Steals per game	8.6	6.8				
BLOCKS	48	40				
Blocks per game	3.7	3.1				
ATTENDANCE	116110	53986				
Home games-Avg/Game	7-16587	3-9891				
Neutral site-Avg/Game	-	3-8104				

* - Conference game

Score by Periods	1st	2nd	Totals
BYU	503	493	996
Opponents	429	466	895