

# Gonzaga University Men's Basketball



Game No. 21 vs. BYU Cougars – Saturday, January 25, 2014  
7 p.m. PST – McCarthy Athletic Center (6,000) – Spokane, WA



## 2013-14 Gonzaga Bulldogs Men's Basketball Schedule

DATE	OPPONENT	TIME
10/25	SIMON FRASER (Exhib.) (KHQ)	W 103-68
11/9	BRYANT (KHQ/ROOT)	W 100-76
11/11	COLORADO STATE (ESPNU)	W 93-61
11/17	OAKLAND (KAYU/ROOT)	W 82-67
11/21	WASHINGTON STATE (KHQ/ROOT)	W 90-74

**11/25 EA Sports/Maui Invitational/Lahaina, Maui**  
Game 1 – California d. Arkansas (ESPN2) 85-77  
Game 2 – Syracuse d. Minnesota (ESPN2) 75-67  
Game 3 – Baylor d. Chaminade (ESPNU) 93-77  
Game 4 - **Gonzaga** vs. Dayton (ESPN2) L 84-79

**11/26 EA Sports/Maui Invitational/Lahaina, Maui**  
Game 5 – Arkansas d. Minnesota (ESPN2) 87-73  
Game 6 – Chaminade vs. **Gonzaga** (ESPN2) W 113-81  
Game 7 – Syracuse d. California (ESPN) 92-81  
Game 8 – Baylor d. Dayton (ESPN) 67-66

**11/27 EA Sports/Maui Invitational/Lahaina, Maui**  
Game 9 – Minnesota d. Chaminade (7<sup>th</sup>/8<sup>th</sup> Place) (ESPNU) 83-68  
Game 10 – **Gonzaga** d. Arkansas (5<sup>th</sup>/6<sup>th</sup> Place) (ESPN2) W 91-81  
Game 11 – Dayton d. California (3<sup>rd</sup>/4<sup>th</sup> Place) (ESPN2) 82-64  
Game 12 – Syracuse d. Baylor (Championship) (ESPN) 74-67

12/1 **COPPIN STATE (KAYU/ROOT)** W 81-51

12/7 **NEW MEXICO STATE (ESPNU)** W 80-68

12/10 West Virginia (ESPN2) W 80-76

12/14 Battle in Seattle @ KeyArena  
South Alabama (KHQ/ROOT) W 68-59

12/21 Wichita Wildcat Classic @ INTRUST Bank Arena  
Gonzaga vs. Kansas State (ESPN2) L 72-62

12/28 **\*SANTA CLARA (ESPNU)** W 74-60

12/30 **\*SAN FRANCISCO (KHQ/ROOT)** W 69-41

1/2 **\*SAINT MARY'S (ESPN2)** W 73-51

1/4 **\*PACIFIC (FOX28/ROOT)** W 86-54

1/9 \*Portland (ESPNU) L 82-73

1/16 \*Pepperdine (KHQ/ROOT) W 70-53

1/18 \*Loyola Marymount (KHQ/ROOT) W 82-72

1/23 **\*SAN DIEGO (ESPNU)** W 59-56

1/25 **\*BYU (ESPN2)** 7 p.m.

1/29 \*Santa Clara (SWX/ROOT) 8 p.m.

2/1 \*San Francisco (KHQ/ROOT) 7 p.m.

2/5 **\*PORTLAND (KHQ/ROOT)** 8 p.m.

2/8 ESPN College Game Day @ Memphis, TN  
Gonzaga vs. Memphis 6 p.m.

2/13 **\*PEPPERDINE (KHQ/ROOT)** 6 p.m.

2/15 **\*LOYOLA MARYMOUNT (FOX28/ROOT)** 5 p.m.

2/20 \*BYU (ESPN or ESPN2) 6 p.m.

2/22 \*San Diego (ESPN2) 9 p.m.

2/27 \*Pacific (ESPNU) 7 p.m.

3/1 \*Saint Mary's (ESPN2) 7 p.m.

**3/6-11 #WCC Tournament @ Las Vegas, NV**

3/6 First Round 6 p.m.

3/7 Second Round 6 p.m.

3/8 Quarterfinals (ESPNU) 6/8:30 p.m.

3/9 Semifinals (ESPN2) 6/8:30 p.m.

3/11 Championship (ESPN/ESPN2) 6 p.m.

#THE ORLEANS ARENA

\*WEST COAST CONFERENCE GAME

ALL TIMES PACIFIC TIME ZONE

ALL TIMES SUBJECT TO CHANGE



## ZAGS ON THE TUBE

Saturday's game will be televised nationally on ESPN2. Veteran broadcaster Beth Mowins, who calls games for both ESPN and CBS, will be joined by analyst Kara Lawson, a gold medalist at the 2008 Beijing Olympics and current member of the Connecticut Sun of the WNBA who played collegiately at Tennessee.



## ZAGS ON THE AIR

All Gonzaga University men's basketball games are aired on the IMG Radio Network including flagship station 1510 KGA CBS Sports Radio in Spokane. Other stations on the network are **Spokane, Wash.** – KEYF-FM 101.1; **Moses Lake, Wash.** – KWIQ-AM 1020; **Portland, Ore.** – KUIK-AM 1360; **Seattle, Wash.** – KIXI-AM 880; **Shelton, Wash.** – KMAS-AM 1230; **St. Maries, Idaho** – KFOE-AM 1240; **Walla Walla, Wash.** – ESPN 1490; **Wenatchee, Wash.** – KKRT-AM 900.

**Sirius Satellite Radio** – Channel 190

Tom Hudson will once again be courtside calling the action and will be joined by former Bulldog Cory Violette.

## Projected Bulldog Starters

**No. NR/21 GONZAGA UNIVERSITY BULLDOGS (17-3; 7-1 West Coast)**

**G - 4 Kevin Pangos, 6-2, 182, Jr., Holland Landing, Ontario**  
(15.9 ppg, 3.7 rpg, 4.1 assists, 1.1 steals)

**G - 3 Kyle Dranginis, 6-5, 204, So., Nampa, ID**  
(7.2 ppg, 4.6 rpg, 3.3 assists, 1.2 steals, 0.7 blocks)

or **5 Gary Bell, 6-2, 205, Jr., Kent, WA**  
(12.1 ppg, 2.9 rpg, 1.9 assists, 0.7 steals)

**G - 11 David Stockton, 5-11, 165, Gr., Spokane, WA**  
(7.1 ppg, 2.1 rpg, 4.1 assists, 1.6 steals)

**C - 24 Przemek Karnowski, So., 7-1, 296, Torun, Poland**  
(10.2 ppg, 7.5 rpg, 0.5 assists, 0.3 steals, 1.7 blocks)

**F - 35 Sam Dower Jr., 6-9, 243, GR, Minneapolis, MN**  
(14.2 ppg, 6.9 rpg, 0.7 assists, 0.4 steals, 0.6 blocks)



**HEAD COACH:** Mark Few (University of Oregon, 1987)

**GONZAGA RECORD:** 391-96 (15<sup>th</sup> year – 25<sup>th</sup> at GU) **CAREER RECORD:** Same

**ASSISTANTS:** Tommy Lloyd (13<sup>th</sup> year, Whitman College, 1998)

Donny Daniels (3<sup>rd</sup> year, Cal State Fullerton, 1977)

Brian Michaelson (1<sup>st</sup> year, Gonzaga University, 2005 – 6<sup>th</sup> at GU)

## BASKETBALL

**OPERATIONS:** Jerry Krause (13<sup>th</sup> year, Wayne State University, 1959 – 20<sup>th</sup> at GU)

George Pfeifer (1<sup>st</sup> year, Lewis-Clark State College, 1979)

## VIDEO

**COORDINATOR:** Aaron Anderson (1<sup>st</sup> year, University of Illinois-Springfield – 6<sup>th</sup> at GU)

## ADMINISTRATIVE

**ASSISTANT:** Alex Hernandez (7<sup>th</sup> year, Gonzaga University, 2008)

**TRAINER:** Jennifer Nyland (15<sup>th</sup> year, Washington State University, 1998)

**NOTE:** First number is Associated Press ranking; second number USA Today ranking.

# Gonzaga University Men's Basketball



Game No. 21 vs. BYU Cougars – Saturday, January 25, 2014  
7 p.m. PST – McCarthy Athletic Center (6,000) – Spokane, WA



## GONZAGA ATHLETICS FACEBOOK

[www.facebook.com/GonzagaBulldogs](http://www.facebook.com/GonzagaBulldogs)

## MEN'S BASKETBALL FACEBOOK

[www.facebook.com/ZagMBB](http://www.facebook.com/ZagMBB)

## GONZAGA ATHLETICS ON TWITTER

@GonzagaBulldogs

## MEN'S BASKETBALL ON TWITTER

@ZagMBB

## QUICK FACTS

Name of School ..... Gonzaga University  
City/Zip ..... Spokane, WA 99258  
Founded ..... 1887  
Enrollment ..... 7,691  
Nickname ..... Bulldogs; Zags  
School Colors ..... Blue, white and red  
Home Court/  
Capacity ..... McCarthy Athletic Center (6,000)  
Affiliation ..... NCAA Division I  
Conference ..... West Coast (34<sup>th</sup> year)  
President ..... Dr. Thayne McCulloh  
Alma Mater/Year ..... Gonzaga University, 1990  
Athletics Director ..... Mike Roth  
Alma Mater/Year ..... Willamette University, 1979  
Athletic Department  
Phone Number ..... (509) 313-4202  
Ticket Office Phone ..... (509) 313-4046

## SPORTS INFORMATION OFFICE

Asst. AD/SID/MBB Contact ..... Oliver Pierce  
Office: ..... 509-313-6373  
E-Mail: ..... [pierce@athletics.gonzaga.edu](mailto:pierce@athletics.gonzaga.edu)  
Website: ..... [www.GoZags.com](http://www.GoZags.com)  
SID Mailing Address ..... Gonzaga University  
502 E Boone  
Spokane, WA 99258-0066  
Overnight Address ..... Gonzaga University  
502 E Boone  
Spokane, WA 99258-0066

## TEAM INFORMATION

Overall 2013 record (total/home/away/neutral) ..... 32-3/15-1/10-1/7-1  
Conference record/finish ..... 16-0/8-0/8-0 (1<sup>st</sup>)  
Final 2013 ranking ..... No 1 AP; No. 12 USA Today  
Lettermen returning/lost ..... 8/5  
Starters Returning/Lost ..... 4/1  
First year of basketball ..... 1908  
(1958-59 first season of NCAA Division I)  
Overall all-time record ..... 1,474 1,069 (.580)  
No. years in NCAA/last ..... 16 (2013)  
NCAA Tournament Record: ..... 17-16  
No. years in NIT/last ..... 3 (1998)  
No. WCC Tournament titles/last ..... 12 (2013)  
No. WCC Regular-Season titles/last ..... 15 (2013)



## 2014 West Coast Conference Standings

(Through games of 1/24/14)

	Conference			Overall		
	W	L	Pct.	W	L	Pct.
<b>GONZAGA</b>	7	1	.875	17	3	.850
Saint Mary's	5	2	.714	15	5	.750
BYU	5	3	.625	13	8	.619
San Francisco	5	3	.625	12	8	.600
Pepperdine	5	4	.556	12	9	.571
Portland	4	4	.500	12	8	.600
Santa Clara	3	5	.375	10	11	.476
Loyola Marymount	3	6	.333	11	10	.524
San Diego	2	6	.250	11	10	.524
Pacific	1	6	.143	10	8	.556

### Thursday, January 23

at Gonzaga 59, San Diego 56  
at Portland 114, BYU 110 (3OT)  
Loyola Marymount 92, at Pacific 81  
at Saint Mary's 89, Pepperdine 74

### Saturday, January 25

BYU at Gonzaga, 7 p.m.  
San Diego at Portland, 1 p.m.  
Loyola Marymount at Saint Mary's, 3 p.m.  
Santa Clara at San Francisco, 5 p.m.  
Pacific at Saint Mary's, 5 p.m.  
Pepperdine at Pacific, 7 p.m.  
**ALL GAMES PACIFIC TIME**

## West Coast Conference Standings 1992-Present

(Through Games of 1/24/14)

	Conference			Overall		
	W	L	Pct.	W	L	Pct.
<b>GONZAGA</b>	263	57	.822	561	170	.767
BYU*	27	13	.675	473	243	.661
Saint Mary's	177	142	.555	403	288	.583
Santa Clara	167	153	.522	375	318	.541
Pepperdine	157	164	.489	330	355	.482
San Francisco	154	166	.481	337	342	.496
San Diego	145	175	.453	340	336	.503
Portland	115	205	.359	287	381	.430
Loyola Marymount	98	223	.305	246	425	.367
Pacific#	1	6	.143	410	280	.594

\*Joined WCC July 1, 2011 #Joined WCC July 1, 2013

### NCAA Tournament Appearances Since 1992

Gonzaga (1995, '99, '00, '01, '02, '03, '04, '05, '06, '07, '08, '09, '10, '11, '12, '13)  
BYU ('92, '93, '95, '01, '03, '04, '07, '08, '09, '10, '11, '12)  
Pepperdine (1992, '94, '00, '02);  
Pacific (1992, '04, '05, '06); Portland (1996);  
Santa Clara (1993, '95, '96); San Diego (2003, '08);  
San Francisco (1998);  
Saint Mary's (1997, '08, '10, '12, '13)

### NIT Appearances Since 1992

Gonzaga (1994, '96, '98); Pepperdine (1993, '99)  
BYU (1951, '53, '54, '66), '82, '86, '94, '00, '02, '06, '13)  
Pacific (1998); Saint Mary's (2009); San Francisco (2005)

### WCC Championship Game Appearances Since 1992

Gonzaga (1992, '95, '96, '98, '99, '00, '01, '02, '03, '04, '05, '06, '07, '08, '09, '10, '11, '12, '13)  
Loyola Marymount (2006)  
Pepperdine (1992, '93, '94, '00, '02)  
Portland (1995, '96)  
Saint Mary's (1997, '04, '05, '09, '10, '11, '12, '13)  
San Diego (1994, '03, '08)  
San Francisco (1997, '98)  
Santa Clara (1993, '99, '01, '07)



## AP Associated Press

RK	TEAM	RECORD	PTS
1	Arizona (61)	18-0	1,621
2	Syracuse (4)	18-0	1,559
3	Michigan State	17-1	1,497
4	Villanova	16-1	1,377
5	Wichita State	19-0	1,368
6	Florida	15-2	1,303
7	San Diego State	16-1	1,211
8	Kansas	13-4	1,117
9	Wisconsin	16-2	1,074
10	Iowa	15-3	1,041
11	Oklahoma State	15-3	971
12	Louisville	16-3	804
13	Massachusetts	16-1	781
14	Kentucky	13-4	769
15	Cincinnati	17-2	736
16	Iowa State	14-3	644
17	Ohio State	15-3	549
18	Duke	14-4	447
19	Saint Louis	17-2	421
20	Pittsburgh	16-2	419
21	Michigan	13-4	362
22	Kansas State	14-4	221
23	Memphis	13-4	201
24	Baylor	13-4	170
25	Oklahoma	14-4	111

Others receiving votes: Creighton 98, Connecticut 62, Gonzaga 59, California 44, Colorado 26, UCLA 23, Harvard 12, George Washington 8, Missouri 6, Texas 5, Xavier 4, Southern Methodist 2, Virginia 1, New Mexico 1

Dropped from rankings: Creighton 20, Colorado 21, UCLA 25



RK	TEAM	RECORD	PTS
1	Arizona (30)	18-0	798
2	Syracuse (2)	18-0	769
3	Michigan State	17-1	736
4	Wichita State	19-0	695
5	Villanova	16-1	657
6	Florida	15-2	639
7	San Diego State	16-1	594
8	Wisconsin	16-2	506
9	Louisville	16-3	493
10	Iowa	15-3	455
11	Kansas	13-4	454
12	Massachusetts	16-1	444
12	Oklahoma State	15-3	444
14	Kentucky	13-4	371
15	Ohio State	15-3	326
16	Cincinnati	17-2	253
17	Iowa State	14-3	246
18	Duke	14-4	245
19	Pittsburgh	16-2	218
20	Saint Louis	17-2	176
21	<b>GONZAGA</b>	<b>16-3</b>	<b>140</b>
22	Memphis	13-4	134
23	Baylor	13-4	129
24	Creighton	15-3	99
25	Oklahoma	14-4	88
25	Michigan	13-4	88

Others receiving votes: Kansas State 81, California 23, Colorado 18, Missouri 16, Connecticut 12, Virginia 12, Oregon 11, George Washington 7, UCLA 7, Texas 5, Southern Miss 5, Toledo 3, Xavier 1, Stephen F. Austin 1, Harvard 1

Dropped from rankings: Colorado 22, UCLA 5

# Gonzaga University Men's Basketball



Game No. 21 vs. BYU Cougars – Saturday, January 25, 2014  
7 p.m. PST – McCarthy Athletic Center (6,000) – Spokane, WA



## 2013 Bulldogs In Review

- 32-3 record school mark for wins and first 30-win season in school history
- Ranked No. 1 final three weeks of Associated Press Top 25, inaugural No. 1 ranking in school history
- Ranked No. 1 in USA Today Top 25 rankings for three weeks and finished 12<sup>th</sup> in the final poll
- Earned inaugural No. 1 seed into NCAA Tournament
- 22 of Gonzaga's 32 wins were by double-digits, winning by an average of 19.4 ppg
- Went 16-0 in West Coast Conference play, fourth undefeated WCC season since 2004 and first in 9-team WCC
- The Bulldogs won the West Coast Conference regular-season title for the 16<sup>th</sup> time since 1994, co-champions in 1996, 2002 and 2011
- Gonzaga appeared in its 16<sup>th</sup> straight West Coast Conference Tournament championship game
- The Bulldogs won their 12<sup>th</sup> West Coast Conference Tournament title since 1995
- Gonzaga advanced to the Third Round of the NCAA Tournament with a Second-Round win over Southern



**BYU  
COUGARS**  
(13-8; 5-3 West Coast)  
QUICK FACTS

Location ..... Provo, Utah  
Enrollment ..... 33,336  
Founded ..... 1875  
Nickname ..... Cougars  
Colors ..... Blue and White  
Affiliation ..... NCAA Division I  
Conference ..... West Coast  
President ..... Cecil O. Samuelson  
Athletic Director ..... Tom Holmoe

### TEAM INFORMATION

Head Coach ..... Dave Rose (Houston, 1983)  
Career Record ..... 222-74 (9<sup>th</sup> year)  
Record at BYU ..... Same  
Assistants ..... Terry Nashif (BYU, 205)  
Tim LaComb (Utah, 2006)  
Mark Pope (Kentucky, 1996)  
Basketball Office Phone ..... 801.422.6955  
Overall 2013 record (total/home/away/neutral) ..... 24-12/15-3/7-5/2-4

2013 West Coast Conference Record ..... 10-6 (3<sup>rd</sup>)  
2012 Postseason ..... NIT Semifinals  
Starters Returning/Lost ..... 4/2  
Lettermen Returning/Lost ..... 6/8

### SPORTS INFORMATION OFFICE

Assistant Sports Information Director/  
MBB Contact ..... Kyle Chilton  
Office ..... 801.422/4909  
Cell ..... 801.372.2080  
E-mail ..... kyle\_chilton@byu.edu

**HEAD COACH DAVE ROSE:** BYU basketball coach Dave Rose earned his 200th career-win as BYU defeated San Diego 74-57 at the Marriot Center Jan. 19, 2013. With the win, Rose joined Stan Watts as the only other coach in BYU men's basketball history to compile 200-career victories. He has led BYU to one of the most successful runs in program history since taking over in 2005. His career record of 222-74 ranks him second in BYU history in total victories and first in winning percentage (.750). Rose has been named conference coach of the year three times, district coach of the year twice, led the Cougars to four conference titles, six NCAA Tournament appearances, two NIT appearances, six 25-win seasons and eight 20-win seasons. In 2010, he led BYU to its first NCAA Tournament win in 17 years and the Cougars have also won at least one postseason game in the three seasons since, including a spot in the Sweet 16 in 2011 and a trip to the NIT semifinals in 2013.

**HAWS PUTS ON SCORING CLINIC:** Junior guard Tyler Haws scored a career-best 48 points at Portland on Thursday, the third-most points scored in a single game in BYU history. He joins Jimmer Fredette as the only Cougars with at least two career 40-point games. Haws' 48 points are tied for the most scored in an NCAA Division I game this season. Aaric Murray of Texas Southern scored 48 on Dec. 18, 2013, at Temple. Haws' 48 points are also the most scored by a West Coast Conference player since Bo Kimble scored 50 on Feb. 4, 1990 against San Francisco. His scoring total is tied for the 10th-most points scored by a WCC player in league history.

## GONZAGA vs. BYU

THE SERIES ..... Gonzaga leads 5-2  
LAST MEETING @ GU ..... Jan. 24, 2013  
GONZAGA RESULT ..... Won 83-63  
LAST MEETING @ BYU ..... Feb. 28, 2013  
GONZAGA RESULT ..... Won 70-65  
MARK FEW VS. BYU ..... 4-2  
DAVE ROSE VS. GONZAGA ..... 2-4

## ZIG ZAGS

- Gonzaga (7-1) is starting to widen the gap in the West Coast Conference chase as Saint Mary's (5-2) is the lone remaining team with less than three losses. The Bulldogs got some help Thursday when Portland (4-4) handed BYU (5-3) its third conference setback with a 114-110 triple-overtime victory.
- The Bulldogs received some good news Wednesday when guard Gary Bell Jr. was cleared to play, his broken right hand healed. He suffered the break in Gonzaga's win over Santa Clara Dec. 28, sidelining him the past six games. Bell played 22 minutes off the bench and scored five points Thursday.
- A pair of Bulldogs have joined Gonzaga's 1,000-point club this season. Kevin Pangos became the 36<sup>th</sup> member of Gonzaga's 1,000-point club with his career-high 34 points against Arkansas in the EA Sports Maui Invitational. Pangos now has 1,183 career points for 24<sup>th</sup>. Sam Dower Jr. became the 37<sup>th</sup> member with his career-high 28 points against Loyola Marymont this season, his 1,038 career points moving him knotting him for 35<sup>th</sup> with John Rillie.
- Kevin Pangos is sixth on the all-time Gonzaga 3-point field goals made list with 211 and his 507 attempts rank seventh. He's also 11<sup>th</sup> on the career assists list with 309.
- Junior Gary Bell Jr. is on target to join the 1,000-point club. Bell has 818 career points.
- Junior Gerard Coleman, with 714 points at Louisville, has 865 career points combined at Louisville and Gonzaga.

# Gonzaga University Men's Basketball



Game No. 21 vs. BYU Cougars – Saturday, January 25, 2014  
7 p.m. PST – McCarthy Athletic Center (6,000) – Spokane, WA



## 2013 ALL-WCC TEAM

Brandon Davies, Sr., F, BYU  
Matthew Dellavedova, Sr., G, Saint Mary's  
Cole Dickerson, Jr., F, San Francisco  
Kevin Foster, Sr., G, Santa Clara  
**Elias Harris, Sr., F, Gonzaga**  
Tyler Haws, So., G, BYU  
Anthony Ireland, Jr., G, Loyola Marymount  
**Kelly Olynyk, Jr., F, Gonzaga**  
**Kevin Pangos, So., G, Gonzaga**  
Marc Trasolini, Sr., F, Santa Clara  
**COACH OF THE YEAR**  
**MARK FEW, GONZAGA**  
**DEFENDER OF THE YEAR**  
**MIKE HART, GONZAGA**  
**NEWCOMER OF THE YEAR**  
Stacy Davis, Pepperdine  
**HONORABLE MENTION**  
Christopher Anderson, San Diego  
Jordan Baker, Pepperdine  
**GARY BELL JR., GONZAGA**  
Stacy Davis, Pepperdine  
Johnny Dee, San Diego  
Cody Doolin, San Francisco  
Stephen Holt, Saint Mary's  
Lorne Jackson, Pepperdine  
Ryan Nicholas, Portland  
**ALL-FRESHMAN TEAM**  
Stacy Davis, F, Pepperdine  
Tim Derksen, F, San Francisco  
Avry Holmes, G, San Francisco  
**PRZEMEK KARNOWSKI, C, GONZAGA**  
Jito Kok, C, San Diego

## ALL-TIME GONZAGA ALL-WCC SELECTIONS

Don Baldwin ('81)  
J.P. Batista ('06)  
Jeff Brown ('92-94\*)  
Matt Bouldin ('08-10\*)  
Casey Calvary ('00-01\*)  
Jeff Condiill ('86)  
Jarrod Davis ('91-92)  
Dan Dickau ('01, '02\*)  
Kyle Dixon ('95-96)  
Bill Dunlap ('82)  
Jeremy Eaton ('99)  
Richie Frahm ('99-00)  
**Elias Harris ('10, '12-13)**  
Geoff Goss ('94)  
Zach Gourde ('02)  
Steven Gray ('10-12)  
Dale Haaland ('87)  
Quentin Hall ('99)  
Bakari Hendrix ('97-98\*)  
Josh Heytvelt ('09)  
Bryce McPhee ('83)  
Jim McPhee ('87, 89-90)  
Adam Morrison ('05-06)  
**Kelly Olynyk ('13\*)**  
**Kevin Pangos ('12-13)**  
Jeremy Pargo ('07-'08\*)  
David Pendergraft ('08)  
Carl Pierce ('80)  
Derek Raivio ('05, '07\*)  
Paul Rogers ('96)  
Lorenzo Rollins ('97)  
**Robert Sacre ('12)**  
Matt Santangelo ('98-00)  
Doug Spradley ('88-89)  
Blake Stepp ('03-'04\*)  
John Stockton ('83-84\*)  
Ronny Turiaf ('03-'05\*)  
Cory Violette ('02-04)

\*Indicates WCC Player of the Year

**LAST GAME: No. NR/21 Gonzaga 59, San Diego 56:** Sam Dower Jr. scored 18 points and Kevin Pangos made the game's final shot as Gonzaga narrowly beat San Diego for the 11th straight time 59-56 Thursday. Pangos finished with 11 points for Gonzaga and Przemek Karnowski added 12 points, eight coming late in the second half. Johnny Dee scored 26 points on 8-of-10 shooting for San Diego. Dennis Kramer added 10 points and seven rebounds. Pangos ended Gonzaga's 2-minute-plus scoreless streak with an up-and-under layup for a 59-56 lead with 1:27 left. Christopher Anderson missed a 3-pointer at the buzzer while trying to draw a foul from Pangos, and the Bulldogs grabbed the rebound and the win.

**HOME, SWEET HOME:** There's no place like home, and the McCarthy Athletic Center has become a pretty special place for Gonzaga. Gonzaga is currently fourth for the longest current home winning streak at 20 games. Duke heads the list with 27. The Bulldogs played their 100<sup>th</sup> game in the McCarthy Athletic Center Dec. 15, 2011, downing Oral Roberts University. Gonzaga is 129-8 in the building that opened for the 2004-05 season. The Zags are 62-6 in non-conference games, 68-2 in West Coast Conference play and 2-0 in WCC Tournament play.

**SLIMMEST OF MARGINS:** Gonzaga remained ranked second nationally in field goal percentage following Thursday's game, the Bulldogs shooting 51.2 percent to trail North Dakota State for the top spot, the Bison shooting 51.4. Sam Dower Jr. is ranked ninth nationally at 61.5 percent on 103-for-169.

**ZAGS THIRD IN 3-POINT STANDINGS:** A 7-for-18 showing from 3-point range for 38.9 percent Thursday against San Diego dropped Gonzaga from first to third nationally at 42.3 percent. Creighton is shooting 43.6 percent to sit atop the list. Gonzaga is 160-for-378 from beyond the arc.

**FROM THE LINE...** Gonzaga junior Kevin Pangos is sixth in the nation in free throw percentage at 91.2 percent, connecting on 62-of-68 free throw attempts. If the season ended today he would tie Derek Raivio for second on the single-season list. Pangos is at 85.3 percent from the line in his career (226-for-265).

**COLEMAN UNDER THE WEATHER:** Gerard Coleman played just four minutes Thursday after becoming ill during the game. He spent the second half in the lockerroom with the flu and was not at practice Friday.

**BIGS FILLING IT:** In his five games since his return from a back injury Sam Dower Jr. has gone 37-for-61 from the field for 60.7 percent. Since a 2-for-8 start from the field in West Coast Conference play, Przemek Karnowski has gone 28-for-44 from the field for 63.6 percent. Dower recorded his second straight double-double and fifth of his career with 18 points and 10 rebounds Thursday.

**BARHAM NOMINATED:** Gonzaga University guard Drew Barham is one of 201 nominees for the 2014 Allstate NABC and WBCA Good Works Teams®, the National Association of Basketball Coaches (NABC), the Women's Basketball Coaches Association (WBCA) and Allstate Insurance Company announced. The award recognizes a select group of college basketball student-athletes who have made significant contributions to the greater good of their communities through volunteerism and civic service. Barham is currently a graduate student at Gonzaga in Organizational Leadership and will receive his M.A. in the spring. He is active in many community service projects not only in Spokane but in his hometown of Memphis, Tenn.

Current Home Winning Streak (Thru NCAA Stats of 1/19/14)		
Team	No.	Next Game
1. Duke	27	1/25 vs. Florida State
2. Stephen F. Austin	26	1/30 vs. Abilene Christian
3. Florida	25	1/25 vs. Tennessee
<b>4. GONZAGA</b>	<b>21</b>	<b>1/25 vs. BYU</b>
5. Iowa	20	1/28 vs. Michigan State
6. Kentucky	19	1/25 vs. Georgia

# Gonzaga University Men's Basketball



Game No. 21 vs. BYU Cougars – Saturday, January 25, 2014  
7 p.m. PST – McCarthy Athletic Center (6,000) – Spokane, WA



**WCC DOMINANCE:** Gonzaga has won or shared 14 of the last 16 West Coast Conference regular-season titles. After finishing tied for fourth in 1997 the Bulldogs have finished no lower than second, taking the bridesmaid role in head coach Mark Few's first year of 2000 and again in 2012. Pepperdine (12-2) claimed the title by one game over the Bulldogs (11-3) in 2000 with Saint Mary's (12-2) ending Gonzaga's (13-3) 11-year stronghold on the title with a one-game edge in 2012.

**DOG AND CAT FIGHT EDGE TO GONZAGA:** Gonzaga leads the all-time series with BYU 4-2 in their NCAA Division I meetings, a series that began with an NCAA meeting in 2011. The Bulldogs have won four straight in the series since dropping the inaugural West Coast Conference meeting between the two schools 83-73 in 2012 in Provo, Utah. The Zags took the re-match in 2012 in Spokane and claimed a WCC Tournament semifinal matchup that same season. The Bulldogs won the first meeting last season 83-63 in the McCarthy Athletic Center and completed the season sweep with a 70-65 victory at the Marriott Center in Provo. The Cougars, behind All-American Jimmer Fredette, took an 89-67 victory in the 2011 NCAA Third Round in Denver, Colo., the season prior to BYU joining the WCC. The Zags claimed a 46-41 victory Dec. 16, 1949, prior to Gonzaga entering the NCAA Division I ranks.

**YEOMAN RELIEF EFFORT:** Sophomore Kyle Dranginis has started all seven games since Gary Bell Jr., was sidelined with a broken hand, and he's turned in some pretty solid numbers. In the seven starts he's averaged 7.9 ppg, 5.3 rpg, 4.3 assists, 1.4 steals and 1.7 blocks per game. He's gone 22-for-39 from the field for 56.4 percent and 7-for-17 from 3-point range for 41.2 percent. He has also averaged 33.6 minutes played over the seven starts.

**PANGOS UP FOR AWARDS:** Gonzaga guard Kevin Pangos has been named to the Wooden Award Preseason Top 50 Watch List, the Naismith Award Top 50 Watch List and the 2014 Bob Cousy Award Watch List.

**STOCKTON'S A PAIR:** There are now two Stockton's on Gonzaga's all-time Top 10 career assists and steals list. David cracked the assist list and has 350 to move into seventh while father John is fourth with 554. David's 144 career steals rank seventh while John sits atop the list with 262.



## 2014 Gonzaga Bulldogs Roster



No	Name	Pos	Ht	Wt	Cl	Exp	Hometown/School
0	Gerard Coleman#	G	6-4	170	JR	RS	Boston, MA/Tilton School/Providence College
2	Angel Nunez%	F	6-8	200	SO	TR	Washington Heights, NY/Notre Dame Prep/Louisville
3	Kyle Dranginis#	G	6-5	204	SO	1V	Nampa, ID/Skyview
4	Kevin Pangos	G	6-2	180	JR	2V	Holland Landing, Ontario/Denison Secondary School
5	Gary Bell, Jr.	G	6-2	205	JR	2V	Kent, WA/Kentridge
11	David Stockton#	G	5-11	165	GR	3V	Spokane, WA/Gonzaga Prep
14	Connor Griffin	F	6-4	205	FR	HS	Portland, OR/Lake Oswego
15	Rem Bakamus	G	6-0	165	SO	1V	Longview, WA/Mark Morris
21	Luke Meikle	F	6-9	203	FR	HS	Tacoma, WA/Bellarmino Prep
22	Brian Bhaskar	G	6-3	185	SR	1V	Monterey, CA/Stevenson
24	Przemek Karnowski	C	7-1	296	SO	1V	Torun, Poland/Nicolaus Copernicus
25	Ryan Edwards	C	7-1	290	FR	HS	Kalispell, MT/Glacier
33	Kyle Wiltjer\$	F	6-10	230	JR	TR	Portland, OR/Jesuit/University of Kentucky
35	Sam Dower, Jr.#	C/F	6-9	243	GR	3V	Minneapolis, MN/Osseo
40	Dustin Triano	G	6-3	173	FR	HS	Vancouver, B.C./New Hampton
43	Drew Barham#	G/F	6-7	200	GR	1V	Memphis, TN/Christian Brothers/University of Memphis

#Indicates redshirt year used    %Indicates mid-season transfer and not eligible until 12/21/13    \$Indicates redshirting 2014 season

**HEAD COACH:** Mark Few (15<sup>th</sup> year, University of Oregon, 1987 – 25<sup>th</sup> year at Gonzaga)  
**ASSISTANTS:** Tommy Lloyd (13<sup>th</sup> year, Whitman College, 1998)  
 Donny Daniels (3<sup>rd</sup> year, Cal State Fullerton, 1977)  
 Brian Michaelson (1<sup>st</sup> year, Gonzaga University, 2005 – 6<sup>th</sup> year at Gonzaga)  
**BASKETBALL OPERATIONS:** Jerry Krause (13<sup>th</sup> year, Wayne State University, 1959 – 20<sup>th</sup> year at Gonzaga)  
 George Pfeifer (1<sup>st</sup> year, Lewis-Clark State College, 1979)  
**VIDEO COORDINATOR:** Aaron Anderson (1<sup>st</sup> year, University of Illinois-Springfield – 6<sup>th</sup> year at Gonzaga)  
**ADMINISTRATIVE ASSISTANT:** Alex Hernandez (7<sup>th</sup> year, Gonzaga University, 2008)  
**BASKETBALL TRAINER:** Jennifer Nyland (15<sup>th</sup> year, Washington State University, 1998)



# Gonzaga Head Coach Mark Few

(391-96 in 15<sup>th</sup> year - 25<sup>th</sup> year at Gonzaga)



- ☑ Leads legendary coach Roy Williams of North Carolina as the winningest active coach by percentage in NCAA Division I for coaches who have coached a minimum of five years. Few's winning percentage of .803 (391-96) puts him ahead of Williams at .793 (712-186) in his 26<sup>th</sup> year.



- ☑ Is the fourth all-time winningest coach by percentage – active or inactive – in the NCAA Division I ranks with his .803 percentage. Clair Bee heads the list at .824, Adolph Rupp is second at .822 and John Wooden is third at .804.
- ☑ Gonzaga head coach Mark Few is second behind Roy Williams for most wins by a 15<sup>th</sup>-year head coach with 390, Williams with 418 from 1989-2003 at the University of Kansas. Few moved into second for most wins (374) by a 14-year head coach in NCAA Division I history with GU's win over West Virginia last season, surpassing current Syracuse University coach Jim Boeheim and University of Kentucky coach Tubby Smith.
- ☑ Has never won less than 20 games in his 14 seasons as a head coach. Is tied for fifth on the "Current Most Consecutive Division I 20-Win Seasons" list with 14. Mike Krzyewski of Duke University heads the list with 17 straight 20-win seasons.
- ☑ Ranks tied for sixth on the "Fastest To 300 Wins" list in NCAA Division I history, achieving the milestone in his 378<sup>th</sup> game. Clair Bee with Rider University and Long Island University heads that list, collecting 300 wins in 344 games. Few finished the 2010 season third on the "Fastest To 200 Wins" list, reaching it in 247 games, and is tied for 15<sup>th</sup> as the fastest to reach 100 wins, coming in 2003 in his 126<sup>th</sup> game.
- ☑ Became the winningest coach in West Coast Conference games with Gonzaga's victory over Saint Mary's Jan. 10, 2013. Few is now 179-21 in 14 WCC seasons, surpassing Carroll Williams of Santa Clara University (165-137). Few became the first coach in 46 years to win six straight West Coast Conference Coach of the Year awards from 2001-06, and his nine WCC Coach of the Year titles are the most in conference history. He also won in 2008, 2010 and 2013.
- ☑ Became one of just two coaches to lead a team into the NCAA Tournament Sweet Sixteen in their first two years as head coach (2000-01) since the bracket expanded to 64 teams in 1985.
- ☑ Through the efforts of Mark, his wife Marcy, and Chanelle Lloyd, assistant coach Tommy Lloyd's wife, have raised more than \$6 million for Coaches vs. Cancer since 2002 through the BasketBALL and Gala held in Spokane.

## Winningest Coaches All-Time By Percentage

(Minimum 5 years NCAA Division I Head Coach)

1. Clair Bee (Rider 1929-31; LIU Brooklyn 1932-43; 46-51 – 21 yrs)	412-88	.824
2. Adolph Rupp (Kentucky 1931-52, 54-72 – 41 yrs)	876-190	.822
3. John Wooden (Indiana St. 1947-48; UCLA 1949-75 – 29 yrs)	664-162	.804
<b>4. MARK FEW (Gonzaga 2000-Pr – 13 yrs)</b>	<b>391-96</b>	<b>.803</b>
5. John Kresse (Col. of Charleston 1980-2002 – 23 yrs)	560-143	.797

## Winningest Active Coaches By Percentage

(Minimum 5 years NCAA Division I Head Coach) (Through Games of 1/24/14)

<b>1. MARK FEW, GU</b>	<b>391-96</b>	<b>.803</b>
2. Roy Williams, UNC	712-186	.793
3. Thad Matta, Ohio State	369-108	.774
4. John Calipari, Kentucky	540-167	.764
5. Mike Krzyewski, Duke	971-301	.763
6. Jamie Dixon, Pittsburgh	279-88	.7602
7. Bo Ryan, Wisconsin	690-218	.7599
8. Bill Self, Kansas	521-168	.756

## NCAA Best Career Starts By Wins – 15 Seasons

1. Roy Williams, Kansas (1989-03)	418
<b>2. MARK FEW, GU (2000-14)</b>	<b>391</b>
3. Nolan Richardson, Tulsa/Arkansas	371
4. Denny Crum, Louisville	370
5. John Calipari, UMass/Memphis	370

## NCAA Best Career Starts By Wins – 14 Seasons

1. Roy Williams, Kansas (1989-02)	388
<b>2. MARK FEW, GU (2000-13)</b>	<b>374</b>
3. Jim Boeheim, Syracuse (1977-90)	343
Tubby Smith, Tulsa/Georgia/Kentucky) (1992-2005)	343

## NCAA Best Career Starts Wins 13 Seasons

1. Roy Williams, Kansas (1989-01)	355
<b>2. MARK FEW, GU (2000-12)</b>	<b>342</b>
3. Everett Case, N.C. State (1947-59)	320
4. Denny Crum, Louisville (1972-84)	319
5. Jim Boeheim, Syracuse (1977-89)	317

## NCAA Top 10 Current Most Consecutive 20-Win Seasons

1. Mike Krzyewski, Duke (26-4)	17
2. Jim Boeheim, Syracuse (23-7)	16
3. Billy Donovan, Florida (24-5)	15
Bill Self, Kansas (26-4)	15
<b>5. MARK FEW, Gonzaga (29-2)</b>	<b>14</b>

## **Bulldogs Bests**

(Season and Career High Points/Rebounds/Assists)

<u>Player</u>	<u>2014 Season</u>	<u>Career</u>
<b>0 Gerard Coleman</b>	P – 21 vs. New Mexico State 12/7/13 R – 4 (three) at Portland 1/9/14 A – 2 (four) vs. Kansas State 12/21/13 (K)	&30 vs. West Virginia 2/5/12 &11 vs. Southern 11/22/11 & 6 vs. Holy Cross 11/29/11
<b>2 Angel Nunez</b>	P – 13 vs. Saint Mary's 1/2/14 R – 8 vs. Saint Mary's 1/2/14 A –	Same Same %1 (twice) vs. South Florida 2/29/12
<b>3 Kyle Dranginis</b>	P – 18 vs. Chaminade 11/26/13 (M) R – 8 at Pepperdine 1/16/14 A – 7 vs. Pacific 1/4/14	30 vs. Lewis-Clark State 11/29/12 Same 7 (twice) vs. Pacific 1/4/14
<b>4 Kevin Pangos</b>	P - 34 vs. Arkansas 11/27/13 (M) R - 9 vs. New Mexico State 12/7/13 A - 7 vs. Chaminade 11/26/13 (M)	Same Same 9 vs. Loyola Marymount 2/11/12
<b>5 Gary Bell, Jr.</b>	P - 24 vs. Colorado State 11/11/13 R - 9 at West Virginia 12/10/13 A - 6 vs. Chaminade 11/26/13 (M)	Same Same Same
<b>11 David Stockton</b>	P - 21 vs. Santa Clara 12/28/13 R - 5 vs. Oakland 11/17/13 A - 9 vs. Washington State 11/21/13	Same 6 vs. Oklahoma 11/23/12 (O) Same
<b>14 Connor Griffin</b>	P - 2 vs. Bryant 11/9/13 R - 2 vs. Coppin State 12/1/13 A - 1 vs. Chaminade 11/26/13	Same Same Same
<b>21 Luke Meikle</b>	P - 4 vs. Arkansas 11/27/13 (M) R - 4 vs. Colorado State 11/11/13 A -	Same Same
<b>22 Brian Bhaskar</b>	P - 3 vs. Coppin State 12/1/13 R - A -	Same 2 vs. Portland 3/1/13
<b>24 Przemek Karnowski</b>	P - 19 at West Virginia 12/10/13 R - 13 (twice) at West Virginia 12/10/13 A - 2 (twice) at Pepperdine 1/14/14	22 vs. Southern Utah 11/9/12 Same 2 (four) at Pepperdine 1/16/14
<b>25 Ryan Edwards</b>	P - 5 vs. Coppin State 12/1/13 R - 3 (twice) at Pepperdine 1/16/14 A -	Same Same
<b>35 Sam Dower</b>	P - 28 at Loyola Marymount 1/18/14 R - 17 vs. Bryant 11/9/13 A - 3 at Pepperdine 1/16/14	Same Same 3 (three) at Pepperdine 1/16/14
<b>43 Drew Barham</b>	P - 17 vs. Washington State 11/21/13 R - 9 vs. San Francisco 12/30/13 A - 2 at Pepperdine 1/16/14	Same 9 vs. San Francisco (12/30/13) *9 vs. Centenary 11/12/10 *5 at Marshall 1/29/11

(K) Indicates 2013 Wichita Wildcat Classic @ Wichita, KS (INTRUST Bank Arena)

(M) Indicates 2013 EA Sports Maui Invitational @ Lahaina, Maui (Lahaina Civic Center)

(S) Indicates 2013 NCAA Tournament Second/Third Round @ Salt Lake City, Utah (Energy Solutions Arena)

(O) Indicates 2012 Old Spice Classic @ Lake Buena Vista, FL (HP Field House)

(W) Indicates West Coast Conference Tournament @ Las Vegas, NV (Orleans Arena)

&Coleman career highs while playing for Providence

%Nunez career highs while playing for Louisville

\*Barham career highs while playing for Memphis

***Bulldogs Double-Doubles***  
**(Career Points/Rebounds Double-Doubles)**

---

**35 Sam Dower**      18/10 vs. San Diego 1/23/14  
28/14 at Loyola Marymount 1/18/14  
12/11 vs. South Alabama (S)  
21/17 vs. Bryant 11/9/13  
20/10 at Xavier 12/31/11

---

**24 Przemek Karnowski**      19/13 at West Virginia 12/10/13  
10/13 vs. Chaminade 11/26/13 (M)

---

**(M)** Indicates 2013 EA Sports Maui Invitational @ Lahaina, Maui (Lahaina Civic Center)

**(S)** Indicates 2013 Battle in Seattle @ Seattle, WA (KeyArena)



## GONZAGA NCAA TEAM RANKINGS AS OF 1/24/14

Statistic	National Rank	Conference Rank	Value	National Leader	Value	Conference Leader	Value
3-pt Field Goal Attempts (345 ranked)	102	2	378	VMI	536	Santa Clara	425
Assist Turnover Ratio (345 ranked)	33	2	1.38	Creighton	1.87	BYU	1.49
Assists Per Game (345 ranked)	47	3	15.2	Creighton	18.8	BYU	17.0
Blocked Shots Per Game (345 ranked)	130	4	4.1	St. John's (NY)	8.5	Portland	4.7
Fewest Fouls (345 ranked)	173	1	358	Princeton	241	Gonzaga	358
Fewest Turnovers (345 ranked)	104	2	219	Princeton	145	Santa Clara	209
Field-Goal Percentage (345 ranked)	2	1	51.2	North Dakota St.	51.4	Gonzaga	51.2
Field-Goal Percentage Defense (345 ranked)	42	1	39.7	San Diego St.	35.3	Gonzaga	39.7
Free Throw Attempts (345 ranked)	208	10	414	BYU	651	BYU	651
Free Throws Made (345 ranked)	211	10	286	BYU	448	BYU	448
Free-Throw Percentage (345 ranked)	188	8	69.1	Providence	79.9	Pacific	77.3
Personal Fouls Per Game (345 ranked)	78	1	17.9	Michigan	14.8	Gonzaga	17.9
Rebound Margin (345 ranked)	43	2	5.3	Quinnipiac	14.1	BYU	5.3
Scoring Defense (345 ranked)	78	3	66.5	Clemson	54.8	San Diego	63.9
Scoring Margin (345 ranked)	18	1	14.1	Louisville	21.6	Gonzaga	14.1
Scoring Offense (345 ranked)	26	2	80.5	VMI	89.6	BYU	88.3
Steals Per Game (345 ranked)	118	3	6.7	VCU	12.4	Loyola Marymount	7.4
Three Pt FG Defense (345 ranked)	94	2	32.2	UNLV	25.6	San Diego	31.9
Three-Point Field Goals Per Game (345 ranked)	35	1	8.0	Creighton	11.4	Gonzaga	8.0
Three-Point Field-Goal Percentage (294 ranked)	3	1	42.3	Creighton	43.6	Gonzaga	42.3
Total 3-point FGM (345 ranked)	25	2	160	Creighton	216	Santa Clara	161
Total Assists (345 ranked)	27	3	303	Mercer	361	BYU	358
Total Blocks (345 ranked)	111	5	81	St. John's (NY)	162	Portland	93
Total Rebounds (345 ranked)	46	4	741	BYU	897	BYU	897
Total Steals (345 ranked)	89	3	133	VCU	235	Loyola Marymount	155
Turnover Margin (341 ranked)	136	5	0.7	VCU	7.8	Santa Clara	2.1
Turnovers Per Game (345 ranked)	51	2	11.0	Wisconsin	8.2	Santa Clara	10.0

## GONZAGA NCAA INDIVIDUAL RANKINGS AS OF 1/24/14

Statistic	Player	National Rank	Conference Rank	Value	National Leader	Value	Conference Leader	Value
3-pt Field Goal Attempts (97 ranked)	Kevin Pangos	67	3	123	Travis Bader, Oakland	227	Johnny Dee, San Diego	138
Assist Turnover Ratio (250 ranked)	Kevin Pangos David Stockton Kyle Dranginis	48 67 159	3 4 10	2.48 2.34 1.89	James Robinson, Pittsburgh	5.79	Stephen Holt, St. Mary's (CA)	2.69
Assists Per Game (249 ranked)	Kevin Pangos David Stockton	142 142	7 7	4.1 4.1	Jason Brickman, LIU Brooklyn	9.7	Christopher Anderson, San Diego Anthony Ireland, Loyola Marymount	5.7 5.7
Blocked Shots Per Game (250 ranked)	Przemek Karnowski	103	3	1.70	Jordan Bachynski, Arizona St.	4.47	Brendan Lane, Pepperdine	2.40
Field-Goal Percentage (250 ranked)	Sam Dower, Jr. Kevin Pangos	9 188	1 7	60.9 45.3	Jameel Warney, Stony Brook	66.0	Sam Dower, Jr., Gonzaga	60.9
Free-Throw Percentage (249 ranked)	Kevin Pangos Sam Dower, Jr.	6 109	2 9	91.2 83.6	Brenton Williams, South Carolina	98.0	Johnny Dee, San Diego	93.2
Minutes Per Game (100 ranked)	Kevin Pangos	83	3	34: 48	Bryce Cotton, Providence	39: 22	Stephen Holt, St. Mary's (CA)	37: 34
Points Per Game (250 ranked)	Kevin Pangos	199	8	15.9	Antoine Mason, Niagara	27.7	Tyler Haws, BYU	23.6
Rebounds Per Game (246 ranked)	Przemek Karnowski Sam Dower, Jr.	144 216	7 11	7.5 6.9	Roscoe Smith, UNLV	12.5	Ryan Nicholas, Portland	9.1
Steals Per Game (249 ranked)	David Stockton	135	4	1.60	Briante Weber, VCU	3.74	Matt Carlino, BYU	1.95
Three-Point Field Goals Per Game (250 ranked)	Kevin Pangos Drew Barham	53 198	3 6	2.70 2.05	Akeem Richmond, East Carolina	4.63	Jared Brownridge, Santa Clara	2.90
Three-Point Field-Goal Percentage (77 ranked)	Kevin Pangos	28	2	43.9	Ethan Wragge, Creighton Phil Forte, Oklahoma St.	50.0 50.0	Jared Brownridge, Santa Clara	44.9
Total 3-point FGM (247 ranked)	Kevin Pangos Drew Barham	33 128	3 6	54 41	Travis Bader, Oakland Akeem Richmond, East Carolina	88 88	Jared Brownridge, Santa Clara	61
Total Assists (242 ranked)	Kevin Pangos David Stockton Kyle Dranginis	102 102 215	7 7 13	82 82 66	Jason Brickman, LIU Brooklyn	174	Christopher Anderson, San Diego Anthony Ireland, Loyola Marymount	119 119
Total Blocks (239 ranked)	Przemek Karnowski	86	3	34	Jordan Bachynski, Arizona St.	85	Brendan Lane, Pepperdine	48
Total Points (245 ranked)	Kevin Pangos	134	8	318	Antoine Mason, Niagara	553	Tyler Haws, BYU	448
Total Rebounds (244 ranked)	Przemek Karnowski Sam Dower, Jr.	94 227	6 13	149 125	Chad Posthumus, Morehead St.	252	Ryan Nicholas, Portland	182
Total Steals (230 ranked)	David Stockton	104	4	32	Briante Weber, VCU	71	Matt Carlino, BYU	4



# 2014 GONZAGA UNIVERSITY MEN'S BASKETBALL STATISTICS

RECORD:	OVERALL	HOME	AWAY	NEUTRAL
ALL GAMES.....	(17-3)	(11-0)	(3-1)	(3-2)
CONFERENCE.....	(7-1)	(5-0)	(2-1)	(0-0)
NON-CONFERENCE.....	(10-2)	(6-0)	(1-0)	(3-2)

## Player	GP-GS	Min--Avg	---TOTAL---		-----3-PTS-----			----REBOUNDS----										PF	FO	A	APG	TO	TOPG	A/TO	Blk	BPG	Stl	SPG	Pts	Avg
			FG-FGA	Pct	3FG-FGA	Pct	3FG/G	FT-FTA	Pct	Off	Def	Tot	Avg																	
04 PANGOS, Kevin.....	20-20	695	34.8	101-223	.453	54-123	.439	2.70	62-68	.912	5	69	74	3.7	35	1	82	4.10	33	1.65	2.48	0	0.00	21	1.05	318	15.9			
35 DOWER, Sam.....	18-15	452	25.1	103-169	.609	4-9	.444	0.22	46-55	.836	33	92	125	6.9	39	1	12	0.67	22	1.22	0.55	10	0.56	8	0.44	256	14.2			
05 BELL JR., Gary.....	14-13	367	26.2	58-116	.500	31-66	.470	2.21	23-28	.821	8	33	41	2.9	27	0	27	1.93	10	0.71	2.70	1	0.07	10	0.71	170	12.1			
24 KARNOWSKI, Przemek.	20-20	493	24.7	74-125	.592	0-0	.000	0.00	56-114	.491	47	102	149	7.5	57	2	9	0.45	37	1.85	0.24	34	1.70	5	0.25	204	10.2			
43 BARHAM, Drew.....	20-5	409	20.5	55-109	.505	41-85	.482	2.05	4-8	.500	23	52	75	3.8	48	2	7	0.35	8	0.40	0.88	6	0.30	16	0.80	155	7.8			
00 COLEMAN, Gerard....	20-0	269	13.5	64-123	.520	1-6	.167	0.05	22-38	.579	22	19	41	2.1	25	0	17	0.85	26	1.30	0.65	4	0.20	16	0.80	151	7.6			
03 DRANGINIS, Kyle....	20-7	538	26.9	58-109	.532	20-49	.408	1.00	8-15	.533	27	65	92	4.6	42	0	66	3.30	35	1.75	1.89	14	0.70	23	1.15	144	7.2			
11 STOCKTON, David....	20-20	556	27.8	49-113	.434	7-32	.219	0.35	36-50	.720	4	38	42	2.1	41	1	82	4.10	35	1.75	2.34	2	0.10	32	1.60	141	7.1			
02 NUNEZ, Angel.....	8-0	85	10.6	12-31	.387	1-5	.200	0.13	14-18	.778	6	20	26	3.3	15	1	0	0.00	7	0.88	0.00	4	0.50	1	0.13	39	4.9			
25 EDWARDS, Ryan.....	5-0	37	7.4	0-4	.000	0-0	.000	0.00	13-16	.813	4	6	10	2.0	11	1	0	0.00	2	0.40	0.00	2	0.40	0	0.00	13	2.6			
21 MEIKLE, Luke.....	11-0	50	4.5	5-9	.556	0-2	.000	0.00	0-0	.000	5	6	11	1.0	9	0	0	0.00	1	0.09	0.00	4	0.36	0	0.00	10	0.9			
22 BHASKAR, Brian.....	9-0	18	2.0	2-3	.667	1-1	1.000	0.11	1-2	.500	0	0	0	0.0	2	0	0	0.00	0	0.00	0.00	0	0.00	1	0.11	6	0.7			
14 GRIFFIN, Connor....	10-0	31	3.1	1-3	.333	0-0	.000	0.00	1-2	.500	1	3	4	0.4	7	0	1	0.10	0	0.00	99.00	0	0.00	0	0.00	3	0.3			
TEAM.....											27	24	51	2.7	0				3											
<b>Total.....</b>	<b>20</b>	<b>4000</b>		<b>582-1137</b>	<b>.512</b>	<b>160-378</b>	<b>.423</b>	<b>8.00</b>	<b>286-414</b>	<b>.691</b>	<b>212</b>	<b>529</b>	<b>741</b>	<b>37.0</b>	<b>358</b>	<b>9</b>	<b>303</b>	<b>15.15</b>	<b>219</b>	<b>10.95</b>	<b>1.38</b>	<b>81</b>	<b>4.05</b>	<b>133</b>	<b>6.65</b>	<b>1610</b>	<b>80.5</b>			
<b>Opponents.....</b>	<b>20</b>	<b>4000</b>		<b>450-1133</b>	<b>.397</b>	<b>124-385</b>	<b>.322</b>	<b>6.20</b>	<b>305-421</b>	<b>.724</b>	<b>218</b>	<b>417</b>	<b>635</b>	<b>31.8</b>	<b>383</b>	<b>5</b>	<b>195</b>	<b>9.75</b>	<b>232</b>	<b>11.60</b>	<b>0.84</b>	<b>57</b>	<b>2.85</b>	<b>100</b>	<b>5.00</b>	<b>1329</b>	<b>66.4</b>			

SCORE BY PERIODS:	1st	2nd	Total
GONZAGA BULLDOGS.....	786	824	- 1610
Opponents.....	571	758	- 1329

DEADBALL REBOUNDS:	OFF	DEF	TOTAL
GONZAGA BULLDOGS.....	45	4	49
Opponents.....	47	8	55



# 2014 GONZAGA UNIVERSITY WEST COAST CONFERENCE MEN'S BASKETBALL STATISTICS

**RECORD:**  
ALL GAMES.....

<b>OVERALL</b>	<b>HOME</b>	<b>AWAY</b>
(7-1)	(5-0)	(2-1)

## Player	GP-GS	Min--Avg	---TOTAL---			-----3-PTS-----			FT-FTA	Pct	---REBOUNDS---				PF	FO	A	APG	TO	TOPG	A/TO	Blk	BPG	Stl	SPG	Pts	Avg
			FG-FGA	Pct	3FG-FGA	Pct	3FG/G	Off			Def	Tot	Avg														
35 DOWER, Sam.....	6-3	151 25.2	37-61	.607	2-5	.400	0.33	15-18	.833	15	28	43	7.2	12	0	5	0.83	8	1.33	0.63	3	0.50	3	0.50	91	15.2	
04 PANGOS, Kevin.....	8-8	287 35.9	32-77	.416	15-40	.375	1.88	19-21	.905	2	34	36	4.5	12	0	29	3.63	18	2.25	1.61	0	0.00	9	1.13	98	12.3	
24 KARNOWSKI, Przemek.	8-8	208 26.0	30-52	.577	0-0	.000	0.00	26-52	.500	17	36	53	6.6	21	0	7	0.88	11	1.38	0.64	15	1.88	4	0.50	86	10.8	
43 BARHAM, Drew.....	8-5	190 23.8	28-52	.538	22-40	.550	2.75	2-4	.500	6	25	31	3.9	20	1	4	0.50	3	0.38	1.33	3	0.38	10	1.25	80	10.0	
11 STOCKTON, David....	8-8	223 27.9	23-49	.469	3-15	.200	0.38	18-23	.783	2	12	14	1.8	13	0	26	3.25	12	1.50	2.17	1	0.13	12	1.50	67	8.4	
03 DRANGINIS, Kyle....	8-7	259 32.4	23-41	.561	8-19	.421	1.00	4-7	.571	11	32	43	5.4	20	0	34	4.25	22	2.75	1.55	10	1.25	11	1.38	58	7.3	
00 COLEMAN, Gerard....	8-0	112 14.0	19-41	.463	1-2	.500	0.13	9-18	.500	7	5	12	1.5	6	0	7	0.88	11	1.38	0.64	0	0.00	4	0.50	48	6.0	
02 NUNEZ, Angel.....	8-0	85 10.6	12-31	.387	1-5	.200	0.13	14-18	.778	6	20	26	3.3	15	1	0	0.00	7	0.88	0.00	4	0.50	1	0.13	39	4.9	
05 BELL JR., Gary.....	2-1	38 19.0	3-10	.300	1-5	.200	0.50	1-2	.500	0	0	0	0.0	4	0	2	1.00	1	0.50	2.00	0	0.00	2	1.00	8	4.0	
25 EDWARDS, Ryan.....	4-0	31 7.8	0-4	.000	0-0	.000	0.00	8-10	.800	3	6	9	2.3	11	1	0	0.00	1	0.25	0.00	1	0.25	0	0.00	8	2.0	
21 MEIKLE, Luke.....	3-0	7 2.3	1-2	.500	0-1	.000	0.00	0-0	.000	0	1	1	0.3	0	0	0	0.00	0	0.00	0.00	1	0.33	0	0.00	2	0.7	
22 BHASKAR, Brian.....	3-0	4 1.3	0-0	.000	0-0	.000	0.00	1-2	.500	0	0	0	0.0	1	0	0	0.00	0	0.00	0.00	0	0.00	1	0.33	1	0.3	
14 GRIFFIN, Connor....	3-0	5 1.7	0-1	.000	0-0	.000	0.00	0-0	.000	0	0	0	0.0	1	0	0	0.00	0	0.00	0.00	0	0.00	0	0.00	0	0.0	
TEAM.....																											
<b>Total.....</b>	<b>8</b>	<b>1600</b>	<b>208-421</b>	<b>.494</b>	<b>53-132</b>	<b>.402</b>	<b>6.63</b>	<b>117-175</b>	<b>.669</b>	<b>85</b>	<b>214</b>	<b>299</b>	<b>37.4</b>	<b>136</b>	<b>3</b>	<b>114</b>	<b>14.25</b>	<b>96</b>	<b>12.00</b>	<b>1.19</b>	<b>38</b>	<b>4.75</b>	<b>57</b>	<b>7.13</b>	<b>586</b>	<b>73.2</b>	
<b>Opponents.....</b>	<b>8</b>	<b>1600</b>	<b>163-429</b>	<b>.380</b>	<b>45-135</b>	<b>.333</b>	<b>5.63</b>	<b>108-154</b>	<b>.701</b>	<b>79</b>	<b>165</b>	<b>244</b>	<b>30.5</b>	<b>155</b>	<b>1</b>	<b>73</b>	<b>9.13</b>	<b>100</b>	<b>12.50</b>	<b>0.73</b>	<b>28</b>	<b>3.50</b>	<b>46</b>	<b>5.75</b>	<b>479</b>	<b>59.9</b>	

**SCORE BY PERIODS:**

	1st	2nd	Total
GONZAGA BULLDOGS.....	299	287	586
Opponents.....	218	261	479

**DEADBALL REBOUNDS:**

	OFF	DEF	TOTAL
GONZAGA BULLDOGS.....	18	1	19
Opponents.....	17	2	19



# 2014 GONZAGA UNIVERSITY MEN'S BASKETBALL RESULTS

RECORD:	OVERALL	HOME	AWAY	NEUTRAL
ALL GAMES.....	(17-3)	(11-0)	(2-1)	(3-2)
CONFERENCE.....	(7-1)	(5-0)	(2-1)	(0-0)
NON-CONFERENCE.....	(10-2)	(6-0)	(1-0)	(3-2)

DATE	TIME	OPPONENT		SCORE	ATTEND	HIGH POINTS	HIGH REBOUNDS
11/09/13	4:00 pm	(15/14) BRYANT BULLDOGS	W	100-76	6000	(21)DOWER JR., Sam	(17)DOWER JR., Sam
11/11/13	6:00 pm	(15/15) COLORADO STATE RAMS	W	93-61	6000	(24)BELL JR., Gary	(10)KARNOWSKI, Przemek
11/17/13	5:00 pm	(15/15) OAKLAND GRIZZLIES	W	82-67	6000	(21)PANGOS, Kevin	(6)KARNOWSKI, Przemek
11/21/13	6:00 pm	(13/12) WASHINGTON STATE COUGARS	W	90-74	6000	(27)PANGOS, Kevin	(8)BARHAM, Drew
11/25/13	7:00 pm	(11/10) \$vs DAYTON FLYERS	L	79-84	2400	(27)PANGOS, Kevin	(7)DOWER, Sam
11/26/13	11:30am	(11/10) \$vs CHAMINADE SILVERSWORDS	W	113-81	2400	(19)DOWER, Sam (19)COLEMAN, Gerard	(13)KARNOWSKI, Przemek
11/27/13	12:00 pm	(11/10) \$vs ARKANSAS RAZORBACKS	W	91-81	2400	(34)PANGOS, Kevin	(9)KARNOWSKI, Przemek
12/01/13	5:00 pm	(11/10) COPPIN STATE EAGLES	W	86-51	6000	(15)BELL JR., Gary	(8)KARNOWSKI, Przemek (8)DOWER, Sam
12/07/13	8:00 pm	(19/15) NEW MEXICO STATE	W	80-68	6000	(22)DOWER, Sam	(9)PANGOS, Kevin (9)KARNOWSKI, Przemek
12/10/13	9:00 pm	(20/T16) at WEST VIRGINIA MOUNTAINEERS	W	80-76	9350	(19)KARNOWSKI, Przemek	(13)KARNOWSKI, Przemek
12/14/13	7:00 pm	(20/T16) vs SOUTH ALABAMA JAGUARS	W	68-59	9140	(20)BELL JR., Gary	(11)DOWER, Sam
12/21/13	2:30 pm	(21/T15) vs KANSAS STATE WILDCATS	L	62-72	13224	(14)PANGOS, Kevin	(7)KARNOWSKI, Przemek
12/28/13	5:00 pm	(24/21) * SANTA CLARA BRONCOS	W	74-60	6000	(21)STOCKTON, David	(8)KARNOWSKI, Przemek
12/30/13	6:00 pm	(24/21) * SAN FRANCISCO DONS	W	69-41	6000	(15)BARHAM, Drew	(9)BARHAM, Drew
01/02/14	6:00 pm	(24/21) * SAINT MARY'S GAELS	W	73-51	6000	(15)KARNOWSKI, Przemek (15)PANGOS, Kevin	(9)KARNOWSKI, Przemek
01/04/14	5:00 pm	(24/21) * PACIFIC TIGERS	W	86-64	6000	(16)PANGOS, Kevin (16)BARHAM, Drew	(8)KARNOWSKI, Przemek
01/09/14	8:00 PM	(22/18) * at PORTLAND PILOTS	L	73-82	4714	(14)DOWER, Sam	(5)NUNEZ, Angel (5)DRANGINIS, Kyle
01/16/14	7:03 pm	(NR/24) * at PEPPERDINE WAVES	W	70-53	3092	(18)DOWER, Sam	(8)DOWER, Sam (8)DRANGINIS, Kyle
01/18/14	1:00 pm	(NR/24) * at LOYOLA MARYMOUNT LIONS	W	82-72	4059	(28)DOWER, Sam	(14)DOWER, Sam
01/23/14	7:00 pm	(NR/21) * SAN DIEGO TOREROS	W	59-56	6000	(18)DOWER, Sam	(10)DOWER, Sam

\$EA Sports Maui Invitational @ Lahaina, Maui (Lahaina Civic Center)

~Battle in Seattle @ Seattle, WA (KeyArena)

\$Wichita Wildcat Classic @ Wichita, KS (INTRUST Bank Arena)

\*West Coast Conference Game

?West Coast Conference Tournament @ Las Vegas, NV (Orleans Arena)

First number in ( ) following date is GU Associated press ranking, second number is USA Today/ESPN ranking.

ATTENDANCE SUMMARY	GAMES	TOTALS	AVG/GAME
HOME.....	11	66000	6000
AWAY.....	4	21215	5304
NEUTRAL.....	5	29564	5913
TOTAL.....	20	116779	5839



## 2014 GONZAGA UNIVERSITY MEN'S BASKETBALL TEAM GAME-BY-GAME STATISTICS

Opponent	Date	Score	W/L	---TOTAL---		--3-PTS--		FT-FTA	Pct	----REBOUNDS----				PF	A	TO	Blk	Stl	Pts---Avg	
				FG-FGA	Pct	3FG-FGA	Pct			Off	Def	Tot	Avg							
BRYANT BULLDOGS	11/09/13	100-76	W	36-67	.537	7-19	.368	21-28	.750	10	29	39	39.0	18	16	8	1	9	100	100.0
COLORADO STATE RAMS	11/11/13	93-61	W	34-59	.576	14-31	.452	11-16	.688	9	30	39	39.0	19	16	10	3	7	93	96.5
OAKLAND GRIZZLIES	11/17/13	82-67	W	28-51	.549	11-20	.550	15-18	.833	11	19	30	36.0	15	17	11	3	10	82	91.7
WASHINGTON STATE COUG	11/21/13	90-74	W	33-59	.559	13-23	.565	11-18	.611	9	26	35	35.8	14	20	11	3	7	90	91.2
vs DAYTON FLYERS	11-25-13	79-84	L	26-54	.481	5-19	.263	22-25	.880	5	24	29	34.4	28	12	10	4	5	79	88.8
vs CHAMINADE SILVERSW	11/26/13	113-81	W	46-66	.697	13-23	.565	8-11	.727	7	24	31	33.8	20	21	12	7	6	113	92.8
vs ARKANSAS RAZORBACK	11-27-13	91-81	W	30-55	.545	12-20	.600	19-27	.704	10	25	35	34.0	22	19	11	4	7	91	92.6
COPPIN STATE EAGLES	12/01/13	86-51	W	31-62	.500	12-26	.462	12-21	.571	17	28	45	35.4	13	19	9	5	5	86	91.8
NEW MEXICO STATE	12/07/13	80-68	W	33-68	.485	4-10	.400	10-16	.625	18	27	45	36.4	18	13	8	1	6	80	90.4
at WEST VIRGINIA MOUN	12/10/13	80-76	W	27-61	.443	7-20	.350	19-23	.826	12	31	43	37.1	19	13	11	2	4	80	89.4
vs SOUTH ALABAMA JAGU	12/14/13	68-59	W	26-64	.406	2-14	.143	14-21	.667	11	29	40	37.4	16	8	10	7	8	68	87.5
vs KANSAS STATE WILDC	12/21/13	62-72	L	24-50	.480	7-21	.333	7-15	.467	8	23	31	36.8	20	15	12	3	2	62	85.3
SANTA CLARA BRONCOS	12/28/13	74-60	W	23-48	.479	5-13	.385	23-31	.742	7	25	32	36.5	16	11	9	6	9	74	84.5
SAN FRANCISCO DONS	12/30/13	69-41	W	25-58	.431	8-23	.348	11-20	.550	12	35	47	37.2	17	16	12	5	10	69	83.4
SAINT MARY'S GAELS	01/02/14	73-51	W	24-49	.490	9-19	.474	16-18	.889	10	29	39	37.3	17	13	15	10	4	73	82.7
PACIFIC TIGERS	01/04/14	86-64	W	27-39	.692	10-13	.769	22-39	.564	4	33	37	37.3	19	15	13	4	5	86	82.9
at PORTLAND PILOTS	01/09/14	73-82	L	26-58	.448	4-15	.267	17-25	.680	16	18	34	37.1	21	14	12	1	8	73	82.3
at PEPPERDINE WAVES	01/16/14	70-53	W	25-55	.455	5-18	.278	15-24	.625	14	26	40	37.3	20	15	12	4	9	70	81.6
at LOYOLA MARYMOUNT L	01/18/14	82-72	W	33-62	.532	5-13	.385	11-14	.786	15	26	41	37.5	15	18	15	7	8	82	81.6
SAN DIEGO TOREROS	01/23/14	59-56	W	25-52	.481	7-18	.389	2-4	.500	7	22	29	37.0	11	12	8	1	4	59	80.5
<b>GONZAGA BULLDOGS</b>		<b>1610</b>		<b>582-1137</b>	<b>.512</b>	<b>160-378</b>	<b>.423</b>	<b>286-414</b>	<b>.691</b>	<b>212</b>	<b>529</b>	<b>741</b>	<b>37.0</b>	<b>358</b>	<b>303</b>	<b>219</b>	<b>81</b>	<b>133</b>	<b>1610</b>	<b>80.5</b>
<b>Opponents</b>		<b>1329</b>		<b>450-1133</b>	<b>.397</b>	<b>124-385</b>	<b>.322</b>	<b>305-421</b>	<b>.724</b>	<b>218</b>	<b>417</b>	<b>635</b>	<b>31.8</b>	<b>383</b>	<b>195</b>	<b>232</b>	<b>57</b>	<b>100</b>	<b>1329</b>	<b>66.4</b>

Games played: 20  
 Points/game: 80.5  
 FG Pct: 51.2  
 3FG Pct: 42.3  
 FT Pct: 69.1

Rebounds/game: 37.0  
 Assists/game: 15.2  
 Turnovers/game: 11.0  
 Assist/turnover ratio: 1.4  
 Steals/game: 6.7  
 Blocks/game: 4.1



# 2014 GONZAGA UNIVERSITY MEN'S BASKETBALL SEASON AND CAREER STATISTICS SUMMARY

## SEASON STATISTICS

## CAREER STATISTICS

SUMMARY	GP-GS	Min/G	FG%	3PT%	FT%	R/G	A/G	STL	BLK	PTS/G	GP-GS	Min/G	FG%	3PT%	FT%	R/G	A/G	STL	BLK	PTS/G
PANGOS, Kevin.....	20-20	34.8	.453	.439	.912	3.7	4.1	21	0	15.9	88-87	32.6	.435	.416	.853	2.9	3.5	113	2	13.4
DOWER, Sam.....	18-15	25.1	.609	.444	.836	6.9	0.7	8	10	14.2	121-22	17.4	.569	.353	.791	3.8	0.4	55	61	8.6
BELL JR., Gary.....	14-13	26.2	.500	.470	.821	2.9	1.9	10	1	12.1	81-72	28.3	.464	.437	.750	2.4	2.0	60	4	10.1
KARNOWSKI, Przemek..	20-20	24.7	.592	.000	.491	7.5	0.5	5	34	10.2	54-21	15.9	.579	.000	.473	4.4	0.3	11	45	7.2
BARHAM, Drew.....	20-5	20.5	.505	.482	.500	3.8	0.4	16	6	7.8	48-6	13.4	.483	.468	.542	2.4	0.4	22	11	5.1
COLEMAN, Gerard.....	20-0	13.5	.520	.167	.579	2.1	0.9	16	4	7.6	20-0	13.5	.520	.167	.579	2.1	0.9	16	4	7.6
DRANGINIS, Kyle.....	20-7	26.9	.532	.408	.533	4.6	3.3	23	14	7.2	53-8	16.6	.516	.361	.513	2.7	1.9	37	18	4.5
STOCKTON, David.....	20-20	27.8	.434	.219	.720	2.1	4.1	32	2	7.1	122-22	18.8	.422	.318	.677	1.5	2.9	144	7	4.4
NUNEZ, Angel.....	8-0	10.6	.387	.200	.778	3.3	0.0	1	4	4.9	8-0	10.6	.387	.200	.778	3.3	0.0	1	4	4.9
EDWARDS, Ryan.....	5-0	7.4	.000	.000	.813	2.0	0.0	0	2	2.6	5-0	7.4	.000	.000	.813	2.0	0.0	0	2	2.6
MEIKLE, Luke.....	11-0	4.5	.556	.000	.000	1.0	0.0	0	4	0.9	11-0	4.5	.556	.000	.000	1.0	0.0	0	4	0.9
BHASKAR, Brian.....	9-0	2.0	.667	1.000	.500	0.0	0.0	1	0	0.7	13-0	2.1	.333	.500	.250	0.2	0.1	2	0	0.5
GRIFFIN, Connor.....	10-0	3.1	.333	.000	.500	0.4	0.1	0	0	0.3	10-0	3.1	.333	.000	.500	0.4	0.1	0	0	0.3

SCORING	FG-FGA	FG%	3FG-FGA	3PT%	FT-FTA	FT%	PTS	PTS/G	FG-FGA	FG%	3FG-FGA	3PT%	FT-FTA	FT%	PTS	PTS/G
PANGOS, Kevin.....	101-223	.453	54-123	.439	62-68	.912	318	15.9	373-858	.435	211-507	.416	226-265	.853	1183	13.4
DOWER, Sam.....	103-169	.609	4-9	.444	46-55	.836	256	14.2	408-717	.569	18-51	.353	204-258	.791	1038	8.6
BELL JR., Gary.....	58-116	.500	31-66	.470	23-28	.821	170	12.1	280-603	.464	138-316	.437	120-160	.750	818	10.1
KARNOWSKI, Przemek..	74-125	.592	0-0	.000	56-114	.491	204	10.2	150-259	.579	0-0	.000	88-186	.473	388	7.2
BARHAM, Drew.....	55-109	.505	41-85	.482	4-8	.500	155	7.8	83-172	.483	65-139	.468	13-24	.542	244	5.1
COLEMAN, Gerard.....	64-123	.520	1-6	.167	22-38	.579	151	7.6	64-123	.520	1-6	.167	22-38	.579	151	7.6
DRANGINIS, Kyle.....	58-109	.532	20-49	.408	8-15	.533	144	7.2	95-184	.516	30-83	.361	20-39	.513	240	4.5
STOCKTON, David.....	49-113	.434	7-32	.219	36-50	.720	141	7.1	180-427	.422	61-192	.318	113-167	.677	534	4.4
NUNEZ, Angel.....	12-31	.387	1-5	.200	14-18	.778	39	4.9	12-31	.387	1-5	.200	14-18	.778	39	4.9
EDWARDS, Ryan.....	0-4	.000	0-0	.000	13-16	.813	13	2.6	0-4	.000	0-0	.000	13-16	.813	13	2.6
MEIKLE, Luke.....	5-9	.556	0-2	.000	0-0	.000	10	0.9	5-9	.556	0-2	.000	0-0	.000	10	0.9
BHASKAR, Brian.....	2-3	.667	1-1	1.000	1-2	.500	6	0.7	2-6	.333	1-2	.500	1-4	.250	6	0.5
GRIFFIN, Connor.....	1-3	.333	0-0	.000	1-2	.500	3	0.3	1-3	.333	0-0	.000	1-2	.500	3	0.3

TOTALS	O-REB	D-REB	TOTAL	PF	FO	A	TO	A/TO	O-REB	D-REB	TOTAL	PF	FO	A	TO	A/TO
PANGOS, Kevin.....	5	69	74	35	1	82	33	2.5	27	229	256	160	1	309	144	2.1
DOWER, Sam.....	33	92	125	39	1	12	22	0.5	143	313	456	211	1	54	121	0.4
BELL JR., Gary.....	8	33	41	27	0	27	10	2.7	32	165	197	149	0	166	106	1.6
KARNOWSKI, Przemek..	47	102	149	57	2	9	37	0.2	83	156	239	92	2	16	64	0.3
BARHAM, Drew.....	23	52	75	48	2	7	8	0.9	33	82	115	70	2	18	15	1.2
COLEMAN, Gerard.....	22	19	41	25	0	17	26	0.7	22	19	41	25	0	17	26	0.7
DRANGINIS, Kyle.....	27	65	92	42	0	66	35	1.9	44	97	141	73	0	100	60	1.7
STOCKTON, David.....	4	38	42	41	1	82	35	2.3	15	166	181	190	3	353	164	2.2
NUNEZ, Angel.....	6	20	26	15	1	0	7	0.0	6	20	26	15	1	0	7	0.0
EDWARDS, Ryan.....	4	6	10	11	1	0	2	0.0	4	6	10	11	1	0	2	0.0
MEIKLE, Luke.....	5	6	11	9	0	0	1	0.0	5	6	11	9	0	0	1	0.0
BHASKAR, Brian.....	0	0	0	2	0	0	0	0.0	2	1	3	3	0	1	0	0.0
GRIFFIN, Connor.....	1	3	4	7	0	1	0	0.0	1	3	4	7	0	1	0	0.0



## 2014 GONZAGA UNIVERSITY MEN'S BASKETBALL GAME-BY-GAME HIGHS

Opponent	Date	Score	WL	POINTS	REBOUNDS	ASSISTS	STEALS	BLOCKED SHOTS
BRYANT BULLDOGS	11/09/13	100-76	W	21-DOWER JR., Sa	17-DOWER JR., Sa	5-PANGOS, Kevin	4-COLEMAN, Gera	1-KARNOWSKI, Pr
COLORADO STATE RAMS	11/11/13	93-61	W	24-BELL JR., Gar	10-KARNOWSKI, Pr	4-STOCKTON, Dav	2-STOCKTON, Dav DRANGINIS, Ky	1-DOWER, Sam COLEMAN, Gera MEIKLE, Luke
OAKLAND GRIZZLIES	11/17/13	82-67	W	21-PANGOS, Kevin	6-KARNOWSKI, Pr	5-DRANGINIS, Ky STOCKTON, Dav	3-STOCKTON, Dav COLEMAN, Gera	2-DOWER, Sam
WASHINGTON STATE COUGARS	11/21/13	90-74	W	27-PANGOS, Kevin	8-BARHAM, Drew	9-STOCKTON, Dav	3-STOCKTON, Dav	2-KARNOWSKI, Pr
vs DAYTON FLYERS	11/25/13	79-84	L	27-PANGOS, Kevin	7-DOWER, Sam	7-STOCKTON, Dav	2-DOWER, Sam STOCKTON, Dav	2-KARNOWSKI, Pr
vs CHAMINADE SILVERSWORDS	11/26/13	113-81	W	19-COLEMAN, Gera DOWER, Sam	13-KARNOWSKI, Pr	7-PANGOS, Kevin	2-DRANGINIS, Ky PANGOS, Kevin	2-DRANGINIS, Ky COLEMAN, Gera KARNOWSKI, Pr
vs ARKANSAS RAZORBACKS	11/27/13	91-81	W	34-PANGOS, Kevin	9-KARNOWSKI, Pr	6-DRANGINIS, Ky STOCKTON, Dav	2-STOCKTON, Dav BELL JR., Gar DRANGINIS, Ky	2-KARNOWSKI, Pr MEIKLE, Luke
COPPIN STATE EAGLES	12/01/13	86-51	W	15-BELL JR., Gar	8-DOWER, Sam KARNOWSKI, Pr	6-PANGOS, Kevin	2-COLEMAN, Gera	2-KARNOWSKI, Pr
NEW MEXICO STATE	12/07/13	80-68	W	22-DOWER, Sam	9-KARNOWSKI, Pr PANGOS, Kevin	6-PANGOS, Kevin	2-DRANGINIS, Ky	1-DRANGINIS, Ky
at WEST VIRGINIA MOUNTAIN	12/10/13	80-76	W	19-KARNOWSKI, Pr	13-KARNOWSKI, Pr	8-STOCKTON, Dav	2-BELL JR., Gar	2-KARNOWSKI, Pr
vs SOUTH ALABAMA JAGUARS	12/14/13	68-59	W	20-BELL JR., Gar	11-DOWER, Sam	4-PANGOS, Kevin	4-STOCKTON, Dav	3-KARNOWSKI, Pr
vs KANSAS STATE WILDCATS	12/21/13	62-72	L	14-PANGOS, Kevin	7-KARNOWSKI, Pr	6-PANGOS, Kevin	1-BARHAM, Drew PANGOS, Kevin	2-KARNOWSKI, Pr
SANTA CLARA BRONCOS	12/28/13	74-60	W	21-STOCKTON, Dav	8-KARNOWSKI, Pr	4-DRANGINIS, Ky	4-STOCKTON, Dav	3-NUNEZ, Angel
SAN FRANCISCO DONS	12/30/13	69-41	W	15-BARHAM, Drew	9-BARHAM, Drew	7-STOCKTON, Dav	2-BARHAM, Drew STOCKTON, Dav PANGOS, Kevin DRANGINIS, Ky	2-KARNOWSKI, Pr
SAINT MARY'S GAELS	01/02/14	73-51	W	15-PANGOS, Kevin KARNOWSKI, Pr	9-KARNOWSKI, Pr	4-PANGOS, Kevin DRANGINIS, Ky	2-PANGOS, Kevin	7-KARNOWSKI, Pr
PACIFIC TIGERS	01/04/14	86-64	W	16-BARHAM, Drew PANGOS, Kevin	8-KARNOWSKI, Pr	7-DRANGINIS, Ky	2-PANGOS, Kevin	2-DRANGINIS, Ky KARNOWSKI, Pr
at PORTLAND PILOTS	01/09/14	73-82	L	14-DOWER, Sam	5-DRANGINIS, Ky NUNEZ, Angel	6-PANGOS, Kevin DRANGINIS, Ky	2-COLEMAN, Gera STOCKTON, Dav DRANGINIS, Ky	1-DRANGINIS, Ky
at PEPPERDINE WAVES	01/16/14	70-53	W	18-DOWER, Sam	8-DRANGINIS, Ky DOWER, Sam	4-PANGOS, Kevin	3-BARHAM, Drew	2-KARNOWSKI, Pr
at LOYOLA MARYMOUNT LIONS	01/18/14	82-72	W	28-DOWER, Sam	14-DOWER, Sam	6-PANGOS, Kevin	2-BARHAM, Drew DRANGINIS, Ky	3-DRANGINIS, Ky
SAN DIEGO TOREROS	01/23/14	59-56	W	18-DOWER, Sam	10-DOWER, Sam	4-DRANGINIS, Ky	1-KARNOWSKI, Pr BARHAM, Drew STOCKTON, Dav BELL JR., Gar	1-DRANGINIS, Ky





## 2014 GONZAGA UNIVERSITY MEN'S BASKETBALL INDIVIDUAL POINTS-REBOUNDS-ASSISTS

Opponent	Date	Score	WL	00	02	03	04	05	11	14	21	22	24	25	35	43
				COLEMAN,G	NUNEZ,ANG	DRANGINIS	PANGOS,KE	BELL JR.,	STOCKTON,	GRIFFIN,C	LUKE,MEIK	BHASKAR,B	KARNOWSKI	EDWARDS,R	DOWER,SAM	BARHAM,DR
BRYANT	11/09/13	100-76	W	15- 2- 0	INE	9- 3- 3	14- 2- 5	14- 2- 3	6- 2- 4	2- 1- 0	0- 1- 0	0- 0- 0	10- 1- 0	DNP	21-17- 0	9- 5- 1
COLORADO ST	11/11/13	93-61	W	16- 3- 2	INE	7- 5- 2	13- 0- 3	24- 2- 3	10- 1- 4	1- 1- 0	2- 4- 0	2- 0- 0	8-10- 1	DNP	8- 9- 1	2- 3- 0
OAKLAND	11/17/13	82-67	W	4- 4- 1	INE	2- 1- 5	21- 3- 3	14- 2- 3	5- 5- 5	0- 0- 0	0- 0- 0	0- 0- 0	12- 6- 0	DNP	15- 5- 0	9- 1- 0
WASH. ST.	11/21/13	90-74	W	0- 0- 1	INE	8- 3- 2	27- 3- 4	12- 5- 2	9- 2- 9	0- 0- 0	0- 1- 0	DNP	12- 6- 0	DNP	5- 4- 1	17- 8- 1
vs DAYTON	11/25/13	79-84	L	7- 1- 0	INE	2- 2- 3	27- 3- 1	12- 2- 0	6- 3- 7	DNP	DNP	DNP	7- 6- 0	DNP	18- 7- 1	0- 4- 0
vs CHAMINADE	11/26/13	113-81	W	19- 2- 2	INE	18- 6- 2	18- 1- 7	16- 0- 6	2- 3- 2	0- 0- 1	0- 0- 0	0- 0- 0	10-13- 0	DNP	19- 6- 1	11- 0- 0
vs ARKANSAS	11/27/13	91-81	W	3- 2- 0	INE	3- 5- 6	34- 3- 4	13- 4- 2	4- 3- 6	0- 0- 0	4- 1- 0	0- 0- 0	7- 9- 1	DNP	19- 4- 0	4- 3- 0
COPPIN ST.	12/01/13	86-51	W	14- 4- 2	INE	12- 4- 3	9- 4- 6	15- 4- 2	4- 1- 4	0- 2- 0	2- 2- 0	3- 0- 0	5- 8- 0	5- 1- 0	11- 8- 2	6- 6- 0
NEW MEX. ST.	12/07/13	80-68	W	21- 4- 0	INE	0- 5- 2	15- 9- 6	4- 2- 0	5- 2- 3	DNP	DNP	DNP	9- 9- 0	DNP	22- 5- 1	4- 7- 1
at W. VIRG	12/10/13	80-76	W	4- 3- 0	INE	8- 6- 1	18- 3- 4	15- 9- 0	5- 1- 8	DNP	DNP	DNP	19-13- 0	DNP	11- 5- 0	0- 1- 0
vs So. ALABA	12/14/13	68-59	W	0- 0- 0	INE	9- 4- 1	10- 3- 4	20- 6- 1	8- 2- 2	DNP	DNP	DNP	9- 8- 0	DNP	12-11- 0	0- 4- 0
vs KANSAS ST	12/21/13	62-72	L	0- 4- 2	INE	8- 5- 2	14- 4- 6	3- 3- 3	10- 3- 2	DNP	0- 1- 0	DNP	10- 7- 0	DNP	4- 1- 0	13- 2- 0
SANTA CLARA	12/28/13	74-60	W	0- 0- 1	8- 3- 0	3- 6- 4	17- 2- 2	3- 0- 1	21- 2- 3	DNP	2- 1- 0	DNP	10- 8- 0	2- 2- 0	INJ	8- 4- 0
SAN FRANCIS	12/30/13	69-41	W	10- 2- 0	6- 5- 0	3- 5- 2	10- 7- 4	INJ	10- 4- 7	0- 0- 0	0- 0- 0	0- 0- 0	11- 8- 2	4- 3- 0	INJ	15- 9- 1
SAINT MARY'S	1/02/14	73-51	W	5- 2- 2	13- 8- 0	12- 2- 4	15- 8- 4	INJ	4- 2- 2	0- 0- 0	0- 0- 0	0- 0- 0	15- 9- 0	0- 1- 0	0- 0- 0	9- 3- 1
PACIFIC	1/04/14	86-64	W	5- 3- 0	4- 2- 0	8- 7- 7	16- 5- 2	INJ	15- 1- 5	DNP	DNP	DNP	9- 8- 1	DNP	13- 7- 0	16- 2- 0
at PORTLAND	1/09/14	73-82	L	11- 4- 1	4- 5- 0	8- 5- 6	12- 3- 6	INJ	5- 1- 1	DNP	DNP	DNP	11- 4- 0	DNP	14- 4- 0	8- 3- 0
at PEPPERDINE	1/16/14	70-53	W	6- 0- 0	2- 2- 0	5- 8- 3	14- 3- 4	INJ	3- 0- 1	0- 0- 0	DNP	1- 0- 0	11- 4- 2	2- 3- 0	18- 8- 3	8- 6- 2
at LOYOLA MAR	1/18/14	82-72	W	11- 1- 1	2- 1- 0	9- 3- 4	3- 3- 6	INJ	6- 4- 4	DNP	FLU	DNP	7- 6- 1	DNP	28-14- 2	16- 4- 0
SAN DIEGO	1/23/14	59-56	W	0- 0- 2	0- 0- 0	10- 7- 4	11- 5- 1	5- 0- 1	3- 0- 3	DNP	DNP	DNP	12- 6- 1	DNP	18-10- 0	0- 0- 0

NOTE: Angel Nunez ineligible until Dec. 20, 2013 after being mid-year transfer from Louisville in January, 2013.

Sam Dower Jr. INJ back

Gary Bell Jr. - INJ Broken hand



## 2014 GONZAGA UNIVERSITY MEN'S BASKETBALL GAME-BY-GAME TEAM COMPARISON

Opponent	1st	2nd	Score	Mar	Total FG	FG Pct	3-Pointers	3FG Pct	Free Throws	FT Pct	Rebounds	Assist	TOver	Block	Steal	Fouls
-----	--/--	--/--	---/---	---	-----/-----	-----/-----	-----/-----	-----/-----	-----/-----	-----/-----	-----/-----	-----/-----	-----/-----	-----/-----	-----/-----	-----/-----
BRYANT BULLDOGS.....	49/28	51/48	100-76	+24	36-67/27-60	.537/.450	7-19/ 4-21	.368/.190	21-28/18-23	.750/.783	39/30 +9	16/5	8/14	1/2	9/5	18/23
COLORADO STATE RAMS.....	47/26	46/35	93-61	+32	34-59/18-56	.576/.321	14-31/ 5-17	.452/.294	11-16/20-28	.688/.714	39/33 +6	16/8	10/9	3/1	7/6	19/17
OAKLAND GRIZZLIES.....	39/30	43/37	82-67	+15	28-51/22-45	.549/.489	11-20/11-20	.550/.550	15-18/12-15	.833/.800	30/20 +10	17/11	11/14	3/1	10/2	15/18
WASHINGTON STATE COUGARS.....	49/33	41/41	90-74	+16	33-59/25-56	.559/.446	13-23/ 9-28	.565/.321	11-18/15-21	.611/.714	35/30 +5	20/13	11/12	3/2	7/4	14/19
DAYTON FLYERS.....	37/28	42/56	79-84	(5)	26-54/27-59	.481/.458	5-19/ 9-21	.263/.429	22-25/21-35	.880/.600	29/40 (11)	12/10	10/13	4/1	5/8	28/25
CHAMINADE SILVERSWORDS.....	58/40	55/41	113-81	+32	46-66/26-61	.697/.426	13-23/ 8-25	.565/.320	8-11/21-25	.727/.840	31/28 +3	21/3	12/14	7/2	6/3	20/16
ARKANSAS RAZORBACKS.....	38/31	53/50	91-81	+10	30-55/31-72	.545/.431	12-20/ 4-21	.600/.190	19-27/15-19	.704/.789	35/40 (5)	19/14	11/9	4/5	7/6	22/22
COPPIN STATE EAGLES.....	39/14	47/37	86-51	+35	31-62/18-56	.500/.321	12-26/ 2-18	.462/.111	12-21/13-17	.571/.765	45/32 +13	19/6	9/12	5/1	5/4	13/17
NEW MEXICO STATE.....	31/30	49/38	80-68	+12	33-68/25-59	.485/.424	4-10/ 6-17	.400/.353	10-16/12-18	.625/.667	45/30 +15	13/13	8/11	1/6	6/6	18/14
WEST VIRGINIA MOUNTAINEERS.....	35/39	45/37	80-76	+4	27-61/25-67	.443/.373	7-20/ 9-27	.350/.333	19-23/17-22	.826/.773	43/36 +7	13/15	11/5	2/3	4/3	19/22
SOUTH ALABAMA JAGUARS.....	41/25	27/34	68-59	+9	26-64/19-59	.406/.322	2-14/ 7-17	.143/.412	14-21/14-19	.667/.737	40/40 -	8/9	10/15	7/4	8/3	16/20
KANSAS STATE WILDCATS.....	24/29	38/43	62-72	(10)	24-50/24-54	.480/.444	7-21/ 5-18	.333/.278	7-15/19-25	.467/.760	31/32 (1)	15/15	12/4	3/1	2/4	20/15
SANTA CLARA BRONCOS.....	31/26	43/34	74-60	+14	23-48/24-51	.479/.471	5-13/ 6-18	.385/.333	23-31/ 6-12	.742/.500	32/32 -	11/9	9/15	6/4	9/2	16/22
SAN FRANCISCO DONS.....	41/23	28/18	69-41	+28	25-58/14-55	.431/.255	8-23/ 6-21	.348/.286	11-20/ 7-17	.550/.412	47/37 +10	16/12	12/16	5/4	10/6	17/20
SAINT MARY'S GAELS.....	36/22	37/29	73-51	+22	24-49/15-47	.490/.319	9-19/ 1-12	.474/.083	16-18/20-27	.889/.741	39/22 +17	13/2	15/10	10/0	4/7	17/18
PACIFIC TIGERS.....	46/25	40/39	86-64	+22	27-39/19-60	.692/.317	10-13/10-25	.769/.400	22-39/16-20	.564/.800	37/32 +5	15/10	13/10	4/0	5/4	19/28
PORTLAND PILOTS.....	31/39	42/43	73-82	(9)	26-58/27-52	.448/.519	4-15/ 8-14	.267/.571	17-25/20-26	.680/.769	34/29 +5	14/16	12/12	1/8	8/7	21/19
PEPPERDINE WAVES.....	39/21	31/32	70-53	+17	25-55/17-52	.455/.327	5-18/ 4-16	.278/.250	15-24/15-24	.625/.625	40/35 +5	15/8	12/16	4/5	9/5	20/20
LOYOLA MARYMOUNT LIONS.....	42/33	40/39	82-72	+10	33-62/28-66	.532/.424	5-13/ 6-15	.385/.400	11-14/10-13	.786/.769	41/31 +10	18/13	15/12	7/2	8/9	15/16
SAN DIEGO TOREROS.....	33/29	26/27	59-56	+3	25-52/19-46	.481/.413	7-18/ 4-14	.389/.286	2-4 /14-15	.500/.933	29/26 +3	12/3	8/9	1/5	4/6	11/12

Note: Game totals are displayed in the format TEAM/OPPONENT for each category



## 2014 GONZAGA UNIVERSITY MEN'S BASKETBALL GAME-BY-GAME STARTERS (MINUTES PLAYED IN PARENTHESIS)

Opponent	Date	Score	W/L	GUARD	GUARD	GUARD	FORWARD	FORWARD
BRYANT	11/9/13	100-76	W	Pangos (30)	Bell (25)	Stockton (29)	Dower (29)	Karnowski (12)
COLORADO STATE	11/11/13	93-61	W	Pangos (19)	Bell (28)	Stockton (30)	Dower (27)	Karnowski (26)
OAKLAND	11/17/13	82-67	W	Pangos (19)	Bell (33)	Stockton (31)	Dower (33)	Karnowski (19)
WASHINGTON STATE	11/21/13	90-74	W	Pangos (37)	Bell (23)	Stockton (35)	Dower (18)	Karnowski (27)
DAYTON	11/25/13	84-79	L	Pangos (39)	Bell (29)	Stockton (32)	Dower (32)	Karnowski (26)
CHAMINADE	11/26/13	113-81	W	Pangos (28)	Bell (22)	Stockton (21)	Dower (23)	Karnowski (22)
ARKANSAS	11/27/13	91-81	W	Pangos (39)	Bell (23)	Stockton (33)	Dower (21)	Karnowski (25)
COPPIN STATE	12/1/13	86-51	W	Pangos (28)	Bell (23)	Stockton (20)	Dower (24)	Karnowski (24)
NEW MEXICO STATE	12/7/13	80-68	W	Pangos (38)	Bell (18)	Stockton (18)	Dower (30)	Karnowski (23)
WEST VIRGINIA	12/10/13	80-76	W	Pangos (39)	Bell (36)	Stockton (27)	Dower (19)	Karnowski (32)
SOUTH ALABAMA	12/14/13	68-59	W	Pangos (38)	Bell (39)	Stockton (36)	Dower (34)	Karnowski (19)
KANSAS STATE	12/21/14	72-62	L	Pangos (39)	Bell (30)	Stockton (21)	Dower (11)*	Karnowski (30)
SANTA CLARA	12/28/13	74-60	W	Pangos (35)	Bell (16)	Stockton (35)	Barham (33)	Karnowski (28)
SAN FRANCISCO	12/30/13	69-41	W	Pangos (34)	Dranginis (26)	Stockton (36)	Barham (29)	Karnowski (23)
SAINT MARY'S	1/2/14	73-51	W	Pangos (34)	Dranginis (32)	Stockton (30)	Barham (23)	Karnowski (25)
PACIFIC	1/4/14	86-64	W	Pangos (33)	Dranginis (38)	Stockton (34)	Barham (21)	Karnowski (29)
PORTLAND	1/9/14	82-73	L	Pangos (40)	Dranginis (35)	Stockton (22)	Barham (21)	Karnowski (26)
PEPPERDINE	1/16/14	70-53	W	Pangos (37)	Dranginis (34)	Stockton (34)	Dower (19)	Karnowski (20)
LOYOLA MARYMOUNT	1/18/14	82-72	W	Pangos (36)	Dranginis (37)	Stockton (21)	Dower (35)	Karnowski (23)
SAN DIEGO	1/23/14	59-56	W	Pangos (39)	Dranginis (30)	Stockton (25)	Dower (30)	Karnowski (31)

\*Injured back with 3:59 to play in 1<sup>st</sup> half and did not return

Bell broken hand suffered 12/28/13



GAME 5 - Dayton 84, No. 11/10 Gonzaga 79

11-25-13 7 p.m. at Lahaina Civic Center, Maui, Hawaii

VISITORS: DAYTON FLYERS 5-0

Table with columns: Player Name, TOT-FG, 3-PT, REBOUNDS, FG-FGA, FT-FTA, OF DE TOT PF TP A TO BLK S MIN. Lists player stats for Dayton Flyers.

Summary statistics: TOTAL FG% 1st Half: 10-31 32.3%, 2nd Half: 17-28 60.7%, Game: 45.8% DEADB; 3-Pt. FG% 1st Half: 1-8 12.5%, 2nd Half: 8-13 61.5%, Game: 42.9% REBS; F Throw % 1st Half: 7-13 53.8%, 2nd Half: 14-22 63.6%, Game: 60.0% 4,2.

HOME TEAM: GONZAGA BULLDOGS 4-1

Table with columns: Player Name, TOT-FG, 3-PT, REBOUNDS, FG-FGA, FT-FTA, OF DE TOT PF TP A TO BLK S MIN. Lists player stats for Gonzaga Bulldogs.

Summary statistics: TOTAL FG% 1st Half: 13-28 46.4%, 2nd Half: 13-26 50.0%, Game: 48.1% DEADB; 3-Pt. FG% 1st Half: 2-8 25.0%, 2nd Half: 3-11 27.3%, Game: 26.3% REBS; F Throw % 1st Half: 9-11 81.8%, 2nd Half: 13-14 92.9%, Game: 88.0% 2.

Officials: Ed Corbett, Mark Whitehead, Dwayne Gladden

Technical fouls: DAYTON FLYERS-None. GONZAGA BULLDOGS-None.

Attendance: 2400

Score by Periods table with columns: Period, 1st, 2nd, Total. Shows scores for Dayton Flyers and Gonzaga Bulldogs.

30th Annual EA Sports Maui Invitational

Gonzaga loses in first round for first time in four trips

Points in the paint-DAY 34,GON 40. Points off turnovers-DAY 13,GON 16.

2nd chance points-DAY 14,GON 6. Fast break points-DAY 8,GON 8.

Bench points-DAY 21,GON 9. Score tied-3 times. Lead changed-5 times.

Last FG-DAY 2nd-00:59, GON 2nd-00:17.

Largest lead-DAY by 9 2nd-03:46, GON by 16 1st-02:12.

GAME 6 - No. 11/10 Gonzaga 113, Chaminade 81

11/26/13 11:30 a.m. at Lahaina Civic Center, Maui, Hawaii

VISITORS: GONZAGA BULLDOGS 5-1

Table with columns: Player Name, TOT-FG, 3-PT, REBOUNDS, FG-FGA, FT-FTA, OF DE TOT PF TP A TO BLK S MIN. Lists player stats for Gonzaga Bulldogs.

Summary statistics: TOTAL FG% 1st Half: 23-31 74.2%, 2nd Half: 23-35 65.7%, Game: 69.7% DEADB; 3-Pt. FG% 1st Half: 6-10 60.0%, 2nd Half: 7-13 53.8%, Game: 56.5% REBS; F Throw % 1st Half: 6-8 75.0%, 2nd Half: 2-3 66.7%, Game: 72.7% 0.

HOME TEAM: CHAMINADE SILVERSWORDES 2-2

Table with columns: Player Name, TOT-FG, 3-PT, REBOUNDS, FG-FGA, FT-FTA, OF DE TOT PF TP A TO BLK S MIN. Lists player stats for Chaminade Silverswords.

Summary statistics: TOTAL FG% 1st Half: 12-28 42.9%, 2nd Half: 14-33 42.4%, Game: 42.6% DEADB; 3-Pt. FG% 1st Half: 5-13 38.5%, 2nd Half: 3-12 25.0%, Game: 32.0% REBS; F Throw % 1st Half: 11-14 78.6%, 2nd Half: 10-11 90.9%, Game: 84.0% 3.

Officials: Chris Rastatter, Dwayne Gladden, Tim Kelly

Technical fouls: GONZAGA BULLDOGS-None. CHAMINADE SILVERSWORDES-None.

Attendance: 2400

Score by Periods table with columns: Period, 1st, 2nd, Total. Shows scores for Gonzaga Bulldogs and Chaminade Silverswords.

30th Annual EA Sports Maui Invitational

Points in the paint-GON 60,CHA 24. Points off turnovers-GON 23,CHA 12.

2nd chance points-GON 10,CHA 7. Fast break points-GON 16,CHA 2.

Bench points-GON 48,CHA 25. Score tied-1 time. Lead changed-6 times.

Last FG-GON 2nd-00:52, CHA 2nd-00:38.

Largest lead-GON by 34 2nd-00:52, CHA by 4 1st-17:51.

GAME 7 - No. 11/10 Gonzaga 91, Arkansas 81

11-27-13 12 p.m. at Lahaina Civic Center, Maui, Hawaii

VISITORS: ARKANSAS RAZORBACKS 4-2

Table with columns: Player Name, TOT-FG, 3-PT, REBOUNDS, FG-FGA, FT-FTA, OF DE TOT PF TP A TO BLK S MIN. Lists player stats for Arkansas Razorbacks.

Summary statistics: TOTAL FG% 1st Half: 11-34 32.4%, 2nd Half: 20-38 52.6%, Game: 43.1% DEADB; 3-Pt. FG% 1st Half: 4-13 30.8%, 2nd Half: 0-8 0.0%, Game: 19.0% REBS; F Throw % 1st Half: 5-7 71.4%, 2nd Half: 10-12 83.3%, Game: 78.9% 1,1.

<cpil4>

HOME TEAM: GONZAGA BULLDOGS 6-1

Table with columns: Player Name, TOT-FG, 3-PT, REBOUNDS, FG-FGA, FT-FTA, OF DE TOT PF TP A TO BLK S MIN. Lists player stats for Gonzaga Bulldogs.

Summary statistics: TOTAL FG% 1st Half: 15-28 53.6%, 2nd Half: 15-27 55.6%, Game: 54.5% DEADB; 3-Pt. FG% 1st Half: 4-10 40.0%, 2nd Half: 8-10 80.0%, Game: 60.0% REBS; F Throw % 1st Half: 4-7 57.1%, 2nd Half: 15-20 75.0%, Game: 70.4% 1.

Officials: Terry Wymer, Kevin Brill, D.J. Carstensen

Technical fouls: ARKANSAS RAZORBACKS-None. GONZAGA BULLDOGS-None.

Attendance: 2400

Score by Periods table with columns: Period, 1st, 2nd, Total. Shows scores for Arkansas Razorbacks and Gonzaga Bulldogs.

30th Annual EA Sports Maui Invitational

Gonzaga finishes 5th

Points in the paint-ARK 32,GON 34. Points off turnovers-ARK 10,GON 15.

2nd chance points-ARK 23,GON 5. Fast break points-ARK 6,GON 11.

Bench points-ARK 25,GON 14. Score tied-1 time. Lead changed-0 times.

Last FG-ARK 2nd-00:05, GON 2nd-00:25.

Largest lead-ARK None, GON by 19 2nd-02:03.

GAME 8 - No. 11/10 Gonzaga 86, Coppin State 51

12/01/13 5:00 pm at MCCARTHEY ATHLETIC CENTER - SPOKANE, WA

VISITORS: COPPIN STATE EAGLES 2-4

Table with columns: Player Name, TOT-FG, 3-PT, REBOUNDS, FG-FGA, FT-FTA, OF DE TOT PF TP A TO BLK S MIN. Lists player stats for Coppin State Eagles.

Summary statistics: TOTAL FG% 1st Half: 6-28 21.4%, 2nd Half: 12-28 42.9%, Game: 32.1% DEADB; 3-Pt. FG% 1st Half: 1-9 11.1%, 2nd Half: 1-9 11.1%, Game: 11.1% REBS; F Throw % 1st Half: 1-3 33.3%, 2nd Half: 12-14 85.7%, Game: 76.5% 2.

HOME TEAM: GONZAGA BULLDOGS 7-1

Table with columns: Player Name, TOT-FG, 3-PT, REBOUNDS, FG-FGA, FT-FTA, OF DE TOT PF TP A TO BLK S MIN. Lists player stats for Gonzaga Bulldogs.

Summary statistics: TOTAL FG% 1st Half: 15-29 51.7%, 2nd Half: 16-33 48.5%, Game: 50.0% DEADB; 3-Pt. FG% 1st Half: 4-10 40.0%, 2nd Half: 8-16 50.0%, Game: 46.2% REBS; F Throw % 1st Half: 5-7 71.4%, 2nd Half: 7-14 50.0%, Game: 57.1% 3.

Officials: Mark Cook, Nate Harris, Justin Shamion

Technical fouls: COPPIN STATE EAGLES-None. GONZAGA BULLDOGS-None.

Attendance: 6000

Score by Periods table with columns: Period, 1st, 2nd, Total. Shows scores for Coppin State Eagles and Gonzaga Bulldogs.

COPPIN STATE EAGLES

Points in the paint-COP 24,GON 34. Points off turnovers-COP 5,GON 15.

2nd chance points-COP 7,GON 13. Fast break points-COP 6,GON 10.

Bench points-COP 16,GON 42. Score tied-0 times. Lead changed-0 times.

Last FG-COP 2nd-00:28, GON 2nd-00:44.

Largest lead-COP None, GON by 40 2nd-05:03.

**GAME 9 - No. 19/15 Gonzaga 80, New Mexico State 68**

12/07/13 8:00 pm at McCARTHEY ATHLETIC CENTER - SPOKANE, WA

VISITORS: NEW MEXICO STATE 7-4

Table with columns: ## Player Name, TOT-FG, 3-PT, REBOUNDS, FG-FGA, FT-FTA, OF DE TOT PF TP A TO BLK S MIN. Lists player stats for NM State vs Gonzaga.

TOTAL FG% 1st Half: 13-30 43.3% 2nd Half: 12-29 41.4% Game: 42.4% DEADB
3-Pt. FG% 1st Half: 3-9 33.3% 2nd Half: 3-8 37.5% Game: 35.3% REBS
F Throw % 1st Half: 1-3 33.3% 2nd Half: 11-15 73.3% Game: 66.7% 2

HOME TEAM: GONZAGA BULLDOGS 8-1

Table with columns: ## Player Name, TOT-FG, 3-PT, REBOUNDS, FG-FGA, FT-FTA, OF DE TOT PF TP A TO BLK S MIN. Lists player stats for Gonzaga vs NM State.

TOTAL FG% 1st Half: 13-37 35.1% 2nd Half: 20-31 64.5% Game: 48.5% DEADB
3-Pt. FG% 1st Half: 0-5 0.0% 2nd Half: 4-5 80.0% Game: 40.0% REBS
F Throw % 1st Half: 5-7 71.4% 2nd Half: 5-9 55.6% Game: 62.5% 4

Officials: Frank Harvey, Gregory Nixon, Klaus Endrissat
Technical fouls: NEW MEXICO STATE-None. GONZAGA BULLDOGS-None.

Attendance: 6000

Score by Periods table with columns: 1st, 2nd, Total. Includes points in the paint, 2nd chance points, and bench points for both teams.

**GAME 10 - No. 20/T16 Gonzaga 80, West Virginia 76**

12/10/13 9:00 p.m. at WVU Coliseum, Morgantown, W.Va.

VISITORS: GONZAGA BULLDOGS 9-1

Table with columns: ## Player Name, TOT-FG, 3-PT, REBOUNDS, FG-FGA, FT-FTA, OF DE TOT PF TP A TO BLK S MIN. Lists player stats for Gonzaga vs WVU.

TOTAL FG% 1st Half: 13-34 38.2% 2nd Half: 14-27 51.9% Game: 44.3% DEADB
3-Pt. FG% 1st Half: 3-10 30.0% 2nd Half: 4-10 40.0% Game: 35.0% REBS
F Throw % 1st Half: 6-7 85.7% 2nd Half: 13-16 81.3% Game: 82.6% 2,1

HOME TEAM: WEST VIRGINIA MOUNTAINEERS 6-4

Table with columns: ## Player Name, TOT-FG, 3-PT, REBOUNDS, FG-FGA, FT-FTA, OF DE TOT PF TP A TO BLK S MIN. Lists player stats for WVU vs Gonzaga.

TOTAL FG% 1st Half: 12-32 37.5% 2nd Half: 13-35 37.1% Game: 37.3% DEADB
3-Pt. FG% 1st Half: 6-17 35.3% 2nd Half: 3-10 30.0% Game: 33.3% REBS
F Throw % 1st Half: 9-12 75.0% 2nd Half: 8-10 80.0% Game: 77.3% 3

Officials: Joe DeRosa, Mike Stuart, Kipp Kissingser
Technical fouls: GONZAGA BULLDOGS-None. WEST VIRGINIA MOUNTAINEERS-None.

Attendance: 9350

Score by Periods table with columns: 1st, 2nd, Total. Includes points in the paint, 2nd chance points, and bench points for both teams.

Points in the paint-GON 34,WVU 16. Points off turnovers-GON 4,WVU 13.
2nd chance points-GON 12,WVU 9. Fast break points-GON 8,WVU 2.
Bench points-GON 12,WVU 14. Score tied-4 times. Lead changed-14 times.
Last FG-GON 2nd-00:27, WVU 2nd-00:51.
Largest lead-GON by 8 2nd-02:25, WVU by 10 2nd-16:08.

**GAME 11 - No. 20/T16 Gonzaga 68, South Alabama 59**

12/14/13 7:00 pm at KEYARENA - SEATTLE, WA

VISITORS: SOUTH ALABAMA JAGUARS 5-5

Table with columns: ## Player Name, TOT-FG, 3-PT, REBOUNDS, FG-FGA, FT-FTA, OF DE TOT PF TP A TO BLK S MIN. Lists player stats for South Alabama vs Gonzaga.

TOTAL FG% 1st Half: 9-30 30.0% 2nd Half: 10-29 34.5% Game: 32.2% DEADB
3-Pt. FG% 1st Half: 4-7 57.1% 2nd Half: 3-10 30.0% Game: 41.3% REBS
F Throw % 1st Half: 3-5 60.0% 2nd Half: 11-14 78.6% Game: 73.7% 3,3

HOME TEAM: GONZAGA BULLDOGS 10-1

Table with columns: ## Player Name, TOT-FG, 3-PT, REBOUNDS, FG-FGA, FT-FTA, OF DE TOT PF TP A TO BLK S MIN. Lists player stats for Gonzaga vs South Alabama.

TOTAL FG% 1st Half: 16-37 43.2% 2nd Half: 10-27 37.0% Game: 40.6% DEADB
3-Pt. FG% 1st Half: 1-5 20.0% 2nd Half: 1-9 11.1% Game: 14.3% REBS
F Throw % 1st Half: 8-11 72.7% 2nd Half: 6-10 60.0% Game: 66.7% 2,2

Officials: Michael Reed, Richard Batsell, Daryl Gelinias
Technical fouls: SOUTH ALABAMA JAGUARS-None. GONZAGA BULLDOGS-None.

Attendance: 9140

Score by Periods table with columns: 1st, 2nd, Total. Includes points in the paint, 2nd chance points, and bench points for both teams.

**GAME 12 - Kansas State 72, No. 21/T15 Gonzaga 62**

12/21/13 2:30 p.m. at INTRUST BANK ARENA - WICHITA, KS

VISITORS: GONZAGA BULLDOGS 10-2

Table with columns: ## Player Name, TOT-FG, 3-PT, REBOUNDS, FG-FGA, FT-FTA, OF DE TOT PF TP A TO BLK S MIN. Lists player stats for Gonzaga vs Kansas State.

TOTAL FG% 1st Half: 9-22 40.9% 2nd Half: 15-28 53.6% Game: 48.0% DEADB
3-Pt. FG% 1st Half: 3-10 30.0% 2nd Half: 4-11 36.4% Game: 33.3% REBS
F Throw % 1st Half: 3-8 37.5% 2nd Half: 4-7 57.1% Game: 46.7% 4

HOME TEAM: KANSAS STATE WILDCATS 8-3

Table with columns: ## Player Name, TOT-FG, 3-PT, REBOUNDS, FG-FGA, FT-FTA, OF DE TOT PF TP A TO BLK S MIN. Lists player stats for Kansas State vs Gonzaga.

TOTAL FG% 1st Half: 9-26 34.6% 2nd Half: 15-28 53.6% Game: 44.4% DEADB
3-Pt. FG% 1st Half: 4-11 36.4% 2nd Half: 1-7 14.3% Game: 27.8% REBS
F Throw % 1st Half: 7-10 70.0% 2nd Half: 12-15 80.0% Game: 76.0% 3

Officials: Rick Hartzell, Terry Davis, Toby Martinez
Technical fouls: GONZAGA BULLDOGS-None. KANSAS STATE WILDCATS-None.

Attendance: 13224

Score by Periods table with columns: 1st, 2nd, Total. Includes points in the paint, 2nd chance points, and bench points for both teams.

Points in the paint-GON 30,KSU 26. Points off turnovers-GON 7,KSU 13.
2nd chance points-GON 12,KSU 12. Fast break points-GON 17,KSU 8.
Bench points-GON 21,KSU 17. Score tied-3 times. Lead changed-8 times.
Last FG-GON 2nd-00:07, KSU 2nd-00:24.
Largest lead-GON by 1 1st-11:28, KSU by 12 2nd-00:54.

GAME 13 - No. 24/21 Gonzaga 74, Santa Clara 60

12/28/13 5:00 pm at MCCARTHEY ATHLETIC CENTER - SPOKANE, WA

Table with columns: Player Name, FG-FGA, FT-FTA, REBOUNDS, PF, TP, A, TO, BLK, S, MIN. Includes team totals and game statistics.

Summary table for Game 13 showing 1st and 2nd half statistics for FG%, FT%, and REBS.

Table for HOME TEAM: GONZAGA BULLDOGS 11-2; 1-0. Includes player stats and team totals.

Summary table for Game 13 showing 1st and 2nd half statistics for FG%, FT%, and REBS.

Officials: Glen Mayberry, Klaus Andriassat, Dennis Flannery. Technical fouls: SANTA CLARA BRONCOS-ROQUEMORE, Evan. GONZAGA BULLDOGS-None.

GAME 14 - No. 24/21 Gonzaga 69, San Francisco 41

12/30/13 6:00 pm at MCCARTHEY ATHLETIC CENTER - SPOKANE, WA

Table with columns: Player Name, FG-FGA, FT-FTA, REBOUNDS, PF, TP, A, TO, BLK, S, MIN. Includes team totals and game statistics.

Summary table for Game 14 showing 1st and 2nd half statistics for FG%, FT%, and REBS.

Table for HOME TEAM: GONZAGA BULLDOGS 12-2; 2-0. Includes player stats and team totals.

Summary table for Game 14 showing 1st and 2nd half statistics for FG%, FT%, and REBS.

Officials: Michael Greenstein, Michael Reed, Richard Batsell. Technical fouls: SAN FRANCISCO DONTS-None. GONZAGA BULLDOGS-None.

GAME 15 - No. 24/21 Gonzaga 73, Saint Mary's 51

01/02/14 6:00 pm at MCCARTHEY ATHLETIC CENTER - SPOKANE, WA

Table with columns: Player Name, FG-FGA, FT-FTA, REBOUNDS, PF, TP, A, TO, BLK, S, MIN. Includes team totals and game statistics.

Summary table for Game 15 showing 1st and 2nd half statistics for FG%, FT%, and REBS.

Table for HOME TEAM: GONZAGA BULLDOGS 13-2; 3-0. Includes player stats and team totals.

Summary table for Game 15 showing 1st and 2nd half statistics for FG%, FT%, and REBS.

Officials: Gregory Nixon, Tommy Nunez, Michael Scyphers. Technical fouls: SAINT MARY'S GAELS-None. GONZAGA BULLDOGS-None.

GAME 16 - No. 24/21 Gonzaga 86, Pacific 64

01/04/14 5:00 pm at MCCARTHEY ATHLETIC CENTER - SPOKANE, WA

Table with columns: Player Name, FG-FGA, FT-FTA, REBOUNDS, PF, TP, A, TO, BLK, S, MIN. Includes team totals and game statistics.

Summary table for Game 16 showing 1st and 2nd half statistics for FG%, FT%, and REBS.

Table for HOME TEAM: GONZAGA BULLDOGS 14-2; 4-0. Includes player stats and team totals.

Summary table for Game 16 showing 1st and 2nd half statistics for FG%, FT%, and REBS.

Officials: Kevin Brill, Marc Beasley, Bruce Hicks. Technical fouls: PACIFIC TIGERS-None. GONZAGA BULLDOGS-None.











### 14 CONNOR GRIFFIN

Opponent	Date	GS	Min	---TOTAL---		---3-PTS---		FT-FTA		----REBOUNDS----				PF	FO	A	TO	Blk	Stl	Pts	Avg
				FG-FGA	Pct	3FG-FGA	Pct	Pct	Pct	Off	Def	Tot	Avg								
BRYANT BULLDOGS	11/09/13	5	1-1	1.000	0-0	.000	0-0	.000	0	1	1	1.0	0	0	0	0	0	0	2	2.0	
COLORADO STATE RAMS	11/11/13	5	0-0	.000	0-0	.000	1-2	.500	0	1	1	1.0	3	0	0	0	0	1	1.5		
OAKLAND GRIZZLIES	11/17/13	0	0-0	.000	0-0	.000	0-0	.000	0	0	0	0.7	0	0	0	0	0	0	1.0		
WASHINGTON STATE COUGA	11/21/13	2	0-0	.000	0-0	.000	0-0	.000	0	0	0	0.5	0	0	0	0	0	0	0.8		
vs CHAMINADE SILVERSWO	11/26/13	7	0-0	.000	0-0	.000	0-0	.000	0	0	0	0.4	1	0	1	0	0	0	0.6		
vs ARKANSAS RAZORBACKS	11-27-13	1	0-0	.000	0-0	.000	0-0	.000	0	0	0	0.3	1	0	0	0	0	0	0.5		
COPPIN STATE EAGLES	12/01/13	6	0-1	.000	0-0	.000	0-0	.000	1	1	2	0.6	1	0	0	0	0	0	0.4		
SAN FRANCISCO DONS	12/30/13	1	0-0	.000	0-0	.000	0-0	.000	0	0	0	0.5	0	0	0	0	0	0	0.4		
SAINT MARY'S GAELS	01/02/14	3	0-1	.000	0-0	.000	0-0	.000	0	0	0	0.4	1	0	0	0	0	0	0.3		
at PEPPERDINE WAVES	01/16/14	1	0-0	.000	0-0	.000	0-0	.000	0	0	0	0.4	0	0	0	0	0	0	0.3		
<b>Totals.....</b>		<b>0</b>	<b>31</b>	<b>1-3</b>	<b>.333</b>	<b>0-0</b>	<b>.000</b>	<b>1-2</b>	<b>.500</b>	<b>1</b>	<b>3</b>	<b>4</b>	<b>0.4</b>	<b>7</b>	<b>0</b>	<b>1</b>	<b>0</b>	<b>0</b>	<b>3</b>	<b>0.3</b>	

Games played: 10  
 Minutes/game: 3.1  
 Points/game: 0.3  
 FG Pct: 33.3  
 FT Pct: 50.0

Rebounds/game: 0.4  
 Assists/game: 0.1  
 Assist/turnover ratio: 99.9

### 14 CONNOR GRIFFIN CAREER

Year	GP-GS	Min/Avg	Total FG-FGA	Pct	3-Point FG-FGA	Pct	FT-FTA	Pct	Off-Def	Tot	Avg	PF-FO	Ast	TO	Blk	Stl	Pts/Avg
2014	10-0	31/3.1	1-3	.333	0-0	.000	1-2	.500	1-3	4	0.4	7-0	1	0	0	0	3/0.3

### 21 LUKE MEIKLE

Opponent	Date	GS	Min	---TOTAL---		---3-PTS---		FT-FTA		----REBOUNDS----				PF	FO	A	TO	Blk	Stl	Pts	Avg
				FG-FGA	Pct	3FG-FGA	Pct	Pct	Pct	Off	Def	Tot	Avg								
BRYANT BULLDOGS	11/09/13	8	0-0	.000	0-0	.000	0-0	.000	0	1	1	1.0	3	0	0	0	0	0	0	0.0	
COLORADO STATE RAMS	11/11/13	9	1-2	.500	0-0	.000	0-0	.000	4	0	4	2.5	2	0	0	0	1	0	2	1.0	
OAKLAND GRIZZLIES	11/17/13	0	0-0	.000	0-0	.000	0-0	.000	0	0	0	1.7	0	0	0	0	0	0	0.7		
WASHINGTON STATE COUGA	11/21/13	2	0-1	.000	0-0	.000	0-0	.000	1	0	1	1.5	0	0	0	0	0	0	0.5		
vs CHAMINADE SILVERSWO	11/26/13	6	0-0	.000	0-0	.000	0-0	.000	0	0	0	1.2	0	0	0	0	0	0	0.4		
vs ARKANSAS RAZORBACKS	11-27-13	8	2-2	1.000	0-0	.000	0-0	.000	0	1	1	1.2	1	0	0	2	0	4	1.0		
COPPIN STATE EAGLES	12/01/13	8	1-2	.500	0-1	.000	0-0	.000	0	2	2	1.3	2	0	1	0	0	2	1.1		
vs KANSAS STATE WILDCA	12/21/13	2	0-0	.000	0-0	.000	0-0	.000	0	1	1	1.3	1	0	0	0	0	0	1.0		
SANTA CLARA BRONCOS	12/28/13	4	1-1	1.000	0-0	.000	0-0	.000	0	1	1	1.2	0	0	0	0	0	2	1.1		
SAN FRANCISCO DONS	12/30/13	0	0-0	.000	0-0	.000	0-0	.000	0	0	0	1.1	0	0	0	0	0	0	1.0		
SAINT MARY'S GAELS	01/02/14	3	0-1	.000	0-1	.000	0-0	.000	0	0	0	1.0	0	0	0	0	1	0	0.9		
<b>Totals.....</b>		<b>0</b>	<b>50</b>	<b>5-9</b>	<b>.556</b>	<b>0-2</b>	<b>.000</b>	<b>0-0</b>	<b>.000</b>	<b>5</b>	<b>6</b>	<b>11</b>	<b>1.0</b>	<b>9</b>	<b>0</b>	<b>0</b>	<b>1</b>	<b>4</b>	<b>0</b>	<b>10</b>	<b>0.9</b>

Games played: 11  
 Minutes/game: 4.5  
 Points/game: 0.9  
 FG Pct: 55.6  
 3FG Pct: 0.0

Rebounds/game: 1.0  
 Turnovers/game: 0.1  
 Blocks/game: 0.4

### 21 LUKE MEIKLE CAREER

Year	GP-GS	Min/Avg	Total FG-FGA	Pct	3-Point FG-FGA	Pct	FT-FTA	Pct	Off-Def	Tot	Avg	PF-FO	Ast	TO	Blk	Stl	Pts/Avg
2014	11-0	50/4.5	5-9	.556	0-2	.000	0-0	.000	5-6	11	1.0	9-0	0	1	4	0	10/0.9

### 22 BRIAN BHASKAR

Opponent	Date	GS	Min	---TOTAL---		---3-PTS---		FT-FTA		----REBOUNDS----				PF	FO	A	TO	Blk	Stl	Pts	Avg
				FG-FGA	Pct	3FG-FGA	Pct	Pct	Pct	Off	Def	Tot	Avg								
BRYANT BULLDOGS	11/09/13	2	0-1	.000	0-0	.000	0-0	.000	0	0	0	0.0	0	0	0	0	0	0	0	0.0	
COLORADO STATE RAMS	11/11/13	4	1-1	1.000	0-0	.000	0-0	.000	0	0	0	0.0	0	0	0	0	0	0	2	1.0	
OAKLAND GRIZZLIES	11/17/13	0	0-0	.000	0-0	.000	0-0	.000	0	0	0	0.0	0	0	0	0	0	0	0	0.7	
vs CHAMINADE SILVERSWO	11/26/13	3	0-0	.000	0-0	.000	0-0	.000	0	0	0	0.0	0	0	0	0	0	0	0	0.5	
vs ARKANSAS RAZORBACKS	11-27-13	1	0-0	.000	0-0	.000	0-0	.000	0	0	0	0.0	1	0	0	0	0	0	0	0.4	
COPPIN STATE EAGLES	12/01/13	4	1-1	1.000	1-1	1.000	0-0	.000	0	0	0	0.0	0	0	0	0	0	0	3	0.8	
SAN FRANCISCO DONS	12/30/13	1	0-0	.000	0-0	.000	0-0	.000	0	0	0	0.0	0	0	0	0	0	1	0	0.7	
SAINT MARY'S GAELS	01/02/14	3	0-0	.000	0-0	.000	0-0	.000	0	0	0	0.0	1	0	0	0	0	0	0	0.6	
at PEPPERDINE WAVES	01/16/14	1	0-0	.000	0-0	.000	1-2	.500	0	0	0	0.0	0	0	0	0	0	0	1	0.7	
<b>Totals.....</b>		<b>0</b>	<b>19</b>	<b>2-3</b>	<b>.667</b>	<b>1-1</b>	<b>1.000</b>	<b>1-2</b>	<b>.500</b>	<b>0</b>	<b>0</b>	<b>0</b>	<b>0.0</b>	<b>2</b>	<b>0</b>	<b>0</b>	<b>0</b>	<b>0</b>	<b>1</b>	<b>6</b>	<b>0.7</b>

Games played: 9  
 Minutes/game: 2.1  
 Points/game: 0.7  
 FG Pct: 66.7  
 3FG Pct: 100.0  
 FT Pct: 50.0

Steals/game: 0.1

### 22 BRIAN BHASKAR CAREER

Year	GP-GS	Min/Avg	Total FG-FGA	Pct	3-Point FG-FGA	Pct	FT-FTA	Pct	Off-Def	Tot	Avg	PF-FO	Ast	TO	Blk	Stl	Pts/Avg
2013	4-0	9/2.3	0-3	.000	0-1	.000	0-2	.000	2-1	3	0.8	1-0	1	0	0	1	0/0.0
2014	9-0	19/2.1	2-3	.667	1-1	1.000	1-2	.500	0-0	0	0.0	2-0	0	0	0	1	6/0.7
<b>TOTAL</b>	<b>13-0</b>	<b>28/2.2</b>	<b>2-6</b>	<b>.333</b>	<b>1-2</b>	<b>.500</b>	<b>1-4</b>	<b>.250</b>	<b>2-1</b>	<b>3</b>	<b>0.2</b>	<b>3-0</b>	<b>1</b>	<b>0</b>	<b>0</b>	<b>2</b>	<b>6/0.5</b>

## 24 PRZEMEK KARNOWSKI

Opponent	Date	GS	Min	---TOTAL---		---3-PTS---		----REBOUNDS----										Pts	Avg			
				FG-FGA	Pct	3FG-FGA	Pct	FT-FTA	Pct	Off	Def	Tot	Avg	PF	FO	A	TO			Blk	Stl	
BRYANT BULLDOGS	11/09/13	*	12	3-5	.600	0-0	.000	4-7	.571	0	1	1	1.0	4	0	0	2	1	1	10	10.0	
COLORADO STATE RAMS	11/11/13	*	26	2-2	1.000	0-0	.000	4-5	.800	1	9	10	5.5	3	0	1	4	0	0	8	9.0	
OAKLAND GRIZZLIES	11/17/13	*	19	5-7	.714	0-0	.000	2-2	1.000	4	2	6	5.7	4	0	0	4	1	0	12	10.0	
WASHINGTON STATE COUGA	11/21/13	*	27	5-8	.625	0-0	.000	2-8	.250	3	3	6	5.8	0	0	0	1	2	0	12	10.5	
vs DAYTON FLYERS	11-25-13	*	26	3-4	.750	0-0	.000	1-3	.333	1	5	6	5.8	5	1	0	3	2	0	7	9.8	
vs CHAMINADE SILVERSWO	11/26/13	*	22	5-5	1.000	0-0	.000	0-1	.000	3	10	13	7.0	3	0	0	2	2	0	10	9.8	
vs ARKANSAS RAZORBACKS	11-27-13	*	25	3-4	.750	0-0	.000	1-3	.333	1	8	9	7.3	5	1	1	1	2	0	7	9.4	
COPPIN STATE EAGLES	12/01/13	*	24	2-3	.667	0-0	.000	1-4	.250	4	4	8	7.4	2	0	0	0	2	0	5	8.9	
NEW MEXICO STATE	12/07/13	*	23	2-9	.222	0-0	.000	5-9	.556	5	4	9	7.6	4	0	0	0	0	0	9	8.9	
at WEST VIRGINIA MOUNT	12/10/13	*	32	6-11	.545	0-0	.000	7-8	.875	4	9	13	8.1	1	0	0	2	2	0	19	9.9	
vs SOUTH ALABAMA JAGUA	12/14/13	*	19	3-9	.333	0-0	.000	3-6	.500	2	6	8	8.1	3	0	0	6	3	0	9	9.8	
vs KANSAS STATE WILDCA	12/21/13	*	30	5-6	.833	0-0	.000	0-6	.000	2	5	7	8.0	2	0	0	1	2	0	10	9.8	
SANTA CLARA BRONCOS	12/28/13	*	28	2-8	.250	0-0	.000	6-11	.545	1	7	8	8.0	4	0	0	3	1	0	10	9.8	
SAN FRANCISCO DONS	12/30/13	*	23	5-6	.833	0-0	.000	1-4	.250	4	4	8	8.0	3	0	2	1	2	0	11	9.9	
SAINT MARY'S GAELS	01/02/14	*	25	5-7	.714	0-0	.000	5-6	.833	3	6	9	8.1	3	0	0	2	7	1	15	10.3	
PACIFIC TIGERS	01/04/14	*	29	2-4	.500	0-0	.000	5-15	.333	1	7	8	8.1	2	0	1	1	2	1	9	10.2	
at PORTLAND PILOTS	01/09/14	*	26	3-5	.600	0-0	.000	5-8	.625	2	2	4	7.8	3	0	0	0	0	0	11	10.2	
at PEPPERDINE WAVES	01/16/14	*	20	4-7	.571	0-0	.000	3-4	.750	0	4	4	7.6	3	0	2	2	2	1	11	10.3	
at LOYOLA MARYMOUNT LI	01/18/14	*	23	3-5	.600	0-0	.000	1-2	.500	4	2	6	7.5	1	0	1	2	1	0	7	10.1	
SAN DIEGO TOREROS	01/23/14	*	31	6-10	.600	0-0	.000	0-2	.000	2	4	6	7.5	2	0	1	0	0	1	12	10.2	
<b>Totals.....</b>			<b>20</b>	<b>493</b>	<b>74-125</b>	<b>.592</b>	<b>0-0</b>	<b>.000</b>	<b>56-114</b>	<b>.491</b>	<b>47</b>	<b>102</b>	<b>149</b>	<b>7.5</b>	<b>57</b>	<b>2</b>	<b>9</b>	<b>37</b>	<b>34</b>	<b>5</b>	<b>204</b>	<b>10.2</b>

Games played: 20  
 Minutes/game: 24.7  
 Points/game: 10.2  
 FG Pct: 59.2  
 FT Pct: 49.1

Rebounds/game: 7.5  
 Assists/game: 0.5  
 Turnovers/game: 1.9  
 Assist/turnover ratio: 0.2  
 Steals/game: 0.3  
 Blocks/game: 1.7

## 24 PRZEMEK KARNOWSKI CAREER

Year	GP-GS	Min/Avg	Total		3-Point		Rebounds										Pts/Avg
			FG-FGA	Pct	FG-FGA	Pct	FT-FTA	Pct	Off-Def	Tot	Avg	PF-FO	Ast	TO	Blk	Stl	
2013	34-1	365/10.7	76-134	.567	0-0	.000	32-72	.444	36-54	90	2.6	35-0	7	27	11	6	184/5.4
2014	20-20	493/24.7	74-125	.592	0-0	.000	56-114	.491	47-102	149	7.5	57-2	9	37	34	5	204/10.2
<b>TOTAL</b>	<b>54-21</b>	<b>858/15.9</b>	<b>150-259</b>	<b>.579</b>	<b>0-0</b>	<b>.000</b>	<b>88-186</b>	<b>.473</b>	<b>83-156</b>	<b>239</b>	<b>4.4</b>	<b>92-2</b>	<b>16</b>	<b>64</b>	<b>45</b>	<b>11</b>	<b>388/7.2</b>

## 25 RYAN EDWARDS

Opponent	Date	GS	Min	---TOTAL---		---3-PTS---		----REBOUNDS----										Pts	Avg			
				FG-FGA	Pct	3FG-FGA	Pct	FT-FTA	Pct	Off	Def	Tot	Avg	PF	FO	A	TO			Blk	Stl	
COPPIN STATE EAGLES	12/01/13		6	0-0	.000	0-0	.000	5-6	.833	1	0	1	1.0	0	0	0	1	1	0	5	5.0	
SANTA CLARA BRONCOS	12/28/13		6	0-1	.000	0-0	.000	2-2	1.000	1	1	2	1.5	1	0	0	0	1	0	2	3.5	
SAN FRANCISCO DONS	12/30/13		16	0-2	.000	0-0	.000	4-6	.667	1	2	3	2.0	2	0	0	0	0	0	4	3.7	
SAINT MARY'S GAELS	01/02/14		9	0-0	.000	0-0	.000	0-0	.000	0	1	1	1.8	5	1	0	1	0	0	0	2.8	
at PEPPERDINE WAVES	01/16/14		9	0-1	.000	0-0	.000	2-2	1.000	1	2	3	2.0	3	0	0	0	0	0	2	2.6	
<b>Totals.....</b>			<b>0</b>	<b>46</b>	<b>0-4</b>	<b>.000</b>	<b>0-0</b>	<b>.000</b>	<b>13-16</b>	<b>.813</b>	<b>4</b>	<b>6</b>	<b>10</b>	<b>2.0</b>	<b>11</b>	<b>1</b>	<b>0</b>	<b>2</b>	<b>2</b>	<b>0</b>	<b>13</b>	<b>2.6</b>

Games played: 5  
 Minutes/game: 9.2  
 Points/game: 2.6  
 FG Pct: 0.0  
 FT Pct: 81.3

Rebounds/game: 2.0  
 Turnovers/game: 0.4  
 Blocks/game: 0.4

## 25 RYAN EDWARDS CAREER

Year	GP-GS	Min/Avg	Total		3-Point		Rebounds										Pts/Avg
			FG-FGA	Pct	FG-FGA	Pct	FT-FTA	Pct	Off-Def	Tot	Avg	PF-FO	Ast	TO	Blk	Stl	
2014	5-0	46/9.2	0-4	.000	0-0	.000	13-16	.813	4-6	10	2.0	11-1	0	2	2	0	13/2.6



# 2013-14 BULLDOGS



**Gerard Coleman**  
G 6-4 170 JR\*  
Boston, MA



**Angel Nunez**  
F 6-8 200 SO  
Washington Heights, NY



**Kyle Dranginis**  
G 6-5 204 SO\*  
Nampa, ID



**Kevin Pangos**  
G 6-2 180 JR  
Holland Landing, ON



**Gary Bell Jr.**  
G 6-2 205 JR  
Kent, WA



**David Stockton**  
G 5-11 165 GR\*  
Spokane, WA




**Connor Griffin**  
F 6-4 205 FR  
Portland, OR



**Rem Bakamus**  
G 6-0 165 SO  
Longview, WA




**Luke Meikle**  
F 6-9 203 FR  
Tacoma, WA




**Brian Bhaskar**  
G 6-3 185 SR  
Monterey, CA



**Leo Roesse #**  
G 6-1 184 FR  
Sao Paulo, Brazil



**Przemek Karnowski**  
C 7-1 296 SO  
Torun, Poland



**Ryan Edwards**  
C 7-1 290 FR  
Kalispell, MT



**Kyle Wiltjer #**  
F 6-10 230 JR  
Portland, OR



**Sam Dower Jr.**  
C/F 6-9 243 SR\*  
Minneapolis, MN



**Dustin Triano #**  
G 6-3 173 FR  
Vancouver, B.C.



**Drew Barham**  
G/F 6-7 200 GR\*  
Memphis, TN

\* INDICATES REDSHIRT YEAR USED

# INDICATES REDSHIRTING 2013-14 SEASON



**Mark Few**  
Head Coach  
15th year



**Tommy Lloyd**  
Assistant Coach  
13th year



**Donny Daniels**  
Assistant Coach  
4th year



**Brian Michaelson**  
Assistant Coach  
1st year



**Jerry Krause**  
Director of  
Basketball  
Operations  
13th year



**Jennifer Nyland**  
Athletic Trainer  
15th year