

NCAA Gymnastics Score Sheet

Teams: Home Brigham Young University Visitor Ohio State University
 Date Apr 2, 2021 Place WVU Coliseum Attendance 464

	Name	1	2	3	4	nd	AVE	Name	1	2	3	4	nd	AVE
V A U L T	1 Haley Pitou	112	9.65	9.65	9.65		9.650	1 Morgan Lowe	608	9.80	9.80	9.80	9.80	9.800
	2 Angel Zhong	115	9.80	9.80	9.85	9.85	9.825	2 Colby Miller	610	9.75	9.75	9.85	9.70	9.750
	3 Rachel Bain	102	9.85	9.75	9.80	9.75	9.775	3 Jenna Swartztruber	613	9.80	9.80	9.85	9.80	9.800
	4 Avery Bennett	104	9.80	9.85	9.85	9.70	9.825	4 Elexis Edwards	602	9.80	9.85	9.85	9.90	9.850
	5 Allix Mason	107	9.80	9.80	9.80	9.80	9.800	5 Sydney Jennings	607	9.80	9.80	9.85	9.85	9.825
	6 Abbey Miner Alder	111	9.85	9.85	9.90	9.85	9.850	6 Claire Gagliardi	603	9.75	9.75	9.70	9.75	9.750

Vault Score: **49.075** Running Score: **49.075** Vault Score: **49.025** Running Score: **49.025**

B A R S	1 Angel Zhong	115	9.85	9.85	9.80	9.80	9.825	1 Emma Pritchard	611	9.85	9.80	9.75	9.80	9.800
	2 Helody Cyrenne	106	9.90	9.85	9.80	9.85	9.850	2 Zoe Schweitzer	612	9.80	9.80	9.65	9.75	9.775
	3 Abby Beeston	103	9.80	9.75	9.75	9.75	9.750	3 Elexis Edwards	602	9.45	9.40	9.30	9.30	9.350
	4 Anyssa Alvarado	101	9.85	9.95	9.90	9.90	9.900	4 Alexis Hankins	605	9.85	9.80	9.75	9.80	9.800
	5 Haley Pitou	112	9.90	9.80	9.85	9.85	9.850	5 Colby Miller	610	9.95	9.90	9.90	9.95	9.925
	6 Abby Stainton	105	9.95	9.90	9.95	9.95	9.950	6 Jenna Swartztruber	613	9.95	9.85	9.85	9.90	9.875

Bars Score: **49.375** Running Score: **98.450** Bars Score: **49.175** Running Score: **98.200**

B E A M	1 Lexi Mather	108	9.00	9.15	9.20	9.20	9.175	1 Zoe Schweitzer	612	9.80	9.80	9.85	9.75	9.800
	2 Helody Cyrenne	106	9.75	9.70	9.80	9.70	9.725	2 Colby Miller	610	9.85	9.85	9.85	9.85	9.850
	3 Abbey Miner Alder	111	9.85	9.75	9.80	9.75	9.775	3 Alexis Hankins	605	9.75	9.80	9.75	9.80	9.775
	4 Sophia McClelland	110	9.80	9.70	9.75	9.80	9.775	4 Jenna Swartztruber	613	9.80	9.85	9.85	9.85	9.850
	5 Eleise Rollins	113	9.75	9.70	9.75	9.75	9.750	5 Emma Pritchard	611	9.80	9.75	9.80	9.85	9.800
	6 Abby Stainton	105	9.70	9.70	9.70	9.80	9.700	6 Ella Hodges	606	9.85	9.80	9.90	9.90	9.875

Beam Score: **48.725** Running Score: **147.175** Beam Score: **49.175** Running Score: **147.375**

F L O O R	1 Rachel Bain	102	9.85	9.80	9.80	9.80	9.800	1 Brooke Chesney	601	9.85	9.80	9.80	9.75	9.800
	2 Avery Bennett	104	9.75	9.75	9.75	9.75	9.750	2 Savannah Gonzalez	604	9.60	9.75	9.80	9.65	9.700
	3 Jordan Matthews	109	9.85	9.80	9.75	9.80	9.800	3 Elexis Edwards	602	9.85	9.85	9.80	9.90	9.850
	4 Abby Stainton	105	9.80	9.85	9.75	9.85	9.825	4 Alexis Hankins	605	9.90	9.90	9.95	9.85	9.900
	5 Brittney Vitkauskas	114	9.95	9.85	9.80	9.85	9.850	5 Claire Gagliardi	603	9.90	9.90	9.85	9.80	9.875
	6 Abbey Miner Alder	111	9.90	9.95	9.90	9.90	9.900	6 Jojo Warga	614	9.85	9.75	9.70	9.65	9.725

Floor Score: **49.175** Running Score: **196.350** Floor Score: **49.150** Running Score: **196.525**

Final Team Score: 196.350

Final Team Score: 196.525

All-Arounders

All-Arounders

VT														
UB														
BB														
FX														
AA														

Judge's Signatures: * V [Signature] UB [Signature] BB [Signature] FX [Signature]
 Kelly Dornick (N), Jan Harrison (N) Diane Côté-Burk (N), Helena Brizzi (N) Catherine Batsche (B), Lynne Clemente (N) Sandra Holsaple (N), Susan Leonelli (N)
 * Head Judge VT [Signature] UB [Signature] BB [Signature] FX [Signature]
 Daren Renna (N), Stacey Mooney (N) Terri Watermeir (N), Anne Vogel (N) Joy Schmidl (N), Karin Ederer (N) Claire Pore (N), Kaitlin Tallman (N)
 Coach's Signature [Signature] Coach's Signature [Signature]
 Guard-Young Meredith Paulcivic

NCAA Gymnastics Score Sheet

Teams: Home Towson University Visitor University of California, Berkeley

Date Apr 2, 2021 Place WVU Coliseum Attendance 464

Name		1	2	3	4	nd	AVE	Name		1	2	3	4	nd	AVE
V A U L T	1 Jenna Weitz 813	9.75	9.80	9.70	9.80		9.775	1	Natalie Sadighi 210	9.85	9.85	9.85	9.80		9.850
	2 Nikki Borkowski 802	9.70	9.65	9.75	9.70		9.700	2	Andi Li 207	9.85	9.90	9.80	9.85		9.850
	3 Amy Stewart 809	8.80	8.80	8.80	8.75		8.800	3	Nina Schank 212	9.90	9.90	9.95	9.90		9.900
	4 Allison Zuhlke 815	9.60	9.70	9.75	9.70		9.700	4	Kyana George 204	9.90	9.85	9.90	9.85		9.875
	5 Lauren Bolen 801	9.80	9.85	9.85	9.75		9.825	5	Nevaeh DeSouza 203	9.85	9.90	9.85	9.85		9.850
	6 Camille Vitoff 812	9.75	9.65	9.70	9.75		9.725	6	Milan Clausi 202	9.85	9.75	9.80	9.70		9.775

Vault Score: **48.725** Running Score: **48.725** Vault Score: **49.325** Running Score: **49.325**

B A R S	1 Lauren Bolen 801	9.65	9.75	9.75	9.65		9.700	1	Nevaeh DeSouza 203	9.90	9.95	9.95	9.90		9.925
	2 Camille Vitoff 812	9.70	9.75	9.80	9.70		9.725	2	Andi Li 207	9.90	9.90	9.85	9.85		9.875
	3 Tess Zientek 814	9.85	9.80	9.75	9.75		9.775	3	Nina Schank 212	9.90	9.90	9.90	9.90		9.900
	4 Amy Stewart 809	9.70	9.75	9.80	9.80		9.775	4	Maya Bordas 201	9.85	9.85	9.80	9.85		9.850
	5 Grace Vaillancourt 811	9.85	9.80	9.80	9.80		9.800	5	Alma Kuc 206	9.95	9.95	9.90	9.90		9.925
	6 Allison Zuhlke 815	9.05	9.20	8.95	8.90		9.000	6	Emi Watterson 214	9.95	10.00	10.00	9.95		9.975

Bars Score: **48.775** Running Score: **97.500** Bars Score: **49.600** Running Score: **98.925**

B E A M	1 Lauren Bolen 801	9.75	9.70	9.75	9.80		9.750	1	Milan Clausi 202	9.85	9.80	9.80	9.80		9.800
	2 Camille Vitoff 812	9.70	9.70	9.70	9.70		9.700	2	Nevaeh DeSouza 203	9.85	9.80	9.85	9.75		9.825
	3 Allison Zuhlke 815	9.85	9.75	9.75	9.75		9.750	3	Andi Li 207	9.85	9.85	9.85	9.90		9.850
	4 Jenna Weitz 813	9.70	9.70	9.70	9.70		9.700	4	Kyana George 204	9.90	9.90	9.90	9.95		9.900
	5 Emerson Hurst 806	9.85	9.85	9.80	9.85		9.850	5	Maya Bordas 201	9.95	9.95	9.90	9.95		9.950
	6 Cassidy Stuart 810	9.75	9.80	9.85	9.55		9.775	6	Emi Watterson 214	9.90	9.85	9.95	9.80		9.875

Beam Score: **48.825** Running Score: **146.325** Beam Score: **49.400** Running Score: **148.325**

F L O O R	1 Lauren Bolen 801	9.70	9.75	9.80	9.70		9.725	1	Grace Quinn 209	9.90	9.80	9.75	9.85		9.825
	2 Jenna Weitz 813	9.15	9.15	9.20	9.00		9.150	2	Maya Bordas 201	9.85	9.85	9.85	9.80		9.850
	3 Camille Vitoff 812	9.70	9.80	9.80	9.60		9.750	3	Nevaeh DeSouza 203	9.85	9.90	9.80	9.85		9.850
	4 Nikki Borkowski 802	9.75	9.75	9.80	9.80		9.775	4	Milan Clausi 202	9.85	9.85	9.85	9.85		9.850
	5 Amy Stewart 809	9.85	9.80	9.80	9.80		9.800	5	Andi Li 207	9.90	9.95	9.90	9.85		9.900
	6 Paige Casper 804	9.65	9.65	9.80	9.65		9.650	6	Kyana George 204	9.95	9.95	9.95	9.90		9.950

Floor Score: **48.700** Running Score: **195.025** Floor Score: **49.400** Running Score: **197.725**

Final Team Score: 195.025

Final Team Score: 197.725

All-Arounders

All-Arounders

V T U B B B F X A A	Bolen	Vitoff						DeSouza	Li						
	9.825	9.725						9.850	9.850						
	9.700	9.725						9.925	9.875						
	9.750	9.700						9.825	9.850						
	9.725	9.750						9.850	9.900						
	39.000	38.900						39.450	39.475						

Judge's Signatures * VT Kelly Damon (N), Jan Harrison (N) * UB Diane Cote-Burk (N), Helena Brizzi (N) * BB Catherine Batsche (B), Lynne Clemente (N) * FX Sandra Holsapple (N), Susan Leonelli (N)

* Head Judge VT Daren Renna (N), Stacey Mooney (L10) UB Teri Watermeir (N), Anne Vogel (N) BB Joy Schmidt (N), Karin Ederer (N) FX Claire Pore (N), Kaitlin Pullman (N)

Coach's Signature Jay Ramirez Coach's Signature Justin Howell, Elisabeth Crandall-Howell

NCAA Gymnastics Score Sheet

Home Rutgers, The State University of New Jer Visitor University of Pittsburgh
 Date Apr 2, 2021 Place WVU Coliseum Attendance 464

	Name	1	2	3	4	nd	AVE	Name	1	2	3	4	nd	AVE
V A U L T	1 Hannah Joyner 962	9.80	9.75	9.75	9.75		9.750							
	2 Belle Huang 961	9.25	9.15	9.10	9.20		9.175							

Vault Score: 18.925 Running Score: 18.925 Vault Score: 0.000 Running Score: 0.000

B A R S	1 Hannah Joyner 962	9.85	9.75	9.80	9.80		9.800	1 Katrina Coca 960	9.70	9.60	9.70	9.70		9.700
	2 Belle Huang 961	9.75	9.75	9.65	9.65		9.700							

Bars Score: 19.500 Running Score: 38.425 Bars Score: 9.700 Running Score: 9.700

B E A M	1 Hannah Joyner 962	9.90	9.90	9.95	9.95		9.925	1 Lauren Beckwith 958	9.90	9.90	9.90	9.90		9.900
	2 Belle Huang 961	9.50	9.65	9.60	9.65		9.625							

Beam Score: 19.550 Running Score: 57.975 Beam Score: 9.900 Running Score: 19.600

F L O O R	1 Hannah Joyner 962	9.85	9.85	9.75	9.85		9.850							
	2 Belle Huang 961	9.80	9.85	9.90	9.80		9.825							

Floor Score: 19.675 Running Score: 77.650 Floor Score: 0.000 Running Score: 19.600

Final Team Score: 77.650

Final Team Score: 19.600

All-Arounders

	Huang	Joyner			
VT	9.175	9.750			
UB	9.700	9.800			
BB	9.625	9.925			
FX	9.825	9.850			
AA	38.325	39.325			

All-Arounders

Judge's Signatures * [Signature] * UB [Signature] * BB [Signature] * EX [Signature]
Kathy Dornon (N), Jan Harrison (N) Diane Cote-Burk (N), Helen Brizzi (N) Catherine Batsche (R), Lynne Clemente (N) Sandra Holsapple (N), Susan Lebnelli (N)





* Head Judge [Signature] UB [Signature] BB [Signature] FX [Signature]
Daren Reina (N), Stacey Mooney (L10) Tom Wattermez (N), Anne Vogel (N) Joy Schmidt (N), Karin Eberer (N) Claire Pore (N), Kaitlin Tallman (N)

Coach's Signature [Signature] Coach's Signature [Signature]
Umme Salim-Beasley

NCAA Morgantown Regional Second Round

Team Results

Apr 2, 2021

Rank	Gym	Team	Score				
1	California	X	197.725	49.325 1	49.600 1	49.400 1	49.400 1
2	Ohio St	X	196.525	49.025 3	49.175 3	49.175 2	49.150 3
3	BYU	X	196.350	49.075 2	49.375 2	48.725 4	49.175 2
4	Towson	X	195.025	48.725 4	48.775 4	48.825 3	48.700 4

NCAA Morgantown Regional Second Round

Event Results - Vault

Women / 10 / All Ages

Session: 1

Apr 2, 2021



Rank	Num	Name	Gym	Start	Score	Out
1	212	Nina Schank	California	---	9.900	0.000
2	204	Kyana George	California	---	9.875	0.025
3T	207	Andi Li	California	---	9.850	0.050
3T	203	Nevaeh DeSouza	California	---	9.850	0.050
3T	111	Abbey Miner Alder	BYU	---	9.850	0.050
3T	602	Elexis Edwards	Ohio St	---	9.850	0.050
3T	210	Natalie Sadighi	California	---	9.850	0.050
8T	801	Lauren Bolen	Towson	---	9.825	0.075
8T	115	Angel Zhong	BYU	---	9.825	0.075
8T	104	Avery Bennett	BYU	---	9.825	0.075
8T	607	Sydney Jennings	Ohio St	---	9.825	0.075
12T	613	Jenna Swartzentruber	Ohio St	---	9.800	0.100
12*	608	Morgan Lowe	Ohio St	---	9.800	0.100
12*	107	Allix Mason	BYU	---	9.800	0.100
15T	202	Milan Clausi	California	---	9.775	0.125
15T	813	Jenna Weitz	Towson	---	9.775	0.125
15T	102	Rachel Bain	BYU	---	9.775	0.125
18T	962	Hannah Joyner	Rutgers	---	9.750	0.150
18T	610	Colby Miller	Ohio St	---	9.750	0.150
18T	603	Claire Gagliardi	Ohio St	---	9.750	0.150
21	812	Camille Vitoff	Towson	---	9.725	0.175
22T	815	Allison Zuhlke	Towson	---	9.700	0.200
22T	802	Nikki Borkowski	Towson	---	9.700	0.200
24	112	Haley Pitou	BYU	---	9.650	0.250
25	961	Belle Huang	Rutgers	---	9.175	0.725
26	809	Amy Stewart	Towson	---	8.800	1.100

NCAA Morgantown Regional Second Round

Event Results - Bars

Women / 10 / All Ages

Session: 1

Apr 2, 2021



Rank	Num	Name	Gym	Start	Score	Out
1	214	Emi Watterson	California	---	9.975	0.000
2	105	Abby Stainton	BYU	---	9.950	0.025
3T	203	Nevaeh DeSouza	California	---	9.925	0.050
3T	610	Colby Miller	Ohio St	---	9.925	0.050
3T	206	Alma Kuc	California	---	9.925	0.050
6T	212	Nina Schank	California	---	9.900	0.075
6T	101	Anyssa Alvarado	BYU	---	9.900	0.075
8T	207	Andi Li	California	---	9.875	0.100
8T	613	Jenna Swartzentruber	Ohio St	---	9.875	0.100
10T	201	Maya Bordas	California	---	9.850	0.125
10T	106	Helody Cyrenne	BYU	---	9.850	0.125
10T	112	Haley Pitou	BYU	---	9.850	0.125
13	115	Angel Zhong	BYU	---	9.825	0.150
14T	962	Hannah Joyner	Rutgers	---	9.800	0.175
14T	605	Alexis Hankins	Ohio St	---	9.800	0.175
14T	611	Emma Pritchard	Ohio St	---	9.800	0.175
14T	811	Grace Vaillancourt	Towson	---	9.800	0.175
18T	809	Amy Stewart	Towson	---	9.775	0.200
18T	612	Zoe Schweitzer	Ohio St	---	9.775	0.200
18T	814	Tess Zientek	Towson	---	9.775	0.200
21	103	Abby Beeston	BYU	---	9.750	0.225
22	812	Camille Vitoff	Towson	---	9.725	0.250
23T	801	Lauren Bolen	Towson	---	9.700	0.275
23T	961	Belle Huang	Rutgers	---	9.700	0.275
23T	960	Katrina Coca	Pitt	---	9.700	0.275
26	602	Elexis Edwards	Ohio St	---	9.350	0.625
27	815	Allison Zuhlke	Towson	---	9.000	0.975

NCAA Morgantown Regional Second Round

Event Results - Beam

Women / 10 / All Ages

Session: 1

Apr 2, 2021



Rank	Num	Name	Gym	Start	Score	Out
1	201	Maya Bordas	California	---	9.950	0.000
2	962	Hannah Joyner	Rutgers	---	9.925	0.025
3T	204	Kyana George	California	---	9.900	0.050
3T	958	Lauren Beckwith	Pitt	---	9.900	0.050
5T	214	Emi Watterson	California	---	9.875	0.075
5T	606	Ella Hodges	Ohio St	---	9.875	0.075
7T	207	Andi Li	California	---	9.850	0.100
7*	613	Jenna Swartzentruber	Ohio St	---	9.850	0.100
7*	610	Colby Miller	Ohio St	---	9.850	0.100
7T	806	Emerson Hurst	Towson	---	9.850	0.100
11	203	Nevaeh DeSouza	California	---	9.825	0.125
12T	202	Milan Clausi	California	---	9.800	0.150
12T	611	Emma Pritchard	Ohio St	---	9.800	0.150
12T	612	Zoe Schweitzer	Ohio St	---	9.800	0.150
15T	111	Abbey Miner Alder	BYU	---	9.775	0.175
15T	605	Alexis Hankins	Ohio St	---	9.775	0.175
15*	810	Cassidy Stuart	Towson	---	9.775	0.175
15*	110	Sophia McClelland	BYU	---	9.775	0.175
19T	801	Lauren Bolen	Towson	---	9.750	0.200
19T	815	Allison Zuhlke	Towson	---	9.750	0.200
19T	113	Eleese Rollins	BYU	---	9.750	0.200
22	106	Helody Cyrenne	BYU	---	9.725	0.225
23T	812	Camille Vitoff	Towson	---	9.700	0.250
23T	105	Abby Stainton	BYU	---	9.700	0.250
23T	813	Jenna Weitz	Towson	---	9.700	0.250
26	961	Belle Huang	Rutgers	---	9.625	0.325
27	108	Lexi Mather	BYU	---	9.175	0.775

NCAA Morgantown Regional Second Round

Event Results - Floor

Women / 10 / All Ages

Session: 1

Apr 2, 2021



Rank	Num	Name	Gym	Start	Score	Out
1	204	Kyana George	California	---	9.950	0.000
2T	207	Andi Li	California	---	9.900	0.050
2T	111	Abbey Miner Alder	BYU	---	9.900	0.050
2T	605	Alexis Hankins	Ohio St	---	9.900	0.050
5	603	Claire Gagliardi	Ohio St	---	9.875	0.075
6T	203	Nevaeh DeSouza	California	---	9.850	0.100
6T	962	Hannah Joyner	Rutgers	---	9.850	0.100
6T	201	Maya Bordas	California	---	9.850	0.100
6T	202	Milan Clausi	California	---	9.850	0.100
6T	602	Elexis Edwards	Ohio St	---	9.850	0.100
6T	114	Brittney Vitkauskas	BYU	---	9.850	0.100
12T	961	Belle Huang	Rutgers	---	9.825	0.125
12T	105	Abby Stainton	BYU	---	9.825	0.125
12T	209	Grace Quinn	California	---	9.825	0.125
15T	809	Amy Stewart	Towson	---	9.800	0.150
15T	102	Rachel Bain	BYU	---	9.800	0.150
15*	601	Brooke Chesney	Ohio St	---	9.800	0.150
15*	109	Jordan Matthews	BYU	---	9.800	0.150
19	802	Nikki Borkowski	Towson	---	9.775	0.175
20T	812	Camille Vitoff	Towson	---	9.750	0.200
20T	104	Avery Bennett	BYU	---	9.750	0.200
22T	801	Lauren Bolen	Towson	---	9.725	0.225
22T	614	Jojo Warga	Ohio St	---	9.725	0.225
24	604	Savannah Gonzalez	Ohio St	---	9.700	0.250
25	804	Paige Casper	Towson	---	9.650	0.300
26	813	Jenna Weitz	Towson	---	9.150	0.800

NCAA Morgantown Regional Second Round

Event Results - AA





Apr 2, 2021

Page: 1

Printed: 4/2/2021 3:35:12 PM

Women / 10 / All Ages

Session: 1

Rank	Num	Name	Gym					AA
1	207	Andi Li	California	9.850	9.875	9.850	9.900	39.475
2	203	Nevaeh DeSouza	California	9.850	9.925	9.825	9.850	39.450
3	962	Hannah Joyner	Rutgers	9.750	9.800	9.925	9.850	39.325
4	801	Lauren Bolen	Towson	9.825	9.700	9.750	9.725	39.000
5	812	Camille Vitoff	Towson	9.725	9.725	9.700	9.750	38.900
6	961	Belle Huang	Rutgers	9.175	9.700	9.625	9.825	38.325