

BYU BASKETBALL

Kyle Chilton, BYU Athletic Communications | O: (801) 422-4909 | C: (801) 372-2080 | kyle_chilton@byu.edu | facebook.com/byubasketball, @byubasketball

BYU 2012-13 SCHEDULE

024	Wed	Cougar Tipoff (Ex)		84-70
026	Fri	SE Okla. State (Ex)	BYUtv	W, 103-57
N3	Sat	Findlay (Ex)	BYUtv	W, 90-61
N9	Fri	Tennessee State#	BYUtv	W, 81-66
N13	Tue	Georgia State#	BYUtv	7 p.m.
N16	Fri	vs. Florida State#	truTV	7 p.m.
N17	Sat	vs. Notre Dame/St. Joseph's#	truTV	
N21	Wed	UT-San Antonio	BYUtv	7 p.m.
N24	Sat	Cal State Northridge	BYUtv	7 p.m.
N28	Wed	vs. Montana^	BYUtv	7 p.m.
D1	Sat	at Iowa State	Cyclones.tv	1 p.m.
D5	Wed	Utah State	BYUtv	7 p.m.
D8	Sat	Utah	BYUtv	7 p.m.
D15	Sat	at Weber State	TBA	7 p.m.
D18	Tue	Eastern New Mexico	BYUtv	7 p.m.
D21	Fri	at Baylor	ESPN2	8 p.m.
D27	Thu	Northern Arizona	BYUtv	7 p.m.
D29	Sat	vs. Virginia Tech^	ESPNU	12 p.m.
J3	Thu	Loyola Marymount*	BYUtv	7 p.m.
J5	Sat	at San Francisco*	TBA	7 p.m.
J10	Thu	Pepperdine*	BYUtv	7 p.m.
J12	Sat	at Santa Clara*	TWC	1:30 p.m.
J16	Wed	Saint Mary's*	ESPNU	9 p.m.
J19	Sat	San Diego*	BYUtv	7 p.m.
J24	Thu	at Gonzaga*	ESPN2	8 p.m.
J26	Sat	at Portland*	ESPNU	7:30 p.m.
J31	Thu	at Pepperdine*	TWC	7 p.m.
F2	Sat	Santa Clara*	BYUtv	7 p.m.
F7	Thu	at San Diego*	TBA	7 p.m.
F9	Sat	San Francisco*	BYUtv	7 p.m.
F16	Sat	Portland*	BYUtv	7 p.m.
F21	Thu	at Saint Mary's*	ESPN2	8 p.m.
F28	Thu	Gonzaga*	ESPN2	9 p.m.
M2	Sat	at Loyola Marymount*	ESPNU	8 p.m.
M6-11	WCC Championships	ESPNU/ESPN2/ESPN		

All times local to site

Acura Coaches vs. Cancer Classic

^ at EnergySolutions Arena

* West Coast Conference game



GEORGIA STATE (0-1, 0-0 CAC) PANTHERS

Head Coach Ron Hunter
Alma Mater Miami (Ohio), 1986
Career Record 22-13 (2nd)
Record at Georgia State Same

GAME INFORMATION

TV BYUtv
TV Talent Dave McCann (play-by-play)
. Blaine Fowler (analyst)
. Robbie Bullough (sideline)
Live Video BYUtvsports.com
Radio KSL 102.7 FM / 1160 AM
. BYU Radio - Sirius XM 143
Radio Talent Greg Wrubell (play-by-play)
. Mark Durrant (analyst)
Live Audio KSL.com
Live Stats BYUcougars.com

SERIES INFORMATION

First Meeting 0-0
Last Meeting
H/A/N 0-0/0-0/0-0



BYU (1-0, 0-0 WCC) COUGARS

Head Coach Dave Rose
Alma Mater Houston, 1983
Career Record 186-54 (8th)
Record at BYU Same

BYU STORYLINES

- BYU opened the 2012-13 season with an 81-66 home win over Tennessee State in the Acura Coaches vs. Cancer Classic. Under Dave Rose, BYU is now 5-3 in season openers and 7-1 in home openers.
- BYU's offense was clicking vs. Tennessee State as the Cougars shot .545 (30 of 55) from the field and recorded 20 assists on their 30 made baskets. Sophomore point guard Matt Carlino totaled 10 assists.
- In his first game since returning from a two-year mission for The Church of Jesus Christ of Latter-day Saints in the Philippines, sophomore guard Tyler Haws posted a game-high 22 points vs. Tennessee State.

BYU'S PROJECTED STARTING LINEUP



#10 | Matt Carlino

Guard
6-2 | 175 | So.
Scottsdale, Ariz.
Bloomington South HS

GP/GS	MPG	Pts	Reb	Ast	Stl	FG%	3PT%	FT%
1/1	30.0	9.0	5.0	10.0	1.0	.500	.000	.750

Last Game: Posted a near double-double with 9 points and 10 assists and added 5 rebounds vs. Tennessee State
Notes: 10 assists vs. Tennessee State was one shy of his career high of 11 set last season against Buffalo at home (12/20/11)



#13 | Brock Zylstra

Guard
6-6 | 210 | Sr.
La Verne, Calif.
Bonita HS

GP/GS	MPG	Pts	Reb	Ast	Stl	FG%	3PT%	FT%
1/1	22.0	11.0	4.0	1.0	0.0	.571	.500	1.000

Last Game: Totaled 11 points on 4 of 7 shooting, including 2 of 4 from three and added 4 boards vs. Tennessee State
Notes: Hit two threes vs. Tennessee State, his 14th career game with multiple makes from downtown



#3 | Tyler Haws

Guard
6-5 | 200 | So.
Alpine, Utah
Lone Peak HS

GP/GS	MPG	Pts	Reb	Ast	Stl	FG%	3PT%	FT%
1/1	30.0	22.0	4.0	1.0	0.0	.467	.000	.889

Last Game: Scored 22 points against Tennessee State, hit 8 of 9 from the free throw line and added 4 rebounds
Notes: Has made 56 of last 57 free throw attempts ... has scored 20-plus points five times in his career and BYU is 5-0 in those games



#12 | Josh Sharp

Forward
6-7 | 185 | So.
Highland, Utah
Lone Peak HS

GP/GS	MPG	Pts	Reb	Ast	Blk	FG%	3PT%	FT%
1/1	26.0	7.0	3.0	1.0	2.0	.600	.000	.500

Last Game: Made first career start vs. Tennessee State and posted 7 points, 3 boards and 2 blocks
Notes: Rewrote his career highs vs. Tennessee State: points (7), field goals made (3), field goals attempted (5), blocks (2), minutes played (26)



#0 | Brandon Davies

Forward
6-9 | 235 | Sr.
Provo, Utah
Provo HS

GP/GS	MPG	Pts	Reb	Ast	Stl	FG%	3PT%	FT%
1/1	31.0	16.0	7.0	3.0	2.0	.778	.000	.500

Last Game: Filled the stat sheet with 16 points, 7 rebounds, 3 assists, a career-best 4 blocks and 2 steals vs. Tennessee State
Notes: Named preseason All-WCC and to the Wooden Award Preseason Top 50 ... 3 charges taken vs. Tennessee State gives him 34 since the beginning of last season

OFF THE BENCH

No.	Name	Pos.	Ht.	Wt.	Yr.	Pts.	Reb.	Hometown (Previous School)	Notes
1	Raul Delgado	G	6-2	195	Jr.	0.0	0.0	Chihuahua, Mexico (Western Neb. CC)	Saw five minutes of action off the bench vs. Tennessee State
2	Craig Cusick	G	6-2	185	Sr.	6.0	4.0	Orem, Utah (Utah)	Had 6 points, 4 assists and 4 rebounds vs. Tennessee State
5	Agustin Ambrosino	F	6-8	225	Jr.	3.0	0.0	Cordoba, Argentina (Salt Lake CC)	Broke a 25-all tie with a 3-pointer vs. Tennessee State, his first career points
20	Anson Winder	G	6-3	195	So.	—	—	Las Vegas, Nev. (Bishop Gorman HS)	DNP vs. Tennessee State due to a sprained ankle
23	Cory Calvert	G	6-3	185	Fr.	3.0	1.0	Parker, Colo. (Chaparral HS)	Hit a three in the second half vs. Tennessee State, his first career points
30	Cooper Ainge	G	6-0	175	Fr.	—	—	Wellesley, Mass. (Wellesley HS)	Is redshirting in 2012-13
33	Nate Austin	F	6-11	230	So.	4.0	7.0	Alpine, Utah (Lone Peak HS)	Against Tennessee State had 4 points, 7 boards and tied career-best with 2 blocks
42	Ian Harward	C	6-11	215	Fr.	0.0	0.0	Orem, Utah (Orem HS)	Played two minutes vs. Tennessee State, his first career action

BYU VS. GEORGIA STATE

Overall Series Record: First meeting
 BYU Record in Provo: First meeting
 BYU Record at Georgia State: First meeting
 BYU Record at Neutral Sites: First meeting
 BYU Record under Dave Rose: First meeting

Last 10 games vs. Georgia State
 First meeting

Georgia State's projected starting lineup

No.	Name	Ht.	Pos.	Ppg	Rpg
12	Devonta White	5-10	G	19.0	2.0
22	R.J. Hunter	6-5	G	14.0	10.0
25	Rashaad Richardson	6-4	G	0.0	3.0
23	Manny Atkins	6-7	F	5.0	2.0
45	Denny Burguillos	6-7	F	0.0	2.0

Georgia State's last time out
 L, 74-55 at No. 8 Duke, 11/9/12

BYU	CATEGORY	GSU
1-0, 0-0	W-L	0-1, 0-0
7-3	Last 10	5-5
3-2	Last 5	2-3
81.0	PPG	55.0
66.0	Opp PPG	74.0
+15.0	Margin	-19.0
.545	FG%	.373
.338	FG% Def	.511
.357	3FG%	.357
5.0	3FG/Game	5.0
.286	Opp 3FG%	.458
.640	FT%	.706
40.0	RPG	33.0
40.0	Opp RPG	31.0
0.0	Margin	+2.0
20.0	Assist/Game	4.0
17.0	TO/Game	16.0
17.0	Opp TO/Game	15.0
0.0	Margin	-1.0
4.0	Steals/Game	7.0
8.0	Blocks/Game	0.0

BY THE NUMBERS

- 2** Dave Rose and the Cougars have a current streak of six-consecutive 25-win campaigns (2006-07 to 2011-12), second only to Bill Self and Kansas, owners of seven-consecutive 25-win seasons (2005-06 to 2011-12).
- 3** Brandon Davies picked up where he left off last season, taking three charges vs. Tennessee State. He has now taken 34 charges since the beginning of last season.
- 6** The Cougars have won 25-plus games and advanced to the NCAA Tournament for six-straight seasons (2006-07 to 2011-12). Both streaks are program records.
- 10** Matt Carlino opened the 2012-13 season with 10 assists vs. Tennessee State, one off his career high of 11 set last season vs. Buffalo. He just missed a double-double with nine points in addition to five rebounds.
- 13** Brandon Davies has 13 career double-doubles, including nine last season.
- 20** The Cougars had 20 assists on 30 made baskets against Tennessee State. BYU had 20-plus assists 12 times last season and averaged 17.1 per game, the sixth best average in NCAA Division I basketball.
- 50** Tyler Haws ended his freshman year by making his final 48 free throw attempts, a BYU record for charity-stripe shots without a miss. He extended the streak to 50 with two makes in the first half. The streak ended with a miss in the second half but he made his last six to finish 8 of 9. Haws has made 56 of his last 57 free throws.
- 186** Dave Rose (2005 to present) is second all-time in BYU basketball history with 186 career victories, behind only the great Stan Watts, who coached the Cougars to 371 wins from 1949 to 1972.
- 1,059** Last season Brandon Davies became the 44th Cougar to score 1,000 career points and by the end of the season had climbed to 42nd all-time. With 16 points vs. Tennessee State he passed Scott Runia (1,051 points) and is now 41st all-time in scoring at BYU and nine points behind Keena Young (1,068 points) for 40th.

REGULAR SEASON TOURNAMENT SUCCESS

With BYU's 81-66 win over Tennessee State in the season opener and first game of the Acura Coaches vs. Cancer Classic, BYU is now 21-2 under Dave Rose in regular season tournaments. Under Rose, the Cougars have won four regular season tournament titles and taken second twice. BYU continues in the CVC Classic with a home game vs. Georgia State on Nov. 13 before heading to the Barclays Center in Brooklyn, N.Y., for games on Nov. 16 and 17 against Florida State and then either Notre Dame or St. Joseph's.

2006-07 BYU Holiday Classic

Liberty	73	59	W	H
Oral Roberts	72	62	W	H
Seton Hall	77	68	W	H

2010-11 South Padre Island Invitational

Chicago State	109	60	W	H
Mississippi Valley State	83	36	W	H
South Florida (2OT)	77	75	W	N
Saint Mary's	74	73	W	N

2007-08 Las Vegas Invitational

Jackson State	100	61	W	H
Hartford	97	73	W	H
No. 6 Louisville	78	76	W	N
No. 1 North Carolina	63	73	L	N

2011-12 Chicago Invitational Challenge

Longwood	92	60	W	H
Prairie View A&M	90	51	W	H
Nevada	76	55	W	N
Wisconsin	56	73	L	N

2008-09 Basketball Travelers Invitational

North Florida	74	41	W	H
Rice	83	52	W	H
Cal Poly	76	64	W	H

2012-13 Acura Coaches vs. Cancer Classic

Tennessee State	81	66	W	H
-----------------	----	----	---	---

2009-10 Las Vegas Classic

Wagner	77	61	W	H
Eastern Washington	91	34	W	H
Nevada	110	104	W	N
Nebraska	88	66	W	N



LAST TIME OUT – DAVIES, HAWS AND ZYLSTRA LEAD BYU TO WIN IN OPENER AGAINST TENNESSEE STATE

PROVO, Utah - Led by its three captains, the BYU men's basketball team won the 2012-13 season opener 81-66 over Tennessee State in the first game of the Acura Coaches vs. Cancer Classic at the Marriott Center on Friday night.

Sophomore Tyler Haws led all scorers with 22 points on 7 of 15 shooting and had four rebounds and one assist. Haws' school-record streak of 50-consecutive free throws without a miss came to an end with a miss in the second half. He made his first two before missing and then hit his last six attempts to finish 8 of 9 from the charity stripe.

Seniors Brandon Davies and Brock Zylstra also scored in double digits, picking up 16 and 11 points, respectively. Davies blocked a career-best four shots and had seven rebounds, three assists and two steals. Sophomore Matt Carlino just missed a double-double, logging 10 assists to go along with nine points on a night where BYU (1-0) assisted on 20 of 30 makes. The Cougars shot 54.5 percent for the game and held the Tigers to 33.8 percent shooting.

The first five minutes of the game started with a quick pace, both teams trading baskets to an 11-11 tie. Tennessee State took advantage of the 3-point line, making three from downtown while BYU favored the dunk with Davies, Haws and Josh Sharp all getting in on the action.

Neither team could put together much of a run, trading baskets with the score tied 25-25 with just over four minutes to go in the first half. Agustin Ambrosino checked in and knocked down his first shot, a long three to give BYU a 28-25 lead, igniting the crowd.

The score was part of a 9-0 Cougar run that propelled the home team to a 32-25 lead, but Tennessee State hung around, trailing 34-28 at halftime.

Sharp opened the second half hot, scoring the first bucket out of the gate before swatting away a shot on defense. The block led to a fast-break layup from Haws, giving BYU a 38-30 lead in the opening minutes of the second half. Sharp set a new career high with two blocks in the game and scored seven points.

Zylstra snagged a rebound, sprinted the floor coast-to-coast and laid in a bucket while getting fouled. The senior captain completed the three-point play to give BYU its first double-digit lead of the contest at 49-38 with 12:14 remaining in the game. Zylstra picked up three more on a trey two minutes later to stretch the lead to 54-40. Carlino scored his first points of the game at the 7:36 mark on a layup assisted by senior Craig Cusick. Tennessee State answered with a jumper on the other end to keep pace.

After making two earlier in the game, Haws' school-record streak of 50 made free throws ended with a miss on the first of two shots with under six minutes to go in the game. Haws quickly started a new streak, making the second and on the next possession picked up an and-one play to push BYU's lead to 63-48.

The Cougars went on an 8-0 run down the home stretch to push the lead to 79-60. The run featured two buckets by Carlino and a one-handed slam by Davies to help close the door on the Tigers as BYU rolled to an 81-66 opening-night victory.

QUICK FACTS**University Information**

Location: Provo, Utah 84602
 Elevation: 4,553 feet
 Enrollment: 32,955 (Daytime)
 Founded: October 15, 1875
 Owned: The Church of Jesus Christ of Latter-day Saints
 Nickname: Cougars
 Mascot: Cosmo
 Colors: Blue and White
 Arena (capacity): Marriott Center (21,000)
 Conference: West Coast Conference
 President: Cecil O. Samuelson (Utah, 1966)
 Athletic Director: Tom Holmoe (BYU, 1983)
 Athletic Website: BYUcougars.com
 Tickets: (801) 422-BYU1 or (800) 322-BYU1

2012-13 Preview

Lettermen Returning/Lost: 8/6
 Newcomers: 4
 Returning Redshirt Freshmen: 2
 Starters Returning/Lost: 4/2*
 Returning Points: 56.9% (1,552 of 2,727 points)
 Returning Rebounds: 66.1% (890 of 1,347 rebounds)
 Returning Assists: 69.1% (414 of 599 assists)
 Returning Blocks: 53.2% (82 of 154 blocks)
 Returning Minutes: 63.4% (4,439 of 7,000 minutes)
 *Includes Tyler Haws, who started as a freshman

2011-12 Review

Overall Record: 26-9
 Conference Record/Finish: 12-4 (3rd)
 2012 Postseason: (1-1) Lost, NCAA Second Round
 (Louisville) vs. Marquette, 68-88
 2012 Final National Ranking: NR/NR

BYU Coaching Staff

Head Coach: Dave Rose
 Alma Mater (year): Houston (1983)
 Record at School (years): 186-54 (8th year)
 Career Division I Record (years): same
 Basketball Office Fax: (801) 422-5965
 Assistant Coaches (Alma Mater, year)
 Terry Nashif (BYU, 2005)
 Tim LaComb (Utah, 2006)
 Mark Pope (Kentucky, 1996)
 Dir. of Basketball Operations: Mike Hall (BYU, 2005)
 Coor. of Player Development: Garrett Faucette (BYU, 2008)

BYU History

First Year of Basketball: 1903
 Overall All-Time Record: 1667-1014 (.622)
 Winning Seasons: 85 (last 2012)
 Regular Season Conf. Championships: 29 (last 2011)
 Postseason Appearances (record): 37 (26-37)
 Total NCAA Appearances (record): 27 (15-29)
 Last NCAA Appearance: 2012
 First Round: W vs. No. 14 seed Iona, 78-72
 Second Round: L vs. No. 3 seed Marquette, 68-88
 Total NIT Appearances (Record): 10 (12-8)
 Last NIT Appearance: 2006
 Result: (0-1) lost at Houston, 77-67

2012-13 STORYLINES AND NOTES**Welcome back Tyler Haws**

Tyler Haws scored 22 points vs. Tennessee State, his first game since serving a two-year mission for The Church of Jesus Christ of Latter-day Saints in the Philippines. It was his 22nd career game scoring in double figures, fifth 20-point game and sixth-time in his career as BYU's leading scorer. As a freshman in 2009-10 he averaged 11.3 points and 4.2 rebounds while shooting .498 from the field, .368 from three and .917 from the free throw line.

Davies does it all

Brandon Davies stuffed the stat sheet against Tennessee State, tallying 16 points, 7 rebounds, 3 assists, 4 blocks and 2 steals while drawing 3 charges. Last season he became the second Cougar in history to average at least one of everything (points, rebounds, assists, steals and blocks). Davies averaged 15.2 points, 7.7 rebounds, 2.1 assists, 1.3 blocks and 1.5 steals. Russell Larson is the only other BYU player to produce a 'one of everything' season and did so twice, in 1993-94 and 1994-95 (blocks and steals were not tracked until the 1977-78 season).

Taking charge

Brandon Davies drew three charges in the season opener vs. Tennessee State. Last season Brandon Davies made the opposition pay when they drove to the basket, taking 31 charges. Nate Austin took his fair share of charges as well with a total of 29 last season. He and Brock Zylstra both took a charge in the season opener.

Block party

Brandon Davies (4), Josh Sharp (2) and Nate Austin (2) combined to block eight shots vs. Tennessee State in the opener. The eight blocks is the sixth-highest total in a game by a BYU team. Last season the single-game high was nine vs. Weber State. The program record is 15 vs. Eastern Kentucky in 1990 when Shawn Bradley had 14.

Newcomers hit big shots

Four Cougars — Agustin Ambrosino, Cory Calvert, Raul Delgado and Ian Harward — saw their first NCAA Division I action in the opener against Tennessee State. Ambrosino made his presence felt immediately, hitting a 3-pointer 12 seconds after checking in to break a 25-all tie in the first half. Calvert hit a big three in the second half to extend BYU's lead to 43-34.

Dave Rose

BYU head coach Dave Rose has led BYU to its most successful seven-year run since taking over in 2005. His career record of 186-54 ranks him second in BYU history in total victories and first in winning percentage (.775). Rose has been named conference coach of the year three times, district coach of the year twice, led the Cougars to four conference titles, six NCAA Tournament appearances and six 25-win seasons. In 2010 he led BYU to its first NCAA Tournament win in 17 years and the Cougars have also won at least one tournament game in the two seasons since, including a trip to the Sweet 16 in 2011.

Rose among the nation's best

Dave Rose is fourth in career winning percentage among active NCAA Division I head coaches (as of 11/11/12)

Coach	Yrs.	W	L	Pct.	Coach	Yrs.	W	L	Pct.
1. Roy Williams, UNC	25	677	169	.800	6. John Calipari, Kentucky	21	506	152	.769
2. Mark Few, Gonzaga	14	343	90	.792	7. Bo Ryan, Wisconsin	29	652	204	.762
3. Brad Stevens, Butler	6	140	40	.778	8. Mike Krzyzewski, Duke	38	928	291	.761
4. Dave Rose, BYU	8	186	54	.775	9. Jamie Dixon, Pitt	10	239	77	.756
5. Thad Matta, Ohio State	13	324	96	.771	10. Bill Self, Kansas	20	477	158	.751

Rose vs. the state

BYU basketball coach Dave Rose has compiled a record of 24-6 vs. in-state opponents since taking over in 2005-06. He has the best winning percentage (.800) of any coach vs. in-state teams during that time and the second-most wins (Utah State's Stew Morrill is 25-8 vs. in-state teams since 2005-06 for a .758 winning percentage). BYU hosts Utah State and Utah on Dec. 5 and 8, respectively, and plays at Weber State on Dec. 15.

Rose vs.	W	L	Rose vs.	W	L
Utah	11	3	Weber State	7	0
Utah State	3	3	Southern Utah	3	0

Rose in season and home openers

With the 81-66 win over Tennessee State to start the season, BYU basketball is 5-3 in season openers and 7-1 in home openers under Dave Rose. After dropping his first two season openers in 2005 and 2006, Rose led BYU to four-straight season-opening wins before falling 69-62 at Utah State to open last season. Rose lost his first home opener (also the season opener in 2005) but has since won the last seven home openers.

Roster notes

BYU coach Dave Rose announced on Nov. 7 that freshman Cooper Ainge will redshirt this season. Ainge is the son of BYU-great Danny Ainge and prepped at Wellesley High School in Wellesley, Mass. Earlier this fall it was announced that injuries ended the careers of two former Cougars, Chris Collinsworth and Stephen Rogers. Collinsworth had battled knee injuries for two years but was preparing to return to the court before it was discovered he needed microfracture surgery on his left ankle. Rogers tore the meniscus in his right knee last season and had surgery in December 2011 and April 2012. The knee did not respond to treatment and continued to swell and give Rogers pain, preventing him from returning to full activity with the team.

HONORS CANDIDATES

Brandon Davies • All-America Candidate

- Opened 2012-13 with 16 points, 7 boards, 3 assists, 4 blocks, 2 steals vs. Tennessee State
- Earned a spot on the Wooden Award Preseason Top 50
- Named preseason All-WCC
- Named to the 2012 All-West Coast Conference Team and NABC All-District 9 Second Team
- WCC Player of the Week for Feb. 6, averaging 16.5 points, 9.0 rebounds and 4.5 steals
- WCC Player of the Week for Jan. 2, averaging 21.0 points and 14.0 boards with two double-doubles
- Was 4th in the WCC in scoring and rebounding, 3rd in blocks and 8th in steals
- Ranked 175th in the NCAA in scoring, 56th in field goal percentage, 112th in rebounds, 147th in blocks and 207th in steals
- Started every game, scored in double figures 29 times, led team in scoring 11 times, rebounding 16 times, posted nine double-doubles
- 2011-12 steal and block totals rank among the top 10 in a single season at BYU, the only player in the top 10 in both categories
- Averaged 15.2 points, 7.7 rebounds, 2.1 assists, 1.5 steals and 1.3 blocks and shot .516 from the field and .662 from the free throw line

Matt Carlino • All-WCC Candidate

- Posted 9 points, 10 assists and 5 rebounds in season opener vs. Tennessee State
- Named All-WCC Honorable Mention and to the WCC All-Freshman Team in 2012
- Averaged 12.2 points, 4.6 assists, 3.0 rebounds and 1.4 steals and started in 24 of 25 games played
- Posted season highs of 30 points, 7 rebounds, 11 assists and 4 steals
- In league games was 14th in scoring, 4th in assists, T-9th in steals, T-12th in 3-point FGs and 3rd in assist/turnover ratio
- Had 3-plus threes 7 times, 3-plus steals 6 times and 20-plus points 3 times
- Scored in double figures in 15 games and led the team in scoring 4 times and assists 16 times
- Posted BYU's only 30-point game of the season with 30 points on 13 of 19 shooting, including the game-winner, at San Francisco

Tyler Haws • All-WCC Candidate

- Totaled 22 points and 4 boards and hit 8 of 9 free throws in season opener vs. Tennessee State
- Named to All-MWC Third Team, Academic All-MWC and the HoopTV Las Vegas Classic All-Tournament Team in 2009-10
- Named Male Rookie of the Year at the Y Awards and was named team's Most Inspirational Player at the team banquet
- Averaged 11.3 points and 4.2 rebounds and shot .498 from the field, .368 from three and .917 from the free throw line — a school record and the fourth-best percentage in NCAA history for a freshman
- Posted season highs of 24 points, 11 rebounds, 6 assists, 4 steals and 2 blocks
- Was 15th in the MWC in scoring, 20th in rebounding and 1st in free throw percentage and 4th in the NCAA in free throw percentage
- Set a BYU record by making 50-consecutive free throws (ended 11/9/12)
- Scored in double figures 21 times, had 20-plus points 4 times and posted 2 double-doubles while leading the team in scoring 5 times, rebounds 8 times and assists 3 times

2012-13 BYU STARTING LINEUPS

Opponent	(1)	(2)	(3)	(4)	(5)
Tennessee State	Carlino	Zylstra	Haws	Sharp	Davies
Georgia State					
vs. Florida State					
vs. Notre Dame/St. Joseph's					
UTSA					
Cal State Northridge					
vs. Montana					
at Iowa State					
Utah State					
Utah					
at Weber State					
Eastern New Mexico					
at Baylor					
Northern Arizona					
vs. Virginia Tech					
Loyola Marymount					
at San Francisco					
Pepperdine					
at Santa Clara					
Saint Mary's					
San Diego					
at Gonzaga					
at Portland					
at Pepperdine					
Santa Clara					
at San Diego					
San Francisco					
Portland					
at Saint Mary's					
Gonzaga					
Loyola Marymount					
Won-Loss Records	(1)	(2)	(3)	(4)	(5)
1-0	Carlino	Zylstra	Haws	Sharp	Davies

GAMES PLAYED

GAMES STARTED

	2012-13	Career		2012-13	Career
Brandon Davies	1 (1-0)	100 (84-16)	Brandon Davies	1 (1-0)	63 (51-12)
Brock Zylstra	1 (1-0)	84 (68-16)	Tyler Haws	1 (1-0)	34 (29-5)
Tyler Haws	1 (1-0)	36 (31-5)	Brock Zylstra	1 (1-0)	29 (21-8)
Craig Cusick	1 (1-0)	36 (27-9)	Matt Carlino	1 (1-0)	25 (19-6)
Nate Austin	1 (1-0)	36 (27-9)	Anson Winder	0 (0-0)	15 (12-3)
Anson Winder	0 (0-0)	34 (26-8)	Craig Cusick	0 (0-0)	3 (2-1)
Josh Sharp	1 (1-0)	29 (21-8)	Nate Austin	0 (0-0)	1 (1-0)
Matt Carlino	1 (1-0)	26 (19-7)	Josh Sharp	1 (1-0)	1 (1-0)
Agustin Ambrosino	1 (1-0)	same			
Raul Delgado	1 (1-0)	same			
Cory Calvert	1 (1-0)	same			
Ian Harward	1 (1-0)	same			

STREAKS

Streak	12-13	Overall
Current won/loss streak	1 win	same
At home	1 win	4 wins
On the road	—	1 loss
On a neutral floor	—	1 loss
At home vs. Nonconference	1 win	4 wins
At home vs. WCC	—	3 wins
On the road vs. Nonconference	—	2 wins
On the road vs. WCC	—	1 loss
On a neutral floor vs. Nonconference	—	1 loss
On a neutral floor vs. WCC	—	1 loss
At regular season tournament	1 win	same
At WCC Tournament	—	1 loss
NCAA Tournament	—	1 loss
At NIT	—	2 losses
Games with a 3-point make	1	511

BYU'S RECORD WHEN ...

Venue	2012-13	Under Rose
Overall	1-0	186-54
Home	1-0	103-8
Away	0-0	56-30
Neutral	0-0	27-16
Lead at the half/end of game...	2012-13	Under Rose
BYU leads at the half	1-0	158-15
Opponent leads at the half	0-0	23-35
Score tied at the half	0-0	5-4
BYU leads w/5 min left	1-0	176-5
Opponent leads w/5 min left	0-0	8-48
Score tied w/5 min left	0-0	2-1
BYU leads w/1 min left	1-0	181-0
Opponent leads w/1 min left	0-0	3-51
Score tied w/1 min left	0-0	2-3
Game goes into overtime	0-0	6-3
BYU scores...	2012-13	Under Rose
100-plus points	0-0	9-0
90-99 points	0-0	30-0
80-89 points	1-0	58-6
70-79 points	0-0	69-19
60-69 points	0-0	17-24
60 or less points	0-0	3-5
Opponent scores...	2012-13	Under Rose
90 or more points	0-0	3-5
80-89 points	0-0	9-19
70-79 points	0-0	31-25
60-69 points	1-0	83-5
50-59 points	0-0	42-0
50 or less points	0-0	18-0
BYU double figure scorers	2012-13	Under Rose
One player in double figures	0-0	1-4
Two players in double figures	0-0	22-14
Three players in double figures	1-0	69-25
Four players in double figures	0-0	63-10
Five players in double figures	0-0	25-1
Six players in double figures	0-0	6-0
Shooting and rebounding	2012-13	Under Rose
BYU shoots 50% or better	1-0	82-7
Opponent shoots 50% or better	0-0	12-21
BYU outshoots opponent	1-0	152-10
Opponent outshoots BYU	0-0	33-42
Teams shoot equal FG%	0-0	1-2
BYU outrebounds opponent	0-0	140-13
Opponent outrebounds BYU	0-0	37-38
BYU, opponent tie in rebounds	1-0	9-3
Wins, losses and rest	2012-13	Under Rose
Coming off a win	0-0	140-45
Coming off a loss	1-0	46-9
Two-plus days between games	0-0	162-43
One day between games	0-0	14-2
Playing the next day	0-0	9-9
Days	2012-13	Under Rose
Monday	0-0	2-0
Tuesday	0-0	28-3
Wednesday	0-0	45-10
Thursday	0-0	17-11
Friday	1-0	21-4
Saturday	0-0	73-26

BYU'S RECORD WHEN ...

On television	2012-13	Under Rose
All games on TV	1-0	150-49
On BYUtv	1-0	37-4
On ESPN	0-0	0-1
On ESPN2	0-0	2-6
On ESPNU	0-0	5-1
On truTV	0-0	1-0
On CBS	0-0	4-5
Top 25	2012-13	Under Rose
Vs. top 25 opponent	0-0	8-16
As a top 25 team	0-0	57-16
Months	2012-13	Under Rose
November	1-0	34-6
December	0-0	44-11
January	0-0	42-15
February	0-0	42-7
March	0-0	24-15
Margin of victory/defeat	2012-13	Under Rose
1-4 points	0-0	16-12
5-9 points	0-0	35-13
10-15 points	0-0	47-17
16-19 points	1-0	20-10
20-29 points	0-0	42-2
30-39 points	0-0	16-0
40-49 points	0-0	6-0
50+ points	0-0	4-0

DUNKS

	2012-13	Career
Brandon Davies	1	59
Nate Austin	—	4
Brock Zylstra	—	2
Tyler Haws	1	3
Josh Sharp	1	2
Anson Winder	—	1
BYU	—	
Opponents	—	

FREE THROW STREAKS

Haws	50	2/13/10 - 11/9/12
Zylstra	6	3/13/12 - current
Haws	6	11/9/12 - current
Austin	5	2/2/12 - current
Carlino	3	11/9/12 - current
Cusick	2	3/13/12 - current

LATE GAME FREE THROWS

Player	5:00-2:00	2:00-0:00
Matt Carlino	3-4 (.750)	0-0 (.000)
Tyler Haws	2-2 (1.000)	0-0 (.000)
Craig Cusick	0-0 (.000)	0-2 (.000)
Totals	5-6 (.833)	0-2 (.000)
Under Rose	438-608 (.724)	565-744 (.759)



Senior forward Brandon Davies



Sophomore guard Tyler Haws

2012-13 SCORING BY HALF (BYU-OPPONENT)

Opponent	1st half	Margin	FG %	2nd half	Margin	FG %	OT	Margin	FG %	Final	Margin	FG %
TENNESSEE STATE	34-28	+6	48.3-38.5	47-38	+9	61.5-31.0	—	—	—	81-66	+15	54.5-33.8
GEORGIA STATE												
vs. Florida State												
TBD												
UTSA												
CS NORTHRIDGE												
vs. Montana												
at Iowa State												
UTAH STATE												
UTAH												
at Weber State												
EASTERN NM												
at Baylor												
NORTHERN ARIZONA												
vs. Virginia Tech												
LMU												
at San Francisco												
PEPPERDINE												
at Santa Clara												
SAINT MARY'S												
SAN DIEGO												
at Gonzaga												
at Portland												
at Pepperdine												
SANTA CLARA												
at San Diego												
SAN FRANCISCO												
PORTLAND												
at Saint Mary's												
GONZAGA												
at LMU												
Season Totals	36.6-32.0	+4.6	43.9-40.2	41.3-35.4	+6.0	49.4-42.7	—	—	—	77.9-67.4	+10.5	46.5-41.4

2012-13 OFFENSIVE TRENDS (BYU-OPPONENT)

Opponent	Pts/Paint		Pts Off TO		2nd Chance Pts		Fastbreak Pts		Bench Pts		Big Run	Big Lead
TENNESSEE STATE	40-18	+22	17-17	0	2-11	-9	18-2	+16	16-13	+3	9-0/7-0	19/5
GEORGIA STATE												
vs. Florida State												
TBD												
UTSA												
CS NORTHRIDGE												
vs. Montana												
at Iowa State												
UTAH STATE												
UTAH												
at Weber State												
EASTERN NM												
at Baylor												
NORTHERN ARIZONA												
vs. Virginia Tech												
LMU												
at San Francisco												
PEPPERDINE												
at Santa Clara												
SAINT MARY'S												
SAN DIEGO												
at Gonzaga												
at Portland												
at Pepperdine												
SANTA CLARA												
at San Diego												
SAN FRANCISCO												
PORTLAND												
at Saint Mary's												
GONZAGA												
at LMU												
Season Totals	40-18	+22	17-17	0	2-11	-9	18-2	+16	16-13	+3		
Times Led, Record (W/L/T)	1-0/0-0/0-0		0-0/0-0/1-0		0-0/1-0/0-0		1-0/0-0/0-0		1-0/0-0/0-0			
Under Rose (W/L/T)	119-18/57-34/10-2		143-19/36-33/7-2		116-17/59-34/11-3		131-26/37-18/18-10		106-26/74-27/6-1			



2012-13 WCC Standings (as of 11/11/12)

	Overall	Pct	WCC	Pct
BYU	1-0	1.000	0-0	.000
No. 23 Gonzaga	1-0	1.000	0-0	.000
Saint Mary's	1-0	1.000	0-0	.000
San Diego	1-0	1.000	0-0	.000
Santa Clara	1-0	1.000	0-0	.000
Loyola Marymount	1-1	.500	0-0	.000
Pepperdine	0-1	.000	0-0	.000
Portland	0-1	.000	0-0	.000
San Francisco	0-1	.000	0-0	.000

WCC Players of the Week

Nov. 12 Kevin Foster, Santa Clara

2012-13 WCC Preseason Poll

Team (First Place Votes)	Points
1. Gonzaga (7)	63
2. BYU (1)	55
3. Saint Mary's (1)	52
4. Loyola Marymount	37
5. San Diego	36
6. Santa Clara	35
7. San Francisco	19
8. Portland	15

2012-13 Preseason All-WCC Team

Player	School	Yr.	Pos.
Gary Bell, Jr.	Gonzaga	So.	G
Brandon Davies	BYU	Sr.	F
Johnny Dee	San Diego	So.	G
Matthew Dellavedova	Saint Mary's	Sr.	G
Sam Dower	Gonzaga	Jr.	C
Kevin Foster	Santa Clara	Sr.	G
Elias Harris	Gonzaga	Sr.	F
Stephen Holt	Saint Mary's	Jr.	G
Anthony Ireland	Loyola Marymount	Jr.	G
Kevin Pangos	Gonzaga	So.	G

Team*

WCC Stats (Final)	All	Conf
Scoring Offense	1st	1st
Scoring Defense	4th	5th
Scoring Margin	2nd	3rd
FT Percentage	6th	4th
FG Percentage	4th	4th
FG Percentage Defense	2nd	2nd
3FG Percentage	7th	7th
3FG Percentage Defense	3rd	2nd
3-Point FG Made/Game	4th	6th
Rebounding Offense	1st	1st
Rebounding Defense	6th	6th
Rebounding Margin	3rd	3rd
Blocked Shots	1st	3rd
Assists	1st	1st
Steals	1st	1st
Turnover Margin	2nd	2nd
Assist/Turnover Ratio	2nd	2nd
Offensive Rebounds	5th	3rd
Defensive Rebounds	1st	1st
Defensive Reb Pct	2nd	2nd
Offensive Reb Pct	7th	6th

NCAA Stats (Final)*

	Rank	Actual
Won-Lost Percentage	37	74.3
Scoring Offense	13	77.9
Scoring Defense	182	67.4
Scoring Margin	19	10.5
Field-Goal Percentage	47	46.5
Field-Goal Pct Defense	88	41.4
3-Point Field Goals/Game	112	6.7
3-Point Field-Goal Pct	160	34.3
3-Point FG Defense	46	31.2
Free-Throw Percentage	138	70.0
Rebound Margin	56	3.8
Assists Per Game	6	17.1
Assist Turnover Ratio	18	1.27
Blocked Shots Per Game	56	4.4
Steals Per Game	16	8.5
Turnovers Per Game	176	13.5
Turnover Margin	46	2.3
Personal Fouls Per Game	184	18.2

*all stats from 2011-12

Individual*

WCC (Final)	Top BYU player - All	Top BYU player - Conf
Scoring	Noah Hartssock - 1st	Brandon Davies - 1st
Rebounding	Brandon Davies - 4th	Brandon Davies - 4th
FG Percentage	Noah Hartssock - 3rd	Noah Hartssock - 8th
Assists	Charles Abouo - 12th	Matt Carlino - 4th
FT Percentage	Noah Hartssock - 4th	Noah Hartssock - 5th
Steals	Brandon Davies - 8th	Brandon Davies - 4th
3FG Percentage	Brock Zylstra - 8th	Brock Zylstra - 15th
3FG Made/Game	Brock Zylstra - T10th	Matt Carlino - T12th
Blocked Shots	Noah Hartssock - 1st	Brandon Davies - T1st
Assist/TO Ratio	—	Matt Carlino - 3rd
Offensive Rebounds	Brandon Davies - 8th	Brandon Davies - 7th
Defensive Rebounds	Brandon Davies - 4th	Brandon Davies - 5th
Minutes Played	Noah Hartssock - T8th	—

NCAA Stats (Final)*

	BYU Player - Rank	Actual
Points Per Game	Noah Hartssock - 86	16.8
	Brandon Davies - 175	15.2
Field Goal Percentage	Noah Hartssock - 20	56.5
	Brandon Davies - 56	51.6
Free Throw Percentage	Noah Hartssock - 59	84.2
Rebounds Per Game	Brandon Davies - 112	7.7
Blocked Shots Per Game	Noah Hartssock - 86	1.6
	Brandon Davies - 147	1.3
Steals	Brandon Davies - 207	1.5

BYU BASKETBALL

ROSTER AND CAREER HIGHS

No.	Name	Pos.	Ht.	Wt.	Yr.	Hometown (Previous School)	Pronunciations
0	Brandon Davies	F	6-9	235	Sr.	Provo, Utah (Provo HS)	AGUSTIN AMBROSINO AH-go-steen ahm-bro-SEE-no
1	Raul Delgado	G	6-2	195	Jr.	Chihuahua, Mexico (Western Neb. CC)	ANSON WINDER AN-sun WINE-der
2	Craig Cusick	G	6-2	185	Sr.	Orem, Utah (Utah)	BROCK ZYLSTRA ZIL-stra
3	Tyler Haws	G	6-5	200	So.	Alpine, Utah (Lone Peak HS)	MATT CARLINO car-LEE-no
5	Agustin Ambrosino	F	6-8	225	Jr.	Cordoba, Argentina (Salt Lake CC)	RAUL DELGADO rah-OOL del-GAH-doh
10	Matt Carlino	G	6-2	175	So.	Scottsdale, Ariz. (Bloomington South HS)	TERRY NASHIF NASH-if
12	Josh Sharp	F	6-7	185	So.	Highland, Utah (Utah)	IAN HARWARD HAR-word
13	Brock Zylstra	G	6-6	210	Sr.	La Verne, Calif. (Bonita HS)	ROBERT RAMOS RAY-mus
20	Anson Winder	G	6-3	195	So.	Las Vegas, Nev. (Bishop Gorman HS)	
23	Cory Calvert	G	6-3	185	Fr.	Parker, Colo. (Chaparral HS)	
30	Cooper Ainge	G	6-0	175	Fr.	Wellesley, Mass. (Wellesley HS)	
33	Nate Austin	F	6-10	230	So.	Alpine, Utah (Lone Peak HS)	
42	Ian Harward	C	6-11	215	Fr.	Orem, Utah (Orem HS)	

Head Coach: Dave Rose, 8th year (Houston, 1983)

Assistant Coaches: Terry Nashif (BYU, 2005); Tim LaComb (Utah, 2006); Mark Pope (Kentucky, 1996)

Director of Basketball Operations: Mike Hall (BYU, 2005)

Coordinator of Player Development: Garrett Faucette (BYU, 2008)

Team Trainer: Robert Ramos (BYU, 1995)

2012-13 SEASON AND CAREER HIGHS

#	Player	Points	Rebounds	Assists
0	Brandon Davies	Season: 16 vs. TSU Career: 29 at Pepperdine (11-12)	7 vs. TSU 22 vs. San Diego (11-12)	3 vs. TSU 6 at Air Force (10-11), vs. USF (11-12)
1	Raul Delgado	Season: — Career: same	— same	— same
2	Craig Cusick	Season: 6 vs. TSU Career: 12 at Portland, vs. Marquette (11-12)	4 vs. TSU 5 vs. Iona (11-12)	4 vs. TSU 8 vs. Weber State (11-12), vs. Iona (11-12)
3	Tyler Haws	Season: 22 vs. TSU Career: 24 vs. Wyoming (09-10)	4 vs. TSU 11, twice, last at UTEP (09-10)	1 vs. TSU 6 vs Idaho State (09-10)
5	Agustin Ambrosino	Season: 3 vs. TSU Career: same	— same	— same
10	Matt Carlino	Season: — Career: 30 at San Francisco (11-12)	— 7 vs. Buffalo (11-12), at USD (11-12)	— 11 vs. Buffalo (11-12)
12	Josh Sharp	Season: 7 vs. TSU Career: same	3 vs. TSU 6 vs. BYUH (11-12), vs. PVAMU (11-12)	1 vs. TSU 3 vs. Longwood (11-12)
13	Brock Zylstra	Season: 11 vs. TSU Career: 26 vs. Buffalo (11-12)	4 vs. TSU 9 vs. Portland (11-12)	1 vs. TSU 5 vs. UC Santa Barbara (11-12)
20	Anson Winder	Season: — Career: 20 vs. Buffalo (11-12)	— 6 at San Francisco (11-12)	— 9 vs. Northern Arizona (11-12)
23	Cory Calvert	Season: 3 vs. TSU Career: same	1 vs. TSU same	— same
33	Nate Austin	Season: 4 vs. TSU Career: 15 vs. Weber State (11-12)	7 vs. TSU 10 at Gonzaga (11-12)	— 3 vs. San Diego (11-12)
42	Ian Harward	Season: — Career: same	— same	— same

GEOGRAPHIC BREAKDOWN

Argentina	Agustin Ambrosino
Mexico	Raul Delgado
Arizona	Matt Carlino
California	Brock Zylstra
Colorado	Cory Calvert
Massachusetts	Cooper Ainge
Nevada	Anson Winder
Utah	Nate Austin, Brandon Davies, Craig Cusick, Ian Harward, Tyler Haws, Josh Sharp

CLASS BREAKDOWN

Seniors	Juniors	Sophomores	Freshmen
Craig Cusick Brandon Davies Brock Zylstra	Agustin Ambrosino Raul Delgado	Nate Austin Matt Carlino Tyler Haws Josh Sharp Anson Winder	Cooper Ainge* Cory Calvert Ian Harward

*Redshirting in 2012-13

CAREER HIGHLIGHTS

- 186-54 overall record (second all-time at BYU in wins) for a BYU record .775 winning percentage
- With 185 victories through first seven seasons is fourth all-time for best career starts by wins in NCAA history
- With 159 victories through first six seasons is tied for third all-time for best career starts by wins in NCAA history
- Fourth among active coaches in career winning percentage, behind Roy Williams, Mark Few and John Calipari and ahead of Thad Matta and Mike Krzyzewski
- Four Mountain West Conference regular season titles, a BYU and MWC record
- Three-time MWC Coach of the Year (2006, 2007, 2011)
- Two-time USBWA District VIII Coach of the Year (2006, 2011)
- Naismith Coach of the Year Finalist in 2011
- Finalist for the Clair Bee Award in 2010
- Honorable Mention for National Coach of the Year by Scout.com (2006)
- Six-consecutive trips to the NCAA Tournament, a BYU record
- Six-consecutive 25-win seasons, a BYU record
- BYU basketball has 11 25-win seasons in its 110-year history and Rose has been the head coach of six of those teams
- Holds top two spots for wins in a season in BYU history with 32 in 2010-11 and 30 in 2009-10
- Only BYU coach to win at least 20 games in each of his first seven seasons
- Took BYU to the Sweet 16 in 2011 for the first time since 1981
- Coached Jimmer Fredette, the 2011 Consensus National Player of the Year (received the Wooden Award, Naismith Trophy, Oscar Robertson Trophy and other national awards)



Scan to view Rose's profile on BYUcougars.com



COACHING EXPERIENCE

- BYU Head Coach (2005-present)
- BYU Associate Head Coach (2000-2005)
- BYU Assistant Coach (1997-2000)
- Dixie State Head Coach (1990-1997)
- Dixie State Assistant Coach (1987-1990)
- Assistant coach at Pine View High School (1986-87)
- Head coach at Millard High School (1983-86)

SERVICE

- A member of the National Coaches vs. Cancer Council that includes Mike Krzyzewski (Duke), Roy Williams (North Carolina), Jim Boeheim (Syracuse) and Mike Brey (Notre Dame)
- Assisting with the Hope Lodge, a facility to be constructed in Salt Lake City to house families of cancer patients
- NABC Game Pillar Award for Service in 2008
- 63rd recipient of the Dale Rex Memorial Award
- Honorary Chair of the Children with Cancer Christmas Foundation
- Was the first coach in the state of Utah to participate in the American Cancer Society's nationwide Coaches vs. Cancer campaign
- Lobbied before Congress for more funding for cancer research in September 2010

EDUCATION

- Houston (1983, B.A.)

PLAYING CAREER

- Played baseball and basketball at Dixie State College
- Played for Houston from 1980-83 (played in 1980-81 and 82-83, redshirted in 1981-82)
- Co-Captain on the famous "Phi-Slamma Jamma" team that featured Hakeem (the Akeem) Olajuwon and Clyde Drexler
- Helped Houston achieve a No. 1 ranking and reach the national championship game in 1983

MISSION

- Manchester England (1977-79)

PERSONAL/FAMILY

- Wife: Cheryl
- Children: Daughter Chanell and husband Brock Reichner, son Garrett and wife Brooke, daughter Taylor
- Dave and Cheryl Rose have seven grandchildren

ROSE'S BYU COACHING LEDGER

Season	Overall	Pct.	Home	Pct.	Away	Pct.	Neutral	Pct.	Conf.	Pct.	Tourney	NCAA/NIT
05-06	20-9	.690	14-1	.933	5-7	.417	1-2	.500	12-4	.750	0-1	0-1 NIT
06-07	25-9	.735	17-0	1.000	6-7	.462	2-2	.500	13-3	.813	2-1	0-1 NCAA
07-08	27-8	.771	16-0	1.000	9-3	.615	3-3	.500	14-2	.875	2-1	0-1 NCAA
08-09	25-8	.758	14-2	.875	8-5	.750	2-3	.400	12-4	.750	1-1	0-1 NCAA
09-10	30-6	.833	15-1	.938	10-4	.714	5-1	.833	13-3	.813	1-1	1-1 NCAA
10-11	32-5	.865	13-1	.929	10-1	.909	9-3	.750	14-2	.875	2-1	2-1 NCAA
11-12	26-9	.743	13-3	.813	8-3	.727	5-3	.625	12-4	.750	1-1	1-1 NCAA
12-13	1-0	1.000	1-0	1.000	0-0	.000	0-0	.000	0-0	.000	0-0	—
Totals	186-54	.775	103-8	.928	56-30	.651	27-16	.628	90-22	.804	9-7	4-7

TOP CAREER START BASED ON CURRENT NUMBER OF YEARS (THROUGH 2011-12)

Coach, School	Yrs.	W	L	Pct.
Steve Prohm, Murray State	1	31	2	.939
Andy Toole, Robert Morris	2	44	25	.638
Shaka Smart, VCU	3	84	28	.750
John Groce, Illinois	4	85	56	.603
Brad Stevens, Butler	5	139	40	.777
Anthony Grant, Alabama	6	139	64	.685
Dave Rose, BYU	7	185	54	.774
Sean Miller, Arizona	8	189	82	.697
Jamie Dixon, Pittsburgh	9	238	77	.756
Mike Anderson, Arkansas	10	218	112	.661
Randy Bennett, Saint Mary's	11	235	118	.666
Thad Matta, Ohio State	12	323	96	.771
Mark Few, Gonzaga	13	342	90	.792
Bruce Weber, Kansas State	14	313	155	.669
Mark Gottfried, NC State	15	303	167	.645

BEST CAREER STARTS BY WINS, 7 SEASONS

Coach, School	Date	W	L	Pct.
Mark Few, Gonzaga	2000-06	188	41	.821
Jamie Dixon, Pittsburgh	2004-10	188	54	.777
Everett Case, NC State	1947-53	187	45	.806
Dave Rose, BYU	2006-12	185	54	.774
Roy Williams, Kansas	1989-95	184	51	.783
Thad Matta, Butler, Xavier, OSU	2001-07	183	53	.775
Larry Brown, UCLA & Kansas	1980-81, 84-88	172	60	.741

ROSE'S MILESTONE VICTORIES

Win	Date	Opponent	Score	Record
25	12/06/06	San Jose State	81-69	25-11 (.694)
50	11/23/07	vs. No. 6 Louisville	78-76	50-18 (.735)
75	11/20/08	North Florida	74-41	75-26 (.743)
100	11/20/09	at Hawaii	83-65	100-34 (.746)
125	03/06/10	at TCU	107-77	125-38 (.767)
150	02/09/11	at Air Force	90-52	150-42 (.781)
175	01/16/12	at San Diego	82-63	175-49 (.781)



0 — BRANDON DAVIES

6-9 • 235 • SENIOR • FORWARD • PROVO, UTAH (PROVO HS)

2012-13 SEASON — PPG: 16.0 RPG: 7.0 APG: 3.0 SPG: 2.0 BPG: 4.0 FG%: .778 3FG%: .000 FT%: .500

Last Time Out

- Posted 16 points on 7 of 9 shooting and added 7 boards, 3 assists, a career-best 4 blocks and 2 steals vs. Tennessee State

Scan for Davies' bio on BYUcougars.com



In 2012-13

- Posted 16 points on 7 of 9 shooting and added 7 boards, 3 assists, a career-best 4 blocks and 2 steals vs. Tennessee State
- Named to the Wooden Award Preseason Top 50 list and the preseason All-WCC Team

In 2011-12

- Named to the All-West Coast Conference Team and NABC All-District 9 Second Team
- WCC Player of the Week Jan. 2 and Feb. 6
- Named Comeback Player of the Year at the Y Awards and Outstanding Player at team banquet

Other

- Mother is Linda Kathleen Davies and has one brother and one sister
- Played for Craig Drury at Provo High School where he helped lead the Bulldogs to state titles as a sophomore and junior and a second-place finish as a senior

2012-13 SEASON HIGHS

PTS	16, Tennessee State – 11/9/12
1st H	6, Tennessee State – 11/9/12
2nd H	10, Tennessee State – 11/9/12
REB	7, Tennessee State – 11/9/12
AST	3, Tennessee State – 11/9/12
STL	2, Tennessee State – 11/9/12
BLK	4, Tennessee State – 11/9/12
FGM	7, Tennessee State – 11/9/12
FGA	9, Tennessee State – 11/9/12
3PM	—
3PA	—
FTM	2, Tennessee State – 11/9/12
FTA	4, Tennessee State – 11/9/12

CAREER HIGHS

PTS	29, at Pepperdine – 1/21/12
REB	22, San Diego – 12/31/11
AST	6, 2 times, last, vs. USF – 1/7/12
STL	8, at Portland – 2/4/12
BLK	4, Tennessee State – 11/9/12
FGM	11, at Saint Mary's -- 12/29/11
FGA	18, 3 times, last at Gonzaga – 2/23/12
3PM	1, vs. San Diego – 3/2/12
3PA	1, 4 times, last vs. Marquette – 3/15/12
FTM	15, at Pepperdine – 1/21/12
FTA	18, at Pepperdine – 1/21/12

MISCELLANEOUS

	12-13	Career
Double-Figure PTS	1 (1-0)	56 (46-10)
20-plus Pts	0 (0-0)	11 (9-2)
Double-Figure REB	0 (0-0)	13 (10-3)
Double-Doubles	0 (0-0)	13 (10-3)
3-plus STL	0 (0-0)	7 (4-3)
3-plus BLK	1 (1-0)	5 (5-0)
3-plus 3-point FG	0 (0-0)	0 (0-0)
Scoring Leader	0 (0-0)	12 (7-5)
Rebound Leader	1 (1-0)	31 (23-8)
Assist Leader	0 (0-0)	5 (5-0)

2012-13 GAME-BY-GAME


Opponent	Date	GS	Min	FG	FGA	Pct	3FG	FGA	Pct	FT	FTA	Pct	Off	Def	TR	Avg	PF	FO	A	TO	Blk	Stl	Pts	Avg	
TENNESSEE STATE	11/09/12	*	31	7	9	.778	0	0	.000	2	4	.500	0	7	7	7.0	4	0	3	5	4	2	16	16.0	
GEORGIA STATE	11/13/12																								
vs. Florida State	11/16/12																								
TBD	11/17/12																								
UTSA	11/21/12																								
CS NORTHRIDGE	11/24/12																								
vs. Montana	11/28/12																								
at Iowa State	12/01/12																								
UTAH STATE	12/05/12																								
UTAH	12/08/12																								
at Weber State	12/15/12																								
EASTERN NM	12/18/12																								
at Baylor	12/21/12																								
NORTHERN ARIZONA	12/27/12																								
vs. Virginia Tech	12/29/12																								
LMU	01/03/13																								
at San Francisco	01/05/13																								
PEPPERDINE	01/10/13																								
at Santa Clara	01/12/13																								
SAINT MARY'S	01/16/13																								
SAN DIEGO	01/19/13																								
at Gonzaga	01/24/13																								
at Portland	01/26/13																								
at Pepperdine	01/31/13																								
SANTA CLARA	02/02/13																								
at San Diego	02/07/13																								
SAN FRANCISCO	02/09/13																								
PORTLAND	02/16/13																								
at Saint Mary's	02/21/13																								
GONZAGA	02/28/13																								
at LMU	03/02/13																								
Totals			1	31	7	9	.778	0	0	.000	2	4	.500	0	7	7	7.0	4	0	3	5	4	2	16	16.0

CAREER STATISTICS (ALL GAMES)

Year	GP	GS	Min	Avg	FG	FGA	Pct	3FG	FGA	Pct	FT	FTA	Pct	Off	Def	TR	Avg	PF	FO	A	TO	Blk	Stl	Pts	Avg
2009-10	35	1	474	13.5	69	128	.539	0	1	.000	50	88	.568	30	74	104	3.0	91	1	9	47	14	13	188	5.4
2010-11	29	26	721	24.9	115	219	.525	0	0	.000	93	138	.674	63	117	180	6.2	90	4	43	44	27	20	323	11.1
2011-12	35	35	1002	28.6	196	380	.516	1	3	.333	139	210	.662	79	190	269	7.7	114	4	73	100	47	51	532	15.2
2012-13	1	1	31	31.0	7	9	.778	0	0	.000	2	4	.500	0	7	7	7.0	4	0	3	5	4	2	16	16.0
TOTAL	100	63	2228	22.3	387	736	.526	1	4	.250	284	440	.645	172	388	560	5.6	299	9	128	196	92	86	1059	10.6

CAREER STATISTICS (CONFERENCE GAMES)

Year	GP	GS	Min	Avg	FG	FGA	Pct	3FG	FGA	Pct	FT	FTA	Pct	Off	Def	TR	Avg	PF	FO	A	TO	Blk	Stl	Pts	Avg
2009-10	15	0	187	12.5	29	63	.460	0	1	.000	22	41	.537	13	35	48	3.2	35	0	3	21	5	6	80	5.3
2010-11	14	14	395	28.2	54	111	.486	0	0	.000	51	74	.689	30	72	102	7.3	46	2	29	25	16	13	159	11.4
2011-12	16	16	491	30.7	103	191	.539	0	0	.000	82	121	.678	37	92	129	8.1	54	2	35	55	25	29	288	18.0
TOTAL	45	30	1073	23.8	186	365	.510	0	1	.000	155	236	.657	80	199	279	6.2	135	4	67	101	46	48	527	11.7



1 — RAUL DELGADO 6-2 • 195 • JUNIOR • GUARD • CHIHUAHUA, MEXICO (WESTERN NEBRASKA CC)

2012-13 SEASON — PPG: 0.0 RPG: 0.0 APG: 0.0 SPG: 1.0 BPG: .000 FG%: .000 3FG%: .000 FT%: .000

Last Time Out

- Posted 1 steal vs. Tennessee State in first career action at BYU

In 2012-13

- Posted 1 steal vs. Tennessee State in first career action at BYU

Before BYU

- Played two seasons at Western Nebraska Community College for Russell Beck and was a team captain
- As a sophomore in 2011-12 led WNCC to a 26-7 record, averaged 18.3 points, 3.2 rebounds and 1.8 steals per game while shooting .485 from the field, .433 from three and .768 from the free throw line
- Hit 93 3-pointers on the season and posted season highs of 45 points, 12 threes, 7 assists and 6 steals

Scan for Delgado's bio on BYUcougars.com



Other

- Parents are Luis Raul Delgado Torres and Maria de Los Angeles Cruz Muños
- Has one sister
- Lived with his adoptive family, David and Cheri Ereksen and their five children, when he came to the United States

2012-13 SEASON HIGHS

PTS	—
1st H	—
2nd H	—
REB	—
AST	—
STL	1, Tennessee State – 11/9/12
BLK	—
FGM	—
FGA	—
3PM	—
3PA	—
FTM	—
FTA	—

MISCELLANEOUS

	12-13	Career
Double-Figure PTS	0 (0-0)	0 (0-0)
20-plus Pts	0 (0-0)	0 (0-0)
Double-Figure REB	0 (0-0)	0 (0-0)
Double-Doubles	0 (0-0)	0 (0-0)
3-plus STL	0 (0-0)	0 (0-0)
3-plus BLK	0 (0-0)	0 (0-0)
3-plus 3-point FG	0 (0-0)	0 (0-0)
Scoring Leader	0 (0-0)	0 (0-0)
Rebound Leader	0 (0-0)	0 (0-0)
Assist Leader	0 (0-0)	0 (0-0)

2012-13 GAME-BY-GAME

Opponent	Date	GS	Min	FG	FGA	Pct	3FG	FGA	Pct	FT	FTA	Pct	Off	Def	TR	Avg	PF	FO	A	TO	Blk	Stl	Pts	Avg	
TENNESSEE STATE	11/09/12		5	0	0	.000	0	0	.000	0	0	.000	0	0	0	0.0	0	0	0	0	0	1	0	0.0	
GEORGIA STATE	11/13/12																								
vs. Florida State	11/16/12																								
TBD	11/17/12																								
UTSA	11/21/12																								
CS NORTHRIDGE	11/24/12																								
vs. Montana	11/28/12																								
at Iowa State	12/01/12																								
UTAH STATE	12/05/12																								
UTAH	12/08/12																								
at Weber State	12/15/12																								
EASTERN NM	12/18/12																								
at Baylor	12/21/12																								
NORTHERN ARIZONA	12/27/12																								
vs. Virginia Tech	12/29/12																								
LMU	01/03/13																								
at San Francisco	01/05/13																								
PEPPERDINE	01/10/13																								
at Santa Clara	01/12/13																								
SAINT MARY'S	01/16/13																								
SAN DIEGO	01/19/13																								
at Gonzaga	01/24/13																								
at Portland	01/26/13																								
at Pepperdine	01/31/13																								
SANTA CLARA	02/02/13																								
at San Diego	02/07/13																								
SAN FRANCISCO	02/09/13																								
PORTLAND	02/16/13																								
at Saint Mary's	02/21/13																								
GONZAGA	02/28/13																								
at LMU	03/02/13																								
Totals			0	5	0	0	.000	0	0	.000	0	0	.000	0	0	0	0.0	0	0	0	0	0	1	0	0.0

CAREER STATISTICS (ALL GAMES)

Year	GP	GS	Min	Avg	FG	FGA	Pct	3FG	FGA	Pct	FT	FTA	Pct	Off	Def	TR	Avg	PF	FO	A	TO	Blk	Stl	Pts	Avg
2012-13	1	0	5	5.0	0	0	.000	0	0	.000	0	0	.000	0	0	0	0.0	0	0	0	0	0	1	0	0.0
TOTAL	1	0	5	5.0	0	0	.000	0	0	.000	0	0	.000	0	0	0	0.0	0	0	0	0	0	1	0	0.0

CAREER STATISTICS (CONFERENCE GAMES)

Year	GP	GS	Min	Avg	FG	FGA	Pct	3FG	FGA	Pct	FT	FTA	Pct	Off	Def	TR	Avg	PF	FO	A	TO	Blk	Stl	Pts	Avg
2012-13	0	0	0	0.0	0	0	.000	0	0	.000	0	0	.000	0	0	0	0.0	0	0	0	0	0	0	0	0.0
TOTAL	0	0	0	0.0	0	0	.000	0	0	.000	0	0	.000	0	0	0	0.0	0	0	0	0	0	0	0	0.0



2 — CRAIG CUSICK

6-2 • 185 • SENIOR • GUARD • OREM, UTAH (UTAH)

2012-13 SEASON — PPG: 6.0 RPG: 4.0 APG: 4.0 SPG: 0.0 BPG: 0.0 FG%: .500 3FG%: 1.000 FT%: .200

Last Time Out

- Scored 6 points and added 4 rebounds and 4 assists against Tennessee State

In 2012-13

- Scored 6 points and added 4 rebounds and 4 assists against Tennessee State

In 2011-12

- Named Academic All-WCC and received Silver Honors on the WCC Commissioner's Honor Roll
- Named to the NABC Honors Court
- Received the Sixth Man Award at the team banquet
- Posted season highs of 12 points, 4 rebounds, 8 assists and 4 steals
- Played in every game and started three

Scan for Cusick's bio on BYUcougars.com



Other

- Parents are Randy and Debbie Cusick
- Wife's name is Sadie
- Has three sisters and one brother

2012-13 SEASON HIGHS

PTS	6, Tennessee State – 11/9/12
1st H	2, Tennessee State – 11/9/12
2nd H	4, Tennessee State – 11/9/12
REB	4, Tennessee State – 11/9/12
AST	4, Tennessee State – 11/9/12
STL	—
BLK	—
FGM	2, Tennessee State – 11/9/12
FGA	4, Tennessee State – 11/9/12
3PM	1, Tennessee State – 11/9/12
3PA	1, Tennessee State – 11/9/12
FTM	1, Tennessee State – 11/9/12
FTA	5, Tennessee State – 11/9/12

CAREER HIGHS

PTS	12, at Portland – 2/4/12
REB	5, vs. Iona – 3/13/12
AST	8, 2 times, last vs. Iona – 3/13/12
STL	4, at Portland – 2/4/12
BLK	—
FGM	4, at Portland – 2/4/12
FGA	9, at Portland – 2/4/12
3PM	3, twice, last vs. Marquette – 3/15/12
3PA	5, twice, last vs. Marquette – 3/15/12
FTM	4, twice, last at Pepperdine – 1/21/12
FTA	6, at Pepperdine – 1/21/12

MISCELLANEOUS

	12-13	Career
Double-Figure PTS	0 (0-0)	3 (2-1)
20-plus Pts	0 (0-0)	0 (0-0)
Double-Figure REB	0 (0-0)	0 (0-0)
Double-Doubles	0 (0-0)	0 (0-0)
3-plus STL	0 (0-0)	1 (1-0)
3-plus BLK	0 (0-0)	0 (0-0)
3-plus 3-point FG	0 (0-0)	2 (1-1)
Scoring Leader	0 (0-0)	0 (0-0)
Rebound Leader	0 (0-0)	0 (0-0)
Assist Leader	0 (0-0)	6 (3-3)

2012-13 GAME-BY-GAME

Opponent	Date	GS	Min	FG	FGA	Pct	3FG	FGA	Pct	FT	FTA	Pct	Off	Def	TR	Avg	PF	FO	A	TO	Blk	Stl	Pts	Avg	
TENNESSEE STATE	11/09/12		22	2	4	.500	1	1	1.000	1	5	.200	0	4	4	4.0	0	0	4	3	0	0	6	6.0	
GEORGIA STATE	11/13/12																								
vs. Florida State	11/16/12																								
TBD	11/17/12																								
UTSA	11/21/12																								
CS NORTHRIDGE	11/24/12																								
vs. Montana	11/28/12																								
at Iowa State	12/01/12																								
UTAH STATE	12/05/12																								
UTAH	12/08/12																								
at Weber State	12/15/12																								
EASTERN NM	12/18/12																								
at Baylor	12/21/12																								
NORTHERN ARIZONA	12/27/12																								
vs. Virginia Tech	12/29/12																								
LMU	01/03/13																								
at San Francisco	01/05/13																								
PEPPERDINE	01/10/13																								
at Santa Clara	01/12/13																								
SAINT MARY'S	01/16/13																								
SAN DIEGO	01/19/13																								
at Gonzaga	01/24/13																								
at Portland	01/26/13																								
at Pepperdine	01/31/13																								
SANTA CLARA	02/02/13																								
at San Diego	02/07/13																								
SAN FRANCISCO	02/09/13																								
PORTLAND	02/16/13																								
at Saint Mary's	02/21/13																								
GONZAGA	02/28/13																								
at LMU	03/02/13																								
Totals			0	22	2	4	.500	1	1	1.000	1	5	.200	0	4	4	4.0	0	0	4	3	0	0	6	6.0

CAREER STATISTICS (ALL GAMES)

Year	GP	GS	Min	Avg	FG	FGA	Pct	3FG	FGA	Pct	FT	FTA	Pct	Off	Def	TR	Avg	PF	FO	A	TO	Blk	Stl	Pts	Avg
2011-12	35	3	588	16.8	33	89	.371	22	58	.379	22	34	.647	5	47	52	1.5	39	0	74	25	0	29	110	3.1
2012-13	1	0	22	22.0	2	4	.500	1	1	1.000	1	5	.200	0	4	4	4.0	0	0	4	3	0	0	6	6.0
TOTAL	36	3	610	16.9	35	93	.376	23	59	.390	23	39	.590	5	51	56	1.6	39	0	78	28	0	29	116	3.2

CAREER STATISTICS (CONFERENCE GAMES)

Year	GP	GS	Min	Avg	FG	FGA	Pct	3FG	FGA	Pct	FT	FTA	Pct	Off	Def	TR	Avg	PF	FO	A	TO	Blk	Stl	Pts	Avg
2011-12	16	0	286	17.9	18	49	.367	14	30	.467	10	16	.625	4	21	25	1.6	17	0	29	12	0	17	60	3.8
TOTAL	16	0	286	17.9	18	49	.367	14	30	.467	10	16	.625	4	21	25	1.6	17	0	29	12	0	17	60	3.8



3 — TYLER HAWS

6-5 • 200 • SOPHOMORE • GUARD • ALPINE, UTAH (LONE PEAK HS)

2012-13 SEASON — PPG: 22.0 RPG: 4.0 APG: 1.0 SPG: 0.0 BPG: 0.0 FG%: .467 3FG%: .000 FT%: .889

Last Time Out

- Posted a game-high 22 points and added 4 rebounds and 1 assist vs. Tennessee State

In 2012-13

- Posted a game-high 22 points and added 4 rebounds and 1 assist vs. Tennessee State

In 2009-10

- Named to All-MWC Third Team, Academic All-MWC and HoopTV Las Vegas Classic All-Tournament Team
- Named Male Rookie of the Year at the Y Awards and was named team's Most Inspirational Player at the team banquet
- Averaged 11.3 points and 4.2 rebounds and shot .498 from the field, .368 from three and .917 from the free throw line — a school record
- Posted season highs of 24 points, 11 rebounds, 6 assists, 4 steals and 2 blocks

Scan for Cusick's bio on BYUcougars.com



Other

- Named 5A state MVP as a junior and senior by the Salt Lake Tribune and as a sophomore by the Deseret News
- Led Lone Peak to state titles as a sophomore and junior and a second-place finish as a senior
- Parents are Marty and Tiffanie Haws

2012-13 SEASON HIGHS

PTS	22, Tennessee State – 11/9/12
1st H	12, Tennessee State – 11/9/12
2nd H	10, Tennessee State – 11/9/12
REB	4, Tennessee State – 11/9/12
AST	1, Tennessee State – 11/9/12
STL	—
BLK	—
FGM	7, Tennessee State – 11/9/12
FGA	15, Tennessee State – 11/9/12
3PM	—
3PA	2, Tennessee State – 11/9/12
FTM	8, Tennessee State – 11/9/12
FTA	9, Tennessee State – 11/9/12

CAREER HIGHS

PTS	24, Wyoming – 1/20/10
REB	11, twice, last, at UTEP – 1/9/10
AST	6, Idaho State – 11/17/09
STL	4, Air Force – 2/13/10
BLK	2, Idaho State – 11/17/09
FGM	8, Wyoming – 1/20/10
FGA	15, twice, last Tenn. St. – 11/9/12
3PM	4, Wyoming – 1/20/10
3PA	8, New Mexico – 2/27/10
FTM	10, at Wyoming – 2/20/10
FTA	10, twice, last, at Wyoming – 2/20/10

MISCELLANEOUS

	12-13	Career
Double-Figure PTS	1 (1-0)	22 (20-2)
20-plus Pts	1 (1-0)	5 (5-0)
Double-Figure REB	0 (0-0)	2 (2-0)
Double-Doubles	0 (0-0)	2 (2-0)
3-plus STL	0 (0-0)	2 (2-0)
3-plus BLK	0 (0-0)	0 (0-0)
3-plus 3-point FG	0 (0-0)	4 (3-1)
Scoring Leader	1 (1-0)	6 (6-0)
Rebound Leader	0 (0-0)	8 (7-1)
Assist Leader	0 (0-0)	3 (3-0)

2012-13 GAME-BY-GAME

Opponent	Date	GS	Min	FG	FGA	Pct	3FG	FGA	Pct	FT	FTA	Pct	Off	Def	TR	Avg	PF	FO	A	TO	Blk	Stl	Pts	Avg	
TENNESSEE STATE	11/09/12	*	30	7	15	.467	0	2	.000	8	9	.889	0	4	4	4.0	1	0	1	1	0	0	22	22.0	
GEORGIA STATE	11/13/12																								
vs. Florida State	11/16/12																								
TBD	11/17/12																								
UTSA	11/21/12																								
CS NORTHRIDGE	11/24/12																								
vs. Montana	11/28/12																								
at Iowa State	12/01/12																								
UTAH STATE	12/05/12																								
UTAH	12/08/12																								
at Weber State	12/15/12																								
EASTERN NM	12/18/12																								
at Baylor	12/21/12																								
NORTHERN ARIZONA	12/27/12																								
vs. Virginia Tech	12/29/12																								
LMU	01/03/13																								
at San Francisco	01/05/13																								
PEPPERDINE	01/10/13																								
at Santa Clara	01/12/13																								
SAINT MARY'S	01/16/13																								
SAN DIEGO	01/19/13																								
at Gonzaga	01/24/13																								
at Portland	01/26/13																								
at Pepperdine	01/31/13																								
SANTA CLARA	02/02/13																								
at San Diego	02/07/13																								
SAN FRANCISCO	02/09/13																								
PORTLAND	02/16/13																								
at Saint Mary's	02/21/13																								
GONZAGA	02/28/13																								
at LMU	03/02/13																								
Totals			1	30	7	15	.467	0	2	.000	8	9	.889	0	4	4	4.0	1	0	1	1	0	0	22	22.0

CAREER STATISTICS (ALL GAMES)

Year	GP	GS	Min	Avg	FG	FGA	Pct	3FG	FGA	Pct	FT	FTA	Pct	Off	Def	TR	Avg	PF	FO	A	TO	Blk	Stl	Pts	Avg
2009-10	35	33	924	26.4	131	263	.498	25	68	.368	110	120	.917	49	97	146	4.2	53	0	54	41	5	26	397	11.3
2012-13	1	1	30	30.0	7	15	.467	0	2	.000	8	9	.889	0	4	4	4.0	1	0	1	1	0	0	22	22.0
TOTAL	36	34	954	26.5	138	278	.496	25	70	.357	118	129	.915	49	101	150	4.2	54	0	55	42	5	26	419	11.6

CAREER STATISTICS (CONFERENCE GAMES)

Year	GP	GS	Min	Avg	FG	FGA	Pct	3FG	FGA	Pct	FT	FTA	Pct	Off	Def	TR	Avg	PF	FO	A	TO	Blk	Stl	Pts	Avg
2009-10	16	16	424	26.5	57	129	.442	14	37	.378	51	55	.927	24	40	64	4.0	18	0	28	18	2	13	179	11.2
TOTAL	16	16	424	26.5	57	129	.442	14	37	.378	51	55	.927	24	40	64	4.0	18	0	28	18	2	13	179	11.2



5 — AGUSTIN AMBROSINO 6-8 • 225 • JUNIOR • FORWARD • CORDOBA, ARGENTINA (SALT LAKE CC)

2012-13 SEASON — PPG: 3.0 RPG: 0.0 APG: 0.0 SPG: 0.0 BPG: 0.0 FG%: .500 3FG%: .500 FT%: .000

Last Time Out

- Post 3 points in his BYU debut vs. Tennessee State

In 2012-13

- Post 3 points in his BYU debut vs. Tennessee State

Before BYU

- Played at Salt Lake Community College for Todd Phillips in 2011-12
- Averaged 9.6 points and 5.3 rebounds while shooting .498 from the field, .438 from three and .778 from the free throw line as SLCC went 22-9
- Posted season highs of 22 points and 10 rebounds
- Earned All-SWAC honors

Other

- Parents are Nestor Ambrosino and Maria Alejandra Noriega
- His father Nestor played minor league basketball in Argentina
- Has two sisters

Scan for Ambrosino's bio on BYUcougars.com



2012-13 SEASON HIGHS

PTS	3, Tennessee State – 11/9/12
1st H	3, Tennessee State – 11/9/12
2nd H	—
REB	—
AST	—
STL	—
BLK	—
FGM	1, Tennessee State – 11/9/12
FGA	2, Tennessee State – 11/9/12
3PM	1, Tennessee State – 11/9/12
3PA	2, Tennessee State – 11/9/12
FTM	—
FTA	—

MISCELLANEOUS

	12-13	Career
Double-Figure PTS	0 (0-0)	0 (0-0)
20-plus Pts	0 (0-0)	0 (0-0)
Double-Figure REB	0 (0-0)	0 (0-0)
Double-Doubles	0 (0-0)	0 (0-0)
3-plus STL	0 (0-0)	0 (0-0)
3-plus BLK	0 (0-0)	0 (0-0)
3-plus 3-point FG	0 (0-0)	0 (0-0)
Scoring Leader	0 (0-0)	0 (0-0)
Rebound Leader	0 (0-0)	0 (0-0)
Assist Leader	0 (0-0)	0 (0-0)

2012-13 GAME-BY-GAME


Opponent	Date	GS	Min	FG	FGA	Pct	3FG	FGA	Pct	FT	FTA	Pct	Off	Def	TR	Avg	PF	FO	A	TO	Blk	Stl	Pts	Avg
TENNESSEE STATE	11/09/12		5	1	2	.500	1	2	.500	0	0	.000	0	0	0	0.0	1	0	0	0	0	0	3	3.0
GEORGIA STATE	11/13/12																							
vs. Florida State	11/16/12																							
TBD	11/17/12																							
UTSA	11/21/12																							
CS NORTHRIDGE	11/24/12																							
vs. Montana	11/28/12																							
at Iowa State	12/01/12																							
UTAH STATE	12/05/12																							
UTAH	12/08/12																							
at Weber State	12/15/12																							
EASTERN NM	12/18/12																							
at Baylor	12/21/12																							
NORTHERN ARIZONA	12/27/12																							
vs. Virginia Tech	12/29/12																							
LMU	01/03/13																							
at San Francisco	01/05/13																							
PEPPERDINE	01/10/13																							
at Santa Clara	01/12/13																							
SAINT MARY'S	01/16/13																							
SAN DIEGO	01/19/13																							
at Gonzaga	01/24/13																							
at Portland	01/26/13																							
at Pepperdine	01/31/13																							
SANTA CLARA	02/02/13																							
at San Diego	02/07/13																							
SAN FRANCISCO	02/09/13																							
PORTLAND	02/16/13																							
at Saint Mary's	02/21/13																							
GONZAGA	02/28/13																							
at LMU	03/02/13																							
Totals			0	5	1	2	.500	1	2	.500	0	0	.000	0	0	0	0.0	1	0	0	0	0	3	3.0

CAREER STATISTICS (ALL GAMES)

Year	GP	GS	Min	Avg	FG	FGA	Pct	3FG	FGA	Pct	FT	FTA	Pct	Off	Def	TR	Avg	PF	FO	A	TO	Blk	Stl	Pts	Avg
2012-13	1	0	5	5.0	1	2	.500	1	2	.500	0	0	.000	0	0	0	0.0	1	0	0	0	0	0	3	3.0
TOTAL	1	0	5	5.0	1	2	.500	1	2	.500	0	0	.000	0	0	0	0.0	1	0	0	0	0	0	3	3.0

CAREER STATISTICS (CONFERENCE GAMES)

Year	GP	GS	Min	Avg	FG	FGA	Pct	3FG	FGA	Pct	FT	FTA	Pct	Off	Def	TR	Avg	PF	FO	A	TO	Blk	Stl	Pts	Avg
2012-13	0	0	0	0.0	0	0	.000	0	0	.000	0	0	.000	0	0	0	0.0	0	0	0	0	0	0	0	0.0
TOTAL	0	0	0	0.0	0	0	.000	0	0	.000	0	0	.000	0	0	0	0.0	0	0	0	0	0	0	0	0.0



10 — MATT CARLINO 6-2 • 175 • SOPHOMORE • GUARD • SCOTTSDALE, ARIZ. (BLOOMINGTON SOUTH HS)

2012-13 SEASON — PPG: 9.0 RPG: 5.0 APG: 10.0 SPG: 1.0 BPG: 0.0 FG%: .500 3FG%: .000 FT%: .750

Last Time Out

- Posted 9 points, 10 assists and 5 rebounds vs. Tennessee State

Scan for Carlino's bio on BYUcougars.com



In 2012-13

- Posted 9 points, 10 assists and 5 rebounds vs. Tennessee State

In 2011-12

- Named All-WCC Honorable Mention and to the WCC All-Freshman Team
- Averaged 12.2 points, 4.6 assists, 3.0 rebounds and 1.4 steals and started in 24 of 25 games played
- Posted season highs of 30 points, 7 rebounds, 11 assists and 4 steals
- In league games was 14th in scoring, 4th in assists, T-9th in steals, T-12th in 3-point FGs and 3rd in assist/turnover ratio
- Had 3-plus threes 7 times, 3-plus steals 6 times and 20-plus points 3 times

Other

- Redshirted at BYU in 2010-11 after transferring from UCLA
- Lists former Utah Jazz great, John Stockton, and New York Yankees' closer Mariano Rivera as his sports heroes
- Led Bloomington South to a 23-1 record while averaging 13.4 points, 5.9 rebounds and 4.3 assists per game

2012-13 SEASON HIGHS

PTS	9, Tennessee State – 11/9/12
1st H	0, Tennessee State – 11/9/12
2nd H	9, Tennessee State – 11/9/12
REB	5, Tennessee State – 11/9/12
AST	10, Tennessee State – 11/9/12
STL	1, Tennessee State – 11/9/12
BLK	—
FGM	3, Tennessee State – 11/9/12
FGA	6, Tennessee State – 11/9/12
3PM	—
3PA	3, Tennessee State – 11/9/12
FTM	3, Tennessee State – 11/9/12
FTA	4, Tennessee State – 11/9/12

CAREER HIGHS

PTS	30, at San Francisco – 2/16/12
REB	7, twice, last at San Diego – 1/16/12
AST	11, Buffalo – 12/20/11
STL	4, at San Francisco – 2/16/12
BLK	1, 7 times, last vs. San Diego – 3/2/12
FGM	13, at San Francisco – 2/16/12
FGA	23, at Gonzaga – 2/23/12
3PM	4, twice, last at USF – 2/16/12
3PA	9, at Gonzaga – 2/23/12
FTM	7, at Portland – 2/4/12
FTA	8, at Portland – 2/4/12

MISCELLANEOUS

	12-13	Career
Double-Figure PTS	0 (0-0)	15 (10-5)
20-plus Pts	0 (0-0)	3 (3-0)
Double-Figure REB	0 (0-0)	0 (0-0)
Double-Doubles	0 (0-0)	1 (1-0)
3-plus STL	0 (0-0)	6 (6-0)
3-plus BLK	0 (0-0)	0 (0-0)
3-plus 3-point FG	0 (0-0)	7 (4-3)
Scoring Leader	0 (0-0)	4 (2-2)
Rebound Leader	0 (0-0)	0 (0-0)
Assist Leader	1 (1-0)	17 (12-5)

2012-13 GAME-BY-GAME


Opponent	Date	GS	Min	FG	FGA	Pct	3FG	FGA	Pct	FT	FTA	Pct	Off	Def	TR	Avg	PF	FO	A	TO	Blk	Stl	Pts	Avg	
TENNESSEE STATE	11/09/12	*	30	3	6	.500	0	3	.000	3	4	.750	0	5	5	5.0	2	0	10	4	0	1	9	9.0	
GEORGIA STATE	11/13/12																								
vs. Florida State	11/16/12																								
TBD	11/17/12																								
UTSA	11/21/12																								
CS NORTHRIDGE	11/24/12																								
vs. Montana	11/28/12																								
at Iowa State	12/01/12																								
UTAH STATE	12/05/12																								
UTAH	12/08/12																								
at Weber State	12/15/12																								
EASTERN NM	12/18/12																								
at Baylor	12/21/12																								
NORTHERN ARIZONA	12/27/12																								
vs. Virginia Tech	12/29/12																								
LMU	01/03/13																								
at San Francisco	01/05/13																								
PEPPERDINE	01/10/13																								
at Santa Clara	01/12/13																								
SAINT MARY'S	01/16/13																								
SAN DIEGO	01/19/13																								
at Gonzaga	01/24/13																								
at Portland	01/26/13																								
at Pepperdine	01/31/13																								
SANTA CLARA	02/02/13																								
at San Diego	02/07/13																								
SAN FRANCISCO	02/09/13																								
PORTLAND	02/16/13																								
at Saint Mary's	02/21/13																								
GONZAGA	02/28/13																								
at LMU	03/02/13																								
Totals			1	30	3	6	.500	0	3	.000	3	4	.750	0	5	5	5.0	2	0	10	4	0	1	9	9.0

CAREER STATISTICS (ALL GAMES)

Year	GP	GS	Min	Avg	FG	FGA	Pct	3FG	FGA	Pct	FT	FTA	Pct	Off	Def	TR	Avg	PF	FO	A	TO	Blk	Stl	Pts	Avg
2011-12	25	24	692	27.7	110	274	.401	41	124	.331	44	58	.759	9	66	75	3.0	58	2	115	75	7	36	305	12.2
2012-13	1	1	30	30.0	3	6	.500	0	3	.000	3	4	.750	0	5	5	5.0	2	0	10	4	0	1	9	9.0
TOTAL	26	25	722	27.8	113	280	.404	41	127	.323	47	62	.758	9	71	80	3.1	60	2	125	79	7	37	314	12.1

CAREER STATISTICS (CONFERENCE GAMES)

Year	GP	GS	Min	Avg	FG	FGA	Pct	3FG	FGA	Pct	FT	FTA	Pct	Off	Def	TR	Avg	PF	FO	A	TO	Blk	Stl	Pts	Avg
2011-12	16	16	437	27.3	72	177	.407	23	77	.299	29	41	.707	7	43	50	3.1	37	2	74	36	4	22	196	12.3
TOTAL	16	16	437	27.3	72	177	.407	23	77	.299	29	41	.707	7	43	50	3.1	37	2	74	36	4	22	196	12.3



12 — JOSH SHARP

6-7 • 185 • SOPHOMORE • FORWARD • HIGHLAND, UTAH (UTAH)

2012-13 SEASON — PPG: 7.0 RPG: 3.0 APG: 1.0 SPG: 0.0 BPG: 2.0 FG%: .600 3FG%: .000 FT%: .500

Last Time Out

- Posted 7 points, 3 rebounds and a career-high 2 blocks vs. Tennessee State

In 2012-13

- Posted 7 points, 3 rebounds and a career-high 2 blocks vs. Tennessee State

In 2011-12

- Played in 28 games
- Received Bronze Honors on the WCC Commissioner's Honor Roll
- Posted season highs of 5 points, 6 rebounds, 3 assists, 1 block and 1 steal
- Averaged 1.2 points and 1.4 rebounds

Scan for Sharp's bio on BYUcougars.com



2012-13 SEASON HIGHS

PTS	7, Tennessee State – 11/9/12
1st H	4, Tennessee State – 11/9/12
2nd H	3, Tennessee State – 11/9/12
REB	3, Tennessee State – 11/9/12
AST	1, Tennessee State – 11/9/12
STL	—
BLK	2, Tennessee State – 11/9/12
FGM	3, Tennessee State – 11/9/12
FGA	5, Tennessee State – 11/9/12
3PM	—
3PA	—
FTM	1, Tennessee State – 11/9/12
FTA	2, Tennessee State – 11/9/12

CAREER HIGHS

PTS	7, Tennessee State – 11/9/12
REB	6, twice, last, PVAMU – 11/22/11
AST	3, Longwood – 11/18/11
STL	1, 3 times, last, San Diego – 12/31/11
BLK	2, Tennessee State – 11/9/12
FGM	3, Tennessee State – 11/9/12
FGA	5, Tennessee State – 11/9/12
3PM	1, Prairie View A&M – 11/22/11
3PA	1, four times, last, CSUSM – 1/27/11
FTM	3, Pepperdine – 2/11/12
FTA	4, twice, last, Pepperdine – 2/11/12

MISCELLANEOUS

	12-13	Career
Double-Figure PTS	0 (0-0)	0 (0-0)
20-plus Pts	0 (0-0)	0 (0-0)
Double-Figure REB	0 (0-0)	0 (0-0)
Double-Doubles	0 (0-0)	0 (0-0)
3-plus STL	0 (0-0)	0 (0-0)
3-plus BLK	0 (0-0)	0 (0-0)
3-plus 3-point FG	0 (0-0)	0 (0-0)
Scoring Leader	0 (0-0)	0 (0-0)
Rebound Leader	0 (0-0)	0 (0-0)
Assist Leader	0 (0-0)	0 (0-0)

2012-13 GAME-BY-GAME

Opponent	Date	GS	Min	FG	FGA	Pct	3FG	FGA	Pct	FT	FTA	Pct	Off	Def	TR	Avg	PF	FO	A	TO	Blk	Stl	Pts	Avg	
TENNESSEE STATE	11/09/12	*	26	3	5	.600	0	0	.000	1	2	.500	1	2	3	3.0	3	0	1	3	2	0	7	7.0	
GEORGIA STATE	11/13/12																								
vs. Florida State	11/16/12																								
TBD	11/17/12																								
UTSA	11/21/12																								
CS NORTHRIDGE	11/24/12																								
vs. Montana	11/28/12																								
at Iowa State	12/01/12																								
UTAH STATE	12/05/12																								
UTAH	12/08/12																								
at Weber State	12/15/12																								
EASTERN NM	12/18/12																								
at Baylor	12/21/12																								
NORTHERN ARIZONA	12/27/12																								
vs. Virginia Tech	12/29/12																								
LMU	01/03/13																								
at San Francisco	01/05/13																								
PEPPERDINE	01/10/13																								
at Santa Clara	01/12/13																								
SAINT MARY'S	01/16/13																								
SAN DIEGO	01/19/13																								
at Gonzaga	01/24/13																								
at Portland	01/26/13																								
at Pepperdine	01/31/13																								
SANTA CLARA	02/02/13																								
at San Diego	02/07/13																								
SAN FRANCISCO	02/09/13																								
PORTLAND	02/16/13																								
at Saint Mary's	02/21/13																								
GONZAGA	02/28/13																								
at LMU	03/02/13																								
Totals			1	26	3	5	.600	0	0	.000	1	2	.500	1	2	3	3.0	3	0	1	3	2	0	7	7.0

CAREER STATISTICS (ALL GAMES)

Year	GP	GS	Min	Avg	FG	FGA	Pct	3FG	FGA	Pct	FT	FTA	Pct	Off	Def	TR	Avg	PF	FO	A	TO	Blk	Stl	Pts	Avg
2011-12	28	0	197	7.0	9	23	.391	1	5	.200	14	23	.609	16	22	38	1.4	21	0	12	12	3	4	33	1.2
2012-13	1	1	26	26.0	3	5	.600	0	0	.000	1	2	.500	1	2	3	3.0	3	0	1	3	2	0	7	7.0
TOTAL	29	1	223	7.7	12	28	.429	1	5	.200	15	25	.600	17	24	41	1.4	24	0	13	15	5	4	40	1.4

CAREER STATISTICS (CONFERENCE GAMES)

Year	GP	GS	Min	Avg	FG	FGA	Pct	3FG	FGA	Pct	FT	FTA	Pct	Off	Def	TR	Avg	PF	FO	A	TO	Blk	Stl	Pts	Avg
2011-12	13	0	63	4.8	0	4	.000	0	1	.000	10	14	.714	6	4	10	0.8	7	0	3	2	3	2	10	0.8
TOTAL	13	0	63	4.8	0	4	.000	0	1	.000	10	14	.714	6	4	10	0.8	7	0	3	2	3	2	10	0.8



13 — BROCK ZYLSTRA

6-6 • 210 • SENIOR • GUARD • LA VERNE, CALIF. (BONITA HS)

2012-13 SEASON — PPG: 11.0 RPG: 4.0 APG: 1.0 SPG: 0.0 BPG: 0.0 FG%: .571 3FG%: .500 FT%: 1.000

Last Time Out

- Against Tennessee State posted 11 points, 4 rebounds and 1 assist and hit 2 threes

In 2012-13

- Against Tennessee State posted 11 points, 4 rebounds and 1 assist and hit 2 threes

In 2011-12

- Received the Most Improved Player Award at the team banquet
- Received Bronze Honors on the WCC Commissioner's Honor Roll
- Was 8th in the WCC in 3-point FG percentage, 10th in steals and 3-point FGs made and 15th in defensive rebounds
- Posted season highs of 26 points, 9 rebounds, 5 assists and 4 steals

Scan for Zylstra's bio on BYUcougars.com



Other

- Parents are Dave and Maxine Zylstra
- Wife's name is Sarah and they have a daughter, Sophia
- Served a mission for The Church of Jesus Christ of Latter-day Saints in New Zealand
- Averaged 22 points, 12 rebounds, three steals and one block per game as a senior at Bonita HS

2012-13 SEASON HIGHS

PTS	11, Tennessee State – 11/9/12
1st H	3, Tennessee State – 11/9/12
2nd H	8, Tennessee State – 11/9/12
REB	4, Tennessee State – 11/9/12
AST	1, Tennessee State – 11/9/12
STL	—
BLK	—
FGM	4, Tennessee State – 11/9/12
FGA	7, Tennessee State – 11/9/12
3PM	2, Tennessee State – 11/9/12
3PA	4, Tennessee State – 11/9/12
FTM	1, Tennessee State – 11/9/12
FTA	1, Tennessee State – 11/9/12

CAREER HIGHS

PTS	26, Buffalo -- 12/20/11
REB	9, Portland – 2/25/12
AST	5, UCSB -- 12/22/11
STL	4, twice, last, vs. San Diego – 3/2/12
BLK	1, 8 times, last, vs. Marquette – 3/15/12
FGM	9, Buffalo -- 12/20/11
FGA	16, Buffalo -- 12/20/11
3PM	6, vs. San Francisco – 1/7/12
3PA	10, Buffalo -- 12/20/11
FTM	6, at Portland – 2/4/12
FTA	9, at Portland – 2/4/12

MISCELLANEOUS

	12-13	Career
Double-Figure PTS	1 (1-0)	10 (10-0)
20-plus Pts	0 (0-0)	4 (4-0)
Double-Figure REB	0 (0-0)	0 (0-0)
Double-Doubles	0 (0-0)	0 (0-0)
3-plus STL	0 (0-0)	3 (2-1)
3-plus BLK	0 (0-0)	0 (0-0)
3-plus 3-point FG	0 (0-0)	7 (7-0)
Scoring Leader	0 (0-0)	4 (4-0)
Rebound Leader	0 (0-0)	2 (2-0)
Assist Leader	0 (0-0)	1 (0-1)

2012-13 GAME-BY-GAME

Opponent	Date	GS	Min	FG	FGA	Pct	3FG	FGA	Pct	FT	FTA	Pct	Off	Def	TR	Avg	PF	FO	A	TO	Blk	Stl	Pts	Avg	
TENNESSEE STATE	11/09/12	*	22	4	7	.571	2	4	.500	1	1	1.000	0	4	4	4.0	2	0	1	1	0	0	11	11.0	
GEORGIA STATE	11/13/12																								
vs. Florida State	11/16/12																								
TBD	11/17/12																								
UTSA	11/21/12																								
CS NORTHRIDGE	11/24/12																								
vs. Montana	11/28/12																								
at Iowa State	12/01/12																								
UTAH STATE	12/05/12																								
UTAH	12/08/12																								
at Weber State	12/15/12																								
EASTERN NM	12/18/12																								
at Baylor	12/21/12																								
NORTHERN ARIZONA	12/27/12																								
vs. Virginia Tech	12/29/12																								
LMU	01/03/13																								
at San Francisco	01/05/13																								
PEPPERDINE	01/10/13																								
at Santa Clara	01/12/13																								
SAINT MARY'S	01/16/13																								
SAN DIEGO	01/19/13																								
at Gonzaga	01/24/13																								
at Portland	01/26/13																								
at Pepperdine	01/31/13																								
SANTA CLARA	02/02/13																								
at San Diego	02/07/13																								
SAN FRANCISCO	02/09/13																								
PORTLAND	02/16/13																								
at Saint Mary's	02/21/13																								
GONZAGA	02/28/13																								
at LMU	03/02/13																								
Totals			1	22	4	7	.571	2	4	.500	1	1	1.000	0	4	4	4.0	2	0	1	1	0	0	11	11.0

CAREER STATISTICS (ALL GAMES)

Year	GP	GS	Min	Avg	FG	FGA	Pct	3FG	FGA	Pct	FT	FTA	Pct	Off	Def	TR	Avg	PF	FO	A	TO	Blk	Stl	Pts	Avg
2009-10	20	0	63	3.2	7	18	.389	0	3	.000	5	8	.625	2	11	13	0.7	4	0	2	4	1	1	19	1.0
2010-11	29	0	150	5.2	10	32	.313	6	22	.273	7	12	.583	5	19	24	0.8	13	0	9	4	0	8	33	1.1
2011-12	34	28	959	28.2	97	213	.455	50	133	.376	38	59	.644	32	115	147	4.3	60	0	64	48	7	40	282	8.3
2012-13	1	1	22	22.0	4	7	.571	2	4	.500	1	1	1.000	0	4	4	4.0	2	0	1	1	0	0	11	11.0
TOTAL	84	29	1194	14.2	118	270	.437	58	162	.358	51	80	.638	39	149	188	2.2	79	0	76	57	8	49	345	4.1

CAREER STATISTICS (CONFERENCE GAMES)

Year	GP	GS	Min	Avg	FG	FGA	Pct	3FG	FGA	Pct	FT	FTA	Pct	Off	Def	TR	Avg	PF	FO	A	TO	Blk	Stl	Pts	Avg
2009-10	8	0	24	3.0	3	7	.429	0	1	.000	2	4	.500	1	1	2	0.3	2	0	1	2	0	0	8	1.0
2010-11	11	0	40	3.6	2	7	.286	0	3	.000	3	7	.429	2	5	7	0.6	4	0	2	0	0	2	7	0.6
2011-12	15	9	426	28.4	41	88	.466	20	57	.351	20	33	.606	17	57	74	4.9	27	0	23	19	2	17	122	8.1
TOTAL	34	9	490	14.4	46	102	.451	20	61	.328	25	44	.568	20	63	83	2.4	33	0	26	21	2	19	137	4.0



20 — ANSON WINDER 6-3 • 195 • SOPHOMORE • GUARD • LAS VEGAS, NEV. (BISHOP GORMAN HS)

2012-13 SEASON — PPG: 0.0 RPG: 0.0 APG: 0.0 SPG: 0.0 BPG: 0.0 FG%: .000 3FG%: .000 FT%: .000

Last Time Out

- Did not play vs. Tennessee State due to a sprained ankle

In 2012-13

- Did not play vs. Tennessee State due to a sprained ankle

In 2011-12

- Started 15 times and played in 34 games
- Posted season highs of 20 points, 4 rebounds, 9 assists, 4 steals and 2 blocks
- Was 14th in the WCC in steals
- Was BYU's assist leader in 7 games, scored in double figures 5 times and had 3-plus steals 7 times

Scan for Winder's bio on BYUcougars.com



2012-13 SEASON HIGHS

PTS	—
1st H	—
2nd H	—
REB	—
AST	—
STL	—
BLK	—
FGM	—
FGA	—
3PM	—
3PA	—
FTM	—
FTA	—

CAREER HIGHS

PTS	20, Buffalo — 12/20/11
REB	6, at San Francisco — 2/16/12
AST	9, vs Northern Arizona — 11/30/11
STL	4, vs Nevada — 11/25/11
BLK	2, vs Northern Arizona — 11/30/11
FGM	7, Buffalo — 12/20/11
FGA	9, vs Nevada — 11/25/11
3PM	6, Buffalo — 12/20/11
3PA	7, twice, last, Pepperdine — 2/11/12
FTM	3, twice, last, UCSB — 12/22/11
FTA	5, Longwood — 11/18/11

MISCELLANEOUS

	12-13	Career
Double-Figure PTS	0 (0-0)	5 (5-0)
20-plus Pts	0 (0-0)	1 (1-0)
Double-Figure REB	0 (0-0)	0 (0-0)
Double-Doubles	0 (0-0)	0 (0-0)
3-plus STL	0 (0-0)	7 (5-2)
3-plus BLK	0 (0-0)	0 (0-0)
3-plus 3-point FG	0 (0-0)	2 (2-0)
Scoring Leader	0 (0-0)	0 (0-0)
Rebound Leader	0 (0-0)	1 (1-0)
Assist Leader	0 (0-0)	7 (7-0)

Other

- Parents are Chuck Winder and Teresa Williams
- Also recruited by Nevada, SMU, Portland, UC Riverside and Idaho
- Helped lead Bishop Gorman to back-to-back Nevada 4A state titles
- Averaged 17 points and seven boards as a senior and led Bishop Gorman to a 30-2 record

2012-13 GAME-BY-GAME

Opponent	Date	GS	Min	FG	FGA	Pct	3FG	FGA	Pct	FT	FTA	Pct	Off	Def	TR	Avg	PF	FO	A	TO	Blk	Stl	Pts	Avg
TENNESSEE STATE	11/09/12	DNP																						
GEORGIA STATE	11/13/12																							
vs. Florida State	11/16/12																							
TBD	11/17/12																							
UTSA	11/21/12																							
CS NORTHBRIDGE	11/24/12																							
vs. Montana	11/28/12																							
at Iowa State	12/01/12																							
UTAH STATE	12/05/12																							
UTAH	12/08/12																							
at Weber State	12/15/12																							
EASTERN NM	12/18/12																							
at Baylor	12/21/12																							
NORTHERN ARIZONA	12/27/12																							
vs. Virginia Tech	12/29/12																							
LMU	01/03/13																							
at San Francisco	01/05/13																							
PEPPERDINE	01/10/13																							
at Santa Clara	01/12/13																							
SAINT MARY'S	01/16/13																							
SAN DIEGO	01/19/13																							
at Gonzaga	01/24/13																							
at Portland	01/26/13																							
at Pepperdine	01/31/13																							
SANTA CLARA	02/02/13																							
at San Diego	02/07/13																							
SAN FRANCISCO	02/09/13																							
PORTLAND	02/16/13																							
at Saint Mary's	02/21/13																							
GONZAGA	02/28/13																							
at LMU	03/02/13																							
Totals																								

CAREER STATISTICS (ALL GAMES)

Year	GP	GS	Min	Avg	FG	FGA	Pct	3FG	FGA	Pct	FT	FTA	Pct	Off	Def	TR	Avg	PF	FO	A	TO	Blk	Stl	Pts	Avg
2011-12	34	15	551	16.2	48	131	.366	25	84	.298	26	41	.634	3	50	53	1.6	40	0	57	32	3	35	147	4.3
2012-13	0	0	0	0.0	0	0	.000	0	0	.000	0	0	.000	0	0	0	0.0	0	0	0	0	0	0	0	0.0
TOTAL	34	15	551	16.2	48	131	.366	25	84	.298	26	41	.634	3	50	53	1.6	40	0	57	32	3	35	147	4.3

CAREER STATISTICS (CONFERENCE GAMES)

Year	GP	GS	Min	Avg	FG	FGA	Pct	3FG	FGA	Pct	FT	FTA	Pct	Off	Def	TR	Avg	PF	FO	A	TO	Blk	Stl	Pts	Avg
2011-12	16	7	238	14.9	23	62	.371	10	36	.278	11	14	.786	1	26	27	1.7	26	0	19	11	0	20	67	4.2
TOTAL	16	7	238	14.9	23	62	.371	10	36	.278	11	14	.786	1	26	27	1.7	26	0	19	11	0	20	67	4.2



23 — CORY CALVERT

6-3 • 185 • FRESHMAN • GUARD • PARKER, COLO. (CHAPARRAL HS)

2012-13 SEASON — PPG: 3.0 RPG: 1.0 APG: 0.0 SPG: 0.0 BPG: 0.0 FG%: .333 3FG%: .500 FT%: .000

Last Time Out

- Posted 3 points and 1 rebound vs. Tennessee State

In 2012-13

- Posted 3 points and 1 rebound vs. Tennessee State

Before BYU

- Prepped at Chaparral High School for Rob Johnson
- Named the 2012 5A MVP in Colorado by the Denver Post and MaxPreps.com
- Named first-team all-state, Continental League Player of the Year and the Joint Effort Co-Player of the Year
- Led Chaparral to the 2012 5A state title and a 25-3 record while averaging 22.3 points, 6.0 rebounds and 5.1 assists

Scan for Calvert's bio on BYUcougars.com



Other

- Parents are Cory and Michelle
- Has three sisters
- Planning to serve a mission following the season

2012-13 SEASON HIGHS

PTS	3, Tennessee State – 11/9/12
1st H	—
2nd H	3, Tennessee State – 11/9/12
REB	1, Tennessee State – 11/9/12
AST	—
STL	—
BLK	—
FGM	1, Tennessee State – 11/9/12
FGA	3, Tennessee State – 11/9/12
3PM	1, Tennessee State – 11/9/12
3PA	2, Tennessee State – 11/9/12
FTM	—
FTA	—

MISCELLANEOUS

	12-13	Career
Double-Figure PTS	0 (0-0)	0 (0-0)
20-plus Pts	0 (0-0)	0 (0-0)
Double-Figure REB	0 (0-0)	0 (0-0)
Double-Doubles	0 (0-0)	0 (0-0)
3-plus STL	0 (0-0)	0 (0-0)
3-plus BLK	0 (0-0)	0 (0-0)
3-plus 3-point FG	0 (0-0)	0 (0-0)
Scoring Leader	0 (0-0)	0 (0-0)
Rebound Leader	0 (0-0)	0 (0-0)
Assist Leader	0 (0-0)	0 (0-0)

2012-13 GAME-BY-GAME


Opponent	Date	GS	Min	FG	FGA	Pct	3FG	FGA	Pct	FT	FTA	Pct	Off	Def	TR	Avg	PF	FO	A	TO	Blk	Stl	Pts	Avg
TENNESSEE STATE	11/09/12		10	1	3	.333	1	2	.500	0	0	.000	0	1	1	1.0	0	0	0	0	0	0	3	3.0
GEORGIA STATE	11/13/12																							
vs. Florida State	11/16/12																							
TBD	11/17/12																							
UTSA	11/21/12																							
CS NORTHRIDGE	11/24/12																							
vs. Montana	11/28/12																							
at Iowa State	12/01/12																							
UTAH STATE	12/05/12																							
UTAH	12/08/12																							
at Weber State	12/15/12																							
EASTERN NM	12/18/12																							
at Baylor	12/21/12																							
NORTHERN ARIZONA	12/27/12																							
vs. Virginia Tech	12/29/12																							
LMU	01/03/13																							
at San Francisco	01/05/13																							
PEPPERDINE	01/10/13																							
at Santa Clara	01/12/13																							
SAINT MARY'S	01/16/13																							
SAN DIEGO	01/19/13																							
at Gonzaga	01/24/13																							
at Portland	01/26/13																							
at Pepperdine	01/31/13																							
SANTA CLARA	02/02/13																							
at San Diego	02/07/13																							
SAN FRANCISCO	02/09/13																							
PORTLAND	02/16/13																							
at Saint Mary's	02/21/13																							
GONZAGA	02/28/13																							
at LMU	03/02/13																							
Totals			0	10	1	3	.333	1	2	.500	0	0	.000	0	1	1	1.0	0	0	0	0	0	3	3.0

CAREER STATISTICS (ALL GAMES)

Year	GP	GS	Min	Avg	FG	FGA	Pct	3FG	FGA	Pct	FT	FTA	Pct	Off	Def	TR	Avg	PF	FO	A	TO	Blk	Stl	Pts	Avg
2012-13	1	0	10	10.0	1	3	.333	1	2	.500	0	0	.000	0	1	1	1.0	0	0	0	0	0	0	3	3.0
TOTAL	1	0	10	10.0	1	3	.333	1	2	.500	0	0	.000	0	1	1	1.0	0	0	0	0	0	0	3	3.0

CAREER STATISTICS (CONFERENCE GAMES)

Year	GP	GS	Min	Avg	FG	FGA	Pct	3FG	FGA	Pct	FT	FTA	Pct	Off	Def	TR	Avg	PF	FO	A	TO	Blk	Stl	Pts	Avg
2012-13	0	0	0	0.0	0	0	.000	0	0	.000	0	0	.000	0	0	0	0.0	0	0	0	0	0	0	0	0.0
TOTAL	0	0	0	0.0	0	0	.000	0	0	.000	0	0	.000	0	0	0	0.0	0	0	0	0	0	0	0	0.0



33 — NATE AUSTIN

6-11 • 230 • SOPHOMORE • FORWARD • ALPINE, UTAH (LONE PEAK HS)

2012-13 SEASON — PPG: 4.0 RPG: 7.0 APG: 0.0 SPG: 0.0 BPG: 2.0 FG%: .500 3FG%: .000 FT%: .000

Last Time Out

- Totaled 4 points, 7 rebounds and 2 blocks vs. Tennessee State

In 2012-13

- Totaled 4 points, 7 rebounds and 2 blocks vs. Tennessee State

In 2011-12

- Played in every game this season and started 1 game
- Posted season highs of 15 points, 10 rebounds, 3 assists and 2 blocks
- Tied for 10th in the WCC in offensive rebounds in league games
- Career-high 15 points came on 7 of 8 shooting vs. Weber State
- Hit 3-pointers in four-straight games (Northern Arizona, Oregon, Weber State, Utah)

Other

- Served a mission for The Church of Jesus Christ of Latter-day Saints in McAllen, Texas
- Also recruited by Boise State and Utah State
- Helped Lone Peak to a 22-3 record as a senior

Scan for Austin's bio on BYUcougars.com



2012-13 SEASON HIGHS

PTS	4, Tennessee State – 11/9/12
1st H	4, Tennessee State – 11/9/12
2nd H	—
REB	7, Tennessee State – 11/9/12
AST	—
STL	—
BLK	2, Tennessee State – 11/9/12
FGM	2, Tennessee State – 11/9/12
FGA	4, Tennessee State – 11/9/12
3PM	—
3PA	—
FTM	—
FTA	—

CAREER HIGHS

PTS	15, Weber State -- 12/07/11
REB	10, at Gonzaga -- 2/23/12
AST	3, vs. San Diego -- 3/2/12
STL	1, 9 times, last, San Diego -- 3/2/12
BLK	2, three times, last, Tenn. St. – 11/9/12
FGM	7, Weber State -- 12/07/11
FGA	8, Weber State -- 12/07/11
3PM	1, 7 times, last, vs. Iona – 3/13/12
3PA	2, 8 times, last, vs. Iona – 3/13/12
FTM	3, Buffalo -- 12/20/11
FTA	4, 3 times, last, LMU – 1/19/12

MISCELLANEOUS

	12-13	Career
Double-Figure PTS	0 (0-0)	3 (2-1)
20-plus Pts	0 (0-0)	0 (0-0)
Double-Figure REB	0 (0-0)	0 (0-0)
Double-Doubles	0 (0-0)	0 (0-0)
3-plus STL	0 (0-0)	1 (1-0)
3-plus BLK	0 (0-0)	0 (0-0)
3-plus 3-point FG	0 (0-0)	2 (1-1)
Scoring Leader	0 (0-0)	0 (0-0)
Rebound Leader	1 (1-0)	1 (1-0)
Assist Leader	0 (0-0)	6 (3-3)

2012-13 GAME-BY-GAME


Opponent	Date	GS	Min	FG	FGA	Pct	3FG	FGA	Pct	FT	FTA	Pct	Off	Def	TR	Avg	PF	FO	A	TO	Blk	Stl	Pts	Avg	
TENNESSEE STATE	11/09/12		17	2	4	.500	0	0	.000	0	0	.000	1	6	7	7.0	4	0	0	0	2	0	4	4.0	
GEORGIA STATE	11/13/12																								
vs. Florida State	11/16/12																								
TBD	11/17/12																								
UTSA	11/21/12																								
CS NORTHRIDGE	11/24/12																								
vs. Montana	11/28/12																								
at Iowa State	12/01/12																								
UTAH STATE	12/05/12																								
UTAH	12/08/12																								
at Weber State	12/15/12																								
EASTERN NM	12/18/12																								
at Baylor	12/21/12																								
NORTHERN ARIZONA	12/27/12																								
vs. Virginia Tech	12/29/12																								
LMU	01/03/13																								
at San Francisco	01/05/13																								
PEPPERDINE	01/10/13																								
at Santa Clara	01/12/13																								
SAINT MARY'S	01/16/13																								
SAN DIEGO	01/19/13																								
at Gonzaga	01/24/13																								
at Portland	01/26/13																								
at Pepperdine	01/31/13																								
SANTA CLARA	02/02/13																								
at San Diego	02/07/13																								
SAN FRANCISCO	02/09/13																								
PORTLAND	02/16/13																								
at Saint Mary's	02/21/13																								
GONZAGA	02/28/13																								
at LMU	03/02/13																								
Totals			0	17	2	4	.500	0	0	.000	0	0	.000	1	6	7	7.0	4	0	0	0	2	0	4	4.0

CAREER STATISTICS (ALL GAMES)

Year	GP	GS	Min	Avg	FG	FGA	Pct	3FG	FGA	Pct	FT	FTA	Pct	Off	Def	TR	Avg	PF	FO	A	TO	Blk	Stl	Pts	Avg
2011-12	35	1	450	12.9	58	107	.542	7	23	.304	20	39	.513	53	79	132	3.8	95	6	19	20	15	9	143	4.1
2012-13	1	0	17	17.0	2	4	.500	0	0	.000	0	0	.000	1	6	7	7.0	4	0	0	0	2	0	4	4.0
TOTAL	36	1	467	13.0	60	111	.541	7	23	.304	20	39	.513	54	85	139	3.9	99	6	19	20	17	9	147	4.1

CAREER STATISTICS (CONFERENCE GAMES)

Year	GP	GS	Min	Avg	FG	FGA	Pct	3FG	FGA	Pct	FT	FTA	Pct	Off	Def	TR	Avg	PF	FO	A	TO	Blk	Stl	Pts	Avg
2011-12	16	1	230	14.4	28	52	.538	2	10	.200	12	22	.545	33	36	69	4.3	48	4	9	8	5	5	70	4.4
TOTAL	16	1	230	14.4	28	52	.538	2	10	.200	12	22	.545	33	36	69	4.3	48	4	9	8	5	5	70	4.4



42 — IAN HARWARD

6-11 • 215 • FRESHMAN • CENTER • OREM, UTAH (OREM HS)

2012-13 SEASON — PPG: 0.0 RPG: 0.0 APG: 0.0 SPG: 0.0 BPG: 0.0 FG%: .000 3FG%: .000 FT%: .000

Last Time Out

- Played 2 minutes vs. Tennessee State

In 2012-13

- Played 2 minutes vs. Tennessee State

Before BYU

- Helped Orem to a 15-7 record
- Averaged 14.0 points per game
- Played for Mike O'Connor and Mike Conner
- Played for the Pump 'N Run AAU team run by John Palica and coached by O'Connor and Todd Phillips
- Registered 35 points, 13 rebounds and 10 blocks in a Tri-City Tournament game near Seattle

Other

- Parents are Brad and Alice Harward
- Wife's name is Sarah
- Served a mission for The Church of Jesus Christ of Latter-day Saints in San Antonio, Texas

Scan for Harward's bio on
BYUcougars.com



2012-13 SEASON HIGHS

PTS	—
1st H	—
2nd H	—
REB	—
AST	—
STL	—
BLK	—
FGM	—
FGA	—
3PM	—
3PA	—
FTM	—
FTA	—

MISCELLANEOUS

	12-13	Career
Double-Figure PTS	0 (0-0)	0 (0-0)
20-plus Pts	0 (0-0)	0 (0-0)
Double-Figure REB	0 (0-0)	0 (0-0)
Double-Doubles	0 (0-0)	0 (0-0)
3-plus STL	0 (0-0)	0 (0-0)
3-plus BLK	0 (0-0)	0 (0-0)
3-plus 3-point FG	0 (0-0)	0 (0-0)
Scoring Leader	0 (0-0)	0 (0-0)
Rebound Leader	0 (0-0)	0 (0-0)
Assist Leader	0 (0-0)	0 (0-0)

2012-13 GAME-BY-GAME

Opponent	Date	GS	Min	FG	FGA	Pct	3FG	FGA	Pct	FT	FTA	Pct	Off	Def	TR	Avg	PF	FO	A	TO	Blk	Stl	Pts	Avg	
TENNESSEE STATE	11/09/12		2	0	0	.000	0	0	.000	0	0	.000	0	0	0	0.0	2	0	0	0	0	0	0	0.0	
GEORGIA STATE	11/13/12																								
vs. Florida State	11/16/12																								
TBD	11/17/12																								
UTSA	11/21/12																								
CS NORTHRIDGE	11/24/12																								
vs. Montana	11/28/12																								
at Iowa State	12/01/12																								
UTAH STATE	12/05/12																								
UTAH	12/08/12																								
at Weber State	12/15/12																								
EASTERN NM	12/18/12																								
at Baylor	12/21/12																								
NORTHERN ARIZONA	12/27/12																								
vs. Virginia Tech	12/29/12																								
LMU	01/03/13																								
at San Francisco	01/05/13																								
PEPPERDINE	01/10/13																								
at Santa Clara	01/12/13																								
SAINT MARY'S	01/16/13																								
SAN DIEGO	01/19/13																								
at Gonzaga	01/24/13																								
at Portland	01/26/13																								
at Pepperdine	01/31/13																								
SANTA CLARA	02/02/13																								
at San Diego	02/07/13																								
SAN FRANCISCO	02/09/13																								
PORTLAND	02/16/13																								
at Saint Mary's	02/21/13																								
GONZAGA	02/28/13																								
at LMU	03/02/13																								
Totals			0	2	0	0	.000	0	0	.000	0	0	.000	0	0	0	0.0	2	0	0	0	0	0	0	0.0

CAREER STATISTICS (ALL GAMES)

Year	GP	GS	Min	Avg	FG	FGA	Pct	3FG	FGA	Pct	FT	FTA	Pct	Off	Def	TR	Avg	PF	FO	A	TO	Blk	Stl	Pts	Avg
2012-13	1	0	2	2.0	0	0	.000	0	0	.000	0	0	.000	0	0	0	0.0	2	0	0	0	0	0	0	0.0
TOTAL	1	0	2	2.0	0	0	.000	0	0	.000	0	0	.000	0	0	0	0.0	2	0	0	0	0	0	0	0.0

CAREER STATISTICS (CONFERENCE GAMES)

Year	GP	GS	Min	Avg	FG	FGA	Pct	3FG	FGA	Pct	FT	FTA	Pct	Off	Def	TR	Avg	PF	FO	A	TO	Blk	Stl	Pts	Avg
2012-13	0	0	0	0.0	0	0	.000	0	0	.000	0	0	.000	0	0	0	0.0	0	0	0	0	0	0	0	0.0
TOTAL	0	0	0	0.0	0	0	.000	0	0	.000	0	0	.000	0	0	0	0.0	0	0	0	0	0	0	0	0.0

5 players scored in double figures

2/4/12 at Portland, 79-60 W, Davies - 18, Carlino - 13, Hartsock - 12, Cusick - 12, Zylstra - 12

6 players scored in double figures

12/7/11 vs. Weber State, 94-66 W, Hartsock - 19, Austin - 15, Abouo - 15, Rogers - 15, Zylstra - 15, Davies - 11

No players scored in double figures

2/21/05 at Air Force, 39-70 L

One player recorded a double-double

3/15/12 vs. Iona
Brandon Davies, 19 points, 12 rebounds

Two players record a double-double

2/23/12 at Gonzaga
Brandon Davies, 23 points, 10 rebounds
Charles Abouo, 10 points, 10 rebounds

Two double-digit rebounders

2/23/12 at Gonzaga
Davies, Abouo and Austin - 10 rebounds

Six players had 5 or more rebounds

1/1/11 vs. Fresno Pacific, C. Collinsworth-8, Rogers-5, Emery-5, Hartsock-5, Abouo-5, Davies-5

Five players had 6 or more rebounds

11/20/10 vs. Chicago State, Abouo-8, K. Collinsworth-7, Rogers-7, Anderson-6, C. Collinsworth-6, Davies-6

Four players had 9 or more rebounds

12/30/06 vs. Seton Hall, Cummond-12, Plaisted-9, Young-9, Ainge-9

Two players fouled out

2/23/12 vs. Saint Mary's
Brandon Davies, Nate Austin

Three or more players fouled out

1/3/09 vs. Wake Forest
Chris Miles, Gavin MacGregor, Charles Abouo

A BYU player received a technical foul

2/23/12 at Gonzaga - Brandon Davies

An opponent player received a technical foul

12/29/11 vs. Saint Mary's - Stephen Holt

A BYU Coach received a technical foul

3/8/12 vs. Gonzaga - Dave Rose

An opponent Coach received a technical foul

12/20/11 vs. Buffalo - Reggie Witherspoon

A BYU player ejected from a game

11/23/02 vs. Kansas State
Travis Hansen (2 technical fouls)

An opponent player ejected from a game

1/30/10 vs. Utah - Marshall Henderson (flagrant foul)

A Coach ejected from the game

11/30/05 vs. Lamar (at Delta Center)
Lamar coach Billy Tubbs (2 technical fouls)

AT LEAST two players scored 20+ points

2/25/12 vs. Portland, Davies 25, Zylstra 20

Three players scored 20+ points

1/14/12 vs. Santa Clara, Davies 23, Carlino 21, Hartsock 21

Four players scored 20+ points

1/13/79 vs. UNM, D. Ainge-27, Scott Runia-25, Devin Durrant-20, Alan Taylor-20

Two players scored 25+ points

3/18/10 vs. Florida-NCAA 1st Round
Jimmer Fredette 37, Michael Loyd, Jr. 26

A player scored 30+ points

2/16/12 at San Francisco, Matt Carlino, 30

A player attempted 20 or more field goals

2/23/12 at Gonzaga, Matt Carlino, 23

A player with 5 or more steals

2/23/12 at Gonzaga, Brandon Davies, 6

A player had double-digit assists

12/20/11 vs. Buffalo, Matt Carlino, 11

A player made double-digit free throws

1/21/12 at Pepperdine, Brandon Davies (15-18)

A player shot 100% at the free throw line (min. 8 atts)

2/4/12 at Portland, Noah Hartsock (12-12)

A player shot 100% from the floor (min. 5 atts)

1/7/12 vs. San Francisco, Brock Zylstra (8-8)

A player shot 100% on threes (min. 3 atts)

1/7/12 vs. San Francisco, Brock Zylstra (6-6)

Did not make a three

11/22/96 vs. CS Fullerton (0-9)

Last time opponent did not make a three

2/2/08 at Wyoming (0-15)

BYU had six or fewer turnovers

1/11/11 at Utah, 5

BYU committed 25-plus turnovers

12/15/07 vs. Pepperdine, 86-67 W (29)

BYU committed 11 or less team fouls in a game

1/21/12 at Pepperdine, 11

BYU scored 90 points

1/14/12 vs. Santa Clara, 95-78 W

BYU scored 100 points

3/5/11 vs. Wyoming, 102-78 W

BYU scored 110 points

12/22/09 vs. Nevada 110-104 W

BYU scored less than 50 points in a game

1/15/08 at UNLV 41-70 L

Held opponent to less than 50 points in a game

12/10/11 at Utah 61-42 W

BYU scored less than 40 points in a game

2/21/05 at Air Force 39-70 L

Held opponent to less than 40 points in a game

11/23/10 vs. Mississippi Valley State 83-36 W

Shot 60% from the field

3/6/10 at TCU, (.623), 38-61

Opponent shot 60% from the field

12/22/05 at Utah State, (.600), 36-60

Shot 70% from the field in a half

3/6/10 at TCU, (.720), 18-25

Did not miss a 2-point FG attempt in a half

2/23/04 vs. Air Force, 13-13 inside the arc, (14-17, .824 overall)

Shot less than 30% from the field

2/21/05 at Air Force, (.280), 14-50

Shot 100% from the free throw line

11/26/11 vs. Wisconsin (11-11)

Shot 90% from the free throw line (at least 10 attempts)

11/30/11 vs. Northern Arizona, (.900), 9-10

Shot less than 50% from the free throw line

11/20/08 vs. North Florida, (.400), 4-10

Shot 60% on 3-pointers

1/7/12 vs. San Francisco, (.632), 12-19

Shot 70% on 3-pointers

1/26/08 vs. New Mexico, (.813), 13-16

Opponent scored less than 20 points in the 1st half

12/10/11 at Utah, 17 (25-17, 61-42 W)

Opponent scored less than 20 points in the 2nd half

3/13/12 vs. Iona, 17 (38-17, 78-72 W)

BYU scored less than 20 points in the 1st half

2/21/05 at Air Force, 13 (BYU trailed 13-37)

BYU scored less than 20 points in the 2nd half

1/15/00 vs. Utah, 19

Opponent scored 50 or more points in a half

3/13/12 vs. Iona, 55 (first half)

BYU scored 50 or more points in the first half

1/11/11 at Utah, 53

BYU scored 50 or more points in the second half

1/14/12 vs. Santa Clara, 50

BYU scored 60 or more points in the first half

11/20/10 vs. Chicago State, 60

BYU scored 60 or more points in the second half

12/22/09 vs. Nevada, 64

Won by 50 or more points (largest margin ever)

12/22/06 vs. W. Oregon (62) 102-40

Won by 50 or more points

11/23/10 vs. Mississippi Valley State (50) 86-36

Won by 40 or more points

11/23/10 vs. Mississippi Valley State (50) 86-36

Won by 30 or more points

2/11/12 vs. Pepperdine (38) 86-48

Won by 25 or more points

1/7/12 vs. San Francisco (25) 81-56

Lost by 35-plus points

11/22/04 vs. North Carolina (36) 86-50

Lost by 30-plus points

2/21/05 at Air Force (31) 39-70

Lost by 25-plus points

1/15/08 at UNLV (29) 70-41

Played an overtime game

3/24/11 vs. Florida, 74-83 (OT)

Won in single overtime

2/26/08 at New Mexico, 70-69

Lost in overtime

3/24/11 vs. Florida, 74-83 (OT)

Played a double OT game

11/26/10 vs. South Florida, 77-75 (2OT)

Played a triple OT game

2/28/98 at UTEP 76-75 W 3OT

Won 15-straight games

2009-10 (15)

Won 10-straight games

2010-11 (10)

Lost 3-straight games

2004-05 (three times)
last time - @ New Mexico, @ Air Force, @ Utah

Lost 4-straight games

2004-05 @ New Mexico, @ Air Force, @ Utah, UNLV

Lost 5-straight games

2004-05 @ UNM, @ AFA, @ Utah, UNLV, vs. UNM (at MWC)

Lost 9-straight games

1997-98

Lost 10-straight games

1996-97 (21) - school record

Played an NCAA Tournament game

3/15/12 vs. Marquette-NCAA 2nd Round, 68-88

Won an NCAA Tournament game

3/13/12 vs. Iona-NCAA 1st Round, 78-72

Won two NCAA Tournament games

1980-81 Princeton 60-51, UCLA 78-55, Notre Dame 51-50, then lost to Virginia 60-74
2010-11 Wofford 74-66, Gonzaga 89-67

Won three NCAA Tournament games

1980-81 Princeton 60-51, UCLA 78-55, Notre Dame 51-50, then lost to Virginia 60-74

Played in the NIT

3/15/06 at Houston 67-77 L

Won an NIT game

3/14/02 vs. UC Irvine 78-55 W

Won two NIT games

1999-00 Bowling Green 81-54, So. Illinois 82-57
Then lost to Notre Dame in quarterfinals

Won three NIT games

1965-66 NIT CHAMPIONS
1950-51 NIT CHAMPIONS

Won a conference tournament

2000-01

Won a regular season conference title

2010-11

Won a conference regular season outright

2007-08

Defeated a ranked team

2/2/12 vs. Gonzaga (24/RV), 83-73

Defeated a ranked team at home

2/2/12 vs. Gonzaga (24/RV), 83-73

Defeated a ranked team on the road

2/26/11 at SDSU (6/4), 80-67

Was ranked in the top 25 AP Poll

3/14/11 Ranked 10th

Was ranked in the top 25 Coaches Poll

3/29/11 Ranked 13th

Finished season ranked in the top 25 polls

2010-11 10th (AP), 13th (Coaches)

Official Basketball Box Score -- Game Totals -- Final Statistics
Tennessee State vs BYU
11/09/12 7:05 pm at Provo, Utah, Marriott Center

Tennessee State 66 • 0-1, 0-0 OVC

#	Player	Total		3-Ptr	Rebounds			PF	TP	A	TO	Blk	Stl	Min
		FG-FGA	FG-FGA	FT-FTA	Off	Def	Tot							
01	THORNTON, Kellen	* 9-18	2-5	0-0	4	4	8	2	20	1	3	0	1	31
02	MILLER, Patrick	* 3-10	2-3	4-4	0	4	4	4	12	9	3	0	3	33
04	RHETT, M.J.	* 1-3	0-0	3-5	3	5	8	3	5	0	2	0	1	17
33	COVINGTON, Robert	* 2-12	0-2	5-6	1	4	5	5	9	1	1	2	2	19
45	CYPHERS, Jordan	* 2-8	1-4	2-3	0	1	1	2	7	0	3	2	1	25
03	BUTCHER, Kharon	1-6	1-4	0-0	1	2	3	4	3	2	0	0	0	21
05	HARRIS, Jay	0-0	0-0	0-2	1	0	1	3	0	1	3	0	0	13
22	FREDRICK, Tashan	0-0	0-0	0-0	0	1	1	0	0	0	0	0	0	6
24	McCLUNG, Devante	1-2	0-0	0-1	0	2	2	1	2	0	2	0	0	10
32	WELLIAN, Chaed	0-2	0-1	0-0	0	0	0	0	0	0	0	0	0	5
44	GREEN, Michael	4-7	0-2	0-2	2	2	4	0	8	1	0	0	0	20
	Team				2	1	3							
	Totals	23-68	6-21	14-23	14	26	40	24	66	15	17	4	8	200

FG % 1st Half: 10-26 38.5% 2nd half: 13-42 31.0% Game: 23-68 33.8% Deadball Rebounds 3
 3FG % 1st Half: 4-11 36.4% 2nd half: 2-10 20.0% Game: 6-21 28.6%
 FT % 1st Half: 4-7 57.1% 2nd half: 10-16 62.5% Game: 14-23 60.9%

BYU 81 • 1-0, 0-0 WCC

#	Player	Total		3-Ptr	Rebounds			PF	TP	A	TO	Blk	Stl	Min
		FG-FGA	FG-FGA	FT-FTA	Off	Def	Tot							
00	DAVIES, Brandon	* 7-9	0-0	2-4	0	7	7	4	16	3	5	4	2	31
03	HAWS, Tyler	* 7-15	0-2	8-9	0	4	4	1	22	1	1	0	0	30
10	CARLINO, Matt	* 3-6	0-3	3-4	0	5	5	2	9	10	4	0	1	30
12	SHARP, Josh	* 3-5	0-0	1-2	1	2	3	3	7	1	3	2	0	26
13	ZYLSTRA, Brock	* 4-7	2-4	1-1	0	4	4	2	11	1	1	0	0	22
01	DELGADO, Raul	0-0	0-0	0-0	0	0	0	0	0	0	0	0	1	5
02	CUSICK, Craig	2-4	1-1	1-5	0	4	4	0	6	4	3	0	0	22
05	AMBROSINO, Agustin	1-2	1-2	0-0	0	0	0	1	3	0	0	0	0	5
23	CALVERT, Cory	1-3	1-2	0-0	0	1	1	0	3	0	0	0	0	10
33	AUSTIN, Nate	2-4	0-0	0-0	1	6	7	4	4	0	0	2	0	17
42	HARWARD, Ian	0-0	0-0	0-0	0	0	0	2	0	0	0	0	0	2
	Team				1	4	5							
	Totals	30-55	5-14	16-25	3	37	40	19	81	20	17	8	4	200

FG % 1st Half: 14-29 48.3% 2nd half: 16-26 61.5% Game: 30-55 54.5% Deadball Rebounds 5
 3FG % 1st Half: 2-9 22.2% 2nd half: 3-5 60.0% Game: 5-14 35.7%
 FT % 1st Half: 4-5 80.0% 2nd half: 12-20 60.0% Game: 16-25 64.0%

Officials: James Giron, Marc Beasley, Jeffrey Kent
 Technical fouls: Tennessee State-None. BYU-None.
 Attendance: 16283

Score by periods	1st	2nd	Total
Tennessee State	28	38	66
BYU	34	47	81

Points	In Paint	Off T/O	2nd Chance	Fast Break	Bench
TSU	18	17	11	2	13
BYU	40	17	2	18	16

Last FG - TSU 2nd-01:13, BYU 2nd-00:49.
 Largest lead - TSU by 5 1st-12:52, BYU by 19 2nd-02:07.

Score tied - 5 times.
 Lead changed - 8 times.

2012-13 SEASON STATISTICS
BYU Combined Team Statistics (as of Nov 09, 2012)
All games

RECORD:	OVERALL	HOME	AWAY	NEUTRAL
ALL GAMES	1-0	1-0	0-0	0-0
CONFERENCE	0-0	0-0	0-0	0-0
NON-CONFERENCE	1-0	1-0	0-0	0-0

#	Player	gp-gs	min	avg	Total		3-Point		F-Throw		Rebounds				pf	dq	a	to	blk	stl	pts	avg
					fg-fga	fg%	3fg-fga	3fg%	ft-fa	ft%	off	def	tot	avg								
03	HAWS, Tyler	1-1	30	30.0	7-15	.467	0-2	.000	8-9	.889	0	4	4	4.0	1	0	1	1	0	0	22	22.0
00	DAVIES, Brandon	1-1	31	31.0	7-9	.778	0-0	.000	2-4	.500	0	7	7	7.0	4	0	3	5	4	2	16	16.0
13	ZYLSTRA, Brock	1-1	22	22.0	4-7	.571	2-4	.500	1-1	1.000	0	4	4	4.0	2	0	1	1	0	0	11	11.0
10	CARLINO, Matt	1-1	30	30.0	3-6	.500	0-3	.000	3-4	.750	0	5	5	5.0	2	0	10	4	0	1	9	9.0
12	SHARP, Josh	1-1	26	26.0	3-5	.600	0-0	.000	1-2	.500	1	2	3	3.0	3	0	1	3	2	0	7	7.0
02	CUSICK, Craig	1-0	22	22.0	2-4	.500	1-1	1.000	1-5	.200	0	4	4	4.0	0	0	4	3	0	0	6	6.0
33	AUSTIN, Nate	1-0	17	17.0	2-4	.500	0-0	.000	0-0	.000	1	6	7	7.0	4	0	0	0	2	0	4	4.0
23	CALVERT, Cory	1-0	10	10.0	1-3	.333	1-2	.500	0-0	.000	0	1	1	1.0	0	0	0	0	0	0	3	3.0
05	AMBROSINO, Agustin	1-0	5	5.0	1-2	.500	1-2	.500	0-0	.000	0	0	0	0.0	1	0	0	0	0	0	3	3.0
42	HARWARD, Ian	1-0	2	2.0	0-0	.000	0-0	.000	0-0	.000	0	0	0	0.0	2	0	0	0	0	0	0	0.0
01	DELGADO, Raul	1-0	5	5.0	0-0	.000	0-0	.000	0-0	.000	0	0	0	0.0	0	0	0	0	0	1	0	0.0
Team											1	4	5									
Total.....		1	200		30-55	.545	5-14	.357	16-25	.640	3	37	40	40.0	19	0	20	17	8	4	81	81.0
Opponents.....		1	200		23-68	.338	6-21	.286	14-23	.609	14	26	40	40.0	24	1	15	17	4	8	66	66.0

TEAM STATISTICS

	BYU	OPP
SCORING	81	66
Points per game	81.0	66.0
Scoring margin	+15.0	-
FIELD GOALS-ATT	30-55	23-68
Field goal pct	.545	.338
3 POINT FG-ATT	5-14	6-21
3-point FG pct	.357	.286
3-pt FG made per game	5.0	6.0
FREE THROWS-ATT	16-25	14-23
Free throw pct	.640	.609
F-Throws made per game	16.0	14.0
REBOUNDS	40	40
Rebounds per game	40.0	40.0
Rebounding margin	+0.0	-
ASSISTS	20	15
Assists per game	20.0	15.0
TURNOVERS	17	17
Turnovers per game	17.0	17.0
Turnover margin	+0.0	-
Assist/turnover ratio	1.2	0.9
STEALS	4	8
Steals per game	4.0	8.0
BLOCKS	8	4
Blocks per game	8.0	4.0
ATTENDANCE	16283	0
Home games-Avg/Game	1-16283	0-0
Neutral site-Avg/Game	-	0-0

Date	Opponent	Score	Att.
11/09/12	TENNESSEE STATE	w 81-66	16283

* - Conference game

Score by Periods

	1st	2nd	Totals
BYU	34	47	81
Opponents	28	38	66