

2011-12 BYU BASKETBALL GAME NOTES



Game 21 — BYU (16-4, 5-1) vs. Loyola Marymount (10-8, 3-2)
Thursday, Jan. 19, 2012 • 6:30 p.m. MST
Provo, Utah • Marriott Center (22,700)
TV: BYUtv
TV Talent: Dave McCann (play by play) and Blaine Fowler (analyst)
Live Video: BYUtv.org
Radio: KSL 102.7 FM / 1160 AM
 BYU Radio - Sirius XM 143
Radio Talent: Greg Wrubell (play-by-play) and Mark Durrant (analyst)
Live Audio: KSL.com
Live Stats: BYUcougars.com

2011-12 SCHEDULE

All times local to site

OCTOBER

26 Wed	Cougar Tipoff (Exhibition)	74-71
29 Sat	Midwestern State (Exh-BYUtv) W	91-74

NOVEMBER

4 Fri	Dixie State (Exh-BYUtv)	W, 96-85
11 Fri	@ Utah State (KCSG)	L, 62-69
15 Tue	BYU-Hawaii (BYUtv)	W, 73-52
18 Fri	Longwood (BYUtv)*	W, 92-60
22 Tue	Prairie View A&M (BYUtv)*	W, 90-51
25 Fri	vs. Nevada (BYUtv)*	W, 76-55
26 Sat	vs. Wisconsin*	L, 56-73
30 Wed	vs. Northern Arizona (BYUtv) ^	W, 87-52
Tim's Toyota Center		

DECEMBER

3 Sat	vs. Oregon (ESPNU)	W, 79-65
EnergySolutions Arena		
7 Wed	Weber State (BYUtv)	W, 94-66
10 Sat	@ Utah (FSN)	W, 61-42
17 Sat	Baylor (BYUtv)	L, 83-86
20 Tue	Buffalo (BYUtv)	W, 93-78
22 Thu	UC Santa Barbara (BYUtv)	W, 89-75
27 Tue	Cal State San Marcos (BYUtv)	W, 79-51
29 Thu	@ Saint Mary's (ESPN2)	L, 82-98
31 Sat	San Diego (BYUtv)	W, 88-52

JANUARY

5 Thu	@ Loyola Marymount	W, 73-65
7 Sat	San Francisco (BYUtv)	W, 81-56
14 Sat	Santa Clara (ESPNU)	W, 95-78
16 Mon	@ San Diego (BYUtv)	W, 82-63
19 Thu	Loyola Marymount (BYUtv)	6:30 pm
21 Sat	@ Pepperdine (BYUtv)	5 pm
25 Wed	@ Virginia Tech (ESPN3)	7 pm
28 Sat	Saint Mary's (ESPNU)	7 pm

FEBRUARY

2 Thu	Gonzaga (ESPN2)	9 pm
4 Sat	@ Portland	7 pm
11 Sat	Pepperdine (BYUtv)	4 pm
16 Thu	@ San Francisco (ESPNU)	7 pm
18 Sat	@ Santa Clara (ESPNU)	4 pm
23 Thu	@ Gonzaga (ESPN2)	8 pm
25 Sat	Portland (BYUtv)	4 pm
29 Wed	WCC Championships	TBA

MARCH

1 Thu	WCC Championships	TBA
2 Fri	WCC Championships (ESPNU)	TBA
3 Sat	WCC Championships (ESPN2)	TBA
5 Mon	WCC Championships (ESPN/ESPN2)	TBA

* Chicago Invitational Challenge

^ Lumberjack Classic

BYU ATHLETIC COMMUNICATIONS

30 Smith Field House • Provo, Utah 84602 • BYUcougars.com • (801) 422-8948
 MBB Contact: Kyle Chilton • O: (801) 422-4909 • C: (801) 372-2080 • kyle_chilton@byu.edu

BYU Cougars	Loyola Marymount	Series Information	Up Next
2011-12 Record 16-4	2011-12 Record 10-8	Series tied 2-2	at Pepperdine
WCC Record 5-1	WCC Record 3-2	Last Meeting	Saturday, Jan. 21, 5 p.m. PST..
Head Coach Dave Rose	Head Coach Max Good BYU won 73-65, 1/5/12	TV BYUtv
Alma Mater. ... Houston, 1983	Alma Mater. Eastern Kentucky, 1969	In Provo 1-1	Online Video BYUtv.org
Career Record... 175-49 (7th)	Career Record. 284-293 (21st)	At LMU 1-1	Radio KSL Newsradio
Record at BYU..... Same	Record at LMU ... 42-70 (4th)	Neutral 0-0	Online Audio KSL.com

QUICK HITS

- Dave Rose is second in program history in wins (175) and first in winning percentage (.781).
- Charles Abouo has posted a total of 17 assists in the last three games, including career highs of seven against San Francisco and at San Diego.
- Brock Zylstra hit five 3-pointers at San Diego, his fourth game with four-plus 3-pointers this season.
- BYU has won five-straight games, its longest winning streak of the season.

PROJECTED STARTERS



#10 • Matt Carlino • G

6-2 • 175 • Fr.
 Scottsdale, Ariz.
 Bloomington South HS
Pts Reb Ast Stl
 14.6 3.5 4.9 1.6

Has scored in double figures in 8 of 10 games including his first five collegiate games ... has hit a 3-pointer in all 10 games ... has posted 6-plus assists five times ... made collegiate debut on Dec. 17 against Baylor ... posted a double-double against Buffalo with 10 points, 11 assists ... had 21 points, 8 assists vs. SCU



#13 • Brock Zylstra • G

6-6 • 210 • Jr.
 La Verne, Calif.
 Bonita HS
Pts Reb Ast Stl
 9.3 4.1 2.4 1.2

Has started all 20 games this season ... shooting .504 from the field and .459 from three ... scored a career-best 26 vs. Buffalo ... had 23 points vs. Northern Arizona ... against San Francisco tied the BYU record for consecutive threes in a game without a miss with 6 and scored 22 points ... has hit a three in 16 of 20 games ... has 3-plus assists in 10 games



#1 • Charles Abouo • G

6-5 • 215 • Sr.
 Abidjan, Cote d'Ivoire
 Brewster Academy
Pts Reb Ast Stl
 11.4 6.2 3.2 1.1

Has started all 20 games ... shooting .441 from the field, .410 from 3 ... has scored in double figures 11 times this season ... had a double-double with 19 points, 16 rebounds vs. Longwood ... had 12 rebounds vs. Oregon ... totaled 14 points, 7 boards, 7 assists at San Diego ... has posted 4-plus assists eight times ... has posted 2-plus steals seven times



#34 • Noah Hartsock • F

6-8 • 230 • Sr.
 Bartlesville, Okla.
 Bartlesville HS
Pts Reb Ast Blk
 16.8 5.6 1.7 1.7

Leads the team in scoring and blocked shots ... is shooting .573 from the field and .814 from the free throw line ... has scored in double figures in 19 of 20 games this season ... has scored 20-plus points 6 times ... has shot .500 or better in all but four games and .600 or better in nine games ... WCC Player of the Month for December



#0 • Brandon Davies • F

6-9 • 235 • Jr.
 Provo, Utah
 Provo HS
Pts Reb Ast Stl
 13.4 8.2 2.2 1.3

Averaging a double-double in WCC play with 18.5 ppg and 10.3 rpg ... has five double-doubles ... averaging at least one of everything (pts, reb, ast, stl, blk) ... shooting .507 from the field and .690 from the free throw line ... has scored in double figures in eight-straight games ... named MWC Player of the Week (Jan. 2)

OFF THE BYU BENCH

2	Craig Cusick	G	6-2	185	Jr.	3.4	1.3	Orem, Utah (Utah)
5	Chris Collinsworth	F	6-9	235	So.	0.0	0.5	Provo, Utah (Provo HS)
12	Josh Sharp	F	6-7	185	Fr.	1.7	1.8	Highland, Utah (Utah)
14	Nick Martineau	G	6-0	170	Jr.	0.6	0.4	Fruit Heights, Utah (Davis HS)
20	Anson Winder	G	6-3	195	Fr.	4.3	1.4	Las Vegas, Nev. (Bishop Gorman HS)
21	Stephen Rogers	F	6-8	195	Jr.	7.7	2.1	Mesa, Ariz. (Mesa CC)
24	Damarcus Harrison	G	6-5	190	Fr.	3.8	1.1	Greenwood, S.C. (Christ School)
33	Nate Austin	F/C	6-10	215	Fr.	4.5	3.9	Alpine, Utah (Lone Peak HS)

Redshirts

3	Austin Nelson	G	6-0	160	Fr.	—	—	Henderson, Nev. (Coronado HS)
15	Jaren Sweeney	G/F	6-5	190	Fr.	—	—	Mesa, Ariz. (Mountain View HS)
42	Ian Harward	F/C	6-10	215	Fr.	—	—	Orem, Utah (Orem HS)

Has hit a 3-pointer in all six WCC games, 9 of 10 from 3 in WCC play
 Had his right knee scoped on Dec. 13, out 6 to 12 weeks from that date
 Posted 1 point in 6 minutes at San Diego
 Played 2 minutes at San Diego
 Had 1 rebound in 5 minutes at San Diego
 Scored 2 points at San Diego
 Played 1 minute and had 1 rebound at San Diego
 Posted 7 points, 5 rebounds and 1 assist at San Diego

Coronado's all-time leader in scoring and assists
 Earned first-team all-state honors and helped Mountain View to a state title
 Prepped at Orem High School where he averaged 14.0 points as a senior



BYU SERIES VS. LOYOLA MARYMOUNT

Overall Series Record: Series tied 2-2

BYU Record in Provo: 1-1

BYU Record in Los Angeles: 1-1

BYU Record at Neutral Sites: N/A

BYU Record Under Dave Rose: 2-1

12-30-36	at Loyola Marymount	32-35	L
11-18-05	Loyola Marymount	71-83	L
1-3-08	Loyola Marymount	91-62	W
1-5-12	at Loyola Marymount	73-65	W

COMPARING THE STATS

Season Averages Overall	BYU	LMU
Points Scored/Game	80.8	70.3
Points Allowed/Game	64.3	67.6
Rebounds/Game	40.3	36.7
Rebounds Allowed/Game	32.5	36.6
Assists/Game	19.0	12.7
Steals/Game	7.9	7.3
Blocks/Game	4.6	3.1
Turnovers	13.9	14.3
FG Percentage	.490	.421
FG Percentage Defense	.394	.418
3FG Percentage	.398	.343
3FG/Game	8.0	6.7
3FG Percentage Defense	.316	.303
FT Percentage	.698	.726

LOYOLA MARYMOUNT'S PROBABLE STARTERS

Name	Ht.	Pos.	Ppg	Rpg
Anthony Ireland	5-10	G	14.7	3.9
Ayodeji Egbeyemi	6-4	G	5.5	4.1
Ashley Hamilton	6-7	F	14.3	4.5
Godwin Okonji	6-8	F	4.2	4.2
Drew Viney	6-8	F	15.3	5.8

BY THE NUMBERS

5 The number of double-doubles for Brandon Davies this season. He had 18 points and 13 rebounds vs. Baylor, 14 points at 13 rebounds vs. Cal State San Marcos, 21 points and 22 rebounds vs. San Diego, 15 points and 10 rebounds at Loyola Marymount and 12 points and 12 rebounds at San Diego.

6 The number of different players who have scored 20-plus points in a single game this season. Brandon Davies scored 25 vs. BYU-Hawaii, 28 at Saint Mary's, 21 vs. San Diego and 23 vs. Santa Clara; Charles Abouo had 22 vs. Nevada; Noah Hartsock had 21 vs. Nevada, 23 vs. Oregon, 21 vs. UC Santa Barbara, 20 vs. Cal State San Marcos, 21 at Loyola Marymount and 21 vs. Santa Clara; Brock Zylstra scored 23 vs. Northern Arizona, 26 vs. Buffalo and 22 vs. San Francisco; Anson Winder had 20 vs. Buffalo and Matt Carlino had 22 vs. UC Santa Barbara and 21 vs. Santa Clara.

6 The number of 20-win seasons for BYU head coach Dave Rose. He is the second coach in BYU history to begin his career with six-straight 20-win seasons. Rose is tied with Roger Reid and Stan Watts for the most 20-win seasons in BYU history. Rose also has five 25-win seasons, a program record.

20-20 Brandon Davies had 21 points and 22 rebounds vs. San Diego on Dec. 31, 2011, BYU's first 20-20 game since Mark Handy had 20 points and 23 rebounds vs. Wyoming on March 7, 1975.

27 The number of 3-pointers BYU hit during a two-game stretch (vs. Longwood and Prairie View A&M). The 27 3s are a BYU record for most 3s in a two-game stretch. The Cougars shot .563 (27 of 48) from three during the two games.

56.9 BYU's shooting percentage against Santa Clara at home (33 of 58), a season best. The Cougars hit 15 of 28 in the first half (53.6 percent) and were even better in the second half at 18 of 30 (60.0 percent). BYU has shot 50.0 percent or better nine times this season and is 9-0 in those games.

64.8 The percentage of field goals BYU has assisted on this season (364 assists on 558 field goals). The Cougars set their season best ratio with assists on 93.1 percent of their field goals against San Francisco (27 assists on 29 field goals). The 93.1 percent mark is the third-highest ratio in program history.

103 BYU's win total the last four seasons (25 in 2008-09, 30 in 2009-10, 32 in 2010-11 and 15 this season). Charles Abouo has played in all 103 wins over the last four seasons to place him tied for third all-time in program history in wins played in behind Jimmer Fredette (112), Jackson Emery (106) and Jonathan Tavernari (103). Noah Hartsock has played in 98 wins (Hartsock missed six games his freshman season — 2008-09 — with a sprained ankle).

155 The number of career blocks for senior Noah Hartsock, fourth all-time in program history. Hartsock had a season-best four blocks vs. Wisconsin, vs. Oregon and at Utah. Greg Kite is first with 208 blocks, Shawn Bradley is second with 177 and Russell Larson is third with 166.

175 BYU head coach Dave Rose's win total. He is second all-time in career wins at BYU behind Stan Watts (371 victories from 1949-72), a member of the Basketball Hall of Fame.

LAST TIME OUT: BYU AT SAN DIEGO

SAN DIEGO – Four players scored in double figures to lead the BYU men's basketball team to its fifth consecutive victory, an 82-63 win over the San Diego Toreros at the Jenny Craig Pavilion on Monday.

Junior Brock Zylstra led the Cougars, now 16-4 overall and 5-1 in WCC play, with 17 points on 6 of 11 shooting, including 5 of 8 from three-point range. Freshman Matt Carlino and senior Charles Abouo each added 14 points and seven rebounds.

Brandon Davies managed his second double double against USD (6-11, 1-4) this season with 12 points and 12 boards. Davies led the game in rebounds and helped BYU gain an 18-rebound advantage over the Toreros at 46-28.

USD jumped out to a 9-2 lead early while BYU started the game 1 of 9 shooting. The Cougars slowly narrowed the deficit with threes from Carlino, Noah Hartsock and Craig Cusick, and took their first lead at 19-17 with 9:48 remaining in the half.

BYU outscored the Toreros 20-12 in the final 10 minutes of the half to expand the lead to eight at 37-29 heading into the locker room. Zylstra ended the half on a high note for BYU by draining a deep three just before the buzzer.

Abouo led the Cougars with 10 points in the opening 20 minutes. The remaining 27 points were spread among six BYU players, including Carlino, who added seven in the half.

Zylstra scored 14 points in the second half to help BYU expand their lead. Carlino got the Cougars off to a fast start in the half with five quick points before Zylstra hit two-consecutive threes to make the score 56-41.

The BYU lead grew to 22 with just under eight minutes remaining thanks to the second 9-0 run of the game. USD was unable to close the deficit for the remainder of the game as BYU continued to hit shots, nailing 14 of 28 from the field and 6 of 12 from beyond the arc for the half.



2011-12 BYU QUICK FACTS**UNIVERSITY INFO**

Location: Provo, Utah 84602
 Elevation: 4,553 feet
 Enrollment: 32,955 (Daytime)
 Founded: October 15, 1875
 Owned: The Church of Jesus Christ of Latter-day Saints
 Nickname: Cougars
 Mascot: Cosmo
 Colors: Blue and White
 Arena (capacity): Marriott Center (22,700)
 Conference: West Coast Conference
 President: Cecil O. Samuelson (Utah, 1966)
 Athletic Director: Tom Holmoe (BYU, 1983)
 Athletic Website: byucougars.com
 Tickets: 422-BYU1 or 1-800-322-BYU1

BYU COACHING STAFF

Head Coach: Dave Rose
 Alma Mater (year): Houston (1983)
 Record at School (years): 175-49 (7th year)
 Career Division I Record (years): same
 Basketball Office Fax: (801) 422-5965
 Assistant Coaches (Alma Mater, year)
 Terry Nashif (BYU, 2005)
 Tim LaComb (Utah, 2006)
 Mark Pope (Kentucky, 1996)
 Dir. of Basketball Operations: Mike Hall (BYU, 2005)

2010-11 REVIEW

2010-11 Overall Record: 32-5
 Conference Record/Finish: 14-2 (T-1st MWC)
 2011 Postseason: (2-1) Lost, NCAA Regional
 Semifinals (New Orleans) vs. Florida, 74-83 (OT)
 2011 Final National Ranking: 10/13

2011-12 PREVIEW

Lettermen Returning/Lost: 7/5
 Newcomers: 7
 Returning Redshirt Freshmen: 2
 Starters Returning/Lost: 3/3
 Returning Scoring: 38.6% (1162 of 3,012 pts)
 Returning Rebounding: 60.0% (856 of 1,425 reb)
 Returning Assists: 33.3% (179 of 538 ast)
 Returning Blocks: 82.0% (123 of 150)
 Returning Minutes: 45.2% (3,379 of 7,474)

BYU HISTORY

First Year of Basketball: 1903
 Overall All-Time Record: 1656-1009 (.621)
 Winning Seasons: 84 (last 2011)
 Regular Season Conf. Championships: 29 (last 2011)
 Postseason Appearances (record): 36 (26-37)
 Total NCAA Appearances (record): 26 (14-29)
 Last NCAA Appearance: 2011
 Second Round: W vs. Wofford, 74-66
 Third Round: W vs. Gonzaga, 89-67
 Sweet 16: L vs. Florida, 74-83 (OT)
 Total NIT Appearances (Record): 10 (12-8)
 Last NIT Appearance: 2006
 Result: (0-1) lost at Houston, 77-67

OLD RELIABLE

Since the seventh game of his sophomore season (2009-10), Noah Hartsock has started 86 of 87 games, including all 20 this season. The only game he did not start during that stretch was the first game of last season when he scored 21 points against Fresno State, a career high at the time. Along the way, Hartsock has climbed the rankings into BYU's top-four shot blockers and is now 45 points away from 1,000 career points.

FRESHMEN FINDING THEIR WAY

Several freshmen have made significant contributions this season. Some of the top performances by BYU's freshmen this season are listed below.

Name	Opponent	Stats
Josh Sharp	BYU-Hawaii	5 points, 6 boards, 1 assist, 1 steal
Josh Sharp	Prairie View A&M	5 points, 6 boards, 1 assist
Anson Winder	Longwood	8 points, 5 assists
Anson Winder	Prairie View A&M	11 points, 4 assists, 3 rebounds
Anson Winder	vs. Nevada	9 points, 4 rebounds, 4 assists, 4 steals
Anson Winder	vs. Northern Arizona	3 points, 9 assists, 2 blocks, 3 steals
Anson Winder	vs. Oregon	10 points, 2 3s, 6 assists, 1 steal
Damarcus Harrison	Longwood	11 points, 3 3s
Damarcus Harrison	Baylor	8 points, 3 boards, 1 assist, 1 block, 1 steal
Damarcus Harrison	Cal State San Marcos	8 points, 3 rebounds, 2 assists, 2 steals
Nate Austin	vs. Northern Arizona	11 points, 5 of 6 shooting, 4 rebounds
Nate Austin	vs. Oregon	9 points, 4 of 7 shooting, 6 rebounds
Nate Austin	Weber State	15 points, 7 of 8 shooting, 9 rebounds, 1 block
Nate Austin	Buffalo	7 points, 9 rebounds, 1 assist, 1 steal
Nate Austin	at Loyola Marymount	8 points, 4 of 5 shooting, 6 rebounds
Nate Austin	San Francisco	4 points, 9 rebounds, 1 assist, 1 steal
Matt Carlino	Baylor	18 points, 4 of 8 3s, 2 assists, 1 block, 1 steal
Matt Carlino	Buffalo	10 points, 11 assists, 7 rebounds, 3 steals
Matt Carlino	UC Santa Barbara	22 points, 6 assists, 1 block, 2 steals
Matt Carlino	Cal State San Marcos	19 points, 2 rebounds, 3 steals
Matt Carlino	at Saint Mary's	13 points, 6 assists, 4 rebounds
Matt Carlino	at Loyola Marymount	9 points, 7 assists, 1 steal
Matt Carlino	San Francisco	12 points, 4 assists, 2 steals
Matt Carlino	Santa Clara	21 points, 3 rebounds, 8 assists, 1 block, 1 steal

NO, I WON'T GET OUT OF YOUR WAY

Junior forward Brandon Davies has made a habit of making the opposition pay when they drive to the basket. On the season he has taken 21 charges, including a season-best four at Utah State. He took three charges against BYU-Hawaii and at Saint Mary's and two charges three times. Nate Austin has taken his fair share of charges as well with a total of 16. He took three charges against Longwood and Buffalo and two three times.

ALL-TIME BLOCKS LEADERS

Noah Hartsock has established himself as one of the best shot blockers in BYU history. He is currently fourth all-time in program history.

Blocks	Seasons	GP	Blocks	Blocks/G
1. Greg Kite	1979-83	112	208	1.9
2. Shawn Bradley	1990-91	34	177	5.2
3. Russell Larson	1991-95	129	166	1.3
4. Noah Hartsock	2008-present	120	155	1.3

ABOUO STEPPING IT UP

Senior Charles Aboou is having the most productive season of his career. He is averaging career highs in points (11.4), rebounds (6.2), assists (3.2) and steals (1.1) while shooting .441 from the field and .410 from three.

CARLINO'S DEBUT

Matt Carlino made his long awaited debut against No. 6 Baylor on Dec. 17, 2011. He totaled 18 points, four 3-pointers and two assists. Here are some of the top debuts by BYU freshmen.

Shawn Bradley	11/14/90	East Tennessee State	23 points, 14 rebounds, 5 blocks, 8-15 FGs
Mike Rose	11/21/03	Southern Utah	26 points, 8-13 3-pointers, 6 assists
Russell Larson	11/26/91	Utah State	21 points, 12 rebounds, 3 blocks, 8-10 FGs
Matt Carlino	12/17/11	No. 6 Baylor	18 points, 4-8 3s, 2 assists, 1 block, 1 steal
Danny Ainge	11/26/77	UCLA	13 points, 6 rebounds, 2 assists
Mark Bigelow	11/13/98	Wofford	12 points, 6 rebounds, 2 assists, 4-6 FGs
Devin Durrant	11/24/78	Hawaii	13 points, 5 rebounds, 3 assists, 1 block, 1 steal



AMONG THE NATION'S BEST

BYU men's basketball is one of the most successful programs in the nation in recent history. See below.

Best Combined Record 09-10 and 10-11

Team	W	L	Pct.
1. Kansas	68	6	.919
2. Duke	67	10	.870
3. Ohio State	63	11	.851
4. <i>BYU</i>	62	11	.849
5. Kentucky	64	12	.842

Teams With 25 Wins, Last Five Seasons

- *BYU*
- Butler
- Kansas
- Pittsburgh

NEW HOME

The 2011-12 season is BYU's first as a member of the West Coast Conference. The Cougars have played each member of the league at least twice all time. See below for BYU's all-time record vs. its new conference and its record under Dave Rose vs. those teams.

Opponent	All-time	Rose vs.	In 11-12
Gonzaga	1-1	1-0	0-0
LMU	2-2	2-1	1-0
Pepperdine	4-4	2-0	0-0
Portland	5-0	3-0	0-0
St. Mary's	8-3	1-1	0-1
San Diego	4-0	2-0	2-0
USF	6-5	2-0	1-0
Santa Clara	16-5	1-0	1-0
<i>Total</i>	<i>46-20</i>	<i>14-2</i>	<i>5-1</i>

ROSTER BREAKDOWN

Starters Returning	Pos.	Yr.	In 2010-11		
			Ppg	Rpg	Exp
Charles Abouo	G/F	Sr.	7.2	4.8	3L
Brandon Davies	F	Jr.	11.1	6.2	2L
Noah Hartsock	F	Sr.	8.6	5.9	3L

Other Returnees	Pos.	Yr.	In 2010-11		
			Ppg	Rpg	Exp
Matt Carlino**	G	Fr.	—	—	RS
Chris Collinsworth	F	So.	5.9	5.6	2L
Craig Cusick ^	G	Jr.	—	—	PS
Nick Martineau	G	Jr.	0.7	0.4	2L
Stephen Rogers	F	Jr.	4.1	2.2	1L
Anson Winder**	G	Fr.	—	—	RS
Brock Zylstra	G	Jr.	1.1	1.3	2L

** Redshirted in 2010-11

^ A member of the practice squad in 2010-11

Newcomers	Pos.	Yr.
Nate Austin	F/C	Fr.
Damarcus Harrison	G	Fr.
Ian Harward	F/C	Fr.
Austin Nelson	G	Fr.
Josh Sharp	F	Fr.
Jaren Sweeney	G/F	Fr.

BYU BASKETBALL ON KSL NEWSRADIO/BYU RADIO

(102.7 FM and 1160 AM; SiriusXM 143)

The "Voice of the Cougars" is KSL Newsradio's Greg Wrubell, in his 16th season as the play-by-play broadcaster for BYU Basketball. Joining Wrubell on the broadcasts is former Cougar letterman Mark Durrant, in his 15th year as game analyst. All game broadcasts start one hour prior to tipoff with "Cougar Pregame Live."

Other Ways to Listen

Fans can listen to the radio broadcasts via ksl.com and byuradio.org, and via the KSL and KSLGameCenter apps for iPhone and Android. Those in the Marriott Center can listen to home game broadcasts by tuning their portable radios to KSL's delay-free and static-free in-arena translator at 1100 AM.

Network Affiliates

KMGR 95.9 FM - Manti, Utah
 KDXU 890 AM - St. George, Utah
 KSUB 590 AM - Cedar City, UT
 KTHK 105.5 FM - Blackfoot, Idaho Falls, Pocatello, Idaho

"BYU BASKETBALL WITH HEAD COACH DAVE ROSE" ON KSL NEWSRADIO/BYU RADIO

Dave Rose's weekly radio show is broadcast live from Legends Grille on the BYU campus, Tuesdays from 7 to 8 p.m. MST. The show will feature appearances by BYU players and coaches, and a question-and-answer segment with Coach Rose.

"BYU BASKETBALL WITH HEAD COACH DAVE ROSE" ON KSL 5 TV

Dave Rose's weekly television show airs Sunday evenings at 11 p.m. MST. The show will include weekly features on BYU players and coaches, and an "X's and O's" segment with Coach Rose.

SHARING THE ROCK

In BYU's 81-56 victory over San Francisco on Jan. 7, the Cougars had one of the best games in program history in terms of sharing the basketball. BYU hit 29 shots against the Dons and assisted on 27, including all 16 baskets in the first half and the first 18 of the game. The 27 assists on 29 made shots is a ratio of .931, the third best in a single-game in program history. The BYU record for a single game was set in 2001 against Idaho when BYU had assists on 20 of 21 baskets (.952). According to StatSheet.com, BYU is 12th in the nation in assist percentage (64.8).

#winning NUMBERS

BYU has achieved a high level of success under Dave Rose. See some of the accomplishments below.

- 6-consecutive 20-win seasons
- 5-consecutive 25-win seasons
- 2-consecutive 30-win seasons
- 114 wins from 2007 to 2011 — most wins in a four-year stretch in program history
- From the 2008-09 season to now, BYU has won 103 games and Charles Abouo has played in every victory and every game during that stretch
- Abouo (103), Jimmer Fredette (112), Jackson Emery (106) and Jonathan Tavernari (103) are the four Cougars to have played in 100 victories
- Noah Hartsock has played in 98 victories (he missed six games in 2008-09 with an ankle sprain) and is poised to become the next member of the 100-win club
- BYU advanced to the Sweet 16 in 2011 for the first time since 1981
- Under Rose, BYU has won four conference titles and finished second his other two years as head coach
- Rose and Roger Reid are the only BYU coaches to win 20-plus games in each of their first six seasons — Rose has the opportunity to become to first to win 20-plus games in each of his first seven seasons
- BYU basketball has 10 25-win seasons in its 110-year history and Rose has been the head coach of five of those teams



BYU'S 2011-12 RECORD WHEN

At home	10-1
On the road	3-2
On a neutral floor	3-1
On Television	16-4
On BYUtv	13-1
On ESPN2	0-1
On ESPNU	2-0
On FSN	1-0
On KCSG	0-1
On Big Ten Network	0-1
On Monday	1-0
On Tuesday	4-0
On Wednesday	2-0
On Thursday	2-1
On Friday	2-1
On Saturday	5-2
Coming off a win	12-3
Coming off a loss	4-0
Had two or more days between last game	12-1
Had only one day between last game	4-1
Playing the next day after a game	0-1
BYU scores 100 or more points	0-0
BYU scores between 90-99 points	5-0
BYU scores between 80-89 points	5-2
BYU scores between 70-79 points	5-0
BYU scores between 60-69 points	1-1
BYU scores below 60 points	0-1
Opponent scores 90 or more points	0-1
Opponent scores between 80-89 points	0-1
Opponent scores between 70-79 points	3-1
Opponent scores between 60-69 points	5-1
Opponent scores between 50-59 points	7-0
Opponent scores below 50 points	1-0
BYU leads at half	15-1
Opponent leads at half	0-3
Score tied at half	1-0
BYU leads with 5 minutes left	16-0
Opponent leads with 5 min. left	0-4
Score tied with 5 minutes left	0-0
BYU leads with 1 minute left	16-0
Opponent leads with 1 min. left	0-4
Score tied with 1 minute left	0-0
Game goes into overtime	0-0
BYU shoots 50 % or better	9-0
Opponent shoots 50 % or better	0-3
BYU outshoots opponent	15-1
Opponent outshoots BYU	1-3
Teams shoot equal from the field	0-0
BYU outrebounds opponent	15-1
Opponent outrebounds BYU	0-3
BYU and opponent tie in rebounds	1-0
vs. top-25 ranked opponent	0-2
vs. 2011 regular-season conference champions	0-2
vs. 2011 postseason teams	7-3

# PLAYERS IN DOUBLE FIGURES	11-12	CONF
One Player	0-1	0-0
Two Players	2-0	1-0
Three Players	5-2	1-1
Four Players	7-1	3-0
Five Players	1-0	0-0
Six Players	1-0	0-0

LATE FREE THROWS	5:00-2:00	2:00-0:00/OT
Charles Abouo	7-9 (.778)	4-4 (1.000)
Noah Hartsock	4-4 (.500)	4-4 (1.000)
Brandon Davies	6-9 (.667)	3-3 (1.000)
Nick Martineau	—	1-2 (.500)
Josh Sharp	2-4 (.500)	6-8 (.750)
Nate Austin	2-5 (.400)	5-8 (.625)
Damarcus Harrison	—	1-2 (.500)
Anson Winder	2-3 (.667)	6-7 (.857)
Craig Cusick	—	6-7 (.857)
Matt Carlino	2-4 (.500)	6-8 (.750)
Team	25-38 (.658)	42-53 (.792)

DUNKS	11-12	CAREER
Charles Abouo	3	16
Brandon Davies	20	44
Chris Collinsworth	0	4
Noah Hartsock	3	8
Brock Zylstra	1	2
Stephen Rogers	1	2
Josh Sharp	1	1
Anson Winder	1	1
Nate Austin	2	2
Damarcus Harrison	3	3
BYU	35	
Opponents	23	

BYU STARTING LINEUPS

OPPONENT	(1)	(2)	(3)	(4)	(5)
at Utah State	Zylstra	Rogers	Abouo	Hartsock	Davies
BYU-Hawaii	Zylstra	Rogers	Abouo	Hartsock	Davies
Longwood	Cusick	Zylstra	Abouo	Hartsock	Davies
Prairie View A&M	Cusick	Zylstra	Abouo	Hartsock	Davies
vs. Nevada	Winder	Zylstra	Abouo	Hartsock	Davies
vs. Wisconsin	Winder	Zylstra	Abouo	Hartsock	Davies
vs. Northern Arizona	Winder	Zylstra	Abouo	Hartsock	Davies
vs. Oregon	Winder	Zylstra	Abouo	Hartsock	Davies
Weber State	Winder	Zylstra	Abouo	Hartsock	Davies
at Utah	Winder	Zylstra	Abouo	Hartsock	Davies
Baylor	Cusick	Zylstra	Abouo	Hartsock	Davies
Buffalo	Carlino	Zylstra	Abouo	Hartsock	Davies
UC Santa Barbara	Carlino	Zylstra	Abouo	Hartsock	Davies
Cal State San Marcos	Carlino	Zylstra	Abouo	Hartsock	Davies
at Saint Mary's	Carlino	Zylstra	Abouo	Hartsock	Davies
San Diego	Carlino	Zylstra	Abouo	Hartsock	Davies
at Loyola Marymount	Carlino	Zylstra	Abouo	Hartsock	Davies
San Francisco	Carlino	Zylstra	Abouo	Hartsock	Davies
Santa Clara	Carlino	Zylstra	Abouo	Hartsock	Davies
at San Diego	Carlino	Zylstra	Abouo	Hartsock	Davies
Loyola Marymount					
at Pepperdine					
at Virginia Tech					
Saint Mary's					
Gonzaga					
at Portland					
Pepperdine					
at San Francisco					
at Santa Clara					
Gonzaga					
Portland					

WON-LOSS RECORDS/STARTING LINEUPS

RECORD	(1)	(2)	(3)	(4)	(5)
1-1	Zylstra	Rogers	Abouo	Hartsock	Davies
2-1	Cusick	Zylstra	Abouo	Hartsock	Davies
5-1	Winder	Zylstra	Abouo	Hartsock	Davies
8-1	Carlino	Zylstra	Abouo	Hartsock	Davies

FREE THROW STREAKS

Abouo	12	12/31/11 - current	Davies	7	12/10/11 - 12/17/11
Davies	11	11/22/11 - 12/10/11	Winder	7	12/22/11 - current
Hartsock	10	11/25/11 - 12/3/11			
Hartsock	10	12/7/11 - 12/20/11			
Abouo	9	12/22/11 - 12/27/11			
Hartsock	8	11/11/11 - 11/18/11			
Hartsock	8	12/3/11 - 12/7/11			
Abouo	8	11/22/11 - 12/7/11			
Hartsock	8	12/22/11 - 12/27/11			
Davies	7	11/11/11 - 11/15/11			

MARGIN OF VICTORY

MARGIN	WINS	LOSSES
1 point		
2 points		
3 points		1
4 points		
5 points		
6 points		
7 points		1
8 points	1	
9 points		
10 points		
11 points		
12 points		
13 points		
14 points	2	
15 points	1	
16-19 points	3 (19, 17, 19)	2 (17, 16)
20-24 points	2 (21, 21)	
25-29 points	3 (28, 28, 25)	
30-plus points	4 (32, 35, 36, 39)	

STREAKS

STREAK	11-12	OVERALL
Current won/loss streak	5 wins	same
At home	6 wins	same
On the road	2 wins	same
On a neutral floor	2 wins	same
At home vs. Nonconference	3 wins	same
At home vs. WCC	3 wins	same
On the road vs. Nonconference	1 win	same
On the road vs. WCC	2 wins	same
On a neutral floor vs. Nonconference	2 wins	same
On a neutral floor vs. WCC	—	—
at regular-season tournament	1 loss	same
at WCC Tournament	—	—
at NCAA Tournament	—	1 loss
at NIT	—	2 losses
Games With a Three-Point Make	20	495

GAMES PLAYED

	2011-12	CAREER
Charles Abouo	20 (16-4)	126 (103-23)
Noah Hartsock	20 (16-4)	120 (98-22)
Brandon Davies	20 (16-4)	84 (73-11)
Brock Zylstra	20 (16-4)	69 (58-11)
Nick Martineau	14 (13-1)	60 (54-6)
Chris Collinsworth	2 (1-1)	46 (36-10)
Stephen Rogers	14 (12-2)	50 (43-7)
Craig Cusick	20 (16-4)	same
Josh Sharp	17 (14-3)	same
Damarcus Harrison	18 (14-4)	same
Nate Austin	20 (16-4)	same
Anson Winder	19 (16-3)	same
Matt Carlino	10 (8-2)	same

GAMES STARTED

	2011-12	CAREER
Noah Hartsock	20 (16-4)	86 (72-14)
Brandon Davies	20 (16-4)	47 (40-7)
Charles Abouo	20 (16-4)	46 (39-7)
Brock Zylstra	20 (16-4)	same
Matt Carlino	8 (7-1)	same
Anson Winder	6 (5-1)	same
Craig Cusick	3 (2-1)	same
Stephen Rogers	2 (1-1)	same



2011-12 SCORING BY HALF (BYU-OPPONENT)

	1ST HALF	(MARGIN)	FG %	2ND HALF	(MARGIN)	FG %	OT	(MARGIN)	FG %	FINAL	(MARGIN)	FG %
at Utah State	28-30	-2	50.0-47.6	34-39	-5	44.0-44.4	—	—	—	62-69	-7	46.8-45.8
BYU-Hawaii	40-17	+23	50.0-19.4	33-35	-2	47.8-40.5	—	—	—	73-52	+21	49.1-30.9
Longwood	35-29	+6	44.0-39.3	57-31	+26	63.6-42.9	—	—	—	92-60	+32	55.2-41.1
Prairie View A&M	34-25	+9	43.5-32.3	56-26	+30	67.9-26.3	—	—	—	90-51	+39	56.9-29.0
vs. Nevada	34-27	+7	46.7-34.5	42-28	+14	63.0-40.7	—	—	—	76-55	+21	54.4-37.5
vs. Wisconsin	32-34	-2	50.0-42.9	24-39	-15	36.0-60.0	—	—	—	56-73	-17	43.1-50.9
vs. Northern Arizona	44-21	+23	48.5-33.3	43-31	+12	54.5-41.4	—	—	—	87-52	+35	51.5-37.7
vs. Oregon	38-31	+7	37.8-41.7	41-34	+7	41.2-36.4	—	—	—	79-65	+14	39.4-38.6
Weber State	47-34	+13	40.9-32.4	47-32	+15	63.6-34.5	—	—	—	94-66	+28	50.6-33.3
at Utah	25-17	+8	26.9-18.2	36-25	+11	52.2-33.3	—	—	—	61-42	+19	38.8-26.9
Baylor	42-38	+4	45.7-46.4	41-48	-7	48.5-54.3	—	—	—	83-86	-3	47.1-50.8
Buffalo	47-39	+8	51.4-53.8	46-39	+7	55.2-52.8	—	—	—	93-78	+15	53.1-52.8
UC Santa Barbara	38-32	+6	48.6-50.0	51-43	+8	47.8-50.0	—	—	—	89-75	+14	48.3-50.0
Cal State San Marcos	32-23	+9	44.8-34.5	47-28	+19	54.5-38.5	—	—	—	79-51	+28	50.0-36.4
at Saint Mary's	43-53	-10	54.3-57.1	39-45	-6	42.4-53.6	—	—	—	82-98	-16	48.5-55.4
San Diego	34-24	+10	38.7-22.2	54-28	+26	60.7-23.5	—	—	—	88-52	+36	49.2-23.0
at Loyola Marymount	34-34	0	35.1-37.5	39-31	+8	53.8-31.4	—	—	—	73-65	+8	42.9-34.3
San Francisco	42-20	+22	61.5-25.8	39-36	+3	46.4-40.7	—	—	—	81-56	+25	53.7-32.8
Santa Clara	45-42	+3	53.6-51.7	50-36	+14	60.0-41.4	—	—	—	95-78	+17	56.9-46.6
at San Diego	37-29	+8	41.2-40.0	45-34	+11	50.0-41.2	—	—	—	82-63	+19	45.2-40.7
Loyola Marymount												
at Pepperdine												
at Virginia Tech												
Saint Mary's												
Gonzaga												
at Portland												
Pepperdine												
at San Francisco												
at Santa Clara												
Gonzaga												
Portland												
SEASON TOTALS	37.5-30.0	+7.6	45.7-37.7	43.2-34.4	+8.8	52.9-40.8	—	—	—	80.8-64.3	+16.4	49.0-39.4

2011-12 OFFENSIVE TRENDS (BYU-OPPONENT)

	PTS/PAINT	(MARGIN)	PTS OFF T.O.	(MARGIN)	2ND CHANCE PTS	(MARGIN)	FASTBREAK PTS	(MARGIN)	BENCH PTS	(MARGIN)	BIG RUN	BIG LEAD
at Utah State	22-20	+2	15-21	-6	7-9	-2	0-0	0	6-11	-5	5-0/11-0	4/11
BYU-Hawaii	30-22	+8	15-4	+11	11-8	+3	6-0	+6	18-13	+5	13-0/5-0	26/--
Longwood	26-12	+14	16-4	+12	25-3	+22	4-2	+2	44-16	+28	9-0/7-0	32/6
Prairie View A&M	30-24	+6	14-7	+7	12-10	+2	10-4	+6	41-19	+22	18-0/4-0	41/3
vs. Nevada	40-28	+12	22-10	+12	13-7	+6	16-2	+14	6-5	+1	16-0/9-0	24/2
vs. Wisconsin	30-24	+6	11-20	-9	12-9	+3	11-2	+9	19-23	-4	7-0/11-0	4/22
vs. Northern Arizona	28-26	+2	28-10	+18	10-2	+8	10-6	+4	27-24	+3	15-0/5-0	37/4
vs. Oregon	27-22	+5	17-9	+9	19-8	+11	6-0	+6	25-16	+9	13-0/8-0	21/8
Weber State	42-22	+20	14-9	+6	15-11	+4	10-2	+8	34-20	+14	8-0/10-0	34/3
at Utah	12-20	-8	8-2	+6	12-6	+6	2-0	+2	21-9	+12	10-0/5-0	22/4
Baylor	41-24	+17	20-26	-6	24-12	+12	11-2	+9	27-19	+8	11-0/6-0	13/9
Buffalo	28-34	-6	20-21	-1	17-9	+8	14-0	+14	31-15	+16	8-0/9-0	21/11
UC Santa Barbara	34-37	-3	18-19	-1	4-9	-5	8-3	+5	4-9	-5	9-0/7-0	15/5
Cal State San Marcos	46-24	+22	28-9	+19	12-6	+6	14-6	+8	20-17	+3	10-0/7-0	28/--
at Saint Mary's	33-32	+1	18-22	-4	18-13	+5	11-8	+3	15-13	+2	7-0/13-0	3/22
San Diego	32-14	+18	16-7	+9	9-10	-1	13-0	+13	21-29	-8	13-0/5-0	36/2
at Loyola Marymount	20-24	-4	16-20	-4	12-13	-1	0-4	-4	21-14	+7	8-0/12-0	13/8
San Francisco	21-24	-3	15-21	-6	9-2	+7	7-4	+3	19-24	-5	14-0/6-0	31/--
Santa Clara	50-30	+20	17-14	+3	9-6	+3	16-0	+16	10-9	+1	7-0/6-0	17/2
at San Diego	2-8	-6	16-15	+1	18-12	+6	0-0	0	18-17	+1	9-0/7-0	22/7
Loyola Marymount												
at Pepperdine												
at Virginia Tech												
Saint Mary's												
Gonzaga												
at Portland												
Pepperdine												
at San Francisco												
at Santa Clara												
Gonzaga												
Portland												
SEASON TOTALS	594-471	+123	344-270	+74	268-165	+103	169-45	+124	427-322	+105		
TIMES LED, RECORD (W/L/T)	10-4/6-0/0-0		12-0/4-4/0-0		13-3/3-1/0-0		14-3/1-0/1-1		13-2/3-2/0-0			



**2011-12 WCC STANDINGS (AS OF 1/17/12)**

	WCC	Pct	Overall
Saint Mary's	6-0	1.000	17-2
BYU	5-1	.833	16-4
Gonzaga	4-1	.800	14-3
Loyola Marymount	3-2	.600	10-8
Portland	2-3	.400	5-13
San Francisco	2-4	.333	12-8
San Diego	1-4	.200	6-11
Pepperdine	1-5	.167	7-10
Santa Clara	0-4	.000	8-9

2011-12 WCC PLAYERS OF THE WEEK

Nov. 14	Ashley Hamilton, Loyola Marymount
Nov. 21	Kevin Pangos, Gonzaga
Nov. 28	Evan Roquemore, Santa Clara
Dec. 5	Noah Hartsock, BYU
Dec. 12	Angelo Caloiaro, San Francisco
Dec. 19	Elias Harris, Gonzaga
Dec. 26	Kevin Pangos, Gonzaga
Jan. 2	Brandon Davies, BYU
Jan. 9	Rob Jones, Saint Mary's
Jan. 16	Matthew Dellavedova, Saint Mary's

PRESEASON WCC MEDIA POLL

School (First-place votes)	Points
1. Gonzaga University (7)	63
2. Saint Mary's College (1)	56
3. Brigham Young University (1)	52
4. University of San Francisco	42
5. Santa Clara University	35
6. Loyola Marymount University	27
7. University of Portland	25
8. Pepperdine University	13
9. University of San Diego	11

PRESEASON ALL-WCC

Player	School	Yr.	Pos.
Brandon Davies	BYU	Jr.	F
Matthew Dellavedova	Saint Mary's	Jr.	G
Kevin Foster	Santa Clara	RS-Jr.	G
Rashad Green	San Francisco	Sr.	G
Elias Harris	Gonzaga	Jr.	F
Rob Jones	Saint Mary's	RS-Sr.	F
Nemanja Mitrovic	Portland	Sr.	G
Robert Sacre	Gonzaga	RS-Sr.	C
Drew Viney	Loyola Marymount	RS-Sr.	F
Michael Williams	San Francisco	Jr.	G

Note: Team listed alphabetically

Click/scan to view the WCC men's basketball page on WCCsports.com

**TEAM**

WCC STATS (1/17/12)	ALL	CONF
Scoring Offense	1st	1st
Scoring Defense	4th	5th
Scoring Margin	2nd	2nd
FT Percentage	6th	5th
FG Percentage	1st	2nd
FG Percentage Defense	1st	2nd
3FG Percentage	1st	1st
3FG Percentage Defense	2nd	2nd
3-Point FG Made/Game	3rd	2nd
Rebounding Offense	1st	1st
Rebounding Defense	4th	2nd
Rebounding Margin	2nd	1st
Blocked Shots	1st	T4th
Assists	1st	1st
Steals	3rd	3rd
Turnover Margin	2nd	6th
Assist/Turnover Ratio	2nd	2nd
Offensive Rebounds	8th	3rd
Defensive Rebounds	1st	1st
Defensive Reb Pct	1st	1st
Offensive Reb Pct	6th	T2nd

NCAA STATS (1/15/12)	RANK	ACTUAL
Won-Lost Percentage	34	78.9
Scoring Offense	11	80.7
Scoring Defense	116	64.4
Scoring Margin	12	16.3
Field-Goal Percentage	15	49.2
Field-Goal Pct Defense	41	39.3
3-Point Field Goals/Game	51	7.8
3-Point Field-Goal Pct	23	39.4
Three Pt FG Defense	85	31.6
Free-Throw Percentage	141	69.7
Rebound Margin	18	7.3
Assists Per Game	3	19.2
Assist Turnover Ratio	13	1.38
Blocked Shots Per Game	64	4.6
Steals Per Game	57	8.1
Turnovers Per Game	163	13.8
Turnover Margin	109	1.4
Personal Fouls Per Game	134	17.9

Click/scan to view the NCAA Division I Men's Basketball statistics

**INDIVIDUAL**

WCC (1/17/12)	TOP BYU PLAYER - ALL	TOP BYU PLAYER - CONF
Scoring	Noah Hartsock - 2nd	Brandon Davies - 1st
Rebounding	Brandon Davies - 3rd	Brandon Davies - 2nd
FG Percentage	Noah Hartsock - 2nd	Brock Zylstra - 5th
Assists	Charles Abouo - 11th	Matt Carlino - 3rd
FT Percentage	Noah Hartsock - 8th	Charles Abouo - T13th
Steals	Brandon Davies - T9th	Brandon Davies - 9th
3FG Percentage	Brock Zylstra - 1st	Craig Cusick - 1st
3FG Made/Game	Brock Zylstra - 8th	Matt Carlino - 7th
Blocked Shots	Noah Hartsock - 1st	Brandon Davies - T1st
Assist/TO Ratio	Charles Abouo - 10th	Charles Abouo - 1st
Offensive Rebounds	Brandon Davies - 5th	Brandon Davies - 10th
Defensive Rebounds	Brandon Davies - 2nd	Brandon Davies - 1st
Minutes Played	Noah Hartsock - 7th	Noah Hartsock - 7th

NCAA (1/15/12)	BYU PLAYER - RANK	ACTUAL
Points Per Game	Noah Hartsock - 66	17.3
Field Goal Percentage	Noah Hartsock - 17	59.6
	Brandon Davies - 72	51.5
Free Throw Percentage	Noah Hartsock - 127	81.0
Rebounds Per Game	Brandon Davies - 89	7.9
Blocked Shots Per Game	Noah Hartsock - 84	1.7
	Brandon Davies - 194	1.2



2011-12 NUMERICAL ROSTER

No.	Name	Pos.	Ht.	Wt.	Yr.	Hometown (Previous School)
0	Brandon Davies	F	6-9	235	Jr.	Provo, Utah (Provo HS)
1	Charles Abouo	G/F	6-5	215	Sr.	Abidjan, Cote d'Ivoire (Brewster Academy)
2	Craig Cusick	G	6-2	185	Jr.	Orem, Utah (Utah)
3	Austin Nelson	G	6-0	160	Fr.	Henderson, Nev. (Coronado HS)
5	Chris Collinsworth	F	6-9	235	So.	Provo, Utah (Provo HS)
10	Matt Carlino	G	6-2	175	Fr.	Scottsdale, Ariz. (Bloomington South HS)
12	Josh Sharp	F	6-7	185	Fr.	Highland, Utah (Utah)
13	Brock Zylstra	G/F	6-6	210	Jr.	La Verne, Calif. (Bonita HS)
14	Nick Martineau	G	6-0	170	Jr.	Fruit Heights, Utah (Davis HS)
15	Jaren Sweeney	G/F	6-5	190	Fr.	Mesa, Ariz. (Mountain View HS)
20	Anson Winder	G	6-3	195	Fr.	Las Vegas, Nev. (Bishop Gorman HS)
21	Stephen Rogers	F	6-8	195	Jr.	Mesa, Ariz. (Mesa CC)
24	Damarcus Harrison	G	6-5	190	Fr.	Greenwood, S.C. (Christ School)
33	Nate Austin	F/C	6-10	215	Fr.	Alpine, Utah (Lone Peak HS)
34	Noah Hartsock	F	6-8	230	Sr.	Bartlesville, Okla. (Bartlesville HS)
42	Ian Harward	F/C	6-10	215	Fr.	Orem, Utah (Orem HS)

Head Coach: Dave Rose, 7th year (Houston, 1983)

Assistant Coaches: Terry Nashif (BYU, 2005); Tim LaComb (Utah, 2006), Mark Pope (Kentucky, 1996)

Director of Basketball Operations: Mike Hall (BYU, 2005)

Team Trainer: Robert Ramos (BYU, 1995)

Click/scan to view the BYU men's basketball roster on
BYUcougars.com

**PRONUNCIATION GUIDE**

CHARLES ABOUO
a-BOO-oh

ANSON WINDER
AN-son WINE-der

MATT CARLINO
car-LEE-no

BROCK ZYLSTRA
ZIL-stra

DAMARCUS HARRISON
duh-MARCUS

TERRY NASHIF
NASH-if

IAN HARWARD
har-WORD

ROBERT RAMOS
RAY-mus

NICK MARTINEAU
MART-in-oh

2011-12 SEASON / CAREER HIGHS

#	PLAYER	POINTS	REBOUNDS	ASSISTS
0	DAVIES, Brandon Career:	28 at Saint Mary's same	22 vs. San Diego same	6 vs. San Francisco 6 at Air Force (10-11), vs. USF (11-12)
1	ABOUO, Charles Career:	22 vs. Nevada 25 vs. Wyoming (10-11)	16 vs. Longwood same	7 vs. San Francisco, at San Diego same
2	CUSICK, Craig Career:	10 at Utah same	4, at Loyola Marymount same	8 vs. Weber State same
5	COLLINSWORTH, Chris Career:	— 15 vs. Chicago State	1 vs. BYU-Hawaii 11 at UNLV (07-08)	1 at Utah State 3 four times, last vs. Chicago State (10-11)
10	CARLINO, Matt Career:	22 vs. UC Santa Barbara same	7 vs. Buffalo, at San Diego same	11 vs. Buffalo same
12	SHARP, Josh Career:	5 vs. BYU-Hawaii, vs. PVAMU same	6 vs. BYU-Hawaii, vs. PVAMU same	3 vs. Longwood same
13	ZYLSTRA, Brock Career:	26 vs. Buffalo same	7 vs. Baylor, vs. UCSB, at San Diego same	5 vs. UC Santa Barbara same
14	MARTINEAU, Nick Career:	3 vs. Longwood 6 vs. Loyola Marymount (07-08)	3 vs. CSUSM same	2 vs. PVAMU, vs. CSUSM 4 vs. Loyola Marymount (07-08)
20	WINDER, Anson Career:	20 vs. Buffalo same	4 vs. Nevada same	9 vs. Northern Arizona same
21	ROGERS, Stephen Career:	18 vs. PVAMU same	6 vs. Northern Arizona 8 vs. UNLV (10-11)	3 at USU, vs. Longwood, vs. NAU, vs. SCU same
24	HARRISON, Damarcus Career:	11 vs. Longwood same	3 vs. Baylor, vs. CSUSM same	2 vs. BYUH, vs. PVAMU, vs. UCSB, vs. CSUSM same
33	AUSTIN, Nate Career:	15 vs. Weber State same	9 vs. Weber State, vs. San Francisco same	2 at Saint Mary's, vs. Santa Clara same
34	HARTSOCK, Noah Career:	23 vs. Oregon same	12 vs. Oregon, vs. Weber State 13 vs. Vermont (10-11)	5 vs. BYU-Hawaii 6 vs. Eastern New Mexico (09-10)



CAREER HIGHLIGHTS

- 175-49 overall record for a BYU record .781 winning percentage
- With 159 victories in his first six seasons is tied for third all-time for best career starts (through six seasons) by wins in NCAA history and second in BYU history for career victories
- Four Mountain West Conference regular season titles, a BYU and MWC record
- Three-time MWC Coach of the Year (2006, 2007, 2011)
- Two-time USBWA District VIII Coach of the Year (2006, 2011)
- Honorable Mention for National Coach of the Year by Scout.com (2006)
- Five-consecutive trips to the NCAA Tournament, a BYU record
- Five-consecutive 25-win seasons, a BYU record
- Holds top two spots for wins in a season in BYU history with 32 in 2010-11 and 30 in 2009-10
- Took BYU to the Sweet 16 in 2011 for the first time since 1981
- Coached Jimmer Fredette, the 2011 Consensus National Player of the Year (received the Wooden Award, Naismith Trophy, Oscar Robertson Trophy and other national awards)
- Naismith Coach of the Year Finalist in 2011
- Finalist for the Clair Bee Award in 2010

COACHING EXPERIENCE

- BYU Head Coach (2005-present)
- BYU Associate Head Coach (2000-2005)
- BYU Assistant Coach (1997-2000)
- Dixie State Head Coach (1990-1997)
- Dixie State Assistant Coach (1987-1990)
- Assistant coach at Pine View High School (1986-87)
- Head coach at Millard High School (1983-86)

SERVICE

- NABC Game Pillar Award for Service in 2008
- 63rd recipient of the Dale Rex Memorial Award
- Honorary Chair of the Children with Cancer Christmas Foundation
- Was the first coach in the state of Utah to participate in the American Cancer Society's nationwide Coaches vs. Cancer campaign
- Lobbied before Congress for more funding for cancer research in September 2010

EDUCATION

- Houston (1983, B.A.)

PLAYING CAREER

- Played baseball and basketball at Dixie State College
- Played for Houston from 1980-83 (played in 1980-81 and 82-82, redshirted in 1981-82)
- Co-Captain on the famous "Phi-Slamma Jamma" team that featured Hakeem Olajuwon and Clyde Drexler
- Helped Houston achieve a No. 1 ranking and reach the national championship game in 1983

MISSION

- Manchester England (1977-79)

PERSONAL/FAMILY

- Wife: Cheryl
- Children: Daughter Chanell and husband Brock Reichner, son Garrett and wife Brooke, daughter Taylor
- Dave and Cheryl Rose have five grandchildren



Click/scan to view Dave Rose's profile on
BYUcougars.com

**ROSE DIVISION I COACHING LEDGER**

SCHOOL	SEASON	OVERALL	MWC/WCC	MWC/WCC TOURNEY	NCAA/NIT
BYU	2005-06	20-9	12-4	0-1	0-1 NIT
BYU	2006-07	25-9	13-3	2-1	0-1 NCAA
BYU	2007-08	27-8	14-2	2-1	0-1 NCAA
BYU	2008-09	25-8	12-4	1-1	0-1 NCAA
BYU	2009-10	30-6	13-3	1-1	1-1 NCAA
BYU	2010-11	32-5	14-2	2-1	2-1 NCAA
BYU	2011-12	16-4	5-1	—	—
TOTAL		175-49 (.781)	83-19 (.814)	8-6 (.571)	3-6



**0 — BRANDON DAVIES**

6-9 • 235 • Junior • Forward
Provo, Utah (Provo HS)

DAVIES NOTES**Last time Out**

- Posted fifth double-double of season with 12 points and 12 rebounds and had 2 assists, 2 blocks and 1 steal at San Diego

In 2011-12

- Has started every game, scored in double figures 15 times and in 8-straight games
- WCC Player of the Week for Jan. 2, averaging 21.0 points and 14.0 boards with two double-doubles
- Five double-doubles this season (Pts/Reb); vs. Baylor (18/13), vs. CSUSM (14/13), vs. San Diego (21/22), at LMU (15/10) and at San Diego (12/12)
- Set career highs with 28 points and 5 steals at Saint Mary's
- Set career-high of 22 rebounds and added 21 points vs. San Diego
- Averages 13.5 points, 7.9 rebounds, 2.2 assists, 1.3 steals and 1.2 blocks
- 51.5 percent FG shooting and 70.1 percent FT shooting
- Named to the All-WCC Preseason team

Other

- Mother is Linda Kathleen Davies and has one brother and one sister
- Also recruited by Utah, Gonzaga, Utah State, Cal Berkeley, Washington State, Penn State and Santa Clara
- Played for Craig Drury at Provo High School where he helped lead the Bulldogs to state titles as a sophomore and junior and a second-place finish as a senior

Click/scan for Davies' bio
 on BYUcougars.com

**11-12 SEASON HIGHS**

Points: 28, at Saint Mary's -- 12/29/11
 Points 1st half: 15, at Saint Mary's -- 12/29/11
 Points 2nd half: 13 at USU -- 11/11/11, at SMC -- 12/29/11
 Rebounds: 22, San Diego -- 12/31/11
 Assists: 6, vs. San Francisco -- 1/7/12
 Steals: 5, at Saint Mary's -- 12/29/11
 Blocks: 3, Weber State -- 12/7/11
 FG made: 11, at Saint Mary's -- 12/29/11
 FG attempts: 18, at Saint Mary's -- 12/29/11
 3FG made: —
 3FG attempts: 1, Baylor -- 12/17/11
 FT made: 6, Baylor -- 12/17/11, at Saint Mary's -- 12/29/31
 FT attempts: 9 at Utah State -- 11/11/11, Baylor -- 12/17/11

CAREER HIGHS

Points: 28, at Saint Mary's -- 12/29/11
 Rebounds: 22, San Diego -- 12/31/11
 Assists: 6, at Air Force -- 02/09/11, vs. San Francisco -- 1/7/12
 Steals: 5, at Saint Mary's -- 12/29/11
 Blocks: 3, four times, last, Weber State -- 12/7/11
 FG made: 11, at Saint Mary's -- 12/29/11
 FG attempts: 18, at Saint Mary's -- 12/29/11
 3FG made: —
 3FG attempts: 1, Utah -- 01/30/10, Baylor -- 12/17/11
 FT made: 12, Colorado State -- 02/23/11
 FT attempts: 16, Colorado State -- 02/23/11

2011-12 GAME-BY-GAME

Opponent	Date	GS	Min	FG	FGA	Pct	3FG	FGA	Pct	FT	FTA	Pct	Off	Def	TR	Avg	PF	FO	A	TO	Blk	Stl	Pts	Avg
at Utah State	11/11/11	*	24	4	10	.400	0	0	.000	5	9	.556	2	3	5	5.0	3	0	1	3	1	2	13	13.0
BYU-HAWAII	11/15/11	*	28	10	13	.769	0	0	.000	5	6	.833	3	6	9	7.0	3	0	3	5	2	1	25	19.0
LONGWOOD	11/18/11	*	20	1	3	.333	0	0	.000	0	0	.000	2	2	4	6.0	3	0	4	5	0	0	2	13.3
PRAIRIE VIEW A&M	11/22/11	*	26	4	8	.500	0	0	.000	5	6	.833	3	5	8	6.5	3	0	3	4	2	1	13	13.3
vs Nevada	11/25/11	*	25	4	8	.500	0	0	.000	2	2	1.000	0	3	3	5.8	5	1	4	0	1	0	10	12.6
vs Wisconsin	11/26/11	*	30	4	10	.400	0	0	.000	1	1	1.000	0	4	4	5.5	2	0	1	4	0	3	9	12.0
vs Northern Arizona	11/30/11	*	28	6	9	.667	0	0	.000	2	2	1.000	2	7	9	6.0	1	0	3	0	0	1	14	12.3
vs Oregon	12/03/11	*	20	2	10	.200	0	0	.000	2	2	1.000	1	4	5	5.9	5	1	2	1	1	0	6	11.5
WEBER STATE	12/07/11	*	22	5	11	.455	0	0	.000	1	1	1.000	3	6	9	6.2	4	0	0	2	3	1	11	11.4
at Utah	12/10/11	*	25	1	4	.250	0	0	.000	1	2	.500	3	6	9	6.5	3	0	1	1	1	1	3	10.6
BAYLOR	12/17/11	*	36	6	15	.400	0	1	.000	6	9	.667	5	8	13	7.1	3	0	1	1	1	1	18	11.3
BUFFALO	12/20/11	*	22	1	3	.333	0	0	.000	0	2	.000	3	1	4	6.8	3	0	1	0	2	1	2	10.5
UC SANTA BARBARA	12/22/11	*	32	7	16	.438	0	0	.000	3	3	1.000	2	4	6	6.8	2	0	1	2	0	4	17	11.0
CS SAN MARCOS	12/27/11	*	26	7	11	.636	0	0	.000	0	0	.000	4	9	13	7.2	1	0	2	2	1	0	14	11.2
at Saint Mary's (CA)	12/29/11	*	30	11	18	.611	0	0	.000	6	8	.750	3	4	7	7.2	4	0	0	3	1	5	28	12.3
SAN DIEGO	12/31/11	*	35	8	13	.615	0	0	.000	5	8	.625	6	16	22	8.1	3	0	4	3	2	1	21	12.9
at Loyola Marymount	01/05/12	*	29	6	12	.500	0	0	.000	3	5	.600	0	10	10	8.2	4	0	2	6	2	0	15	13.0
SAN FRANCISCO	01/07/12	*	22	5	9	.556	0	0	.000	2	4	.500	2	4	6	8.1	4	0	6	2	2	1	12	12.9
SANTA CLARA	01/14/12	*	29	9	13	.692	0	0	.000	5	7	.714	0	5	5	7.9	4	0	2	2	1	2	23	13.5
at San Diego	01/16/12	*	32	3	9	.333	0	0	.000	6	10	.600	6	6	12	8.2	2	0	2	2	2	1	12	13.4
Totals			20	541	104	205	.507	0	1	.000	60	87	.690	50	113	163	8.2	62	2	43	48	25	268	13.4

MISCELLANEOUS

	11-12	Career
Double-Figure Pts:	15 (12-3)	41 (36-5)
20-plus Pts:	4 (3-1)	7 (6-1)
Double-Figure Reb:	5 (4-1)	9 (8-1)
Double-Doubles:	5 (4-1)	9 (8-1)
3-plus Steals:	3 (2-1)	4 (3-1)
3-plus Blocks:	1 (1-0)	4 (4-0)
3-plus 3-point FGs:	0 (0-0)	0 (0-0)
Scoring Leader:	5 (3-2)	6 (4-2)
Rebound Leader:	10 (9-1)	24 (21-3)
Assist Leader:	1 (1-0)	3 (3-0)


CAREER STATISTICS (ALL GAMES)

Year	GP	GS	Min	Avg	FG	FGA	Pct	3FG	FGA	Pct	FT	FTA	Pct	Off	Def	TR	Avg	PF	FO	A	TO	Blk	Stl	Pts	Avg
2009-10	35	1	474	13.5	69	128	.539	0	1	.000	50	88	.568	30	74	104	3.0	91	1	9	47	14	13	188	5.4
2010-11	29	26	721	24.9	115	219	.525	0	0	.000	93	138	.674	63	117	180	6.2	90	4	43	44	27	20	323	11.1
2011-12	20	20	541	27.1	104	205	.507	0	1	.000	60	87	.690	50	113	163	8.2	62	2	43	48	25	26	268	13.4
TOTAL	84	47	1736	20.7	288	552	.522	0	2	.000	203	313	.649	143	304	447	5.3	243	7	95	139	66	59	779	9.3

CAREER STATISTICS (CONFERENCE GAMES)

Year	GP	GS	Min	Avg	FG	FGA	Pct	3FG	FGA	Pct	FT	FTA	Pct	Off	Def	TR	Avg	PF	FO	A	TO	Blk	Stl	Pts	Avg
2009-10	15	0	187	12.5	29	63	.460	0	1	.000	22	41	.537	13	35	48	3.2	35	0	3	21	5	6	80	5.3
2010-11	14	14	395	28.2	54	111	.486	0	0	.000	51	74	.689	30	72	102	7.3	46	2	29	25	16	13	159	11.4
2011-12	6	6	177	29.5	42	74	.568	0	0	.000	27	42	.643	17	45	62	10.3	21	0	16	18	10	10	111	18.5
TOTAL	35	20	759	21.7	125	248	.504	0	1	.000	100	157	.637	60	152	212	6.1	102	2	48	64	31	29	350	10.0



**1 — CHARLES ABOUO**

6-5 • 215 • Senior • Guard/Forward
Abidjan, Cote d'Ivoire (Brewster Academy)

ABOUO NOTES**Last time Out**

- Posted 14 points, 7 rebounds and tied a career high with 7 assists at San Diego

In 2011-12

- Has started every game and scored in double figures 11 times
- Averages 11.4 points, 6.2 rebounds, 3.2 assists and 1.1 steals
- Narrowly missed a double-double vs. Baylor (17 points, 9 rebounds)
- Posted a double-double with 19 points on 6 of 9 shooting and a career-best 16 rebounds, 4 assists and 2 blocks against Longwood
- Scored a season-high 22 points, tied a career high with four 3s and added 8 boards, 4 assists and 3 steals against Nevada
- 44.1 percent FG shooting and 41.0 percent 3-point FG shooting

Other

- Parents are Ernest and Yvonne Abouo
- Played for the Utah Pump and Run AAU team with BYU players Chris Collinsworth and Nick Martineau
- Also recruited by San Diego State, Wichita State, Utah State, Loyola, Montana, Tulsa and Virginia Commonwealth
- Played for the Cote d'Ivoire Senior National Team during the summers of 2009 and 2010
- Played in the 2010 World Championships in Turkey with the Cote d'Ivoire National Team.
- Helped Brewster Academy (Wolfeboro, N.H.) set a school record with a 31-4 overall record in 2007-08

Click scan for Abouo's
 bio on BYUcougars.com

**11-12 SEASON HIGHS**

Points: 22, vs. Nevada – 11/25/11
 Points 1st half: 10, at San Diego – 1/16/12
 Points 2nd half: 16 vs. Nevada – 11/25/11
 Rebounds: 16, Longwood – 11/18/11
 Assists: 7, vs. San Francisco – 1/7/12, at San Diego – 1/16/12
 Steals: 3, BYU-Hawaii – 11/15/11, vs. Nevada – 11/25/11
 Blocks: 2 Longwood – 11/18/11
 FG made: 8 vs. Nevada – 11/25/11
 FG attempts: 15, vs. Oregon – 12/3/11
 3FG made: 4 vs. Nevada – 11/25/11
 3FG attempts: 6, vs. Oregon – 12/3/11
 FT made: 9, UCSB – 12/22/11
 FT attempts: 10, San Diego – 12/31/11

CAREER HIGHS

Points: 25, Wyoming – 03/05/11
 Rebounds: 16, Longwood – 11/18/11
 Assists: 7, vs. San Francisco – 1/7/12, at San Diego – 1/16/12
 Steals: 3, three times, last, vs. Nevada – 11/25/11
 Blocks: 2, Colorado State – 02/23/11; Longwood – 11/18/11
 FG made: 9, Wyoming – 03/05/11
 FG attempts: 15, vs. Oregon – 12/3/11
 3FG made: 4, at SDSU – 02/26/11; vs. Nevada – 11-25-11
 3FG attempts: 6, Utah State – 11/17/10, vs. Oregon – 12/3/11
 FT made: 9, UCSB – 12/22/11
 FT attempts: 10, vs. Arizona – 12/11/10, San Diego – 12/31/11

2011-12 GAME-BY-GAME

Opponent	Date	GS	Min	FG	FGA	Pct	3FG	FGA	Pct	FT	FTA	Pct	Off	Def	TR	Avg	PF	FO	A	TO	Blk	Stl	Pts	Avg	
at Utah State	11/11/11	*	36	4	6	.667	3	5	.600	5	7	.714	3	3	6	6.0	4	0	3	3	0	0	16	16.0	
BYU-HAWAII	11/15/11	*	20	1	4	.250	0	0	.000	2	5	.400	0	6	6	6.0	4	0	3	4	0	3	4	10.0	
LONGWOOD	11/18/11	*	27	6	9	.667	2	3	.667	5	8	.625	5	11	16	9.3	0	0	4	1	2	0	19	13.0	
PRAIRIE VIEW A&M	11/22/11	*	24	4	6	.667	2	3	.667	3	5	.600	2	5	7	8.8	0	0	3	1	0	2	13	13.0	
vs Nevada	11/25/11	*	38	8	12	.667	4	5	.800	2	2	1.000	2	6	8	8.6	2	0	4	5	0	3	22	14.8	
vs Wisconsin	11/26/11	*	34	2	6	.333	0	2	.000	2	2	1.000	1	3	4	7.8	3	0	2	4	1	0	6	13.3	
vs Northern Arizona	11/30/11	*	14	3	8	.375	1	3	.333	2	2	1.000	0	3	3	7.1	2	0	1	2	0	1	9	12.7	
vs Oregon	12/03/11	*	31	3	15	.200	2	6	.333	0	0	.000	5	7	12	7.8	2	0	3	1	0	1	8	12.1	
WEBER STATE	12/07/11	*	23	6	10	.600	3	4	.750	0	1	.000	0	4	4	7.3	2	0	4	0	0	2	15	12.4	
at Utah	12/10/11	*	25	4	6	.667	1	2	.500	2	2	1.000	2	4	6	7.2	3	0	0	2	1	1	11	12.3	
BAYLOR	12/17/11	*	22	7	10	.700	1	4	.250	2	2	1.000	6	3	9	7.4	4	0	2	5	1	0	17	12.7	
BUFFALO	12/20/11	*	24	3	10	.300	1	3	.333	1	2	.500	2	4	6	7.3	4	0	4	4	0	2	8	12.3	
UC SANTA BARBARA	12/22/11	*	26	3	7	.429	1	1	1.000	9	9	1.000	2	4	6	7.2	4	0	2	2	0	2	16	12.6	
CS SAN MARCOS	12/27/11	*	21	1	7	.143	0	4	.000	1	4	.250	3	2	5	7.0	2	0	4	2	0	0	3	11.9	
at Saint Mary's (CA)	12/29/11	*	20	4	9	.444	1	2	.500	0	1	.000	2	2	4	6.8	4	0	0	2	0	0	9	11.7	
SAN DIEGO	12/31/11	*	30	3	8	.375	1	4	.250	8	10	.800	1	3	4	6.6	2	0	3	1	0	1	15	11.9	
at Loyola Marymount	01/05/12	*	33	3	13	.231	1	4	.250	0	0	.000	2	5	7	6.6	3	0	4	0	0	1	7	11.6	
SAN FRANCISCO	01/07/12	*	26	1	5	.200	0	1	.000	0	0	.000	0	2	2	6.4	0	0	7	0	0	2	2	11.1	
SANTA CLARA	01/14/12	*	21	3	6	.500	1	2	.500	6	6	1.000	0	1	1	6.1	4	0	3	1	0	1	13	11.2	
at San Diego	01/16/12	*	34	6	13	.462	0	3	.000	2	2	1.000	1	6	7	6.2	2	0	7	0	0	0	14	11.4	
Totals			20	529	75	170	.441	25	61	.410	52	70	.743	39	84	123	6.2	51	0	63	40	5	22	227	11.4

MISCELLANEOUS

	10-11	Career
Double-Figure Pts:	11 (9-2)	25 (22-3)
20-plus Pts:	1 (1-0)	4 (4-0)
Double-Figure Reb:	2 (2-0)	4 (4-0)
Double-Doubles:	1 (1-0)	2 (2-0)
3-plus Steals:	2 (2-0)	3 (3-0)
3-plus Blocks:	0 (0-0)	0 (0-0)
3-plus 3-point FGs:	3 (2-1)	5 (4-1)
Scoring Leader:	2 (2-0)	2 (2-0)
Rebound Leader:	4 (3-1)	13 (12-1)
Assist Leader:	4 (4-0)	5 (5-0)


CAREER STATISTICS (ALL GAMES)

Year	GP	GS	Min	Avg	FG	FGA	Pct	3FG	FGA	Pct	FT	FTA	Pct	Off	Def	TR	Avg	PF	FO	A	TO	Blk	Stl	Pts	Avg
2008-09	33	1	354	10.7	30	75	.400	9	21	.429	27	42	.643	13	49	62	1.9	33	1	13	22	3	9	96	2.9
2009-10	36	2	464	12.9	57	122	.467	11	27	.407	39	55	.709	40	70	110	3.1	56	1	31	29	9	19	164	4.6
2010-11	37	22	772	20.9	88	212	.415	24	83	.289	68	90	.756	52	127	179	4.8	83	2	30	40	11	29	268	7.2
2011-12	20	20	529	26.5	75	170	.441	25	61	.410	52	70	.743	39	84	123	6.2	51	0	63	40	5	22	227	11.4
TOTAL	126	45	2119	16.8	250	579	.432	69	192	.359	186	257	.724	144	330	474	3.8	223	4	137	131	28	79	755	6.0

CAREER STATISTICS (CONFERENCE GAMES)

Year	GP	GS	Min	Avg	FG	FGA	Pct	3FG	FGA	Pct	FT	FTA	Pct	Off	Def	TR	Avg	PF	FO	A	TO	Blk	Stl	Pts	Avg
2008-09	16	1	137	8.6	14	34	.412	5	10	.500	5	11	.455	4	16	20	1.3	14	0	3	7	1	2	38	2.4
2009-10	16	0	220	13.8	31	61	.508	5	13	.385	14	19	.737	21	38	59	3.7	25	0	17	10	5	10	81	5.1
2010-11	16	7	333	20.8	46	96	.479	14	36	.389	29	40	.725	19	49	68	4.3	40	0	8	13	5	15	135	8.4
2011-12	6	6	164	27.3	20	54	.370	4	16	.250	16	19	.842	6	19	25	4.2	15	0	24	4	0	5	60	10.0
TOTAL	54	14	854	15.8	111	245	.453	28	75	.373	64	89	.719	50	122	172	3.2	94	0	52	34	11	32	314	5.8



**2 — CRAIG CUSICK**6-2 • 185 • Junior • Guard
Orem, Utah (Utah)**CUSICK NOTES****Last time Out**

- Went 3 of 3 from the field including two 3-pointers for 8 points with 1 rebound at San Diego

In 2011-12

- Has played in every game of the season and started three
- Averages 3.4 points, 2.0 assists and 1.3 rebounds
- Scored career-high 10 points at Utah with two 3-pointers
- Career-high 8 assists vs. Weber State and followed up with 6 at Utah
- Hit first 3-pointer of career vs. BYU-Hawaii

Other

- A member of the BYU practice squad in 2010-11
- Parents are Randy and Debbie Cusick
- Named first-team all-state by the Salt Lake Tribune as a junior and senior
- Named first-team all-state by the Deseret News as a senior and second team as a junior
- Leading scorer in 4A and 5A in 2005-06
- Averaged 22 points, 6.5 rebounds and 5 assists per game as a senior
- Orem High School's all-time leading scorer
- Led Orem to the state tournament semifinals in 2005 and 2006

Click/scan for Cusick's
bio on BYUcougars.com**11-12 SEASON/CAREER HIGHS**

Points: 10, at Utah — 12/10/11
 Points 1st half: 6, at San Diego — 1/16/12
 Points 2nd half: 9, at Loyola Marymount — 1/5/12
 Rebounds: 4, at Loyola Marymount — 1/5/12
 Assists: 8, Weber State — 12/7/11
 Steals: 1, 10 times, last, at Loyola Marymount — 1/5/12
 Blocks: —
 FG made: 3, at Loyola Marymount — 1/5/12
 FG attempts: 6, at Loyola Marymount — 1/5/12
 3FG made: 3, at Loyola Marymount — 1/5/12
 3FG attempts: 4, BYU-Hawaii — 11/15/11, at Utah — 12/10/11
 FT made: 4, at Utah — 12/10/11
 FT attempts: 5, at Utah — 12/10/11

MISCELLANEOUS

	11-12	Career
Double-Figure Pts:	1 (1-0)	1 (1-0)
20-plus Pts:	0 (0-0)	0 (0-0)
Double-Figure Reb:	0 (0-0)	0 (0-0)
Double-Doubles:	0 (0-0)	0 (0-0)
3-plus Steals:	0 (0-0)	0 (0-0)
3-plus Blocks:	0 (0-0)	0 (0-0)
3-plus 3-point FGs:	1 (1-0)	1 (1-0)
Scoring Leader:	0 (0-0)	0 (0-0)
Rebound Leader:	0 (0-0)	0 (0-0)
Assist Leader:	4 (2-2)	4 (2-2)

2011-12 GAME-BY-GAME

Opponent	Date	GS	Min	FG	FGA	Pct	3FG	FGA	Pct	FT	FTA	Pct	Off	Def	TR	Avg	PF	FO	A	TO	Blk	Stl	Pts	Avg
at Utah State	11/11/11	9	0	0	.000	0	0	.000	0	2	2	1.000	0	0	0	0.0	1	0	1	0	0	1	2	2.0
BYU-HAWAII	11/15/11	23	2	5	.400	1	4	.250	1	2	.500	0	3	3	1.5	1	0	0	0	0	1	6	4.0	
LONGWOOD	11/18/11	* 16	1	3	.333	1	3	.333	0	0	.000	0	2	2	1.7	3	0	1	0	0	0	3	3.7	
PRAIRIE VIEW A&M	11/22/11	* 19	1	2	.500	1	2	.500	0	0	.000	0	3	3	2.0	0	0	2	0	0	0	3	3.5	
vs Nevada	11/25/11	2	0	0	.000	0	0	.000	0	1	.000	0	0	0	1.6	0	0	0	0	0	1	0	2.8	
vs Wisconsin	11/26/11	20	1	1	1.000	0	0	.000	0	0	.000	1	0	1	1.5	3	0	4	1	0	1	2	2.7	
vs Northern Arizona	11/30/11	13	1	3	.333	0	2	.000	0	0	.000	0	1	1	1.4	0	0	2	2	0	1	2	2.6	
vs Oregon	12/03/11	3	0	0	.000	0	0	.000	0	0	.000	0	1	1	1.4	0	0	0	0	0	0	0	2.3	
WEBER STATE	12/07/11	21	0	1	.000	0	0	.000	0	0	.000	0	2	2	1.4	4	0	8	0	0	1	0	2.0	
at Utah	12/10/11	28	2	5	.400	2	4	.500	4	5	.800	0	3	3	1.6	3	0	6	2	0	0	10	2.8	
BAYLOR	12/17/11	* 18	1	3	.333	0	2	.000	0	0	.000	0	0	0	1.5	1	0	4	1	0	0	2	2.7	
BUFFALO	12/20/11	13	0	1	.000	0	1	.000	0	0	.000	0	0	0	1.3	1	0	3	1	0	0	0	2.5	
UC SANTA BARBARA	12/22/11	8	0	0	.000	0	0	.000	1	2	.500	0	0	0	1.2	0	0	0	1	0	0	1	2.4	
CS SAN MARCOS	12/27/11	15	2	3	.667	0	1	.000	1	1	1.000	0	1	1	1.2	0	0	1	1	0	1	5	2.6	
at Saint Mary's (CA)	12/29/11	15	2	2	1.000	1	1	1.000	0	0	.000	0	1	1	1.2	4	0	3	1	0	1	5	2.7	
SAN DIEGO	12/31/11	19	1	1	1.000	1	1	1.000	0	0	.000	0	1	1	1.2	0	0	3	1	0	1	3	2.8	
at Loyola Marymount	01/05/12	18	3	6	.500	3	3	1.000	0	0	.000	0	4	4	1.4	1	0	0	2	0	1	9	3.1	
SAN FRANCISCO	01/07/12	10	1	3	.333	1	2	.500	0	0	.000	0	1	1	1.3	0	0	1	1	0	0	3	3.1	
SANTA CLARA	01/14/12	19	1	1	1.000	1	1	1.000	0	0	.000	0	0	0	1.3	2	0	0	1	0	0	3	3.1	
at San Diego	01/16/12	18	3	3	1.000	2	2	1.000	0	0	.000	0	1	1	1.3	0	0	0	0	0	0	8	3.4	
Totals		3	307	22	43	.512	14	29	.483	9	13	.692	1	24	25	1.3	24	0	39	15	0	10	67	3.4

CAREER STATISTICS (ALL GAMES)

Year	GP	GS	Min	Avg	FG	FGA	Pct	3FG	FGA	Pct	FT	FTA	Pct	Off	Def	TR	Avg	PF	FO	A	TO	Blk	Stl	Pts	Avg
2011-12	20	3	307	15.4	22	43	.512	14	29	.483	9	13	.692	1	24	25	1.3	24	0	39	15	0	10	67	3.4
TOTAL	20	3	307	15.4	22	43	.512	14	29	.483	9	13	.692	1	24	25	1.3	24	0	39	15	0	10	67	3.4

CAREER STATISTICS (CONFERENCE GAMES)

Year	GP	GS	Min	Avg	FG	FGA	Pct	3FG	FGA	Pct	FT	FTA	Pct	Off	Def	TR	Avg	PF	FO	A	TO	Blk	Stl	Pts	Avg
2011-12	6	0	99	16.5	11	16	.688	9	10	.900	0	0	.000	0	8	8	1.3	7	0	7	6	0	3	31	5.2
TOTAL	6	0	99	16.5	11	16	.688	9	10	.900	0	0	.000	0	8	8	1.3	7	0	7	6	0	3	31	5.2



**COLLINSWORTH NOTES****Last time Out**

- Did not play vs. San Diego

In 2011-12

- Played in first two games of 2011-12 season
- Is currently out with a knee injury

Other

- Parents are Jeff and Alisa and has two sisters and two brothers, brother Kyle played as a freshman for BYU in 2010-11 and is currently serving a mission in Russia
- Served a mission for The Church of Jesus Christ of Latter-day Saints in Australia
- Named the 2007 Gatorade Utah Boys' Basketball Player of the Year and helped Provo win the state title with 27 points in the title game
- As a senior was first-team all-state and received Deseret News 4A and All-Valley MVP honors
- Averaged 16.6 points and 12 rebounds per game despite playing most of the season with a fracture in his right index finger
- Averaged 14.1 points, 6.5 rebounds and 3.3 assists per game to go along with 38 steals and 28 blocks as a junior

Click/scan for Collinsworth's bio on BYUcougars.com

**5 — CHRIS COLLINSWORTH**

6-9 • 235 • Sophomore • Forward
Provo, Utah (Provo HS)

11-12 SEASON HIGHS

Points: —
Points 1st half: —
Points 2nd half: —
Rebounds: 1, BYU-Hawaii – 11/15/11
Assists: 1 at Utah State – 11/11/11
Steals: —
Blocks: 1, BYU-Hawaii – 11/15/11
FG made: —
FG attempts: 1 at Utah State – 11/11/11
3FG made: —
3FG attempts: 1 at Utah State – 11/11/11
FT made: —
FT attempts: —

CAREER HIGHS

Points: 15, Chicago State – 11/20/10
Rebounds: 11, at UNLV – 01/15/08
Assists: 3, 4 times
Steals: 2, twice, last vs. Chicago State – 11/20/10
Blocks: 2, 3 times, last vs. Colorado State – 03/13/08
FG made: 5, Chicago State – 11/20/10
FG attempts: 8, Chicago State – 11/20/10
3FG made: 1, 7 times
3FG attempts: 3, 4 times
FT made: 7, at Weber State – 12/21/10
FT attempts: 8, at Weber State – 12/21/10

2011-12 GAME-BY-GAME

Opponent	Date	GS	Min	FG	FGA	Pct	3FG	FGA	Pct	FT	FTA	Pct	Off	Def	TR	Avg	PF	FO	A	TO	Blk	Stl	Pts	Avg
at Utah State	11/11/11	5	0	1	.000	0	1	.000	0	0	0	.000	0	0	0	0.0	3	0	1	2	0	0	0	0.0
BYU-HAWAII	11/15/11	7	0	1	.000	0	0	.000	0	0	0	.000	0	0	1	0.5	0	0	1	1	0	0	0	0.0
LONGWOOD	11/18/11	DNP																						
PRAIRIE VIEW A&M	11/22/11	DNP																						
vs. Nevada	11/25/11	DNP																						
vs. Wisconsin	11/26/11	DNP																						
vs. Northern Arizona	11/30/11	DNP																						
vs. Oregon	12/03/11	DNP																						
WEBER STATE	12/07/11	DNP																						
at Utah	12/10/11	DNP																						
BAYLOR	12/17/11	DNP																						
BUFFALO	12/20/11	DNP																						
UC SANTA BARBARA	12/22/11	DNP																						
CS SAN MARCOS	12/27/11	DNP																						
at Saint Mary's (CA)	12/29/11	DNP																						
SAN DIEGO	12/31/11	DNP																						
at Loyola Marymount	01/05/12	DNP																						
SAN FRANCISCO	01/07/12	DNP																						
SANTA CLARA	01/14/12	DNP																						
at San Diego	01/16/12	DNP																						
Totals		0	12	0	2	.000	0	1	.000	0	0	.000	0	1	1	0.5	3	0	1	3	1	0	0	0.0

MISCELLANEOUS

	10-11	Career
Double-Figure Pts:	0 (0-0)	4 (4-0)
20-plus Pts:	0 (0-0)	0 (0-0)
Double-Figure Reb:	0 (0-0)	3 (2-1)
Double-Doubles:	0 (0-0)	1 (1-0)
3-plus Steals:	0 (0-0)	0 (0-0)
3-plus Blocks:	0 (0-0)	0 (0-0)
3-plus 3-point FGs:	0 (0-0)	1 (1-0)
Scoring Leader:	0 (0-0)	0 (0-0)
Rebound Leader:	0 (0-0)	11 (8-3)
Assist Leader:	0 (0-0)	1 (0-1)


CAREER STATISTICS (ALL GAMES)

Year	GP	GS	Min	Avg	FG	FGA	Pct	3FG	FGA	Pct	FT	FTA	Pct	Off	Def	TR	Avg	PF	FO	A	TO	Blk	Stl	Pts	Avg
2007-08	35	6	55.7	15.9	42	112	.375	6	33	.182	22	51	.431	47	122	169	4.8	53	0	19	32	14	9	112	3.2
2010-11	9	4	14.7	16.3	16	39	.410	1	8	.125	20	27	.741	16	34	50	5.6	16	1	12	8	0	4	53	5.9
2011-12	2	0	12.0	6.0	0	2	.000	0	1	.000	0	0	.000	0	1	1	0.5	3	0	1	3	1	0	0	0.0
TOTAL	46	10	716	15.6	58	153	.379	7	42	.167	42	78	.538	63	157	220	4.8	72	1	32	43	15	13	165	3.6

CAREER STATISTICS (CONFERENCE GAMES)

Year	GP	GS	Min	Avg	FG	FGA	Pct	3FG	FGA	Pct	FT	FTA	Pct	Off	Def	TR	Avg	PF	FO	A	TO	Blk	Stl	Pts	Avg
2007-08	16	1	24.2	15.1	20	57	.351	3	15	.200	7	20	.350	23	61	84	5.3	19	0	6	9	5	4	50	3.1
TOTAL	16	1	242	15.1	20	57	.351	3	15	.200	7	20	.350	23	61	84	5.3	19	0	6	9	5	4	50	3.1



**10 — MATT CARLINO**

6-2 • 175 • Freshman • Guard
Scottsdale, Ariz. (Bloomington South HS)

CARLINO NOTES**Last time Out**

- Had 14 points, 7 rebounds, 2 assists and 1 block at San Diego

In 2011-12

- Averaging 14.6 points, 4.9 assists, 3.5 rebounds and 1.6 steals
- Scored in double figures in 8 of 10 games played
- Shooting 49.0 percent from the field and 47.2 percent from three
- Scored 22 points and added 6 assists, 1 block and 2 steals vs. UC Santa Barbara
- Posted a double-double vs. Buffalo with 10 points and 11 assists and added 7 rebounds and 3 steals
- Totaled 22 points, 8 assists, 1 block and 1 steal vs. Santa Clara

Other

- Redshirted at BYU in 2010-11 after transferring from UCLA
- Father, Mark, played basketball at Arizona State and uncle Brock Brunkhorst played basketball at Arizona
- Lists former Utah Jazz great, John Stockton, and New York Yankees' closer Mariano Rivera as his sports heroes
- Led Bloomington South to a 23-1 record while averaging 13.4 points, 5.9 rebounds and 4.3 assists per game
- Led Bloomington South to the 4A State Regional Finals and a No. 1 ranking for much of the season
- Named to Indiana Junior All-Star Team and to All-Conference Indiana Team

Click/scan for Carlino's
bio on BYUcougars.com

**11-12 SEASON/CAREER HIGHS**

Points: 22, UCSB -- 12/22/11
Points 1st half: 10, UCSB -- 12/22/11
Points 2nd half: 16, CSUSM -- 12/27/11
Rebounds: 7, Buffalo -- 12/20/11, at San Diego -- 1/16/12
Assists: 11, Buffalo -- 12/20/11
Steals: 3, three times, last, San Diego -- 12/31/11
Blocks: 1, four times, last, Santa Clara -- 1/14/12
FG made: 8, UCSB -- 12/22/11
FG attempts: 15, at Saint Mary's -- 12/29/11
3FG made: 4, Baylor -- 12/17/11
3FG attempts: 8, Baylor -- 12/17/11
FT made: 4, three times, last, Santa Clara -- 1/14/12
FT attempts: 6, at LMU -- 1/5/12, Santa Clara -- 1/14/12

MISCELLANEOUS

	11-12	Career
Double-Figure Pts:	8 (6-2)	8 (6-2)
20-plus Pts:	2 (2-0)	2 (2-0)
Double-Figure Reb:	0 (0-0)	0 (0-0)
Double-Doubles:	1 (1-0)	1 (1-0)
3-plus Steals:	2 (2-0)	2 (2-0)
3-plus Blocks:	0 (0-0)	0 (0-0)
3-plus 3-point FGs:	5 (3-2)	5 (3-2)
Scoring Leader:	2 (1-1)	2 (1-1)
Rebound Leader:	0 (0-0)	0 (0-0)
Assist Leader:	5 (4-1)	5 (4-1)

2011-12 GAME-BY-GAME

Opponent	Date	GS	Min	FG	FGA	Pct	3FG	FGA	Pct	FT	FTA	Pct	Off	Def	TR	Avg	PF	FO	A	TO	Blk	Stl	Pts	Avg	
at Utah State	11/11/11		DNP																						
BYU-HAWAII	11/15/11		DNP																						
LONGWOOD	11/18/11		DNP																						
PRAIRIE VIEW A&M	11/22/11		DNP																						
vs. Nevada	11/25/11		DNP																						
vs. Wisconsin	11/26/11		DNP																						
vs. Northern Arizona	11/30/11		DNP																						
vs. Oregon	12/03/11		DNP																						
WEBER STATE	12/07/11		DNP																						
at Utah	12/10/11		DNP																						
BAYLOR	12/17/11		24	7	14	.500	4	8	.500	0	0	.000	0	1	1	1.0	4	0	2	4	1	1	18	18.0	
BUFFALO	12/20/11	*	29	3	9	.333	2	5	.400	2	2	1.000	1	6	7	4.0	3	0	11	5	0	3	10	14.0	
UC SANTA BARBARA	12/22/11	*	32	8	14	.571	3	5	.600	3	5	.600	0	2	2	3.3	1	0	6	3	1	2	22	16.7	
CS SAN MARCOS	12/27/11	*	21	6	7	.857	3	4	.750	4	4	1.000	0	2	2	3.0	2	0	0	2	0	3	19	17.3	
at Saint Mary's (CA)	12/29/11	*	27	5	15	.333	3	6	.500	0	0	.000	1	3	4	3.2	4	0	6	3	0	0	13	16.4	
SAN DIEGO	12/31/11	*	20	3	7	.429	2	5	.400	0	0	.000	0	6	6	3.7	5	1	3	2	1	3	8	15.0	
at Loyola Marymount	01/05/12	*	24	2	9	.222	1	7	.143	4	6	.667	1	1	2	3.4	0	0	7	1	0	1	9	14.1	
SAN FRANCISCO	01/07/12	*	31	4	6	.667	2	3	.667	2	2	1.000	0	1	1	3.1	1	0	4	2	0	2	12	13.9	
SANTA CLARA	01/14/12	*	33	7	12	.583	3	6	.500	4	6	.667	0	3	3	3.1	2	0	8	2	1	1	21	14.7	
at San Diego	01/16/12	*	25	5	9	.556	2	4	.500	2	2	1.000	1	6	7	3.5	2	0	2	4	1	0	14	14.6	
Totals			9	266	50	102	.490	25	53	.472	21	27	.778	4	31	35	3.5	24	1	49	28	5	16	146	14.6


CAREER STATISTICS (ALL GAMES)

Year	GP	GS	Min	Avg	FG	FGA	Pct	3FG	FGA	Pct	FT	FTA	Pct	Off	Def	TR	Avg	PF	FO	A	TO	Blk	Stl	Pts	Avg
2011-12	10	9	266	26.6	50	102	.490	25	53	.472	21	27	.778	4	31	35	3.5	24	1	49	28	5	16	146	14.6
TOTAL	10	9	266	26.6	50	102	.490	25	53	.472	21	27	.778	4	31	35	3.5	24	1	49	28	5	16	146	14.6

CAREER STATISTICS (CONFERENCE GAMES)

Year	GP	GS	Min	Avg	FG	FGA	Pct	3FG	FGA	Pct	FT	FTA	Pct	Off	Def	TR	Avg	PF	FO	A	TO	Blk	Stl	Pts	Avg
2011-12	6	6	160	26.7	26	58	.448	13	31	.419	12	16	.750	3	20	23	3.8	14	1	30	14	3	7	77	12.8
TOTAL	6	6	160	26.7	26	58	.448	13	31	.419	12	16	.750	3	20	23	3.8	14	1	30	14	3	7	77	12.8



**12 — JOSH SHARP**

6-7 • 185 • Freshman • Forward
Highland, Utah (Utah)

SHARP NOTES**Last time Out**

- Played 6 minutes and made 1 free throw at San Diego

In 2011-12

- Has played in 17 of 20 games this year
- Has had at least 1 offensive rebound in nine games
- Averages 1.7 points and 1.8 rebounds
- Knocked down first career 3-pointer vs. Prairie View A&M
- 47.4 percent FG shooting

Other

- Parents are Joe and Debbie Sharp
- Served a mission for The Church of Jesus Christ of Latter-day Saints in Houston
- Played for Quincy Lewis at Lone Peak High School
- Helped the Knights to back-to-back state titles in 2007-08
- Named first-team all-state by the Deseret News and Salt Lake Tribune
- A team captain as a senior
- Averaged 13.5 points and 6.3 rebounds as a senior
- Redshirted the 2008-09 season at Utah

Click/scan for Sharp's bio
 on BYUcougars.com

**11-12 SEASON/CAREER HIGHS**

Points: 5, BYU-Hawaii -- 11/15/11
 Points 1st half: 4, Buffalo -- 12/20/11
 Points 2nd half: 5, BYU-Hawaii -- 11/15/11; PVAMU -- 11/22/11
 Rebounds: 6, BYU-Hawaii -- 11/15/11; PVAMU -- 11/22/11
 Assists: 3, Longwood -- 11/18/11
 Steals: 1, three times, last, San Diego -- 12/31/11
 Blocks: 1, vs. San Francisco -- 1/7/12, San Diego -- 12/31/11
 FG made: 2, three times, last, Buffalo -- 12/20/11
 FG attempts: 4, at Utah State -- 11/11/11
 3FG made: 1, Prairie View A&M -- 11/22/11
 3FG attempts: 1, four times, last, CSUSM -- 1/27/11
 FT made: 2, three times, last, Santa Clara -- 1/14/12
 FT attempts: 4, CSUSM -- 12/27/11

MISCELLANEOUS

	11-12	Career
Double-Figure Pts:	0 (0-0)	0 (0-0)
20-plus Pts:	0 (0-0)	0 (0-0)
Double-Figure Reb:	0 (0-0)	0 (0-0)
Double-Doubles:	0 (0-0)	0 (0-0)
3-plus Steals:	0 (0-0)	0 (0-0)
3-plus Blocks:	0 (0-0)	0 (0-0)
3-plus 3-point FGs:	0 (0-0)	0 (0-0)
Scoring Leader:	0 (0-0)	0 (0-0)
Rebound Leader:	0 (0-0)	0 (0-0)
Assist Leader:	0 (0-0)	0 (0-0)

2011-12 GAME-BY-GAME

Opponent	Date	GS	Min	FG	FGA	Pct	3FG	FGA	Pct	FT	FTA	Pct	Off	Def	TR	Avg	PF	FO	A	TO	Blk	Stl	Pts	Avg
at Utah State	11/11/11	15	1	4	.250	0	0	.000	0	0	.000	0	0	2	2	4	4.0	2	0	0	0	0	2	2.0
BYU-HAWAII	11/15/11	12	2	3	.667	0	0	.000	1	3	.333	2	4	6	5.0	2	0	1	0	0	1	5	3.5	
LONGWOOD	11/18/11	17	0	1	.000	0	0	.000	1	2	.500	1	3	4	4.7	3	0	3	1	0	0	1	2.7	
PRAIRIE VIEW A&M	11/22/11	22	2	2	1.000	1	1	1.000	0	0	.000	1	5	6	5.0	2	0	1	1	0	0	5	3.3	
vs Nevada	11/25/11	10	0	0	.000	0	0	.000	0	0	.000	0	1	1	4.2	1	0	0	2	0	0	0	2.6	
vs Wisconsin	11/26/11	1	0	0	.000	0	0	.000	0	0	.000	1	0	1	3.7	0	0	0	0	0	0	0	2.2	
vs Northern Arizona	11/30/11	16	1	2	.500	0	1	.000	0	0	.000	1	0	1	3.3	3	0	2	3	0	0	2	2.1	
vs Oregon	12/03/11	2	0	0	.000	0	0	.000	0	0	.000	0	0	0	2.9	1	0	0	1	0	0	0	1.9	
WEBER STATE	12/07/11	3	0	0	.000	0	0	.000	0	0	.000	0	0	0	2.6	0	0	0	1	0	0	0	1.7	
at Utah	12/10/11	DNP																						
BAYLOR	12/17/11	DNP																						
BUFFALO	12/20/11	14	2	3	.667	0	1	.000	0	0	.000	0	0	0	2.3	0	0	1	0	0	0	4	1.9	
UC SANTA BARBARA	12/22/11	3	0	0	.000	0	0	.000	0	0	.000	0	0	0	2.1	0	0	0	0	0	0	0	1.7	
CS SAN MARCOS	12/27/11	15	1	3	.333	0	1	.000	2	4	.500	2	2	4	2.3	0	0	1	1	0	1	4	1.9	
at Saint Mary's (CA)	12/29/11	1	0	0	.000	0	0	.000	2	2	1.000	1	0	1	2.2	0	0	0	0	0	0	2	1.9	
SAN DIEGO	12/31/11	5	0	0	.000	0	0	.000	0	0	.000	1	1	2	2.1	0	0	1	1	1	1	0	1.8	
at Loyola Marymount	01/05/12	DNP																						
SAN FRANCISCO	01/07/12	11	0	1	.000	0	0	.000	1	2	.500	0	0	0	2.0	1	0	0	0	1	0	1	1.7	
SANTA CLARA	01/14/12	2	0	0	.000	0	0	.000	2	2	1.000	0	1	1	1.9	0	0	0	0	0	0	2	1.8	
at San Diego	01/16/12	6	0	0	.000	0	0	.000	1	2	.500	0	0	0	1.8	1	0	0	0	0	0	1	1.7	
Totals		0	155	9	19	.474	1	4	.250	10	17	.588	12	19	31	1.8	16	0	10	11	2	3	29	1.7

CAREER STATISTICS (ALL GAMES)

Year	GP	GS	Min	Avg	FG	FGA	Pct	3FG	FGA	Pct	FT	FTA	Pct	Off	Def	TR	Avg	PF	FO	A	TO	Blk	Stl	Pts	Avg
2011-12	17	0	155	9.1	9	19	.474	1	4	.250	10	17	.588	12	19	31	1.8	16	0	10	11	2	3	29	1.7
TOTAL	17	0	155	9.1	9	19	.474	1	4	.250	10	17	.588	12	19	31	1.8	16	0	10	11	2	3	29	1.7

CAREER STATISTICS (CONFERENCE GAMES)

Year	GP	GS	Min	Avg	FG	FGA	Pct	3FG	FGA	Pct	FT	FTA	Pct	Off	Def	TR	Avg	PF	FO	A	TO	Blk	Stl	Pts	Avg
2011-12	5	0	25	5.0	0	1	.000	0	0	.000	6	8	.750	2	2	4	0.8	2	0	1	1	2	1	6	1.2
TOTAL	5	0	25	5.0	0	1	.000	0	0	.000	6	8	.750	2	2	4	0.8	2	0	1	1	2	1	6	1.2



**13 — BROCK ZYLSTRA**

6-6 • 210 • Junior • Guard
La Verne, Calif. (Bonita HS)

ZYLSTRA NOTES**Last time Out**

- Scored 17 points, made five 3-pointers, tied a career high with 7 rebounds and had 3 steals and 1 rebound at San Diego

In 2011-12

- Has started every game this season
- Shot a perfect 8 of 8 from the field and made 6 treys vs. San Francisco. The six consecutive threes made ties a BYU record for consecutive 3-pointers in a single game (Jonathan Tavernari 2007, Nate Call 1991)
- Scored a career-high 26 points against Buffalo to go with 4 assists and 4 steals
- Averages 9.3 points, 4.1 rebounds, 2.4 assists and 1.2 steals
- Has at least 1 steal in 16 games
- 50.4 percent FG shooting and 45.9 percent 3pt-FG shooting

Other

- Parents are Dave and Maxine Zylstra
- Wife's name is Sarah and they have a daughter, Sophia
- Served a mission for The Church of Jesus Christ of Latter-day Saints in New Zealand
- Recruited by Yale, Harvard, UC Davis, UC Irvine, UC Santa Barbara and Dartmouth
- Averaged 22 points, 12 rebounds, three steals and one block per game as a senior at Bonita HS

Click/scan for Zylstra's
 bio on BYUcougars.com

**11-12 SEASON HIGHS**

Points: 26, Buffalo -- 12/20/11
 Points 1st half: 15, vs. Northern Arizona -- 11/30/11
 Points 2nd half: 14, at San Diego -- 1/16/12
 Rebounds: 7, three times, last, at San Diego -- 1/16/12
 Assists: 5, UCSB -- 12/22/11
 Steals: 4, Buffalo -- 12/20/11
 Blocks: 1, Weber State -- 12/7/11, UCSB, 12/22/11
 FG made: 9, Buffalo -- 12/20/11
 FG attempts: 16, Buffalo -- 12/20/11
 3FG made: 6, vs. San Francisco -- 1/7/12
 3FG attempts: 10, Buffalo -- 12/20/11
 FT made: 4, Buffalo -- 12/20/11
 FT attempts: 4, Buffalo -- 12/20/11, UCSB -- 12/22/11

CAREER HIGHS

Points: 26, Buffalo -- 12/20/11
 Rebounds: 7, three times, last, at San Diego -- 1/16/12
 Assists: 5, UCSB -- 12/22/11
 Steals: 4, Buffalo -- 12/20/11
 Blocks: 1, three times, last, UCSB -- 12/22/11
 FG made: 9, Buffalo -- 12/20/11
 FG attempts: 16, Buffalo -- 12/20/11
 3FG made: 6, vs. San Francisco -- 1/7/12
 3FG attempts: 10, Buffalo -- 12/20/11
 FT made: 4, Buffalo -- 12/20/11
 FT attempts: 4, four times, last, San Diego -- 12/31/11

2011-12 GAME-BY-GAME

Opponent	Date	GS	Min	FG	FGA	Pct	3FG	FGA	Pct	FT	FTA	Pct	Off	Def	TR	Avg	PF	FO	A	TO	Blk	Stl	Pts	Avg	
at Utah State	11/11/11	*	31	1	4	.250	0	3	.000	0	0	.000	0	3	3	3.0	3	0	3	5	0	1	2	2.0	
BYU-HAWAII	11/15/11	*	32	3	9	.333	1	4	.250	0	0	.000	3	3	6	4.5	2	0	1	5	0	1	7	4.5	
LONGWOOD	11/18/11	*	18	2	5	.400	2	3	.667	0	0	.000	1	0	1	3.3	1	0	1	0	0	1	6	5.0	
PRAIRIE VIEW A&M	11/22/11	*	14	2	4	.500	2	4	.500	2	2	1.000	1	3	4	3.5	3	0	1	2	0	1	8	5.8	
vs Nevada	11/25/11	*	30	3	7	.429	2	5	.400	0	0	.000	1	1	2	3.2	1	0	2	0	0	1	8	6.2	
vs Wisconsin	11/26/11	*	22	2	7	.286	0	4	.000	0	0	.000	1	4	5	3.5	1	0	0	0	0	1	4	5.8	
vs Northern Arizona	11/30/11	*	26	8	10	.800	5	6	.833	2	2	1.000	1	2	3	3.4	3	0	1	1	0	1	23	8.3	
vs Oregon	12/03/11	*	26	2	6	.333	1	4	.250	2	3	.667	0	0	0	3.0	1	0	3	0	0	2	7	8.1	
WEBER STATE	12/07/11	*	27	6	11	.545	3	5	.600	0	0	.000	0	6	6	3.3	1	0	2	0	1	1	15	8.9	
at Utah	12/10/11	*	28	2	6	.333	2	5	.400	0	0	.000	1	1	2	3.2	1	0	4	1	0	0	6	8.6	
BAYLOR	12/17/11	*	38	1	4	.250	1	2	.500	1	2	.500	0	7	7	3.5	1	0	3	3	0	1	4	8.2	
BUFFALO	12/20/11	*	36	9	16	.563	4	10	.400	4	4	1.000	0	2	2	3.4	1	0	4	2	0	4	26	9.7	
UC SANTA BARBARA	12/22/11	*	32	3	5	.600	2	4	.500	1	4	.250	1	6	7	3.7	3	0	5	4	1	1	9	9.6	
CS SAN MARCOS	12/27/11	*	21	1	2	.500	1	2	.500	0	0	.000	1	3	4	3.7	0	0	2	1	0	2	3	9.1	
at Saint Mary's (CA)	12/29/11	*	32	2	3	.667	0	1	.000	0	1	.000	1	1	2	3.6	4	0	3	1	0	0	4	8.8	
SAN DIEGO	12/31/11	*	28	2	6	.333	1	5	.200	3	4	.750	1	5	6	3.8	2	0	3	1	0	0	8	8.8	
at Loyola Marymount	01/05/12	*	29	0	1	.000	0	1	.000	0	0	.000	1	4	5	3.8	4	0	3	2	0	0	0	8.2	
SAN FRANCISCO	01/07/12	*	25	8	8	1.000	6	6	1.000	0	0	.000	0	6	6	3.9	2	0	3	3	0	1	22	9.0	
SANTA CLARA	01/14/12	*	29	3	6	.500	1	3	.333	0	0	.000	0	4	4	3.9	2	0	2	1	0	1	7	8.9	
at San Diego	01/16/12	*	33	6	11	.545	5	8	.625	0	0	.000	0	7	7	4.1	0	0	1	2	0	3	17	9.3	
Totals			20	557	66	131	.504	39	85	.459	15	22	.682	14	68	82	4.1	36	0	47	34	2	23	186	9.3

MISCELLANEOUS

	10-11	Career
Double-Figure Pts:	5 (5-0)	6 (6-0)
20-plus Pts:	4 (4-0)	4 (4-0)
Double-Figure Reb:	0 (0-0)	0 (0-0)
Double-Doubles:	0 (0-0)	0 (0-0)
3-plus Steals:	2 (2-0)	2 (2-0)
3-plus Blocks:	0 (0-0)	0 (0-0)
3-plus 3-point FGs:	5 (5-0)	6 (6-0)
Scoring Leader:	4 (4-0)	4 (4-0)
Rebound Leader:	1 (1-0)	1 (1-0)
Assist Leader:	0 (0-0)	0 (0-0)

CAREER STATISTICS (ALL GAMES)

Year	GP	GS	Min	Avg	FG	FGA	Pct	3FG	FGA	Pct	FT	FTA	Pct	Off	Def	TR	Avg	PF	FO	A	TO	Blk	Stl	Pts	Avg
2009-10	20	0	63	3.2	7	18	.389	0	3	.000	5	8	.625	2	11	13	0.7	4	0	2	4	1	1	19	1.0
2010-11	29	0	150	5.2	10	32	.313	6	22	.273	7	12	.583	5	19	24	0.8	13	0	9	4	0	8	33	1.1
2011-12	20	20	557	27.9	66	131	.504	39	85	.459	15	22	.682	14	68	82	4.1	36	0	47	34	2	23	186	9.3
TOTAL	69	20	770	11.2	83	181	.459	45	110	.409	27	42	.643	21	98	119	1.7	53	0	58	42	3	32	238	3.4

CAREER STATISTICS (CONFERENCE GAMES)

Year	GP	GS	Min	Avg	FG	FGA	Pct	3FG	FGA	Pct	FT	FTA	Pct	Off	Def	TR	Avg	PF	FO	A	TO	Blk	Stl	Pts	Avg
2009-10	8	0	24	3.0	3	7	.429	0	1	.000	2	4	.500	1	1	2	0.3	2	0	1	2	0	0	8	1.0
2010-11	11	0	40	3.6	2	7	.286	0	3	.000	3	7	.429	2	5	7	0.6	4	0	2	0	0	2	7	0.6
2011-12	6	6	176	29.3	21	35	.600	13	24	.542	3	5	.600	3	27	30	5.0	14	0	15	10	0	5	58	9.7
TOTAL	25	6	240	9.6	26	49	.531	13	28	.464	8	16	.500	6	33	39	1.6	20	0	18	12	0	7	73	2.9



**14 — NICK MARTINEAU**

6-0 • 170 • Junior • Guard
Fruit Heights, Utah (Davis HS)

MARTINEAU NOTES**Last time Out**

- Played 2 minutes at San Diego

In 2011-12

- Had 3 rebounds, 2 assists and 1 steal vs. CSUSM
- Played 7 minutes vs. Prairie View A&M and tallied 2 rebounds, 2 assists and 1 steal
- Played 2 minutes vs. BYU-Hawaii and scored 1 point (1-2 FT)
- Made one 3-pointer vs. Longwood and vs. San Diego

Other

- Parents are Chris and Sherrie and has three brothers and one sister
- Wife's name is Karli
- Served a mission for The Church of Jesus Christ of Latter-day Saints in Chile
- Also garnered recruiting attention as a wide receiver in football
- Also recruited by Southern Utah, Penn, Columbia, Princeton, Stanford, Air Force, Utah State and Utah
- Averaged 15 points and six assists per game at Davis High School, earning first-team all-state honors as a senior
- Named Salt Lake Tribune second-team all-state and Deseret News third-team all-state his junior season
- Earned first-team all-state accolades as a wide receiver in football
- Honored by the National Football Foundation Hall of Fame

Click/scan for Martineau's
 bio on BYUcougars.com

**11-12 SEASON HIGHS**

Points: 3, Longwood — 11/18/11, San Diego — 12/31/11
 Points 1st half: —
 Points 2nd half: 3, Longwood — 11/18/11, San Diego — 12/31/11
 Rebounds: — 3, CSUSM — 12/27/11
 Assists: — 2, Prairie View A&M — 11/22/11, CSUSM — 12/27/11
 Steals: — 1, Prairie View A&M — 11/22/11, CSUSM — 12/27/11
 Blocks: —
 FG made: — 1, three times, last, San Diego — 12/31/11
 FG attempts: — 2, CSUSM — 12/27/11
 3FG made: — 1, Longwood — 11/18/11, San Diego — 12/31/11
 3FG attempts: — 1, three times, last, San Diego — 12/31/11
 FT made: 1, BYU-Hawaii — 11/15/11
 FT attempts: 2, BYU-Hawaii — 11/15/11

CAREER HIGHS

Points: 6, Loyola Marymount — 01/03/08
 Rebounds: 3, CSUSM — 12/27/11
 Assists: 4, Loyola Marymount — 01/03/08
 Steals: 2, Chicago State — 11/20/10
 Blocks: —
 FG made: 2, Mississippi Valley — 11/23/10
 FG attempts: 3, twice, last vs Hawaii — 12/04/10
 3FG made: 1, 6 times, last, San Diego — 12/31/11
 3FG attempts: 2, 3 times, last vs Fresno Pacific — 01/01/11
 FT made: 4, Loyola Marymount — 01/03/08
 FT attempts: 4, Loyola Marymount — 01/03/08

2011-12 GAME-BY-GAME

Opponent	Date	GS	Min	FG	FGA	Pct	3FG	FGA	Pct	FT	FTA	Pct	Off	Def	TR	Avg	PF	FO	A	TO	Blk	Stl	Pts	Avg
at Utah State	11/11/11	DNP																						
BYU-HAWAII	11/15/11	2	0	0	.000	0	0	.000	1	2	.500	0	0	0	0.0	0	0	0	0	0	0	1	1.0	
LONGWOOD	11/18/11	3	1	1	1.000	1	1	1.000	0	0	.000	0	0	0	0.0	0	0	0	0	0	0	3	2.0	
PRAIRIE VIEW A&M	11/22/11	7	0	0	.000	0	0	.000	0	0	.000	0	2	2	0.7	0	0	2	0	0	1	0	1.3	
vs Nevada	11/25/11	1	0	1	.000	0	0	.000	0	0	.000	0	0	0	0.5	0	0	0	0	0	0	0	1.0	
vs Wisconsin	11/26/11	1	0	0	.000	0	0	.000	0	0	.000	0	0	0	0.4	0	0	0	0	0	0	0	0.8	
vs Northern Arizona	11/30/11	5	0	1	.000	0	0	.000	0	0	.000	0	0	0	0.3	0	0	1	1	0	0	0	0.7	
vs. Oregon	12/3/11	DNP																						
WEBER STATE	12/07/11	5	1	1	1.000	0	0	.000	0	0	.000	0	0	0	0.3	0	0	1	1	0	0	2	0.9	
at Utah	12/10/11	1	0	0	.000	0	0	.000	0	0	.000	0	1	1	0.4	0	0	0	0	0	0	0	0.8	
BAYLOR	12/17/11	DNP																						
BUFFALO	12/20/11	1	0	1	.000	0	0	.000	0	0	.000	0	0	0	0.3	0	0	0	0	0	0	0	0.7	
UC SANTA BARBARA	12/22/11	1	0	0	.000	0	0	.000	0	0	.000	0	0	0	0.3	0	0	0	0	0	0	0	0.6	
CS SAN MARCOS	12/27/11	5	0	2	.000	0	1	.000	0	0	.000	1	2	3	0.5	1	0	2	1	0	1	0	0.5	
at Saint Mary's (CA)	12/29/11	DNP																						
SAN DIEGO	12/31/11	5	1	1	1.000	1	1	1.000	0	0	.000	0	0	0	0.5	0	0	0	0	0	0	3	0.8	
at Loyola Marymount	01/05/12	DNP																						
SAN FRANCISCO	01/07/12	3	0	1	.000	0	0	.000	0	0	.000	0	0	0	0.5	0	0	0	0	0	0	0	0.7	
SANTA CLARA	01/14/12	DNP																						
at San Diego	01/16/12	2	0	0	.000	0	0	.000	0	0	.000	0	0	0	0.4	0	0	0	0	0	0	0	0.6	
Totals		0	42	3	9	.333	2	3	.667	1	2	.500	1	5	6	0.4	1	0	6	3	0	2	9	0.6

MISCELLANEOUS

	10-11	Career
Double-Figure Pts:	0 (0-0)	0 (0-0)
20-plus Pts:	0 (0-0)	0 (0-0)
Double-Figure Reb:	0 (0-0)	0 (0-0)
Double-Doubles:	0 (0-0)	0 (0-0)
3-plus Steals:	0 (0-0)	0 (0-0)
3-plus Blocks:	0 (0-0)	0 (0-0)
3-plus 3-point FGs:	0 (0-0)	0 (0-0)
Scoring Leader:	0 (0-0)	0 (0-0)
Rebound Leader:	0 (0-0)	0 (0-0)
Assist Leader:	0 (0-0)	0 (0-0)

CAREER STATISTICS (ALL GAMES)

Year	GP	GS	Min	Avg	FG	FGA	Pct	3FG	FGA	Pct	FT	FTA	Pct	Off	Def	TR	Avg	PF	FO	A	TO	Blk	Stl	Pts	Avg
2007-08	20	0	115	5.8	4	14	.286	1	5	.200	4	6	.667	2	6	8	0.4	13	0	14	9	0	3	13	0.7
2010-11	25	0	121	4.8	6	22	.273	3	12	.250	2	2	1.000	0	11	11	0.4	7	0	14	4	0	5	17	0.7
2011-12	14	0	42	3.0	3	9	.333	2	3	.667	1	2	.500	1	5	6	0.4	1	0	6	3	0	2	9	0.6
TOTAL	59	0	278	4.7	13	45	.289	6	20	.300	7	10	.700	3	22	25	0.4	21	0	34	16	0	10	39	0.7

CAREER STATISTICS (CONFERENCE GAMES)

Year	GP	GS	Min	Avg	FG	FGA	Pct	3FG	FGA	Pct	FT	FTA	Pct	Off	Def	TR	Avg	PF	FO	A	TO	Blk	Stl	Pts	Avg
2007-08	7	0	24	3.4	0	4	.000	0	2	.000	0	2	.000	0	1	1	0.1	2	0	0	3	0	2	0	0.0
2010-11	8	0	11	1.4	0	3	.000	0	1	.000	0	0	.000	0	0	0	0.0	2	0	1	0	0	0	0	0.0
2011-12	3	0	10	3.3	1	2	.500	1	1	1.000	0	0	.000	0	0	0	0.0	0	0	0	0	0	0	3	1.0
TOTAL	18	0	45	2.5	1	9	.111	1	4	.250	0	2	.000	0	1	1	0.1	4	0	1	3	0	2	3	0.2



**20 — ANSON WINDER**

6-3 • 195 • Freshman • Guard
Las Vegas, Nev. (Bishop Gorman HS)

WINDER NOTES**Last time Out**

- Posted 1 rebound in 5 minutes at San Diego

In 2011-12

- Started 6 games at point guard and has played in 19 games
- BYU's assist leader in 6 games
- Hit 7 of 8 from the field and 6 of 7 from downtown for a career-best 20 points vs. Buffalo
- Had 9 points, 4 rebounds, 4 assists and 4 steals against Nevada, his first career start
- Averages 4.3 points, 2.3 assists and 1.4 rebounds

Other

- Parents are Chuck Winder and Teresa Williams
- Also recruited by Nevada, SMU, Portland, UC Riverside and Idaho
- Helped lead Bishop Gorman to back-to-back Nevada 4A state titles
- Averaged 17 points and seven boards as a senior and led Bishop Gorman to a 30-2 record
- Earned first-team all-Southwest League and first-team all-Sunset Division honors
- As a junior averaged 13.8 points, 8.2 rebounds and 3.0 assists and helped Bishop Gorman to a 28-5 record
- Earned all-Southwest League honors and Bishop Gorman's Sportsmanship Award as a junior
- Earned all-tournament honors at the Wyoming Energy Classic

Click/scan for Winder's
bio on BYUcougars.com

**11-12 SEASON/CAREER HIGHS**

Points: 20, Buffalo -- 12/20/11
Points 1st half: 17, Buffalo -- 12/20/11
Points 2nd half: 7 vs. Oregon -- 12/3/11
Rebounds: 4, vs Nevada Wolf Pack -- 11-25-11
Assists: 9, vs Northern Arizona -- 11/30/11
Steals: 4, vs Nevada Wolf Pack -- 11-25-11
Blocks: 2, vs Northern Arizona -- 11/30/11
FG made: 7, Buffalo -- 12/20/11
FG attempts: 9, vs Nevada Wolf Pack -- 11-25-11
3FG made: 6, Buffalo -- 12/20/11
3FG attempts: 7, Buffalo -- 12/20/11
FT made: 3, Prairie View A&M -- 11/22/11, UCSB -- 12/22/11
FT attempts: 5, Longwood -- 11/18/11

MISCELLANEOUS

	11-12	Career
Double-Figure Pts:	3 (3-0)	3 (3-0)
20-plus Pts:	1 (1-0)	1 (1-0)
Double-Figure Reb:	0 (0-0)	0 (0-0)
Double-Doubles:	0 (0-0)	0 (0-0)
3-plus Steals:	3 (2-1)	3 (2-1)
3-plus Blocks:	0 (0-0)	0 (0-0)
3-plus 3-point FGs:	1 (1-0)	1 (1-0)
Scoring Leader:	0 (0-0)	0 (0-0)
Rebound Leader:	0 (0-0)	0 (0-0)
Assist Leader:	6 (6-0)	6 (6-0)

2011-12 GAME-BY-GAME

Opponent	Date	GS	Min	FG	FGA	Pct	3FG	FGA	Pct	FT	FTA	Pct	Off	Def	TR	Avg	PF	FO	A	TO	Blk	Stl	Pts	Avg
at Utah State	11/11/11	DNP																						
BYU-HAWAII	11/15/11	2	0	0	.000	0	0	.000	0	0	.000	0	1	1	1.0	0	0	0	0	0	0	0	0	0.0
LONGWOOD	11/18/11	25	2	5	.400	2	4	.500	2	5	.400	0	1	1	1.0	1	0	5	0	0	0	8	4.0	
PRAIRIE VIEW A&M	11/22/11	21	3	5	.600	2	4	.500	3	3	1.000	0	3	3	1.7	2	0	4	2	0	0	11	6.3	
vs Nevada	11/25/11	* 38	4	9	.444	0	4	.000	1	2	.500	0	4	4	2.3	2	0	4	3	0	4	9	7.0	
vs Wisconsin	11/26/11	* 21	0	0	.000	0	0	.000	0	0	.000	0	0	0	1.8	0	0	3	1	0	0	0	5.6	
vs Northern Arizona	11/30/11	* 22	1	3	.333	0	1	.000	1	2	.500	0	2	2	1.8	1	0	9	3	2	3	3	5.2	
vs Oregon	12/03/11	* 37	4	8	.500	2	5	.400	0	1	.000	1	1	2	1.9	0	0	6	3	0	1	10	5.9	
WEBER STATE	12/07/11	* 19	0	3	.000	0	3	.000	0	0	.000	0	1	1	1.8	1	0	1	0	1	0	0	5.1	
at Utah	12/10/11	* 12	0	5	.000	0	4	.000	1	2	.500	1	1	2	1.8	1	0	0	2	0	0	1	4.7	
BAYLOR	12/17/11	3	0	0	.000	0	0	.000	1	2	.500	0	0	0	1.6	0	0	0	0	0	0	1	4.3	
BUFFALO	12/20/11	19	7	8	.875	6	7	.857	0	0	.000	0	0	0	1.5	0	0	2	3	0	1	20	5.7	
UC SANTA BARBARA	12/22/11	13	0	2	.000	0	2	.000	3	4	.750	0	3	3	1.6	0	0	0	0	0	0	3	5.5	
CS SAN MARCOS	12/27/11	14	0	6	.000	0	4	.000	0	0	.000	0	1	1	1.5	1	0	1	0	0	0	0	5.1	
at Saint Mary's (CA)	12/29/11	21	3	7	.429	2	3	.667	0	0	.000	0	1	1	1.5	0	0	1	0	0	3	8	5.3	
SAN DIEGO	12/31/11	16	0	2	.000	0	2	.000	0	0	.000	0	0	0	1.4	1	0	5	2	0	1	0	4.9	
at Loyola Marymount	01/05/12	9	0	2	.000	0	2	.000	2	2	1.000	0	1	1	1.4	1	0	0	1	0	3	2	4.8	
SAN FRANCISCO	01/07/12	9	1	2	.500	1	1	1.000	2	2	1.000	0	2	2	1.4	4	0	2	2	0	0	5	4.8	
SANTA CLARA	01/14/12	4	0	0	.000	0	0	.000	0	0	.000	0	1	1	1.4	0	0	0	1	0	1	0	4.5	
at San Diego	01/16/12	5	0	0	.000	0	0	.000	0	0	.000	0	1	1	1.4	0	0	0	0	0	0	0	4.3	
Totals		6	310	25	67	.373	15	46	.326	16	25	.640	2	24	26	1.4	15	0	43	23	3	17	81	4.3

CAREER STATISTICS (ALL GAMES)

Year	GP	GS	Min	Avg	FG	FGA	Pct	3FG	FGA	Pct	FT	FTA	Pct	Off	Def	TR	Avg	PF	FO	A	TO	Blk	Stl	Pts	Avg
2011-12	19	6	310	16.3	25	67	.373	15	46	.326	16	25	.640	2	24	26	1.4	15	0	43	23	3	17	81	4.3
TOTAL	19	6	310	16.3	25	67	.373	15	46	.326	16	25	.640	2	24	26	1.4	15	0	43	23	3	17	81	4.3

CAREER STATISTICS (CONFERENCE GAMES)

Year	GP	GS	Min	Avg	FG	FGA	Pct	3FG	FGA	Pct	FT	FTA	Pct	Off	Def	TR	Avg	PF	FO	A	TO	Blk	Stl	Pts	Avg
2011-12	6	0	64	10.7	4	13	.308	3	8	.375	4	4	1.000	0	6	6	1.0	6	0	8	6	0	8	15	2.5
TOTAL	6	0	64	10.7	4	13	.308	3	8	.375	4	4	1.000	0	6	6	1.0	6	0	8	6	0	8	15	2.5



**21 — STEPHEN ROGERS**

6-8 • 195 • Junior • Forward
Mesa, Ariz. (Mesa CC)

ROGERS NOTES**Last time Out**

- Scored 2 points in 5 minutes at San Diego

In 2011-12

- Missed three weeks with knee injury
- Has played in 14 games and started two
- Scored 15 points in 18 minutes vs. Weber State
- Had 17 points vs. Longwood and 18 vs. Prairie View A&M
- Averages 7.7 points, 2.1 rebounds and 1.6 assists
- 48.2 percent FG shooting

Other

- Parents are Kimball and Sharon Rogers and is the youngest of seven children
- Wife's name is Ginny
- Served a mission for The Church of Jesus Christ of Latter-day Saints in Cleveland, Ohio
- Earned junior college All-America honors while leading Mesa CC to a 25-7 record (2009-10)
- Averaged 21.3 points, 5.3 rebounds, 1.5 assists and 1.3 steals and made 85 threes and shot .499 from the field, .427 from three and .810 from the free throw line
- Redshirted one season at Arizona State prior to playing at Mesa

Click/scan for Rogers' bio
on BYUcougars.com

**11-12 SEASON HIGHS**

Points: 18, Prairie View A&M – 11/22/11
Points 1st half: 8, Prairie View A&M – 11/22/11
Points 2nd half: 14, Longwood – 11/18/11
Rebounds: 6, vs. Northern Arizona – 11/30/11
Assists: 3, four times, last, Santa Clara – 01/14/12
Steals: 3, Longwood – 11/18/11
Blocks: 2, BYU-Hawaii – 11/15/11
FG made: 7, Longwood – 11/18/11
FG attempts: 10, vs. Oregon – 12/3/11, Weber State – 12/7/11
3FG made: 4, vs. Oregon – 12/3/11
3FG attempts: 7, vs. Oregon – 12/3/11
FT made: 3, Prairie View A&M – 11/22/11
FT attempts: 4, Prairie View A&M – 11/22/11

CAREER HIGHS

Points: 18, Prairie View A&M – 11/22/11
Rebounds: 8, UNLV – 02/05/11
Assists: 3, four times, last, Santa Clara – 01/14/12
Steals: 3, Longwood – 11/18/11
Blocks: 2, three times, last, Weber State, 12/7/11
FG made: 7, Longwood – 11/18/11
FG attempts: 10, three times, last, Weber State – 12/7/11
3FG made: 4, vs. Oregon – 12/3/11
3FG attempts: 7, vs. Oregon – 12/3/11
FT made: 11, Fresno Pacific – 01/01/11
FT attempts: 11, Fresno Pacific – 01/01/11

MISCELLANEOUS

	10-11	Career
Double-Figure Pts:	4 (4-0)	10 (10-0)
20-plus Pts:	0 (0-0)	0 (0-0)
Double-Figure Reb:	0 (0-0)	0 (0-0)
Double-Doubles:	0 (0-0)	0 (0-0)
3-plus Steals:	1 (1-0)	1 (1-0)
3-plus Blocks:	0 (0-0)	0 (0-0)
3-plus 3-point FGs:	3 (3-0)	6 (6-0)
Scoring Leader:	1 (1-0)	2 (2-0)
Rebound Leader:	0 (0-0)	1 (1-0)
Assist Leader:	0 (0-0)	0 (0-0)

2011-12 GAME-BY-GAME

Opponent	Date	GS	Min	FG	FGA	Pct	3FG	FGA	Pct	FT	FTA	Pct	Off	Def	TR	Avg	PF	FO	A	TO	Blk	Stl	Pts	Avg	
at Utah State	11/11/11	*	29	3	7	.429	0	4	.000	1	2	.500	0	0	0	0.0	5	1	3	1	1	1	7	7.0	
BYU-HAWAII	11/15/11	*	22	2	5	.400	1	2	.500	0	0	.000	0	2	2	1.0	3	0	1	2	2	0	5	6.0	
LONGWOOD	11/18/11		18	7	9	.778	3	5	.600	0	0	.000	2	0	2	1.3	0	0	3	0	0	3	17	9.7	
PRAIRIE VIEW A&M	11/22/11		21	6	9	.667	3	5	.600	3	4	.750	0	2	2	1.5	1	0	2	0	1	1	18	11.8	
vs Nevada	11/25/11		11	1	4	.250	0	1	.000	0	0	.000	0	4	4	2.0	0	0	2	2	0	0	2	9.8	
vs Wisconsin	11/26/11		12	3	6	.500	0	1	.000	0	0	.000	0	2	2	2.0	0	0	0	2	0	0	6	9.2	
vs Northern Arizona	11/30/11		27	3	6	.500	2	5	.400	0	0	.000	0	6	6	2.6	2	0	3	0	0	0	8	9.0	
vs Oregon	12/03/11		21	5	10	.500	4	7	.571	2	3	.667	0	1	1	2.4	1	0	2	2	0	2	16	9.9	
WEBER STATE	12/07/11		18	6	10	.600	1	3	.333	2	2	1.000	0	0	0	2.1	0	0	0	1	0	1	15	10.4	
at Utah	12/10/11		19	2	8	.250	1	5	.200	0	2	.000	0	3	3	2.2	2	0	2	1	1	0	5	9.9	
BAYLOR	12/17/11		DNP																						
BUFFALO	12/20/11		DNP																						
UC SANTA BARBARA	12/22/11		DNP																						
CS SAN MARCOS	12/27/11		DNP																						
at Saint Mary's (CA)	12/29/11		DNP																						
SAN DIEGO	12/31/11		DNP																						
at Loyola Marymount	01/05/12		7	0	3	.000	0	2	.000	2	2	1.000	1	0	1	2.1	1	0	1	0	0	0	2	9.2	
SAN FRANCISCO	01/07/12		8	1	1	1.000	1	1	1.000	0	0	.000	0	3	3	2.2	3	0	1	1	0	0	3	8.7	
SANTA CLARA	01/14/12		12	1	6	.167	0	3	.000	0	0	.000	0	3	3	2.2	0	0	3	0	0	1	2	8.2	
at San Diego	01/16/12		5	1	1	1.000	0	0	.000	0	0	.000	0	0	0	2.1	0	0	0	0	0	0	2	7.7	
Totals			2	230	41	85	.482	16	44	.364	10	15	.667	3	26	29	2.1	18	1	23	12	5	9	108	7.7

CAREER STATISTICS (ALL GAMES)

Year	GP	GS	Min	Avg	FG	FGA	Pct	3FG	FGA	Pct	FT	FTA	Pct	Off	Def	TR	Avg	PF	FO	A	TO	Blk	Stl	Pts	Avg
2010-11	36	0	368	10.2	43	105	.410	21	61	.344	41	48	.854	17	61	78	2.2	26	0	12	22	8	10	148	4.1
2011-12	14	2	230	16.4	41	85	.482	16	44	.364	10	15	.667	3	26	29	2.1	18	1	23	12	5	9	108	7.7
TOTAL	50	2	598	12.0	84	190	.442	37	105	.352	51	63	.810	20	87	107	2.1	44	1	35	34	13	19	256	5.1

CAREER STATISTICS (CONFERENCE GAMES)

Year	GP	GS	Min	Avg	FG	FGA	Pct	3FG	FGA	Pct	FT	FTA	Pct	Off	Def	TR	Avg	PF	FO	A	TO	Blk	Stl	Pts	Avg
2010-11	16	0	172	10.8	23	53	.434	10	30	.333	10	10	1.000	7	26	33	2.1	14	0	5	11	2	5	66	4.1
2011-12	4	0	32	8.0	3	11	.273	1	6	.167	2	2	1.000	1	6	7	1.8	4	0	5	1	0	1	9	2.3
TOTAL	20	0	204	10.2	26	64	.406	11	36	.306	12	12	1.000	8	32	40	2.0	18	0	10	12	2	6	75	3.8



**24 — DAMARCUS HARRISON**

6-5 • 190 • Freshman • Guard
Greenwood, S.C. (Christ HS)

HARRISON NOTES**Last time Out**

- Played 1 minute and had 1 rebound at San Diego

In 2011-12

- Has played in 18 of 20 games this season
- Scored 8 points off the bench vs. Baylor
- Scored 11 points vs. Longwood, draining 3 of 5 three-pointers
- Scored 9 points vs. Wisconsin
- Averages 3.8 points

Other

- Also recruited by Clemson, Florida State, Marquette and Wisconsin
- As a senior helped Christ School to a 32-5 overall record, a 12-0 league record and the NCISAA State Title
- Named NCISAA 3A All-State
- Earned first-team Asheville Citizen-Times All-WNC honors
- Shared team MVP honors with Marshall Plumlee (Duke)
- A Jordan Brand Classic Regional All-Star
- Named CAA All-Conference and CAA Player of the Year
- Averaged 12.7 points, 4.7 rebounds, 1.8 steals and 1.7 assists and hit 53 threes

Click/scan for Harrison's bio on BYUcougars.com

**11-12 SEASON/CAREER HIGHS**

Points: 11, Longwood — 11/18/11
Points 1st half: 8, Baylor — 12/17/11
Points 2nd half: 6, three times, last, San Diego — 12/31/11
Rebounds: 3, Baylor — 12/17/11, CSUSM — 12/27/11
Assists: 2, Four times, last, CSUSM — 12/27/11
Steals: 2, vs. Oregon — 12/3/11, CSUSM — 12/27/11
Blocks: 1, Baylor — 12/17/11
FG made: 4, CSUSM — 12/27/11
FG attempts: 8, vs. NAU — 11/30/11, CSUSM — 12/27/11
3FG made: 3, Longwood — 11/18/11
3FG attempts: 5, Longwood — 11/18/11
FT made: 2, Longwood — 11/18/11
FT attempts: 4, Baylor — 12/17/11

MISCELLANEOUS

	11-12	Career
Double-Figure Pts:	1 (1-0)	1 (1-0)
20-plus Pts:	0 (0-0)	0 (0-0)
Double-Figure Reb:	0 (0-0)	0 (0-0)
Double-Doubles:	0 (0-0)	0 (0-0)
3-plus Steals:	0 (0-0)	0 (0-0)
3-plus Blocks:	0 (0-0)	0 (0-0)
3-plus 3-point FGs:	1 (1-0)	1 (1-0)
Scoring Leader:	0 (0-0)	0 (0-0)
Rebound Leader:	0 (0-0)	0 (0-0)
Assist Leader:	0 (0-0)	0 (0-0)

2011-12 GAME-BY-GAME

Opponent	Date	GS	Min	FG	FGA	Pct	3FG	FGA	Pct	FT	FTA	Pct	Off	Def	TR	Avg	PF	FO	A	TO	Blk	Stl	Pts	Avg	
at Utah State	11/11/11		4	0	1	.000	0	0	.000	0	0	.000	0	0	0	0.0	1	0	0	1	0	0	0	0.0	
BYU-HAWAII	11/15/11		15	2	6	.333	1	2	.500	1	1	1.000	1	1	2	1.0	1	0	2	3	0	0	6	3.0	
LONGWOOD	11/18/11		13	3	7	.429	3	5	.600	2	2	1.000	0	0	0	0.7	0	0	1	1	0	0	11	5.7	
PRAIRIE VIEW A&M	11/22/11		14	2	5	.400	0	2	.000	1	3	.333	0	1	1	0.8	3	0	2	1	0	1	5	5.5	
vs Nevada	11/25/11		8	2	4	.500	0	1	.000	0	0	.000	1	1	2	1.0	1	0	0	1	0	0	4	5.2	
vs Wisconsin	11/26/11		19	3	7	.429	1	2	.500	2	2	1.000	0	1	1	1.0	1	0	0	1	0	1	9	5.8	
vs Northern Arizona	11/30/11		14	2	8	.250	0	2	.000	0	0	.000	0	1	1	1.0	0	0	0	0	0	1	4	5.6	
vs Oregon	12/03/11		5	0	1	.000	0	1	.000	0	2	.000	0	1	1	1.0	0	0	0	1	0	2	0	4.9	
WEBER STATE	12/07/11		11	1	6	.167	0	3	.000	0	0	.000	0	0	0	0.9	0	0	1	0	0	0	2	4.6	
at Utah	12/10/11		8	1	5	.200	1	4	.250	0	0	.000	0	0	0	0.8	1	0	0	0	0	0	3	4.4	
BAYLOR	12/17/11		15	3	7	.429	1	3	.333	1	4	.250	1	2	3	1.0	2	0	1	1	1	1	8	4.7	
BUFFALO	12/20/11		DNP																						
UC SANTA BARBARA	12/22/11		8	0	2	.000	0	2	.000	0	0	.000	0	0	0	0.9	0	0	2	0	0	1	0	4.3	
CS SAN MARCOS	12/27/11		21	4	8	.500	0	4	.000	0	1	.000	1	2	3	1.1	0	0	2	3	0	2	8	4.6	
at Saint Mary's (CA)	12/29/11		5	0	2	.000	0	0	.000	0	0	.000	0	0	0	1.0	0	0	1	2	0	0	0	4.3	
SAN DIEGO	12/31/11		5	3	4	.750	0	0	.000	0	0	.000	0	2	2	1.1	0	0	0	0	0	0	6	4.4	
at Loyola Marymount	01/05/12		DNP																						
SAN FRANCISCO	01/07/12		9	1	5	.200	1	3	.333	0	0	.000	0	1	1	1.1	1	0	0	1	0	0	3	4.3	
SANTA CLARA	01/14/12		2	0	2	.000	0	1	.000	0	0	.000	0	1	1	1.1	0	0	0	0	0	0	0	4.1	
at San Diego	01/16/12		1	0	0	.000	0	0	.000	0	0	.000	0	1	1	1.1	0	0	0	1	0	0	0	3.8	
Totals			0	177	27	80	.338	8	35	.229	7	15	.467	4	15	19	1.1	11	0	12	17	1	9	69	3.8

CAREER STATISTICS (ALL GAMES)

Year	GP	GS	Min	Avg	FG	FGA	Pct	3FG	FGA	Pct	FT	FTA	Pct	Off	Def	TR	Avg	PF	FO	A	TO	Blk	Stl	Pts	Avg
2011-12	18	0	177	9.8	27	80	.338	8	35	.229	7	15	.467	4	15	19	1.1	11	0	12	17	1	9	69	3.8
TOTAL	18	0	177	9.8	27	80	.338	8	35	.229	7	15	.467	4	15	19	1.1	11	0	12	17	1	9	69	3.8

CAREER STATISTICS (CONFERENCE GAMES)

Year	GP	GS	Min	Avg	FG	FGA	Pct	3FG	FGA	Pct	FT	FTA	Pct	Off	Def	TR	Avg	PF	FO	A	TO	Blk	Stl	Pts	Avg
2011-12	5	0	22	4.4	4	13	.308	1	4	.250	0	0	.000	0	5	5	1.0	1	0	1	4	0	0	9	1.8
TOTAL	5	0	22	4.4	4	13	.308	1	4	.250	0	0	.000	0	5	5	1.0	1	0	1	4	0	0	9	1.8



**33 — NATE AUSTIN**

6-10 • 215 • Freshman • Forward/Center
Alpine, Utah (Lone Peak HS)

AUSTIN NOTES**Last time Out**

- Scored 7 points, had 5 rebounds and 1 assist at San Diego

In 2011-12

- Has played in every game this season
- Career-high 15 points came on 7 of 8 shooting vs. Weber State
- Hit 3-pointers in four-straight games (Northern Arizona, Oregon, Weber State, Utah)
- Averages 4.5 points and 3.9 rebounds
- 60.3 percent FG shooting and 46.2 percent 3pt FG shooting

Other

- Served a mission for The Church of Jesus Christ of Latter-day Saints in McAllen, Texas
- Also recruited by Boise State and Utah State
- Helped Lone Peak to a 22-3 record as a senior
- Averaged 11.5 points while helping the Knights to a trip to the state title game in 2009
- Helped Lone Peak win the 2008 state title
- Played with fellow Cougars Tyler Haws and Josh Sharp at Lone Peak
- Played for Salt Lake Metro club team directed by Dave Hammer and coached by Marty Haws
- At Las Vegas Spring Showcase scored 24 points and grabbed 22 rebounds in a gold bracket quarterfinal game

Click/scan for Austin's
bio on BYUcougars.com

**11-12 SEASON/CAREER HIGHS**

Points: 15, Weber State -- 12/07/11
Points 1st half: 9, vs. Oregon -- 12/3/11
Points 2nd half: 13, Weber State -- 12/7/11
Rebounds: 9, three times, last, vs. San Francisco -- 1/7/12
Assists: 2, at Saint Mary's -- 12/29/11, Santa Clara -- 1/14/12
Steals: 1, four times, last, San Diego -- 12/31/11
Blocks: 2, CSUSM -- 12/27/11
FG made: 7, Weber State -- 12/07/11
FG attempts: 8, Weber State -- 12/07/11
3FG made: 1, 5 times, last, San Diego -- 12/31/11
3FG attempts: 2, four times, last, San Diego -- 12/31/11
FT made: 3, Buffalo -- 12/20/11
FT attempts: 4, twice, last, Buffalo -- 12/20/11

MISCELLANEOUS

	11-12	Career
Double-Figure Pts:	2 (2-0)	2 (2-0)
20-plus Pts:	0 (0-0)	0 (0-0)
Double-Figure Reb:	0 (0-0)	0 (0-0)
Double-Doubles:	0 (0-0)	0 (0-0)
3-plus Steals:	0 (0-0)	0 (0-0)
3-plus Blocks:	0 (0-0)	0 (0-0)
3-plus 3-point FGs:	0 (0-0)	0 (0-0)
Scoring Leader:	0 (0-0)	0 (0-0)
Rebound Leader:	3 (3-0)	3 (3-0)
Assist Leader:	0 (0-0)	0 (0-0)

2011-12 GAME-BY-GAME

Opponent	Date	GS	Min	FG	FGA	Pct	3FG	FGA	Pct	FT	FTA	Pct	Off	Def	TR	Avg	PF	FO	A	TO	Blk	Stl	Pts	Avg
at Utah State	11/11/11	11	1	1	1.000	0	0	0	.000	0	0	.000	1	2	3	3.0	1	0	0	1	1	0	2	2.0
BYU-HAWAII	11/15/11	5	0	0	.000	0	0	0	.000	0	0	.000	1	1	2	2.5	3	0	0	2	0	0	0	1.0
LONGWOOD	11/18/11	13	2	4	.500	0	0	0	.000	0	0	.000	2	1	3	2.7	3	0	1	2	1	0	4	2.0
PRAIRIE VIEW A&M	11/22/11	8	0	1	.000	0	0	0	.000	2	4	.500	0	0	0	2.0	2	0	0	1	0	1	2	2.0
vs Nevada	11/25/11	4	0	0	.000	0	0	0	.000	0	0	.000	0	0	0	1.6	1	0	0	0	1	1	0	1.6
vs Wisconsin	11/26/11	1	0	0	.000	0	0	0	.000	2	2	1.000	0	0	0	1.3	0	0	0	0	0	0	2	1.7
vs Northern Arizona	11/30/11	9	5	6	.833	1	2	.500	0	0	0	.000	1	3	4	1.7	3	0	1	0	0	0	11	3.0
vs Oregon	12/03/11	18	4	7	.571	1	2	.500	0	0	0	.000	2	4	6	2.3	5	1	0	0	0	0	9	3.8
WEBER STATE	12/07/11	21	7	8	.875	1	2	.500	0	3	0	.000	2	7	9	3.0	3	0	0	0	1	0	15	5.0
at Utah	12/10/11	18	1	1	1.000	1	1	1.000	0	0	0	.000	0	5	5	3.2	3	0	1	0	0	0	3	4.8
BAYLOR	12/17/11	7	0	1	.000	0	0	0	.000	0	0	.000	1	2	3	3.2	2	0	0	0	1	0	0	4.4
BUFFALO	12/20/11	24	2	4	.500	0	1	.000	3	4	.750	2	7	9	3.7	4	0	1	1	0	1	7	4.6	
UC SANTA BARBARA	12/22/11	8	0	1	.000	0	1	.000	0	2	.000	0	0	0	0	3.4	2	0	0	3	0	0	0	4.2
CS SAN MARCOS	12/27/11	13	1	3	.333	0	0	.000	1	2	.500	0	2	2	3.3	3	0	1	0	2	0	3	4.1	
at Saint Mary's (CA)	12/29/11	12	0	1	.000	0	0	.000	0	2	.000	2	2	4	3.3	1	0	2	0	0	0	0	3.9	
SAN DIEGO	12/31/11	14	3	6	.500	1	2	.500	2	2	1.000	0	1	1	3.2	5	1	0	0	1	1	9	4.2	
at Loyola Marymount	01/05/12	15	4	5	.800	0	0	0	.000	0	0	.000	4	2	6	3.4	2	0	0	0	0	0	8	4.4
SAN FRANCISCO	01/07/12	16	2	4	.500	0	1	.000	0	2	.000	2	7	9	3.7	1	0	1	0	1	0	4	4.4	
SANTA CLARA	01/14/12	16	1	1	1.000	0	0	.000	1	2	.500	4	3	7	3.8	2	0	2	0	0	0	3	4.3	
at San Diego	01/16/12	10	2	4	.500	1	1	1.000	2	3	.667	3	2	5	3.9	2	0	1	2	0	0	7	4.5	
Totals		0	243	35	58	.603	6	13	.462	13	28	.464	27	51	78	3.9	48	2	11	12	9	4	89	4.5

CAREER STATISTICS (ALL GAMES)

Year	GP	GS	Min	Avg	FG	FGA	Pct	3FG	FGA	Pct	FT	FTA	Pct	Off	Def	TR	Avg	PF	FO	A	TO	Blk	Stl	Pts	Avg
2011-12	20	0	243	12.2	35	58	.603	6	13	.462	13	28	.464	27	51	78	3.9	48	2	11	12	9	4	89	4.5
TOTAL	20	0	243	12.2	35	58	.603	6	13	.462	13	28	.464	27	51	78	3.9	48	2	11	12	9	4	89	4.5

CAREER STATISTICS (CONFERENCE GAMES)

Year	GP	GS	Min	Avg	FG	FGA	Pct	3FG	FGA	Pct	FT	FTA	Pct	Off	Def	TR	Avg	PF	FO	A	TO	Blk	Stl	Pts	Avg
2011-12	6	0	83	13.8	12	21	.571	2	4	.500	5	11	.455	15	17	32	5.3	13	1	6	2	2	1	31	5.2
TOTAL	6	0	83	13.8	12	21	.571	2	4	.500	5	11	.455	15	17	32	5.3	13	1	6	2	2	1	31	5.2





34 — NOAH HARTSOCK
6-8 • 230 • Senior • Forward
Bartlesville, Okla. (Bartlesville HS)

HARTSOCK NOTES

Last time Out

- Had 7 points, 3 assists, 1 rebound and 1 block at San Diego

In 2011-12

- Has started every game this season and scored in all but one
- WCC Player of the Month (December)
- Posted 19 consecutive games in double figures before scoring 7 against San Diego
- Recorded back-to-back double-double games vs. Oregon and Weber State (23 pts/12 reb vs. Oregon and 19 pts/12 reb vs. Weber State)
- Has had 3 or more blocks in six games (three with 4 blocks) and recored at least 1 block in every game but three
- Averages 16.8 points, 5.6 rebounds, 1.7 blocks and 1.7 assists
- 57.3 percent FG shooting and 81.4 percent FT shooting

Other

- Parents are David and Leslie Hartsock and has five brothers and one sister
- Wife Kendalyn plays volleyball at BYU
- Served a mission for The Church of Jesus Christ of Latter-day Saints in Salt Lake City
- McDonald's High School All-America nominee at Bartlesville High School

Click/scan for Hartsock's
 bio on BYUcougars.com



11-12 SEASON HIGHS

Points: 23, vs. Oregon -- 12/3/11
 Points 1st half: 14, Weber State -- 12/7/11
 Points 2nd half: 17, at Loyola Marymount -- 1/5/12
 Rebounds: 12, vs. Oregon -- 12/3/11, Weber State -- 12/7/11
 Assists: 5, vs. BYU-Hawaii -- 11/15/11
 Steals: 2, five times, last, CSUSM -- 12/27/11
 Blocks: 4, three times, last, at Utah -- 12/10/11
 FG made: 9 vs Nevada -- 11/25/11, at LMU -- 1/5/12
 FG attempts: 16, Weber State -- 12/7/11
 3FG made: 2, vs. Nevada -- 11/25/11
 3FG attempts: 6, at San Diego -- 1/16/12
 FT made: 7, vs. Oregon -- 12/3/11, UCSB -- 12/22/11
 FT attempts: 8, vs. Oregon -- 12/3/11, UCSB -- 12/22/11

CAREER HIGHS

Points: 23, vs. Oregon -- 12/3/11
 Rebounds: 13, vs Vermont -- 12/08/10
 Assists: 6, Eastern New Mexico -- 01/02/10
 Steals: 3, vs Florida -- 03/24/11
 Blocks: 5, at Creighton -- 12/01/10
 FG made: 9, three times, last, at Loyola Marymount -- 1/5/12
 FG attempts: 16, Weber State -- 12/7/11
 3FG made: 3, three times, last, vs. Gonzaga -- 03/19/11
 3FG attempts: 6, at San Diego -- 1/16/12
 FT made: 7, vs. Oregon -- 12/03/11, UCSB -- 12/22/11
 FT attempts: 8, three times, last, UCSB -- 12/22/11

2011-12 GAME-BY-GAME

Opponent	Date	GS	Min	FG	FGA	Pct	3FG	FGA	Pct	FT	FTA	Pct	Off	Def	TR	Avg	PF	FO	A	TO	Blk	Stl	Pts	Avg	
at Utah State	11/11/11	*	36	8	13	.615	0	1	.000	2	2	1.000	1	4	5	5.0	3	0	4	3	1	2	18	18.0	
BYU-HAWAII	11/15/11	*	32	4	7	.571	0	1	.000	6	6	1.000	2	7	9	7.0	0	0	5	0	2	2	14	16.0	
LONGWOOD	11/18/11	*	30	7	11	.636	1	2	.500	3	6	.500	0	5	5	6.3	0	0	0	0	1	1	18	16.7	
PRAIRIE VIEW A&M	11/22/11	*	24	5	9	.556	1	1	1.000	1	2	.500	0	3	3	5.5	2	0	0	1	3	0	12	15.5	
vs Nevada	11/25/11	*	33	9	12	.750	2	2	1.000	1	2	.500	0	6	6	5.6	4	0	2	2	1	1	21	16.6	
vs Wisconsin	11/26/11	*	39	7	14	.500	0	1	.000	4	4	1.000	3	3	6	5.7	3	0	1	1	4	0	18	16.8	
vs Northern Arizona	11/30/11	*	26	4	10	.400	1	3	.333	2	2	1.000	2	2	4	5.4	1	0	2	0	3	2	11	16.0	
vs Oregon	12/03/11	*	37	8	14	.571	0	1	.000	7	8	.875	4	8	12	6.3	4	0	2	1	4	0	23	16.9	
WEBER STATE	12/07/11	*	30	7	16	.438	0	0	.000	5	6	.833	4	8	12	6.9	1	0	3	2	3	0	19	17.1	
at Utah	12/10/11	*	36	6	9	.667	1	2	.500	6	6	1.000	2	5	7	6.9	2	0	1	1	4	0	19	17.3	
BAYLOR	12/17/11	*	37	7	14	.500	0	1	.000	1	1	1.000	3	2	5	6.7	2	0	1	1	1	2	15	17.1	
BUFFALO	12/20/11	*	18	7	9	.778	0	1	.000	2	3	.667	0	1	1	6.3	3	0	2	0	0	1	16	17.0	
UC SANTA BARBARA	12/22/11	*	37	7	11	.636	0	0	.000	7	8	.875	1	4	5	6.2	3	0	1	0	1	0	21	17.3	
CS SAN MARCOS	12/27/11	*	28	8	10	.800	0	0	.000	4	5	.800	1	3	4	6.0	0	0	2	1	1	2	20	17.5	
at Saint Mary's (CA)	12/29/11	*	37	6	11	.545	0	0	.000	1	2	.500	2	3	5	5.9	3	0	0	3	1	1	13	17.2	
SAN DIEGO	12/31/11	*	23	5	11	.455	0	0	.000	5	6	.833	0	3	3	5.8	2	0	0	2	0	1	15	17.1	
at Loyola Marymount	01/05/12	*	36	9	12	.750	0	1	.000	3	5	.600	1	6	7	5.8	2	0	1	4	1	1	21	17.3	
SAN FRANCISCO	01/07/12	*	30	5	9	.556	0	1	.000	4	4	1.000	0	6	6	5.8	2	0	2	2	1	0	14	17.1	
SANTA CLARA	01/14/12	*	33	8	11	.727	1	1	1.000	4	6	.667	2	3	5	5.8	3	0	1	3	0	0	21	17.3	
at San Diego	01/16/12	*	29	2	12	.167	1	6	.167	2	2	1.000	0	1	1	5.6	2	0	3	3	1	0	7	16.8	
Totals			20	631	129	225	.573	8	25	.320	70	86	.814	28	83	111	5.6	42	0	33	30	33	16	336	16.8

MISCELLANEOUS

	10-11	Career
Double-Figure Pts:	19 (15-4)	44 (37-7)
20-plus Pts:	6 (6-0)	7 (7-0)
Double-Figure Reb:	0 (0-0)	4 (4-0)
Double-Doubles:	2 (2-0)	5 (5-0)
3-plus Steals:	0 (0-0)	1 (0-1)
3-plus Blocks:	6 (5-1)	21 (19-2)
3-plus 3-point FGs:	0 (0-0)	3 (3-0)
Scoring Leader:	7 (5-2)	8 (6-2)
Rebound Leader:	4 (3-1)	28 (23-5)
Assist Leader:	2 (1-1)	7 (5-2)

CAREER STATISTICS (ALL GAMES)

Year	GP	GS	Min	Avg	FG	FGA	Pct	3FG	FGA	Pct	FT	FTA	Pct	Off	Def	TR	Avg	PF	FO	A	TO	Blk	Stl	Pts	Avg
2008-09	27	0	304	11.3	25	43	.581	0	0	.000	16	27	.593	25	38	63	2.3	43	0	7	14	15	6	66	2.4
2009-10	36	30	878	24.4	97	175	.554	1	4	.250	38	44	.864	56	128	184	5.1	78	1	42	21	46	18	233	6.5
2010-11	37	36	1100	29.7	123	247	.498	26	60	.433	48	58	.828	72	148	220	5.9	84	0	59	35	61	21	320	8.6
2011-12	20	20	631	31.6	129	225	.573	8	25	.320	70	86	.814	28	83	111	5.6	42	0	33	30	33	16	336	16.8
TOTAL	120	86	2913	24.3	374	690	.542	35	89	.393	172	215	.800	181	397	578	4.8	247	1	141	100	155	61	955	8.0

CAREER STATISTICS (CONFERENCE GAMES)

Year	GP	GS	Min	Avg	FG	FGA	Pct	3FG	FGA	Pct	FT	FTA	Pct	Off	Def	TR	Avg	PF	FO	A	TO	Blk	Stl	Pts	Avg
2008-09	15	0	162	10.8	10	19	.526	0	0	.000	7	14	.500	15	19	34	2.3	21	0	4	9	7	5	27	1.8
2009-10	16	16	391	24.4	41	82	.500	0	3	.000	21	23	.913	22	56	78	4.9	33	0	18	9	23	6	103	6.4
2010-11	16	16	513	32.1	42	94	.447	12	33	.364	22	26	.846	30	75	105	6.6	43	0	30	15	23	4	118	7.4
2011-12	6	6	188	31.3	35	66	.530	2	9	.222	19	25	.760	5	22	27	4.5	14	0	7	17	4	3	91	15.2
TOTAL	53	38	1254	23.7	128	261	.490	14	45	.311	69	88	.784	72	172	244	4.6	111	0	59	50	57	18	339	6.4



5 PLAYERS SCORED IN DOUBLE FIGURES

12/7/11 vs. Weber State, 94-66 W, Hartsock - 19, Austin - 15, Abouo - 15, Rogers - 15, Zylstra - 15, Davies - 11

6 PLAYERS SCORED IN DOUBLE FIGURES

12/7/11 vs. Weber State, 94-66 W, Hartsock - 19, Austin - 15, Abouo - 15, Rogers - 15, Zylstra - 15, Davies - 11

NO PLAYERS SCORED IN DOUBLE FIGURES

2/21/05 at Air Force, 39-70 L

ONE PLAYER RECORDED A DOUBLE-DOUBLE

1/16/12 at San Diego
Brandon Davies, 12 points, 12 rebounds

TWO PLAYERS RECORD A DOUBLE-DOUBLE

2/2/08 at Wyoming
Trent Plaisted, 17 points, 10 rebounds
Jonathan Tavernari, 10 points, 10 rebounds

TWO DOUBLE-DIGIT REBOUNDERS

11/23/10 vs. Mississippi Valley State
Brandon Davies-10, Charles Abouo-10

SIX PLAYERS HAD 5 OR MORE REBOUNDS

1/1/11 vs. Fresno Pacific, C. Collinsworth-8, Rogers-5, Emery-5, Hartsock-5, Abouo-5, Davies-5

FIVE PLAYERS HAD 6 OR MORE REBOUNDS

11/20/10 vs. Chicago State, Abouo-8, K. Collinsworth-7, Rogers-7, Anderson-6, C. Collinsworth-6, Davies-6

FOUR PLAYERS HAD 9 OR MORE REBOUNDS

12/30/06 vs. Seton Hall, Cummmard-12, Plaisted-9
Young-9, Ainge-9

TWO PLAYERS FOULED OUT

12/31/11 vs. San Diego
Nate Austin, Matt Carlino

THREE OR MORE PLAYERS FOULED OUT

1/3/09 vs. Wake Forest
Chris Miles, Gavin MacGregor, Charles Abouo

A BYU PLAYER RECEIVED A TECHNICAL FOUL

12/31/11 vs. San Diego - Brandon Davies

AN OPPONENT PLAYER RECEIVED A TECHNICAL FOUL

12/29/11 vs. Stephen Holt - Saint Mary's

A BYU COACH RECEIVED A TECHNICAL FOUL

11/24/06 vs. SUU - Dave Rose

AN OPPONENT COACH RECEIVED A TECHNICAL FOUL

12/20/11 vs. Buffalo - Reggie Witherspoon

A BYU PLAYER EJECTED FROM A GAME

11/23/02 vs. Kansas State
Travis Hansen (2 technical fouls)

AN OPPONENT PLAYER EJECTED FROM A GAME

1/30/10 vs. Utah - Marshall Henderson (flagrant foul)

A COACH EJECTED FROM THE GAME

11/30/05 vs. Lamar (at Delta Center)
Lamar coach Billy Tubbs (2 tech. fouls)

AT LEAST TWO PLAYERS SCORED 20+ POINTS

12/22/11 vs. UC Santa Barbara-Carlino 22, Hartsock 21

THREE PLAYERS SCORED 20+ POINTS

1/14/12 vs. Santa Clara, Davies 23, Carlino 21, Hartsock 21

FOUR PLAYERS SCORED 20+ POINTS

1/13/79 vs. UNM, D. Ainge-27, Scott Runia-25,
Devin Durrant-20, Alan Taylor-20

TWO PLAYERS SCORED 25+ POINTS

3/18/10 vs. Florida-NCAA 1st Round
Jimmer Fredette 37, Michael Loyd, Jr. 26

A PLAYER SCORED 30+ POINTS

3/24/11 vs. Florida, Jimmer Fredette, 32

A PLAYER ATTEMPTED 20 OR MORE FIELD GOALS

3/24/11 vs. Florida, Jimmer Fredette, 29

A PLAYER WITH 5 OR MORE STEALS

12/29/11 at Saint Mary's, Brandon Davies, 5

A PLAYER HAD DOUBLE-DIGIT ASSISTS

12/20/11 vs. Buffalo, Matt Carlino, 11

A PLAYER MADE DOUBLE-DIGIT FREE THROWS

3/17/11 vs. Wofford, Jimmer Fredette (10-12)

A PLAYER 100% AT FT LINE (MIN. 8 ATTS)

12/22/11 vs. UC Santa Barbara, Charles Abouo (9-9)

A PLAYER 100% FROM FLOOR (MIN. 5 ATTS)

1/7/12 vs. San Francisco, Brock Zylstra (8-8)

A PLAYER 100% ON TREYS (MIN. 3 ATTS)

1/7/12 vs. San Francisco, Brock Zylstra (6-6)

DID NOT MAKE A TREY

11/22/96 vs. CS Fullerton (0-9)

LAST TIME OPPONENT DID NOT MAKE A TREY

2/2/08 at Wyoming (0-15)

BYU HAD SIX OR FEWER TURNOVERS

1/11/11 at Utah, 5

BYU COMMITTED 25-PLUS TURNOVERS

12/15/07 vs. Pepperdine, 86-67 W (29)

BYU COMMITTED 11 OR LESS TEAM FOULS IN A GAME

1/16/12 at San Diego, 11

BYU SCORED 90 POINTS

1/14/12 vs. Santa Clara, 95-78 W

BYU SCORED 100 POINTS

3/5/11 vs. Wyoming, 102-78 W

BYU SCORED 110 POINTS

12/22/09 vs. Nevada 110-104 W

BYU SCORED LESS THAN 50 POINTS IN A GAME

1/15/08 at UNLV 41-70 L

HELD OPPONENT TO LESS THAN 50 POINTS IN A GAME

12/10/11 at Utah 61-42 W

BYU SCORED LESS THAN 40 POINTS IN A GAME

2/21/05 at Air Force 39-70 L

HELD OPPONENT TO LESS THAN 40 POINTS IN A GAME

11/23/10 vs. Mississippi Valley State 83-36 W

SHOT 60% FG

3/6/10 at TCU, (.623), 38-61

OPPONENT SHOT 60% FG

12/22/05 at Utah State, (.600), 36-60

SHOT 70% FG IN A HALF

3/6/10 at TCU, (.720), 18-25

DID NOT MISS A 2-POINT ATTEMPT IN A HALF

2/23/04 vs. Air Force, 13-13 inside the arc, (14-17, .824 overall)

SHOT LESS THAN 30% FG

2/21/05 at Air Force, (.280), 14-50

SHOT 100% FT

11/26/11 vs. Wisconsin (11-11)

SHOT 90% FT (AT LEAST 10 ATTEMPTS)

11/30/11 vs. Northern Arizona, (.900), 9-10

SHOT LESS THAN 50% FT

11/20/08 vs. North Florida, (.400), 4-10

SHOT 60% THREE-POINTERS

1/7/12 vs. San Francisco, (.632), 12-19

SHOT 70% THREE-POINTERS

1/26/08 vs. New Mexico, (.813), 13-16

OPPONENT SCORED LESS THAN 20 POINTS IN 1ST HALF

12/10/11 at Utah, 17 (25-17, 61-42 W)

OPPONENT SCORED LESS THAN 20 POINTS IN 2ND HALF

1/13/10 at Air Force, 18 (31-18, 67-49 W)

BYU SCORED LESS THAN 20 POINTS IN THE FIRST HALF

2/21/05 at Air Force, 13 (BYU trailed 13-37)

BYU SCORED LESS THAN 20 POINTS IN THE 2ND HALF

1/15/00 vs. Utah, 19

OPPONENT SCORED 50 OR MORE POINTS IN A HALF

1/14/12 vs. Santa Clara, 50 (second half)

BYU SCORED 50 OR MORE POINTS IN FIRST HALF

1/11/11 at Utah, 53

BYU SCORED 50 OR MORE POINTS IN SECOND HALF

1/14/12 vs. Santa Clara, 50 (second half)

BYU SCORED 60 OR MORE POINTS IN FIRST HALF

11/20/10 vs. Chicago State, 60

BYU SCORED 60 OR MORE POINTS IN SECOND HALF

12/22/09 vs. Nevada, 64

WON BY 50 OR MORE POINTS (LARGEST MARGIN EVER)

12/22/06 vs. W. Oregon (62) 102-40

WON BY 50 OR MORE POINTS

11/23/10 vs. Mississippi Valley State (50) 86-36

WON BY 40 OR MORE POINTS

11/23/10 vs. Mississippi Valley State (50) 86-36

WON BY 30 OR MORE POINTS

12/31/11 vs. San Diego (36) 88-52

WON BY 25 OR MORE POINTS

1/7/12 vs. San Francisco (25) 81-56

LOST BY 35-PLUS POINTS

11/22/04 vs. North Carolina (36) 86-50

LOST BY 30-PLUS POINTS

2/21/05 at Air Force (31) 39-70

LOST BY 25-PLUS POINTS

1/15/08 at UNLV (29) 70-41

PLAYED AN OVERTIME GAME

3/24/11 vs. Florida, 74-83 (OT)

WON IN SINGLE OVERTIME

2/26/08 at New Mexico, 70-69

LOST IN OVERTIME

3/24/11 vs. Florida, 74-83 (OT)

PLAYED A DOUBLE OT GAME

11/26/10 vs. South Florida, 77-75 (2OT)

PLAYED A TRIPLE OT GAME

2/28/98 at UTEP 76-75 W 3OT

WON 15 STRAIGHT GAMES

2009-10 (15)

WON 10 STRAIGHT GAMES

2010-11 (10)

LOST 3 STRAIGHT GAMES

2004-05 (three times)
last time - @ New Mexico, @ Air Force, @ Utah

LOST 4 STRAIGHT GAMES

2004-05 @ New Mexico, @ Air Force, @ Utah, UNLV

LOST 5 STRAIGHT

2004-05 @ UNM, @ AFA, @ Utah, UNLV, vs. UNM (at MWC)

LOST 9 STRAIGHT

1997-98

LOST 10 STRAIGHT GAMES

1996-97 (21) - school record

PLAYED AN NCAA TOURNAMENT GAME

3/24/11 vs. Florida-Regional Semifinals, 74-83 (OT)

WON AN NCAA TOURNAMENT GAME

3/19/11 vs. Gonzaga-NCAA 3rd Round, 89-67

WON TWO NCAA TOURNAMENT GAMES

1980-81 Princeton 60-51, UCLA 78-55, Notre Dame 51-50, then lost to Virginia 60-74

2010-11 Wofford 74-66, Gonzaga 89-67

WON THREE NCAA TOURNAMENT GAMES

1980-81 Princeton 60-51, UCLA 78-55, Notre Dame 51-50, then lost to Virginia 60-74

WON FOUR NCAA TOURNAMENT GAMES

Never

PLAYED IN THE NIT

3/15/06 at Houston 67-77 L

WON AN NIT GAME

3/14/02 vs. UC Irvine 78-55 W

WON TWO NIT GAMES

1999-00 Bowling Green 81-54, So. Illinois 82-57
Then lost to Notre Dame in quarterfinals

WON THREE NIT GAMES

1965-66 NIT CHAMPIONS
1950-51 NIT CHAMPIONS

WON CONFERENCE TOURNEY

2000-01

WON CONFERENCE REGULAR SEASON

2010-11

WON CONFERENCE REGULAR SEASON OUTRIGHT

2007-08

DEFEATED A RANKED TEAM

2/26/11 at SDSU (4/6), 80-67

DEFEATED A RANKED TEAM AT HOME

1/26/11 vs. SDSU (4/4), 71-58

DEFEATED A RANKED TEAM ON THE ROAD

2/26/11 at SDSU (6/4), 80-67

WAS RANKED IN THE TOP 25 AP POLL

3/14/11 Ranked 10th

WAS RANKED IN THE TOP 25 COACHES POLL

3/29/11 Ranked 13th

FINISHED SEASON RANKED IN THE TOP 25 POLLS

2010-11 10th (AP), 13th (Coaches)



Official Basketball Box Score -- Game Totals -- Final Statistics
Brigham Young vs Utah State
11/11/11 7:05 p.m. at Dee Glen Smith Spectrum**Brigham Young 62 • 0-1**

#	Player	Total		3-Pr		Rebounds		PF	TP	A	TO	Bk	Stl	Min
		FG	FGA	FG	FGA	FT	FTA							
00	DAVIES, Brandon	f	4-10	0-0	5-9	2	3	5	13	1	3	1	2	24
01	ROGERS, Stephen	f	2-7	0-4	1-2	0	0	5	7	3	1	1	1	29
04	HARTSOCK, Noah	f	8-13	0-1	2-2	1	4	5	18	4	3	1	2	36
01	ABDOU, Charles	g	4-6	3-5	5-7	3	3	6	16	3	3	0	0	36
13	ZYLSTRA, Brock	g	4-4	0-0	0-0	3	3	2	9	3	2	0	1	31
02	CUSICK, Craig	g	0-0	0-0	2-2	0	0	1	2	1	0	0	1	9
05	COLLINSWORTH, Chris	0-1	0-1	0-0	0	0	0	3	0	1	2	0	0	5
12	SHARP, Josh	1-4	0-0	0-0	0	0	0	2	2	0	0	0	0	15
24	HARRISON, Damarcus	0-0	0-0	0-0	0	0	0	1	0	0	0	0	0	4
33	AUSTIN, Nate	1-1	0-0	0-0	1	2	3	1	2	1	1	0	0	1
Team		0		0		0		0		0		0		0
Totals		22-47	3-14	15-22	9	20	29	26	62	20	4	7	200	

FG % 1st Half: 11-22 50.0% 2nd half: 11-25 44.0% Game: 22-47 46.8%
3FG % 1st Half: 1-6 16.7% 2nd half: 3-11 27.3% Game: 3-14 21.4%
FT % 1st Half: 4-6 66.7% 2nd half: 11-16 68.8% Game: 15-22 68.2%

Utah State 69 • 1-0

#	Player	Total		3-Pr		Rebounds		PF	TP	A	TO	Bk	Stl	Min
		FG	FGA	FG	FGA	FT	FTA							
21	Grim, Moran	f	2-4	0-0	4-6	2	2	4	4	8	0	2	2	26
22	Jardine, Brady	f	5-11	0-0	2-4	1	6	8	2	12	0	0	0	35
00	Pane, Brocketh	q	1-4	0-0	3-8	1	3	2	21	5	6	0	0	35
05	Thornton, Steven	g	1-4	0-1	0-0	1	0	1	3	2	0	0	0	19
13	Melton, Preston	g	0-0	2-6	3-4	0	0	1	15	6	0	1	1	35
11	Thossey, Adam	0-2	0-2	2-4	0	0	0	1	2	0	0	0	0	12
14	Farris, E.J.	0-0	0-0	0-0	0	1	1	0	1	0	0	0	0	4
15	Bruneel, Mitch	3-6	2-3	0-1	1	1	2	3	8	1	0	0	0	21
25	Stone, Jordan	0-1	0-0	0-0	1	1	2	0	1	0	0	0	0	1
34	Reed, Kysian	0-2	0-0	0-0	2-3	5	1	0	1	0	0	0	0	15
Team		0		0		1		0		0		0		0
Totals		22-48	5-15	20-29	11	31	21	69	11	18	3	6	200	

FG % 1st Half: 10-21 47.6% 2nd half: 12-27 44.4% Game: 22-48 45.8%
3FG % 1st Half: 2-5 40.0% 2nd half: 3-10 30.0% Game: 5-15 33.3%
FT % 1st Half: 8-12 66.7% 2nd half: 12-17 70.6% Game: 20-29 69.0%

Officials: Bobby McKay «R», Mike Eggers «U», Sam Haddad «U»

Technical fouls: Brigham Young-None, Utah State-None.

Attendance: 10270

Score by periods		1st	2nd	Total
Brigham Young		28	34	62
Utah State		30	39	69

Points	In	Off	2nd	Fast	Bench
BYU	20	14	21	7	6
USU	29	11	6	11	11

Last FG - BY 2nd-00:09, USU 2nd-00:35.

Largest lead - BY at 2nd-11:03, USU by 24 1st-04:06.

Official Basketball Box Score -- Game Totals -- Final Statistics
BYU-Hawaii vs BYU
11/15/11 7:05 pm at Provo, Utah, Marriott Center**BYU-Hawaii 52 • 0-1**

#	Player	Total		3-Pr		Rebounds		PF	TP	A	TO	Bk	Stl	Min
		FG	FGA	FG	FGA	FT	FTA							
44	Hurst, Brady	f	2-7	0-0	0-1	3	2	5	4	2	5	0	0	25
05	Funk, Bracken	f	5-11	0-0	3-6	3	6	2	9	5	7	0	0	34
10	Ale, Oleskene	q	1-4	0-1	2-2	4	6	3	4	3	3	0	0	24
23	Chang, Yush-Hsien	g	1-13	1-4	1-1	1	2	4	12	0	5	0	1	32
02	Dastur, Jake	q	0-1	0-0	0-0	0	0	1	1	0	1	0	1	23
01	Coro, Pablo	0-1	0-1	0-0	0	0	0	0	0	0	0	0	0	2
02	Satterwhite, Gary	0-3	0-0	0-0	0	0	0	1	0	3	1	0	0	12
03	Lawrence, SeQuan	0-0	0-0	1-2	0	1	0	0	0	0	0	0	0	2
12	Covey, Christian	2-3	1-2	0-0	0	1	1	5	1	1	0	0	0	15
24	Stewart, Nikos	0-0	0-0	0-0	0	0	0	0	0	0	0	0	0	2
26	Ngwaka, Zach	2-6	0-1	0-0	2	1	3	2	4	1	1	0	0	21
Team		2		2		4		0		0		0		0
Totals		21-68	7-28	3-9	14	31	22	52	12	30	2	1	9	200

FG % 1st Half: 0-31 0.0% 2nd half: 15-37 40.5% Game: 21-68 30.9%
3FG % 1st Half: 2-13 15.4% 2nd half: 3-9 33.3% Game: 5-22 22.7%
FT % 1st Half: 3-6 50.0% 2nd half: 0-3 0.0% Game: 3-9 33.3%

BYU 73 • 1-1

#	Player	Total		3-Pr		Rebounds		PF	TP	A	TO	Bk	Stl	Min
		FG	FGA	FG	FGA	FT	FTA							
01	ABDOU, Charles	f	1-4	0-1	2-5	0	6	6	4	4	3	4	0	30
04	HARTSOCK, Noah	f	4-7	0-0	6-6	2	9	0	14	5	0	2	2	32
01	DAVIES, Brandon	f	1-3	0-0	3-6	3	6	2	9	3	1	0	0	16
13	ZYLSTRA, Brock	g	3-9	1-4	0-0	3	3	6	7	1	5	0	1	32
01	ROGERS, Stephen	g	2-5	1-2	0-0	0	2	3	5	1	2	2	0	22
02	CUSICK, Craig	g	0-0	0-0	0-0	0	0	0	0	0	0	0	0	2
05	COLLINSWORTH, Chris	0-1	0-0	0-0	0	1	1	0	0	0	1	0	0	7
12	SHARP, Josh	2-3	0-0	1-3	6	2	5	0	0	0	0	0	0	12
14	MARTINEAU, Nick	0-2	0-0	0-0	0	0	0	0	0	0	0	0	0	2
20	WINDER, Anson	0-0	0-0	0-0	0	0	1	0	0	0	0	0	0	2
24	HARRISON, Damarcus	2-6	1-2	1-1	1	1	2	1	6	2	0	0	0	5
33	AUSTIN, Nate	0-0	0-0	0-0	0	0	0	0	0	0	0	0	0	1
Team		2		2		4		0		0		0		0
Totals		26-53	4-13	17-25	14	37	51	19	73	16	22	7	9	200

FG % 1st Half: 15-30 50.0% 2nd half: 11-23 47.8% Game: 26-53 48.9%
3FG % 1st Half: 3-11 27.3% 2nd half: 1-7 14.3% Game: 4-18 22.2%
FT % 1st Half: 7-8 87.5% 2nd half: 10-17 58.8% Game: 17-25 68.0%

Officials: Glen Playberry, James Giron, Casey McChellan

Technical fouls: BYU-Hawaii-None, BYU-None.

Attendance: 13435

Score by periods		1st	2nd	Total
BYU-Hawaii		20	33	53
BYU		40	33	73

Points	In	Off	2nd	Fast	Bench
BYU-H	22	4	8	0	13
BYU	26	11	6	1	18

Last FG - BYU-HMB 2nd-01:23, BY 2nd-03:00.

Largest lead - BYU-HMB None, BY 24 1st-04:06.

Official Basketball Box Score -- Game Totals -- Final Statistics
Longwood vs BYU
11/18/11 7:05 pm at Provo, Utah, Marriott Center**Longwood 60 • 1-3**

#	Player	Total		3-Pr		Rebounds		PF	TP	A	TO	Bk	Stl	Min
		FG	FGA	FG	FGA	FT	FTA							
01	Bowman, Jeremiah	* 3-8	0-1	0-0	0	1	1	2	6	3	3	0	0	27
02	Washington, Martiz	* 2-5	1-4	2-2	0	0	0	1	7	4	0	0	0	21
04	Carter, Antwan	* 0-1	0-0	0-0	0	2	3	1	0	0	0	0	0	16
25	Neil, Darran	* 1-3	1-2	1-4	2	2	4	2	9	3	0	0	0	16
3	van der Kooij, Jan	* 3-7	2-5	1-3	0	2	2	0	4	1	2	0	0	25
1	Taylor, Anthony	0-0	0-0	0-0	0	0	0	0	0	0	0	0	0	1
10	Shockey, Stephen	0-0	0-0	0-0	0	0	0	1	0	0	0	0	0	1
12	Carrey, Tristan	3-10	1-5	0-0	1	2	3	7	0	2	0	0	0	17
13	Robinson, David	0-1	0-2	0-0	1	2	0	1	1	0	0	0	0	16
21	Parker, Mark	2-2	2-2	0-0	0	0	0	1	6	0	0	0	0	13
22	Dublin, Jeylan	1-1	0-0	0-0	0	0	0	0	2	0	0	0	0	3
04	Havenstein, Jeff	0-3	0-0	0-0	2	1	4	1	3	0	0	0	0	18
Team		1		3		4		0		0		0		0
Totals		23-56	9-24	1-11	8	16	24	17	60	14	13	3	1	200

FG % 1st Half: 11-28 39.3% 2nd half: 12-28 42.9% Game: 23-56 41.1%
3FG % 1st Half: 5-13 38.5% 2nd half: 8-24 33.3% Game: 13-37 35.1%
FT % 1st Half: 2-4 50.0% 2nd half: 3-7 42.9% Game: 5-11 45.5%

BYU 92 • 2-1

BYU 92-1														
#	Player	Total	3-Pr	Rebounds				PF	TP	A	TO	Bk	Stl	Min
		FG	FGA	FG	FGA	FT	FTA	Off	Def					
01	DAVIDS, Brandon	1	1	0	0	0	0	0	0	2	1	0	0	0
02	ABOUE, Charles	* 6	9	2	3	5	8	11	16	0	2	19	4	1 2 0 20
03	CUSICK, Craig	* 1	3	1	3	0	0	2	2	3	3	1	0	0 16
04	WILSON, Josh	* 1	3	1	3	0	0	2	2	3	3	1	0	0 16
05	HARTSOCK, Noah	* 7	11	1	2	3	6	0	5	5	18	0	1	1 30
06	SHARP, Josh	0	0	0	0	1	2	1	3	4	1	3	1	0 17
07	WILSON, Nick	1	1	1	1	0	0	0	0	0	0	0	0	0 17
08	WINDER, Andrew	2	5	2	4	2	5	0	1	1	8	5	0	0 25
09	ROGERS, Stephen	7	9	3	5	0	0	2	0	2	17	3	0	0 38
10	HARRISON, Camarcus	2	3	2	3	0	0	0	0	0	0	0	0	0 18
11	AUSTIN, Nate	2	4	0	0	0	0	2	1	3	4	1	2	1 13

Official Basketball Box Score -- Game Totals -- Final Statistics
BYU vs Utah
12/10/11 12:00 pm at Salt Lake City, UT (Huntsman Center)**BYU 61 • 8-2**

#	Player	Total		3-Pr		Rebounds		PF	TP	A	TO	Bk	Stl	Min
		FG	FGA	FT	FTA	Off	Def							
00	DAVIES, Brandon	f	1-4	0-0	1-2	3	6	9	3	1	1	1	1	25
04	HARTSOCK, Noah	f	6-9	1-2	6-6	2	5	7	2	19	1	1	4	36
07	ABOU, Charles	g	4-6	1-2	2-2	2	4	6	3	11	0	2	1	25
13	ZYLSTRA, Brock	g	2-6	2-5	0-0	1	1	2	1	6	4	0	0	28
02	WINDER, Anson	g	0-5	0-4	1-2	1	1	4	1	2	2	0	0	22
02	CUSICK, Craig	g	2-5	2-4	4-5	0	3	3	10	6	2	0	0	28
14	MARTINEAU, Nick	g	0-0	0-0	0-0	0	1	0	0	0	0	0	0	1
21	ROGERS, Stephen	g	2-8	1-5	0-2	0	3	2	5	1	0	0	0	19
24	HARRISON, Damarcus	g	1-5	1-4	0-0	0	0	0	3	0	0	0	0	8
33	AUSTIN, Nate	g	1-1	1-1	0-0	0	5	5	3	3	1	0	0	18
Totals		19-49	9-27	14-19	10-31	41	19	61	15	7	2	200		

FG % 1st Half: 7-26 26.9% 2nd Half: 12-23 52.2% Game: 19-49 38.8%
3FG % 1st Half: 5-16 31.3% 2nd Half: 4-11 36.4% Game: 9-27 33.3%
FT % 1st Half: 6-9 66.7% 2nd Half: 10-8 80.0% Game: 14-19 73.7%**Utah 42 • 1-8**

#	Player	Total		3-Pr		Rebounds		PF	TP	A	TO	Bk	Stl	Min
		FG	FGA	FT	FTA	Off	Def							
10	Farr, Dion	f	1-8	0-1	1-2	0	7	7	2	3	0	2	1	32
03	Martin, Cedric	f	2-6	2-5	4-4	0	0	3	1	10	0	1	1	35
03	Washington, Jason	c	0-0	0-0	0-0	0	3	3	6	0	2	0	1	18
00	Hines, Chris	g	0-4	0-3	0-0	0	0	0	0	0	0	0	0	17
05	Watkins, Josh	g	6-15	1-4	1-6	1	4	5	3	14	5	3	1	27
02	Olumusi, Anthony	g	0-2	0-0	0-0	0	1	1	2	0	0	0	0	14
05	Storkey, Kareem	g	2-7	0-4	1-2	1	1	4	6	3	0	0	0	27
21	Dawson, Javon	g	0-1	0-0	3-4	4	1	5	1	3	1	0	0	19
25	Wilkinson, Blake	g	0-2	0-0	1-2	2	2	2	0	1	0	1	1	11
Totals		14-52	3-17	13-17	11-24	35	19	42	6	10	4	200		

FG % 1st Half: 4-22 18.2% 2nd Half: 10-20 50.0% Game: 14-52 26.9%
3FG % 1st Half: 1-9 11.1% 2nd Half: 2-8 25.0% Game: 3-17 17.6%
FT % 1st Half: 8-10 80.0% 2nd Half: 3-7 37.5% Game: 11-18 61.1%

Officials: Deron White, Bobby McRoy, Glen Mayberry

Technical fouls: BYU=None, Utah=None.

Attendance: 1027

Score by periods		1st	2nd	Total
BYU		25	36	61
Utah		17	25	42

Last FG - BU 2nd-00:59, UT 2nd-00:12
Largest lead - BU by 22 2nd-00:59, BU by 4 1st-17:33.Score tied - 3 times.
Lead changed - 1 time.**Official Basketball Box Score -- Game Totals -- Final Statistics**
BYU vs BYU
12/17/11 12:05 pm at Provo, Utah, Marriott Center**BYU 86 • 9-0, 0-0**

#	Player	Total		3-Pr		Rebounds		PF	TP	A	TO	Bk	Stl	Min
		FG	FGA	FT	FTA	Off	Def							
01	Jones III, Perry	* 11-16	2-2	4-7	3	5	8	3	28	4	1	0	3	33
04	Acy, Quincy	* 3-7	0-0	2-4	0	4	2	8	0	1	0	1	0	27
05	Heslop, Brady	* 6-10	6-10	0-0	0	0	1	18	1	1	0	1	2	33
22	Walton, A.J.	* 2-4	1-3	0-1	0	4	4	3	5	0	1	0	2	17
30	Miller, Quincy	* 4-9	0-0	0-0	1	3	4	8	1	2	2	0	0	22
00	Franklin, Gary	* 2-4	2-4	0-0	0	0	2	1	0	0	0	0	0	13
14	Bello, Deuce	* 0-1	0-1	0-0	0	0	1	0	0	1	0	0	1	6
34	Jefferson, Cory	* 0-3	0-0	0-0	0	0	0	1	0	1	0	0	0	10
41	Jones, Anthony	* 0-1	0-0	0-0	1	0	1	0	0	1	1	0	1	10
55	Jackson, Pierre	* 4-8	2-4	3-3	0	3	3	13	7	5	1	1	1	30
Totals		32-63	13-25	9-15	10	21	31	86	17	13	4	10	200	

FG % 1st Half: 13-28 46.4% 2nd Half: 19-25 50.0% Game: 32-63 50.0%
3FG % 1st Half: 6-10 60.0% 2nd Half: 7-15 46.7% Game: 13-25 52.0%
FT % 1st Half: 6-9 66.7% 2nd Half: 3-5 60.0% Game: 9-15 60.0%**BYU 83 • 8-3, 0-0**

#	Player	Total	3-Ptr		Rebounds						PF	TP	A	TO	Bk	Stl	Min
			FG	FGA	FT	FTA	Off	Def	PF	TP							
00	DAVIES, Brandon	* 6-15	0-1	6-9	5	8	13	3	18	1	1	1	1	36			
01	ABOU, Charles	* 7-10	1-4	2-2	6	3	9	4	17	2	5	0	0	22			
02	CUSICK, Craig	* 1-3	0-2	0-0	0	0	0	3	18	1	1	0	2	29			
13	ZYLSTRA, Brock	* 1-4	1-2	1-2	0	7	7	1	4	3	3	0	1	38			
14	CARLINO, Noah	* 7-14	0-1	1-1	3	2	5	15	1	1	1	2	37				
00	CARLINO, Noah	* 7-14	0-1	1	3	2	5	15	1	1	1	2	37				
20	WINDER, Anson	g	0-0	0-0	1-2	1	8	2	4	0	0	0	0	13			
24	HARRISON, Damarcus	g	3-7	1-3	1-4	1	2	3	2	8	0	1	1	15			
33	AUSTIN, Nate	g	1-1	0-0	0-0	0	3	3	2	0	0	0	0	7			
Team		3-3	0-0	0-0	0	1	2	0	0	0	0	0	0	7			
Totals		32-68	7-21	12-20	19	25	44	79	83	14	16	6	200				

FG % 1st Half: 16-35 45.7% 2nd Half: 16-33 48.5% Game: 32-68 47.1%
3FG % 1st Half: 4-14 28.6% 2nd Half: 6-10 60.0% Game: 10-24 41.7%
FT % 1st Half: 6-10 60.0% 2nd Half: 6-10 60.0% Game: 12-20 60.0%

Officials: Crawford, Keith Kimble, Joe DeRosa

Technical fouls: BYU=None, BYU=None.

Attendance: 2700

Marriott Center sold out

Score by periods		1st	2nd	Total
BYU		35	48	83
BYU		43	41	83

Last FG - BU 2nd-00:20, BU 2nd-01:51
Largest lead - BU by 9 2nd-06:17, BU by 13 1st-02:29.Score tied - 2 times.
Lead changed - 3 times.**Official Basketball Box Score -- Game Totals -- Final Statistics**
Buffalo vs BYU
12/10/11 7:05 pm at Provo, Utah, Marriott Center**Buffalo 78 • 6-2, 0-0**

#	Player	Total		3-Pr		Rebounds		PF	TP	A	TO	Bk	Stl	Min
		FG	FGA	FT	FTA	Off	Def							
03	OLDHAM, Jared	* 2-3	1-2	0-0	0	4	3	2	5	9	3	0	3	31
05	FILZEN, Zach	* 5-7	4-6	0-0	0	0	0	1	14	1	4	0	3	37
12	McCREE, Jaxon	* 6-11	0-0	4-5	0	4	3	16	1	2	1	0	23	
21	WATT, Mitchell	* 7-12	1-1	3-4	7	3	18	2	5	1	2	1	32	
24	BARNETT, Dave	* 4-11	2-5	0-0	0	4	4	1	10	5	0	1	0	34
01	WATSON, Tony	g	1-3	0-2	0-0	0	0	0	1	2	1	2	0	8
10	RALEY-ROSS, Corey	g	0-0	0-0	0-0	0	0	0	0	0	1	0	0	3
25	FORD, Xavier	g	0-2	0-0	0-0	0	1	1	0	0	0	0	0	1
30	ROBINSON, Titus	g	1-2	0-0	5-6	0	1	1	4	7	1	2	0	16
31	THOMAS-EDWARDS, Ra	g	1-1	0-0	0-0	1	1	0	2	0	1	0	0	7
33	DOWNING, Cameron	g	1-1	0-0	2-2	0	0	0	1	4	0	0	0	8
Team														
Totals		28-53	8-16	14-17	4	24	28	78	20	3	8	200		

FG % 1st Half: 14-26 53.8% 2nd Half: 14-27 51.9% Game: 28-53 52.8%
3FG % 1st Half: 4-9 44.4% 2nd Half: 6-7 85.7% Game: 8-16 50.0%
FT % 1st Half: 7-8 87.5% 2nd Half: 7-9 77.8% Game: 14-17 82.4%**BYU 83 • 8-3, 0-0**

#	Player	Total	3-Pr		Rebounds		PF	TP	A	TO	Bk	Stl	Min
			FG	FGA	FT	FTA							
00	DAVIES, Brandon	* 1-3	0-0	0-2	3	4	3	2	1	0	2	1	22
01	ABOU, Charles	* 3-10	1-3	1-2	2	4	6	8	4	4	0	2	24
10	CARLINO, Matt	* 3-9	2-5	2-2	1	6	7	3	10	11	5	0	39
13	ZYLSTRA, Brock	* 9-16	4-10	4-4	0	2	2	1	26	4	2	0	46
14	CARLINO, Noah	* 7-9	0-1	2-3	0	1	3	16	2	0	0	1	18
02	CUSICK, Craig	* 1-1	0-0	0-0	0	0	0	0	0	0	0	0	13
12	SHARP, Josh	g 2-3	0-1	0-0	0	0	0	0	4	1	0	0	14
14	MARTINEAU, Nick	g 0-1	0-0	0-0	0	0	0	0	0	0	0	0	1
20	WINDER, Anson	g 7-8	6-7	0-0	0	0	4	20	3	1	3	1	19
33	AUSTIN, Nate	g 2-4	0-1	3-4	2	2	7	9	4	7	1	0	24
Team						3	1	4					

FG % 1st Half: 18-35 51.4% 2nd Half: 16-19 55.2% Game: 34-64 53.1%
3FG % 1st Half: 7-16 43.8% 2nd Half: 6-7 85.7% Game: 13-29 44.8%
FT % 1st Half: 4-4 100.0 2nd Half: 8-13 61.5% Game: 12-17 70.6%

Officials: Ken Ditty, Tom Hall, Jeffrey Kent

Technical fouls: Buffalo=TEAM, BYU=None.

Attendance: 9632

Score by periods		1st	2nd	Total
Buffalo		39	39	78
BYU		47	46	93

Last FG - BU 2nd-00:13, BU 2nd-00:10
Largest lead - BU 11, 1st-17:29, BU by 21 2nd-01:20.**Official Basketball Box Score -- Game Totals -- Final Statistics**
UC Santa Barbara vs BYU
12/22/11 7:05 pm at Provo, Utah, Marriott Center**UC Santa Barbara 75 • 5-5, 0-0**

#	Player	Total		3-Pr		Rebounds</
---	--------	-------	--	------	--	------------

Official Basketball Box Score -- Game Totals -- Final Statistics
Santa Clara vs BYU
01/14/12 6:05 pm at Provo, Utah, Marriott Center

Santa Clara 78 • 8-9, 0-4

#	Player	Total			3-Ptr			Rebounds			PF	TP	A	TO	Blk	Stl	Min
		FG	FGA	FT	FTA	Off	Def	Total									
00	ROQUEMORE, Evan	* 3-9	1-4	4-5	0	1	1	2	11	3	1	0	1	32			
21	FOSTER, Kevin	* 6-12	4-9	6-8	0	1	1	2	22	5	2	0	1	34			
25	MCARTHUR, John	* 2-6	0-0	0-0	1	2	3	3	4	0	2	0	0	26			
31	HARRISON, Niyi	* 7-9	0-0	4-8	1	2	3	3	18	0	0	0	0	20			
42	COWELS, Raymond III	* 5-11	4-5	0-0	0	3	3	1	14	1	2	0	0	35			
63	CLARK, Brandon	* 2-6	0-3	1-1	0	1	1	0	5	3	2	0	1	13			
64	PERRICONE, Kyle	* 0-0	0-0	0-1	0	0	0	0	0	0	0	0	0	0			
65	AKWENUKE, Jordan	* 0-0	0-0	0-0	0	2	2	3	0	1	0	1	0	14			
20	JOHNSON, Denzel	* 0-0	0-0	0-0	0	0	0	0	0	0	0	0	0	2			
24	CLARKE, Julian	* 0-1	0-1	0-0	0	0	0	0	0	1	0	0	0	3			
35	GARRETT, Robert	* 2-3	0-0	0-2	2	2	4	1	4	0	0	1	0	11			
44	ATANGA, Yannick	* 0-1	0-0	0-0	0	5	5	4	0	1	0	0	1	10			
Team					2			1	3								
Totals		27-58	9-25	15-25	6	20	26	19	78	15	11	2	4	200			

FG % 1st Half: 15-29 51.7% 2nd half: 12-29 41.4% Game: 27-58 46.6% Deadball Rebounds 4
3FG % 1st Half: 6-11 54.5% 2nd half: 3-14 21.4% Game: 9-25 36.0%
FT % 1st Half: 6-10 60.0% 2nd half: 9-15 60.0% Game: 15-25 60.0%

BYU 95 • 15-4, 4-1

#	Player	Total			3-Ptr			Rebounds			PF	TP	A	TO	Blk	Stl	Min
		FG	FGA	FT	FTA	Off	Def	Total									
00	DAVIES, Brandon	* 9-13	0-0	5-7	0	5	5	4	23	2	2	1	2	29			
01	ABOUO, Charles	* 3-6	1-2	6-6	0	1	1	4	13	3	1	0	1	21			
10	CARLINO, Matt	* 7-12	3-6	4-6	0	3	3	2	21	8	2	1	1	33			
13	ZYLSTRA, Brock	* 3-6	1-3	0-0	0	4	4	2	7	2	1	0	1	29			
34	HARTSOCK, Noah	* 8-11	1-1	4-6	2	3	5	3	21	1	3	0	0	33			
62	CUSICK, Craig	* 1-1	1-1	0-0	0	0	0	2	3	0	1	0	0	19			
12	SHARP, Josh	* 0-0	0-0	2-2	1	1	1	0	2	0	0	0	0	2			
20	WINDER, Anson	* 0-0	0-0	0-0	0	1	1	0	0	0	1	0	1	4			
21	ROGERS, Stephen	* 1-6	0-3	0-0	0	3	3	0	2	3	0	0	0	12			
24	HARRISON, Damarcus	* 0-2	0-1	1-1	0	0	0	0	0	0	0	0	0	2			
33	AUSTIN, Nate	* 1-1	0-0	1-2	4	3	7	2	3	2	0	0	0	16			
Team					3			6	9								
Totals		33-58	7-17	22-29	9	31	40	19	95	21	11	2	7	200			

FG % 1st Half: 15-28 53.6% 2nd half: 18-30 60.0% Game: 33-58 56.9% Deadball Rebounds 3
3FG % 1st Half: 4-8 50.0% 2nd half: 3-9 33.3% Game: 7-17 41.2%
FT % 1st Half: 11-14 78.6% 2nd half: 11-15 73.3% Game: 22-29 75.9%

Officials: Rick Bettsell, Randy Burkhardt, Mike Peterson
Technical fouls: Santa Clara-None. BYU-None.
Attendance: 16116

Score by periods	1st	2nd	Total
Santa Clara	42	36	78
BYU	45	50	95

Last FG - SCU 2nd-02:12, BY 2nd-02:19.
Largest lead - SCU by 2 1st-16:22, BY by 17 2nd-08:08.

Score tied - 2 times.
Lead changed - 4 times.

Official Basketball Box Score -- Game Totals -- Final Statistics
BYU vs San Diego
1/16/12 7:05pm at San Diego, CA (Jenny Craig Pavilion)

BYU 82 • 16-4 (5-1 WCC)

#	Player	Total			3-Ptr			Rebounds			PF	TP	A	TO	Blk	Stl	Min
		FG	FGA	FT	FTA	Off	Def	Total									
00	DAVIES, Brandon	f 3-9	0-0	6-10	6	6	12	2	12	2	2	2	1	32			
01	ABOUO, Charles	f 6-13	0-3	2-2	1	6	7	2	14	7	0	0	0	34			
34	HARTSOCK, Noah	f 2-12	1-6	2-2	0	1	1	2	7	3	3	1	0	29			
10	CARLINO, Matt	g 5-9	2-4	2-2	1	6	7	2	14	2	4	1	0	25			
13	ZYLSTRA, Brock	g 6-11	5-8	0-0	0	7	7	0	17	1	2	0	3	33			
62	CUSICK, Craig	* 3-3	2-2	0-0	0	1	1	0	8	0	0	0	0	18			
12	SHARP, Josh	* 0-0	0-0	1-2	0	0	0	1	1	0	0	0	0	6			
14	MARTINEAU, Nick	* 0-0	0-0	0-0	0	0	0	0	0	0	0	0	0	2			
20	WINDER, Anson	* 0-0	0-0	0-0	0	1	1	0	0	0	0	0	0	5			
21	ROGERS, Stephen	* 1-1	0-0	0-0	0	0	0	0	2	0	0	0	0	5			
24	HARRISON, Damarcus	* 0-0	0-0	0-0	0	1	1	0	0	0	1	0	0	1			
33	AUSTIN, Nate	* 2-4	1-1	2-3	3	2	5	2	7	1	2	0	0	10			
Team					4			0	4								
Totals		28-62	11-24	15-21	15	31	46	11	82	16	15	4	4	200			

FG % 1st Half: 14-34 41.2% 2nd half: 14-28 50.0% Game: 28-62 45.2% Deadball Rebounds 2
3FG % 1st Half: 5-12 41.7% 2nd half: 6-12 50.0% Game: 11-24 45.8%
FT % 1st Half: 4-6 66.7% 2nd half: 11-15 73.3% Game: 15-21 71.4%

San Diego 63 • 6-11 (1-4 WCC)

#	Player	Total			3-Ptr			Rebounds			PF	TP	A	TO	Blk	Stl	Min
		FG	FGA	FT	FTA	Off	Def	Total									
32	RANCIER, Ken	f 3-6	1-2	0-0	3	1	4	2	7	2	2	0	1	23			
40	KRANEK, Dennis	f 6-15	0-2	3-3	2	6	8	1	15	3	0	4	2	34			
25	FAJEMISIN, Simi	c 0-0	0-0	1-2	0	2	2	4	1	0	0	0	1	15			
00	ANDERSON,Christopher	g 5-11	1-2	0-0	0	2	2	1	11	3	4	0	3	29			
01	DEE, Johnny	g 4-9	3-8	1-2	0	0	0	1	12	0	2	0	1	31			
03	NORRIS, Darian	* 1-6	1-4	0-0	0	3	3	0	3	2	1	0	0	18			
04	KERR, Nick	* 0-1	0-1	0-0	0	0	0	0	0	1	0	0	0	3			
20	MILES, Cameron	* 3-7	0-0	1-1	0	2	2	0	7	3	0	0	2	19			
24	BANKER, Blair	* 0-0	0-0	0-0	0	0	0	0	0	0	0	0	0	1			
31	SINIS, John	* 0-2	0-0	0-0	1	1	2	0	0	0	0	0	0	7			
34	MAURESA, Chris	* 2-2	0-0	3-4	0	2	2	3	7	1	0	2	0	20			
Team					2			2	4								
Totals		24-59	6-19	19-12	7	21	28	14	63	15	12	6	10	200			

FG % 1st Half: 10-25 40.0% 2nd half: 14-34 41.2% Game: 24-59 40.7% Deadball Rebounds 3
3FG % 1st Half: 1-6 16.7% 2nd half: 5-13 38.5% Game: 6-19 31.6%
FT % 1st Half: 8-10 80.0% 2nd half: 1-2 50.0% Game: 9-12 75.0%

Officials: Dick Cartmell, Mike Reed, Tony Padilla
Technical fouls: BYU-None, San Diego-None.
Attendance: 3204

Score by periods	1st	2nd	Total
BYU	37	45	82
San Diego	29	34	63

Last FG - BY 2nd-04:27, USD 2nd-00:58.
Largest lead - BY by 22 2nd-07:52, USD by 7 1st-15:32.

Score tied - 1 time.
Lead changed - 1 time.



2011-12 SEASON STATS
BYU Combined Team Statistics (as of Jan 16, 2012)
All games

RECORD:	OVERALL	HOME	AWAY	NEUTRAL
ALL GAMES	16-4	10-1	3-2	3-1
CONFERENCE	5-1	3-0	2-1	0-0
NON-CONFERENCE	11-3	7-1	1-1	3-1

#	Player	gp-gs	min	avg	Total		3-Point		F-Throw		Rebounds				pf	dq	a	to	blk	stl	pts	avg
					fg-fga	fg%	3fg-fga	3fg%	ft-fga	ft%	off	def	tot	avg								
34	HARTSOCK, Noah	20-20	631	31.6	129-225	.573	8-25	.320	70-86	.814	28	83	111	5.6	42	0	33	30	33	16	336	16.8
10	CARLINO, Matt	10-9	266	26.6	50-102	.490	25-53	.472	21-27	.778	4	31	35	3.5	24	1	49	28	5	16	146	14.6
00	DAVIES, Brandon	20-20	541	27.1	104-205	.507	0-1	.000	60-87	.690	50	113	163	8.2	62	2	43	48	25	26	268	13.4
01	ABOUO, Charles	20-20	529	26.5	75-170	.441	25-61	.410	52-70	.743	39	84	123	6.2	51	0	63	40	5	22	227	11.4
13	ZYLSTRA, Brock	20-20	557	27.9	66-131	.504	39-85	.459	15-22	.682	14	68	82	4.1	36	0	47	34	2	23	186	9.3
21	ROGERS, Stephen	14-2	230	16.4	41-85	.482	16-44	.364	10-15	.667	3	26	29	2.1	18	1	23	12	5	9	108	7.7
33	AUSTIN, Nate	20-0	243	12.2	35-58	.603	6-13	.462	13-28	.464	27	51	78	3.9	48	2	11	12	9	4	89	4.5
20	WINDER, Anson	19-6	310	16.3	25-67	.373	15-46	.326	16-25	.640	2	24	26	1.4	15	0	43	23	3	17	81	4.3
24	HARRISON, Damarcus	18-0	177	9.8	27-80	.338	8-35	.229	7-15	.467	4	15	19	1.1	11	0	12	17	1	9	69	3.8
02	CUSICK, Craig	20-3	307	15.4	22-43	.512	14-29	.483	9-13	.692	1	24	25	1.3	24	0	39	15	0	10	67	3.4
12	SHARP, Josh	17-0	155	9.1	9-19	.474	1-4	.250	10-17	.588	12	19	31	1.8	16	0	10	11	2	3	29	1.7
14	MARTINEAU, Nick	14-0	42	3.0	3-9	.333	2-3	.667	1-2	.500	1	5	6	0.4	1	0	6	3	0	2	9	0.6
05	COLLINSWORTH, Chri	2-0	12	6.0	0-2	.000	0-1	.000	0-0	.000	0	1	1	0.5	3	0	1	3	1	0	0	0.0
	Team										36	41	77				2					
	Total.....	20	4000		586-1196	.490	159-400	.398	284-407	.698	221	585	806	40.3	351	6	380	278	91	157	1615	80.8
	Opponents.....	20	3973		461-1170	.394	139-440	.316	226-344	.657	194	455	649	32.5	364	-	265	302	60	124	1287	64.3

TEAM STATISTICS

	BY	OPP
SCORING	1615	1287
Points per game	80.8	64.3
Scoring margin	+16.4	-
FIELD GOALS-ATT	586-1196	461-1170
Field goal pct	.490	.394
3 POINT FG-ATT	159-400	139-440
3-point FG pct	.398	.316
3-pt FG made per game	8.0	7.0
FREE THROWS-ATT	284-407	226-344
Free throw pct	.698	.657
F-Throws made per game	14.2	11.3
REBOUNDS	806	649
Rebounds per game	40.3	32.5
Rebounding margin	+7.9	-
ASSISTS	380	265
Assists per game	19.0	13.3
TURNOVERS	278	302
Turnovers per game	13.9	15.1
Turnover margin	+1.2	-
Assist/turnover ratio	1.4	0.9
STEALS	157	124
Steals per game	7.9	6.2
BLOCKS	91	60
Blocks per game	4.6	3.0
ATTENDANCE	150361	52492
Home games-Avg/Game	11-13669	5-6075
Neutral site-Avg/Game	-	4-5530

Date	Opponent		Score	Att.
11/11/11	at Utah State	L	62-69	10270
11/15/11	BYU-HAWAII	w	73-52	13435
11/18/11	LONGWOOD	w	92-60	10173
11/22/11	PRAIRIE VIEW A&M	w	90-51	11760
11/25/11	vs Nevada	w	76-55	3424
11/26/11	vs Wisconsin	L	56-73	2634
11/30/11	vs Northern Arizona	w	87-52	3215
12/03/11	vs Oregon	w	79-65	12845
12/07/11	WEBER STATE	w	94-66	11676
12/10/11	at Utah	w	61-42	10327
12/17/11	BAYLOR	L	83-86	22700
12/20/11	BUFFALO	w	93-78	9632
12/22/11	UC SANTA BARBARA	w	89-75	10670
12/27/11	CAL STATE SAN MARCOS	w	79-51	13007
* 12/29/11	at Saint Mary's (CA)	L	82-98	3500
* 12/31/11	SAN DIEGO	w	88-52	16369
* 01/05/12	at Loyola Marymount	w	73-65	3073
* 01/07/12	SAN FRANCISCO	w	81-56	14823
* 01/14/12	SANTA CLARA	w	95-78	16116
* 1/16/12	at San Diego	w	82-63	3204

* = Conference game

Score by Periods	1st	2nd	Totals
BYU	751	864	1615
Opponents	599	688	1287



2011-12 SEASON STATS
BYU Combined Team Statistics (as of Jan 16, 2012)
Conference games

RECORD:	OVERALL	HOME	AWAY	NEUTRAL
ALL GAMES	5-1	3-0	2-1	0-0
CONFERENCE	5-1	3-0	2-1	0-0
NON-CONFERENCE	0-0	0-0	0-0	0-0

##	Player	gp-gs	min	avg	Total	3-Point	F-Throw	Rebounds		pf	dq	a	to	blk	stl	pts	avg
					fg-fga	fg%	3fg-fga	3fg%	ft-fa	ft%	off	def	tot	avg			
00	DAVIES, Brandon	6-6	177	29.5	42-74	.568	0-0	.000	27-42	.643	17	45	62	10.3	21	0	16
34	HARTSOCK, Noah	6-6	188	31.3	35-66	.530	2-9	.222	19-25	.760	5	22	27	4.5	14	0	7
10	CARLINO, Matt	6-6	160	26.7	26-58	.448	13-31	.419	12-16	.750	3	20	23	3.8	14	1	30
01	ABOUO, Charles	6-6	164	27.3	20-54	.370	4-16	.250	16-19	.842	6	19	25	4.2	15	0	24
13	ZYLSTRA, Brock	6-6	176	29.3	21-35	.600	13-24	.542	3-5	.600	3	27	30	5.0	14	0	15
33	AUSTIN, Nate	6-0	83	13.8	12-21	.571	2-4	.500	5-11	.455	15	17	32	5.3	13	1	6
02	CUSICK, Craig	6-0	99	16.5	11-16	.688	9-10	.900	0-0	.000	0	8	8	1.3	7	0	7
20	WINDER, Anson	6-0	64	10.7	4-13	.308	3-8	.375	4-4	1.000	0	6	6	1.0	6	0	8
21	ROGERS, Stephen	4-0	32	8.0	3-11	.273	1-6	.167	2-2	1.000	1	6	7	1.8	4	0	5
24	HARRISON, Damarcus	5-0	22	4.4	4-13	.308	1-4	.250	0-0	.000	0	5	5	1.0	1	0	1
12	SHARP, Josh	5-0	25	5.0	0-1	.000	0-0	.000	6-8	.750	2	2	4	0.8	2	0	1
14	MARTINEAU, Nick	3-0	10	3.3	1-2	.500	1-1	1.000	0-0	.000	0	0	0	0.0	0	0	0
Team											16	11	27			1	
Total.....		6	1200		179-364	.492	49-113	.434	94-132	.712	68	188	256	42.7	111	2	120
Opponents.....		6	1173		138-359	.384	43-151	.285	93-135	.689	60	136	196	32.7	112	-	80

TEAM STATISTICS	BY	OPP	Date	Opponent	Score	Att.
SCORING	501	412	* 12/29/11	at Saint Mary's (CA)	L 82-98	3500
Points per game	83.5	68.7	* 12/31/11	SAN DIEGO	w 88-52	16369
Scoring margin	+14.8	-	* 01/05/12	at Loyola Marymount	w 73-65	3073
FIELD GOALS-ATT	179-364	138-359	* 01/07/12	SAN FRANCISCO	w 81-56	14823
Field goal pct	.492	.384	* 01/14/12	SANTA CLARA	w 95-78	16116
3 POINT FG-ATT	49-113	43-151	* 1/16/12	at San Diego	w 82-63	3204
3-point FG pct	.434	.285	* = Conference game			
3-pt FG made per game	8.2	7.2				
FREE THROWS-ATT	94-132	93-135				
Free throw pct	.712	.689				
F-Throws made per game	15.7	15.5				
REBOUNDS	256	196				
Rebounds per game	42.7	32.7				
Rebounding margin	+10.0	-				
ASSISTS	120	80				
Assists per game	20.0	13.3				
TURNOVERS	84	79				
Turnovers per game	14.0	13.2				
Turnover margin	-0.8	-				
Assist/turnover ratio	1.4	1.0				
STEALS	44	43				
Steals per game	7.3	7.2				
BLOCKS	21	17				
Blocks per game	3.5	2.8				
ATTENDANCE	47308	9777				
Home games-Avg/Game	3-15769	3-3259				
Neutral site-Avg/Game	-	0-0				

Score by Periods	1st	2nd	Totals
BYU	235	266	501
Opponents	202	210	412

