



Santa Clara Travels to BYU and San Diego This Week

Santa Clara travels to BYU (15-9, 7-4 WCC) on Thurs., Feb. 6 for an 8 pm game on ESPN (Pacific time). Roxy Bernstein and Corey Williams will make the call. The game will also be broadcast live on KDOW 1220 AM and SantaClaraBroncos.com as part of the Bronco Radio Network. Anthony Passarelli is in his seventh season as the Broncos' play-by-play announcer.

The Broncos are 10-14 and 3-8 WCC in the WCC. BYU is 15-9 and 7-4 in the WCC.

BYU is 10-1 at home this year, including 5-0 in league games. SCU freshman Jared Brownridge scored a career-high 30 points and Brandon Clark added 20, but BYU shot a season-best 61.5 percent from the field and defeated the Broncos for the ninth consecutive time, 91-81, in their first match-up this season on Jan. 18. Tyler Haws scored 16 in the Cougars victory.

SCU Last Week

Last week in its first game on Jan. 29, Santa Clara lost a heartbreaker vs. No. 24 Gonzaga. In front of a sold-out crowd at the Leavey Center. Down 10 with five minutes left, the Broncos rallied back to take a one-point lead on a floater by Brandon Clark with 28.6 seconds left after a huge three by Evan Roquemore at 1:23. But Gonzaga's Sam Dower hit a three from the top of the key with 1.9 seconds left to dash Santa Clara's upset hopes and give the Zags the 54-52 win. Roquemore led the Broncos with 15 points but he had no assists for just the second time in his career. It was the first game this season Clark and Jared Brownridge haven't scored a three between them as they were a combined 0-7 from beyond the arc.

On Feb. 1 vs. Portland the Broncos didn't have an answer for the inside duo of Ryan Nicholas (4 of 8 FG, 4-4 FT, 10 REB) and Thomas Van Der Mars (9 of 10 FG, 10-10 FT, 11 REB) and lost 76-64. WCC Newcomer of the Year candidate Jared Brownridge collected 20 points for the 11th time this season and Brandon Clark, despite shooting 1 of 11 from the field, added 11 points with an 8 of 8 performance at the free throw line. Jerry Brown scored 11 points off the bench and a team-high 7 boards.

BYU Last Week

BYU won both of its home games last week. It defeated Pacific 88-78 on Jan. 30 and then put away Saint Mary's 84-71 on Feb. 1. BYU is third in the country in scoring. The Cougars have scored 80+ points in 8 of 11 WCC games this season and 19 of 24 games overall.

Tyler Haws is this week's WCC Player of the Week. The junior guard averaged 35.5 ppg in wins vs. Pacific (88-78) and Saint Mary's (84-71) last week; and he has scored 33 or more in three of the last four games, including a career-best 48 at Portland. He leads the WCC in scoring

Michelle Schmitt Young, Santa Clara Basketball SID

WORK: (408) 544-2114 • **CELL:** (408) 642-9117 • **E-MAIL:** myoung@scu.edu

GAME 25 AT BYU

Date/Tipoff: Thurs., Feb. 6, 2014 / 8 pm Pacific

Where: Marriott Center

TV: ESPN (Roxy Bernstein, Corey Williams)

Audio: KDOW 1220 AM, SantaClaraBroncos.com

Series Record: BYU leads 20-5

First Meeting: at BYU won 65-59 Dec. 21, 1951

Last Meeting: BYU won 91-81 on Jan. 18, 2014 in Santa Clara

Santa Clara Broncos

Head Coach: Kerry Keating, 7th year (Seton Hall, 1993)

2013-14: 10-14, 3-8 WCC (6-7 H, 3-6 A, 1-1 N)

Keating's SCU/Overall Record: 110-116 (7th Year)

Associate Coach: Sam Scholl

Assistant Coaches: Jesse Pruitt, Kyle Schwan

BYU Cougars

Coach: Dave Rose, 8th year (Houston, 1983)

2013-14 Record: 15-9, 7-4 WCC (10-1 H, 3-7 A, 2-1 N)

BK SID: Kyle Chilton (kyle_chilton@byu.edu)

2013-14 Santa Clara Schedule/Results


Date	Opponent	Time/Results
Nov. 2	SAN DIEGO CHRISTIAN # \$	89-60
Nov. 8	BETHESDA >	84-39
Nov. 12	SAN JOSE STATE =	89-77
Nov. 16	at CSU Fullerton \$	73-86
Nov. 22	at Notre Dame < >	69-84
Nov. 29	NORTH DAKOTA ST. & \$	85-91
Nov. 30	RICE & =	66-67
Dec. 5	at CSU Bakersfield >	60-42
Dec. 7	at Cal Poly \$	53-64
Dec. 14	LA SIERRA \$	97-61
Dec. 16	RADFORD + >	75-62
Dec. 18	SACRED HEART + =	70-61
Dec. 22	vs UNLV \$	71-92
Dec. 23	vs. South Florida ^ >	66-65
Dec. 28	at No. 24 Gonzaga *! \$	60-74
Dec. 30	at Portland *?>	76-68
Jan. 2	PEPPERDINE *?>	61-70
Jan. 4	LMU *@\$	OT 86-81
Jan. 9	at Saint Mary's *@?>	57-55
Jan. 11	at Pacific *@?>	68-80
Jan. 16	SAN DIEGO *>	66-69
Jan. 18	BYU *@?>	81-91
Jan. 25	at San Francisco *@?>	66-75
Jan. 29	GONZAGA *@?>	52-54
Feb. 1	PORTLAND *?>	64-76
Feb. 6	at BYU *!>	8 p.m.
Feb. 8	at San Diego *@?>	8 p.m.
Feb. 15	SAN FRANCISCO *!>	8 p.m.
Feb. 20	PACIFIC *?>	7 p.m.
Feb. 22	SAINT MARY'S *@?>	1 p.m.
Feb. 27	at LMU *@?>	8 p.m.
Mar. 1	at Pepperdine *?>	5 p.m.
Mar. 6-11	WCC Tournament \$	TBA

All times Pacific and subject to change.

Home games are in **BOLD CAPS** and played at the Leavey Center. # - Exhibition game; <-ESPN3; + - Continental Tire Las Vegas Classic (games at SCU); ^ - Continental Tire Las Vegas Classic (games at Orleans Arena in Las Vegas); * WCC; ! - ESPN; ^ - CBS Sports Network; ? - TheW.tv; @ - CSN Bay Area/CA & 47th Annual Cable Car Classic


Bronco Radio Network: = KDOW 1220 AM; \$ KLIV 1590 AM;

SANTA CLARA'S PROBABLE STARTING FIVE




J. Richard

PPG 4.0
RPG 2.5
APG 1.1




B. Clark

PPG 16.9
RPG 2.7
APG 3.5



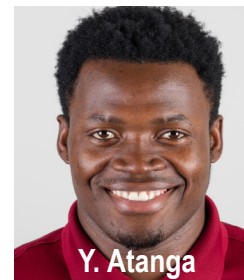
J. Brownridge

PPG 16.9
RPG 2.3
APG 2.5



J. McArthur

PPG 3.9
RPG 3.7
APG 1.2



Y. Atanga

PPG 3.0
RPG 5.0
BPG 0.8

2013-14 Santa Clara Basketball Roster

No.	Name	Pos.	Hgt.	Wgt.	Yr.	Hometown/High School (Last School)
0	Jerry Brown	F	6-7	220	Sr.	Richmond, Calif. / Sacred Heart Cathedral Prep (Fresno St.)
3	Brandon Clark	G	6-0	170	Jr.	East Chicago, Ind. / Merrillville
4	Jarvis Pugh	G	6-6	195	Fr.	Murphy, Texas / Plano East
5	Jalen Richard	G	6-3	188	Fr.	San Tan Valley, Ariz.. / Poston Butte
20	Denzel Johnson	G	6-3	192	Jr.	Fresno, Calif. / Clovis West
22	Julian Clarke	G	6-3	197	Jr.	Toronto, Canada / Oakwood Collegiate
23	Jared Brownridge	G	6-2	195	Fr.	Aurora, Ill. / Waubonsie Valley
24	Evan Roquemore	G	6-3	180	Sr.	Henderson, Nev. / Foothill
25	John McArthur	F	6-9	228	Sr.	Danville, Calif. / De La Salle
30	Andrew Papenfus	F	6-5	215	RS-Jr.	Snowmass, Colo. / Aspen (Hawaii-Hilo)
35	Robert Garrett	C	7-0	260	Jr.	Vallejo, Calif. / Sacramento
43	Nate Kratch	F	6-6	223	RS-Fr.	Watertown, Minn. / Watertown-Mayer
44	Yannick Atanga	F	6-8	225	Jr.	Yaounde, Cameroon / Besant Hill School of Happy Valley
50	Emmanuel Ndumanya	C	6-9	260	Fr.	Anambra, Nigeria / Junipero Serra

Head Coach: Kerry Keating, 7th season (Seton Hall '93)
Associate Coach: Sam Scholl, 7th season (San Diego '01)
Assistant Coaches: Jesse Pruitt, 2nd season (UC Davis '05)
 Kyle Schwan, 1st season (Northern State University, '08)
DBO: Brandon Rosenthal, 1st season (St. John Fisher College, '10)
Video Coordinator: Kyle Bailey, 1st season (Santa Clara '05)
Head Strength & Conditioning Coach: Evan Van Becelaere, 1st season (Kansas, '13)

The Last Time a Bronco ...

Scored 30 or more points
 Jared Brownridge (30), at USF, Jan. 25, 2014

Totaled 15 or more rebounds
 Yannick Atanga (16), at Portland, Feb. 23, 2013

Recorded a double-double (pts./reb.)
 Jerry Brown (16/10), vs. San Jose State, Nov. 12, 2013

2 Recorded a double-double (pts./rebs)
 Marc Trasolini (16/10), vs. LMU, Feb. 11, 2010
 Troy Payne (12/10), vs. LMU, Feb. 11, 2010

Recorded a 20-point, 20-rebound game
 John Bryant (24/27), vs. USD, March 7, 2009

3+ Players with 4+ Threes
 Kevin Foster (3), Evan Roquemore (4), Brandon Clark (4), at LMU, Jan. 12, 2013

The Last Time the Broncos ...

Scored 100 or more points
 vs. Simpson (106), 11/10/12

Allowed 100 or more points
 vs. Loyola Marymount (104), 2/23/91

Had 50 or more rebounds
 vs. San Jose State (50), 11/19/11

Had 25 or more assists
 vs. Eastern Washington (25), 11/23/12

Had 10 or more steals
 vs. La Sierra (11), 12/15/13

Had 10 or more blocks
 vs. LMU (11), 1/29/09

Six score in double figures
 at CSU Northridge, 12/22/10

Five score in double figures
 at BYU, 2/2/13

Four score in double figures
 vs. San Jose State, 11/12/13

Defeated an opponent by 20 or more
 vs. La Sierra (38), 12/15/13

Defeated a ranked opponent
 vs. North Carolina (#4), 77-66, 11/19/04

Defeated a top-10 ranked opponent
 vs. North Carolina (#4), 77-66, 11/19/04

All-Time vs. AP Top-25
 vs. #1-25: 19-86
 vs. #1-20: 19-74
 vs. #1-10: 9-52
 vs. #1-5: 4-32
 vs. #1: 0-12
 (last mtg. vs. No. 1: @Duke won 90-77 12/29/12)

Highest AP Top-10 win
 #4 twice UCLA, 1995;
 North Carolina, 2004

First win over a ranked team
 1950 San Francisco #15

First AP Top-10 win
 1964 San Francisco #5

Last AP Top-10 win
 2004 North Carolina #4

this season and is No. 3 nationally. He is joined by four other Cougars who average double-figures in WCC games: Haws (26.1 ppg), Kyle Collinworth (15.3 ppg), Eric Mika (11.3 ppg), Skyler Halford (11.0 ppg) and Matt Carlino (10.9 ppg).

All-Time

Santa Clara is 5-20 vs. BYU all-time and has lost nine straight games to the Cougars. The Broncos' last series win came on Dec. 2, 1972 when they defeated the No. 15 Cougars, 66-64, in Provo. The Broncos haven't beaten BYU on its home court in over 52 years. They posted wins on consecutive days in the first two meetings in Santa Clara, 64-53, on Dec. 8, 1961 and the next day with a 71-55 victory.

Leaders

Three Broncos average double figures: Brandon Clark, Jared Brownridge and Evan Roquemore. Both Clark and Brownridge collect 16.9 ppg and Roquemore adds 11.3 ppg. In WCC games, Brownridge is averaging 19.2 ppg, Clark adds 18.2 and Roquemore 11.2.

Clark is tied with 16.9 ppg and leads the team with 3.5 and 1.3 spg. If he finishes the season at the top of all three, he would be the first Bronco since Brandon Rohe in 2002-03 to do this (10.6 ppg, 2.4 apg, 1.0 spg). Clark highlights:

+ Clark scored zero points in the season opener vs. Bethesda, but has since scored double figures in 20 of the last 23 games. Clark has scored 20+ in seven of 11 WCC games this season.

+ Clark has scored more than 1/4 of his points at the free throw line this year, hitting 85.7 percent (102 of 119). He is on pace to jump into the top 10 in free throws made in a single season. The school record was set by Ken Sears in 1954-55 (197) and John Bryant is No. 10 with 144 made in 2008-09.

+ Clark will most likely be the next Bronco to reach 1,000 career points as he has 891. He would be the 31st Bronco with 1,000 plus points in his career and the seventh head coach Kerry Keating.

+ Clark has scored 20+ 12 times this year, including a career-high 32 points vs. N.D. State on Nov. 29. During a four-game span (Nov. 12-29), he scored 21+ points in each game; and he was the fourth Bronco player since 2007-08 to accomplish this feat. Scoring 30 points vs. Sacred Heart on Dec. 18, he was the 13th Bronco in school history to have multiple 30+ point games in a single season.

+ Clark scored a WCC career-high with 26 points vs. LMU on Jan. 4 (career high is 32 vs. North Dakota State on Nov. 29). Half of Clark's points vs. the Lions came at the free throw line, as the East Chicago, Ind. native went 13 of 14 from the free throw line.

Brownridge is the top scoring freshman in the WCC and will receive serious consideration for WCC Newcomer of the Year. He is averaging 19.5 ppg in WCC play which is No. 2 in the league and tops among the rookies. He has scored 20+ 11 times already this season, including six times in WCC play; and barely missed

All-time Bronco-Cougar Series

Date	Score
12/21/51	at BYU 64, SCU 59
12/22/51	at BYU 66, SCU 61
2/7/53	SCU 72, BYU 64*
12/19/58	at BYU 80, SCU 59
12/20/58	at BYU 75, SCU 65
12/8/61	vs. SCU 64, BYU 53
12/9/61	vs. SCU 71, BYU 55
12/18/64	at BYU 102, SCU 82
12/19/64	at BYU 109, SCU 80
12/17/65	BYU 103, vs. SCU 85
12/18/65	BYU 87, vs. SCU 79
12/22/67	SCU 80, at BYU 75
12/23/67	at BYU 91, SCU 46
12/22/70	BYU 68, vs. SCU 67
12/1/72	at No. 15 BYU 84, SCU 73
12/2/72	SCU 66, at No. 12 BYU 64
12/30/86	BYU 77, vs. SCU 66
12/29/94	BYU 76, vs. SCU 55 &
12/30/03	BYU 68, vs. SCU 66
12/31/04	at BYU 87, SCU 74
1/14/12	at BYU 95, SCU 78
2/18/12	BYU 82, vs. SCU 67
1/12/13	BYU 82 vs. SCU 64
2/2/13	at BYU 96 vs. SCU 79
1/18/14	BYU 91 vs. SCU 81

* - Cow Palace Daly City, CA
 & - San Jose, Calif.

Pronunciation Guide

Yannick Atanga	Yah-nick A-tan-gah
Julian Clarke	Clark
Emmanuel Ndumanya	
Nate Kratch	E-man-u-l N-do-my-ah rhymes with Scratch
Andrew Papenfus	Pap'in'fos
Jarvis Pugh	Pugh rhymes with shoe
Evan Roquemore	Rock-i-more

20 vs. USD on Jan. 16 (19 points). Brownridge highlights:

+ Brownridge leads the Broncos in threes made (68) and attempted (156). Brownridge is shooting a team-high 43.6 percent beyond the arc. That would break the Bronco freshman record set by Steve Nash in 1993 if the season ended today (40.8 percent). The single season school record was set by Nash in 1994-95 (45.4 percent). His 68 threes are No. 2 on the Bronco freshman record list and No. 8 on the Bronco single season list, topping Steve Nash's total his sophomore year (67, 1993-94).

+ He scored a career-high 30 points vs. BYU on Jan. 18, adding four threes and hitting 8 of 8 free throws. He followed that performance up with 30 points at USF on Jan. 25, adding five threes and scoring 9 of 10 from the free throw line. He is just the third Bronco in school history to score 30+ points in back-to-back WCC games, joining Dennis Awtrey (1969) and Kurt Rambis (1980). He is the 17th Bronco in school history to have multiple 30+ point games and the 14th in school history to do it more than once in a single season.

Roquemore is third with 11.3 ppg and is second on the team with 3.4 apg. Roquemore highlights:

+ Already the school record holder for a single season with assists (2012-13), he is also the career school record for assists with 560. He is No. 9 all-time in the WCC, passing Gonzaga's John Stockton (554, 1980-84) vs. Portland on Feb. 1. He needs 14 assists to move past Portland's Darwin Cook (573, 1976-80) Without an assist vs. Gonzaga on Jan. 29, it is just the second time during his career that he hasn't picked up at least one assist in a game. The first was at Cal Poly on Dec. 7, 2013.

+ He is just the third player in school history to collect 1,500+ points and 500+ assists. The other two: Brian Jones (1,722 points, 517 assists, 1996-01) and Steve Nash (1,689 points, 510 assists, 1992-96).

+ His 20 points and five threes were a season-high at Portland on Dec. 30.

Jerry Brown, a graduate transfer from Fresno State, leads the team with 5.8 rpg and is fourth with 7.8 ppg. Brown highlights:

+ He scored Santa Clara's lone double-double this year vs. SJSU (16 pts., 10 reb., Nov. 12, 2013).

+ Brown is working on a Master's in Communication as he redshirted his sophomore year at Fresno State.

+ He came off the bench the first four games, then started 12 straight. He has come off the bench seven of the last eight games, with his lone start vs. BYU on Jan. 18.

+ He has scored 716 career points with 492 rebounds, including 177 points and 134 rebounds with the Broncos.

Roquemore

Evan Roquemore enters the BYU game with 560 career assists, a Bronco school record. Roquemore broke the Bronco career assists record vs. Radford on Dec. 16 with a dandy dish to Jared Brownridge in the first half, topping Brian Jones (517, 1996-2001). Last year Roquemore set the single season assists record with 196, topping John Woolery (190, 1993-94).

Roquemore has collected an assist in 124 of 126 career games. He was credited with no assists in SCU's 64-53 loss at Cal Poly on Dec. 7 and again with zero assists vs. Gonzaga on Jan. 29. Looking back, Jones missed an assist in just three games (Dec. 21, 1996 at Pacific, Jan. 22, 1997 at USF; and March 4, 2000 vs. USF). Jones only had one game his final three years without an assist (USF, 2000). Steve Nash had eight games his freshman year with no assists, but the final three years of his career he had at least one assist in every game he played in during his Bronco career.

With 455 career FT made, he needs to make 16 to break the school record set by Ken Sears (470, 1951-55). The career minutes played record was set last year by Kevin Foster (4,212) and entering the Cougars game, he is No. 2 in minutes played (4,035). He has started in 106 career games (T-6) and played in 126 games (No. 7).

The team's lone 1,000+ career point scorer, Roquemore missed the first four games with a back injury. Roquemore sits at No. 12 with 1,536 career points. He needs 36 points to pass No. 11 Kyle Bailey (1,571, 2001-05) and with 51 points he will pass No. 10 Ken Sears (1,586 points, 1951-55).

Last year's Bronco team was the first team in WCC history to feature four 1,000 point career scorers. Along with Roquemore, the team had Foster (No. 1, 2,423 points), Trasolini (No. 5, 1,699 points) and Cowels III (No. 26, 1,090 points).

Three, Turnovers

Jared Brownridge is No. 17 nationally with 68 threes made this season. Brownridge (68) and Clark (42) have combined for the most three-pointers made by any teammates in the West Coast Conference with 110. Kevin Pangos (61) and Drew Barham (43) from Gonzaga are second with 104.

Nationally, Brownridge is the top freshman in the country with a 43.6 percentage beyond the arc, good enough for No. 25. Brownridge is No. 2 in the WCC in overall and league games with 2.8 threes per game. Clark and Brownridge are 5-6 in overall games in the league and 4-2 in WCC games, respectively. The Broncos are tops in the overall games in turnover margin at +2.2 and are No. 2 with 7.4 threes made per game. Nationally, Santa Clara is No. 11 with 9.9 turnovers per game.

WCC Career Assist Leaders

	AST	YEARS
1. Orlando Smart, USF	902	1990-94
2. Terrell Lowery, LMU	689	1988-92
3. Matt Santangelo, GON	668	1997-00
4. Carl Ervin, SEA	659	1977-80
5. Blake Stepp, GON	640	2000-04
6. Keith Smith, LMU	594	1982-86
7. Jeremy Pargo, GON	589	2005-09
8. Darwin Cook, POR	573	1976-80
9. Evan Roquemore, SCU	560	2010-
10. John Stockton, GON	554	1980-84

Career Assists

1. Evan Roquemore (2010-)	560
2. Brian Jones (1996-01)	517
3. Steve Nash (1992-96)	510
4. Brody Angley (2004-2008)	506
5. Eddie Joe Chavez (1974-78)	482
6. Kevin Foster (2008-13)	464
7. Kyle Bailey (2001-05)	452
8. Steve Kenilvort (1982-86)	423
9. John Woolery (1990-94)	422
10. Harold Keeling (1981-85)	344

Assist records kept only since 1973-74

Career 1,000 Points Scored

1. Kevin Foster (2008-13)	2,423
3. Kurt Rambis (1976-80)	1,736
3. Harold Keeling (1981-85)	1,731
4. Brian Jones (1996-01)	1,722
5. Marc Trasolini (2008-13)	1,699
6. Steve Nash (1992-96)	1,689
7. Dennis Awtrey (1967-70)	1,675
7. John Bryant (2005-09)	1,667
9. Londale Theus (1976-80)	1,643
10. Ken Sears (1951-55)	1,586
11. Kyle Bailey (2001-05)	1,571
12. Evan Roquemore (2010-)	1,541
13. Mike Stewart (1970-73)	1,446
14. Bud Ogden (1966-69)	1,437
15. Nick Vanos (1981-85)	1,399
16. Mike Gervasoni (1964-67)	1,393
17. Travis Niesen (2002-06)	1,380
18. Jens Gordon (1985-89)	1,356
19. Marlon Garnett (1993-97)	1,346
20. Ralph Ogden (1967-70)	1,280
21. Mitch Burley (1985-89)	1,258
22. Frank Sobrero (1957-60)	1,256
23. Ron Reis (1988-92)	1,246
24. Nathan Fast (1996-00)	1,182
25. Scott Lamson (1981-85)	1,120
26. Raymond Cowels III (2009-13)	1,090
27. Brody Angley (2004-08)	1,074
28. Dan Weiss (1984-88)	1,070
29. DeWayne Lewis (1990-94)	1,032
30. Jim Young (1951-54)	1,016
31. Glen Hubbard (1972-76)	1,012

Career Free Throws Made

1. Ken Sears (1951-55)	470
2. Evan Roquemore (2010-)	455
Kevin Foster (2008-13)	450
4. Brian Jones (1996-01)	414
5. Bud Ogden (1966-69)	385
6. Marc Trasolini (2008-13)	383
Dennis Awtrey (1967-70)	383
8. Harold Keeling (1981-85)	381
9. Mike Stewart (1970-73)	376
10. Mike Gervasoni (1964-67)	371

Career Minutes Played

1. Kevin Foster (2008-13)	4,212
2. Evan Roquemore (2010-)	4,035
3. Kyle Bailey (2001-05)	3,897
4. Marc Trasolini (2008-13)	3,824
5. Brody Angley (2004-08)	3,670
6. Steve Kenilvort (1982-86)	3,633
7. Brian Jones (1996-01)	3,477
8. Mitch Burley (1985-89)	3,469
9. Steve Nash (1992-96)	3,402
10. Harold Keeling (1981-85)	3,317

Freshman Threes Made

1. Kevin Foster (2008-09)	85
2. Jared Brownridge (2013-14)	68
3. James Rahon (2008-09)	59
4. Evan Roquemore (2010-11)	57
5. Brandon Rohe (2002-03)	51
6. Steve Nash (1992-93)	49
7. Raymond Cowels III (2009-10)	46
8. Kyle Bailey (2000-01)	44
9. Calvin Johnson (2005-06)	41
10. Robert Smith (2009-10)	40

Freshman Points

1. Kevin Foster (2008-09)	486
2. Evan Roquemore (2010-11)	446
3. Kurt Rambis (1976-77)	414
4. Jared Brownridge (2013-14)	405
5. Robert Smith (2009-10)	387
6. Brian Jones (1996-97)	375
7. James Rahon (2008-09)	361
8. Londale Theus (1976-77)	356
9. Vester Robinson (1973-74)	341
10. Mark McNamara (1977-78)	332

30 for 30

Jared Brownridge scored 30 points in back-to-back WCC games vs. BYU on Jan. 18 and at USF on Jan. 25. Only three Bronco player have had back-to-back 30+ point games: Dennis Awtrey (March 1 and 7, 1969); Kurt Rambis (Jan. 4 and 5, 1980) and Kevin Foster (March 25 and 27, 2013). Awtrey and Rambis both scored 30+ in back-to-back WCC games as did Brownridge and Foster's came in SCU's CBI title run at Purdue and Wright State.

Brownridge and Brandon Clark are just the second set of Bronco teammates to have multiple 30 point games in the same season. The only other set of SCU teammates to accomplish this: Rambis and Londale Theus did in the 1979-80 season. Theus scored 30+ twice that season (Jan. 25, 1980 and March 2, 1980) and Rambis scored 30+ three times (Jan. 4, 1980, Jan. 5, 1980 and Jan. 25, 1980).

2013-14 Game-by-Game Starting Lineups

Date	Opponent	Score	G	G	G	F	C
11/08	vs. Bethesda	84-39	B. Clark	Brownridge	Richard	McArthur	Atanga
11/12	vs. San Jose State	89-77	B. Clark	Brownridge	Richard	McArthur	Atanga
11/16	at Cal State Fullerton	73-86	B. Clark	Brownridge	Richard	McArthur	Atanga
11/22	at Notre Dame	69-84	B. Clark	Brownridge	Johnson	McArthur	Atanga
11/29	vs. N.D. State	85-91	Roquemore	Brownridge	B. Clark	Brown	Garrett
11/30	vs. Rice	66-67	Roquemore	Brownridge	B. Clark	Brown	Garrett
12/5	at CSU Bakersfield	60-42	Roquemore	Brownridge	B. Clark	Brown	Kratch
12/7	at Cal Poly	53-64	Roquemore	Brownridge	B. Clark	Kratch	Brown
12/14	vs. La Sierra	97-61	Roquemore	Brownridge	B. Clark	Kratch	Brown
12/16	vs. Radford	75-62	Roquemore	Brownridge	B. Clark	Kratch	Brown
12/18	vs. Sacred Heart	70-61	Roquemore	Brownridge	B. Clark	Kratch	Brown
12/22	vs. UNLV	71-92	Roquemore	Brownridge	B. Clark	Kratch	Atanga
12/23	vs. South Florida	66-65	Roquemore	Brownridge	B. Clark	McArthur	Brown
12/28	at No. 24 Gonzaga	60-74	Roquemore	Brownridge	B. Clark	McArthur	Brown
12/30	at Portland	76-68	Roquemore	Brownridge	B. Clark	McArthur	Brown
1/2	vs. Pepperdine	61-70	Roquemore	Brownridge	B. Clark	McArthur	Brown
1/4	vs. LMU OT	86-81	Roquemore	Brownridge	B. Clark	McArthur	Atanga
1/9	at Saint Mary's	57-55	Roquemore	Brownridge	B. Clark	McArthur	Atanga
1/11	at Pacific	68-80	Roquemore	Brownridge	B. Clark	McArthur	Atanga
1/16	vs. San Diego	66-69	Richard	Brownridge	B. Clark	McArthur	Atanga
1/18	vs. BYU	81-91	Richard	Brownridge	B. Clark	Brown	Atanga
1/25	at USF	66-75	Richard	Brownridge	B. Clark	McArthur	Atanga
1/29	vs. Gonzaga	52-54	Richard	Brownridge	B. Clark	McArthur	Atanga
2/1	vs. Portland	64-76	Richard	Brownridge	B. Clark	McArthur	Atanga

Got a Minute?

Santa Clara is the only team with three players in the top 10 in minutes played per game in league games. Brandon Clark is No. 2 at 36.2, Jared Brownridge is No. 5 at 35.4 and Evan Roquemore is No. 9 at 33.0.

20+ Club

Prior to this year, Brandon Clark hadn't scored 20+ points in a college or high school game since he scored 29 in an AAU game in eighth grade. Clark has scored 20+ 12 times this season, including 20+ in seven of the 11 WCC games this year. His 12 20+ games are sixth-most since 2000-01. Tops on the list since 2000-01 - Kevin Foster scored 20+ 20 times in 2012-13.

Jared Brownridge has scored 20+ points 11 times already this year - second-best for a Bronco freshman since 1990-91. Kevin Foster scored 20+ points 11 times his freshman season. Brownridge has led the Broncos in scoring 11 times this year and has scored double-digits in 18 games.

With two 30+ point games this season already, Brownridge and Clark are just the second set of teammates to have multiple 30 point games in the same season. The only other set of Bronco teammates to accomplish this: Rambis and Londale Theus did in the 1979-80 season. Theus scored 30+ twice that season (Jan. 25, 1980 and March 2, 1980) and Rambis scored 30+ three times (Jan. 4, 1980, Jan. 5, 1980 and Jan. 25, 1980).

MOST 20+ PT GAMES, SEASON (SINCE '00-'01)

- 20... Kevin Foster ('12-'13)
- 16... Kevin Foster ('10-'11)
- 13... John Bryant ('08-'09)
- 13... John Bryant ('07-'08)
- 13... Travis Niesen ('05-'06)
- 12 .. Brandon Clark ('13-'14)
- 11 .. Jared Brownridge ('13-'14)
- 11 ... Marc Trasolini ('12-'13)
- 11 ... Kevin Foster ('08-'09)
- 10 ...Doron Perkins ('04-'05)

Brownridge

Jared Brownridge scored 20 points vs. Portland with a couple threes, but didn't collect a three vs. Gonzaga on Jan. 29 when he scored six points, snapping a streak of three straight games with 19+ points. He has scored single digits just twice in WCC play this season (7 at Pacific, 6 vs. Gonzaga). He has a three in every game this year with the exception of Gonzaga on Jan. 29 (0-1) and Sacred Heart on Dec. 18 (0 for 3).

If the season finished today, Brownridge would break the freshman school records for points per game, three point field goal percentage and free throw percentage. Those records belong to Kurt Rambis and Nash.

Brownridge collected seven three pointers on a night where he shot 8 of 15 from the field with a game-high seven assists in the win vs. La Sierra on Dec. 14. The seven threes by Brownridge broke the Bronco freshman record set by Nash back in 1993 (6 vs. CS Stanislaus, 1-5-93). Brandon Rohe (6, vs. Mississippi State Valley, 12-27-02) and Calvin Johnson (6, vs. Cal Poly, 12-10-05) later matched it. It is the most threes hit by a Bronco since WCC record holder Foster scored nine vs. Air Force on March 18, 2011.

Brownridge has started all 24 games this season and he has scored 18+ points in 13 games thus far, including 14 games with 3+ threes made and 18 double-figure games. Much of his scoring has been beyond the arc as Brownridge has collected 5+ threes four times. Foster accomplished this feat three times in his 33-game rookie season (5 vs. Arizona, Nov. 25, 2008; at Saint Mary's, Jan. 9, 2009; and at LMU, Feb. 14, 2009). All told, Foster scored seven threes twice, eight threes twice and nine threes once (the school record for a single game).

In the final non-conference game vs. South Florida on Dec. 23, Santa Clara went on a 13-3 run as Brownridge hit a three with 53.8 seconds left to give SCU a one-point lead and then iced it with a pair of free throws with 10.8 ticks left to lead the Broncos to a 66-65 victory. He also scored eight straight Bronco points late in the second half of the Portland win on Dec. 30 to help seal the victory and scored the game-winning three with 1.2 seconds left on the clock at Saint Mary's on Jan. 9. He added a career-high 30 points vs. BYU on Jan. 18 and hit 30 again at USF on Jan. 25.

In his first three collegiate basketball games, Brownridge was in elite company at SCU. Only three players since the 1999-2000 season have scored more points in the first three games of the season and Brownridge is the only first-year player among them. In his junior year John Bryant collected 75 points in three games at the outset of the 2007-08 season and Travis Niesen tallied 68 points during the first three games of his 2005-06 senior campaign. Foster went for 65 in the first three games last season. Foster also scored 62 points in 2009 but it took him four team games after he missed the third contest of the season.

Bronco Freshman Records Chase Scoring Average

- Jared Brownridge (2013-14) 16.9**
1. Kurt Rambis (1976-77) 15.3

Three-Point FG Pct. (Minimum 20 made)

- Jared Brownridge (2013-14)436**
1. Steve Nash (1992-93)408

Free Throw Percentage (Minimum 30 made)

- Jared Brownridge (2013-14) 849**
1. Steve Nash (1992-93)825



Santa Clara Head Coach Kerry Keating

Entering his seventh season at SCU, Kerry Keating led the Broncos to 24+ victories for the second time in three years in 2012-13. Collecting a 26-12 record, the Broncos won the CBI post-season tournament after winning the CIT in 2011. The Broncos final RPI was No. 68 and record-wise, they claimed the biggest turnaround in Division I basketball this year. The 26 wins were just one shy of the school record set by the 1968-69 team who collected 27 wins. He has a 100-102 record in his six years at SCU. He is the third-winningest coach in the last 12 years in the WCC behind Gonzaga's Mark Few and Saint Mary's Randy Bennett.

SCU won 26 games in 2012-13 after winning 21 regular season games for the first time in almost 20 years on the Mission campus. Keating coached two first-team All-WCC members in Marc Trasolini and Kevin Foster. Foster finished as the second-all-time leading scorer in WCC history. In addition to their success on the court, all five seniors graduated in June as well. Keating has seen all 19 of his seniors graduate from Santa Clara during his tenure.

The Broncos combined to break 22 school and WCC records in 2012-13. Foster broke the all-time WCC record for threes made, finishing tied for fourth in Division I history with 431. The Broncos broke eight individual career records and five individual season records. As a team the Broncos broke eight season records as well. They also led the West Coast Conference in two team categories and two individual categories overall and two team categories and three individual categories in league games.

Keating enjoyed one of Santa Clara's most successful seasons in 2010-11, leading the Broncos to 24 wins – the second most in school history – and the CollegiateInsider.com Post-Season Tournament Championship. Foster was named to the All-WCC First Team and an NABC All-District honoree; Evan Roquemore was named to the Freshman All-WCC Team and Troy Payne was named the WCC Defensive Player of the Year.

The Broncos also set eight team records, seven individual season records, two individual career records and four freshman individual records in 2010-11. Foster's 140 threes were No. 1 nationally and No. 9 all-time in the NCAA. Both Foster and Trasolini scored their 1000th point in 2011 as well. All four seniors – Ben Dowdell, Troy Payne, Nate Mensah and Michael Santos – graduated in June 2011.

Keating led the Broncos to 11 wins in 2009-10 and a fifth-place finish in the league. Trasolini was named all-league and Robert Smith was named to the Freshman All-WCC team.

Keating led the Broncos to 11 wins in 2009-10 and a fifth-place finish in the league. Marc Trasolini was named all-league and Robert Smith was named to the Freshman All-WCC team.

In 2008-09, Keating led the Broncos to 16 wins and a trip to the West Coast Conference Tournament semi-finals. In addition to Bryant being named the WCC Player of the Year, Kevin Foster was named the WCC Newcomer of the Year. Three Broncos were named to the WCC All-Freshman team with the trio breaking 10 Bronco freshmen records.

It was a record-setting year for the Broncos, who won the 2008 Cable Car Classic with an 89-88 overtime win vs. UTEP. Bryant became the first Bronco in school history to score 1,600+ points, grab 1,100+ rebounds and block 200+ shots. Bryant finished his career at Santa Clara No. 1 in rebounds (1,152), No. 1 in blocks (246) and No. 6 in scoring (1,667). He was No. 1 in the country in double-doubles, rebounds per game and total rebounds during regular season play.

Foster's 85 three-pointers in 2009-10 broke two-time NBA MVP Steve Nash's Bronco record. Nash set the SCU record in 1995 when he made 84. Foster also broke the single season record for three pointers attempted with 232, breaking the Bronco record set by Kyle Bailey in 2005 when he attempted 198. In addition, Marc Trasolini broke the Bronco record for single season shooting percentage, hitting 68.1% - shattering a 37-year old record set by Mike Stewart in 1972 when Stewart shot 64.7%. Michael Santos and Ben Dowdell were both named to the WCC Academic Honor Roll with the men's team posting a 3.1 GPA in the Spring 2009 quarter.

Keating's first Bronco team won 15 games in 2007-08, finishing fourth in the WCC as the eight-team league sent a record three teams to the 2008 NCAA Tournament. Both Brody Angley and John Bryant were named to the WCC First Team. Angley

broke the school record for minutes played in a season; and Bryant led the WCC in blocks and rebounds and was second in scoring. Bryant broke the SCU career blocks record, entering his senior year with 162, and single season record for blocks with 76 his junior year. Mitch Henke was named the WCC Postgraduate Male Athlete of the Year.

Keating was named the 14th men's basketball coach in Santa Clara history on April 6, 2007 and was introduced to the media at a press conference on April 9, 2007. Keating came to Santa Clara after serving four seasons as an assistant coach at UCLA, helping the Bruins to Final Four appearances in 2006 and '07. Keating is only the fifth SCU head coach since Bob Feerick

took the reigns of the program in 1950 and the first Bronco men's basketball head coach to be hired without having attended or coached as an assistant at SCU since 1926 when Harlan Dykes was hired as head coach.

What Keating's Gathered from Former Bosses

P.J. Carlesimo: Defense
Dave Odom: Honesty
Jan Van Breda Koff: Offensive Schemes
Buzz Peterson: Personality
Ben Howland: One Track Mind (Win)

Bronco Highs and Lows under Keating

Category	Stat	Date
Most Points	106 vs. Simpson	Nov. 10, 2012
Fewest Points	42 at Gonzaga	Feb. 20, 2013
Most Points Allowed	96 at BYU	Feb. 2, 2013
Fewest Points Allowed	32 vs. Sacramento St.	Dec. 6, 2008
Field Goal % High	71.8 at Sacramento St.	Nov. 25, 2007
Field Goal % Low	27.7 at San Diego St.	Nov. 19, 2009
3-Pt. FGM High	14 3x (at USF)	Jan. 17, 2013
3-Pt. FGM Low	1 2x (last: San Diego)	Jan. 11, 2009
3-Pt. FGA High	37 vs. USF	Jan. 8, 2011
3-Pt. FGA Low	4 2x (last: at Gonzaga)	Feb. 20, 2013
FT Made High	37 vs. LMU	Feb. 22, 2011
FT Made Low	2 x (last: at Saint Mary's)	Jan. 9, 2014
FT Attempted High	45 vs. Menlo	Nov. 16, 2009
FT Attempted Low	2 at Saint Mary's	Jan. 9, 2014
Most Rebounds	58 vs. Menlo	Nov. 16, 2009
Fewest Rebounds	18 vs. Arizona	Nov. 25, 2008
Most Assists	29 vs. Pepperdine	Jan. 21, 2008
Fewest Assists	4 3x (last: at Gonzaga)	Feb. 20, 2013
Most Turnovers	26 at Minnesota	Dec. 22, 2007
Fewest Turnovers	1 vs. Portland	Feb. 29, 2012
Most Blocks	11 vs. LMU	Jan. 29, 2009
Fewest Blocks	0 (10x: last: at Portland)	Dec. 28, 2013
Most Steals	14 3x (last: at Pacific Union)	Dec. 8 2012
Fewest Steals	1 at USF	Feb. 21, 2009

Keating Record When ...

	2013-14	Career
Overall record	10-14	110-116
WCC record	3-8	37-64
Monday	3-0	19-28
Tuesday	1-0	11-7
Wednesday	1-1	9-16
Thursday	2-2	17-22
Friday	1-2	15-9
Saturday	2-8	34-47
Sunday	0-1	5-10
November	2-4	24-18
December	6-3	32-25
January	2-6	23-35
February	0-1	17-30
March		11-6
April		2-1
Playing at Home	6-7	67-47
Playing on the Road	3-6	37-55
Playing at Neutral Site	1-1	6-13
Leading at Halftime	6-2	84-32
Trailing at Halftime	3-12	25-80
Tied at Halftime	1-0	3-3
Better FG % than opponent	7-1	89-20
Same FG % as opponent	1-0	1-0
Worse FG % than opponent	2-13	22-96
Better 3FG % than opponent	9-2	77-31
Same 3FG % as opponent		2-0
Worse 3FG % than opponent	1-12	31-82
Better FT % than opponent	6-7	62-46
Worse FT % than opponent	3-8	45-70
Same FT % as opponent		2-1
Outrebounded opponent	6-3	79-32
Outrebounded by opponent	4-10	27-74
Rebounding is equal	0-1	3-9

When scoring...

40-49	0-6
50-59	1-2 8-34
60-69	2-8 27-47
70-79	3-2 39-24
80-89	3-2 29-5
90-99	1-0 5-0
100+	2-0

When final margin is...

1 point	1-1 6-8
2 points	1-1 5-5
3 points	0-1 8-8
five or less	1-0 13-15
10 or less	1-5 18-36
between 11-20	4-5 34-31
more than 20	2-1 25-16
OT	6-3
2OT	1-1

INDIVIDUAL MISCELLANEOUS STATS

ATANGA, Yannick	Season	Career	Streak
30+ point games	0	0	0
20+ point games	0	0	0
10+ point games	0	1	0
10+ rebound games	1	11	0
10+ assist games	0	0	0
double-double games	0	0	0
games started	13	31	8

JOHNSON, Denzel	Season	Career	Streak
30+ point games	0	0	0
20+ point games	0	3	0
10+ point games	3	11	0
10+ rebound games	0	0	0
10+ assist games	0	0	0
double-double games	0	0	0
games started	1	11	0

BROWN, Jerry	Season	Career	Streak
30+ point games	0	0	0
20+ point games	0	0	0
10+ point games	8	25	1
10+ rebound games	2	5	0
10+ assist games	0	0	0
double-double games	1	3	0
games started	13	63	0

KRATCH, Nate	Season	Career	Streak
30+ point games	0	0	0
20+ point games	0	0	0
10+ point games	2	2	0
10+ rebound games	1	1	0
10+ assist games	0	0	0
double-double games	0	0	0
games started	5	5	0

BROWNRIDGE, Jared	Season	Career	Streak
30+ point games	2	2	0
20+ point games	11	11	1
10+ point games	18	18	1
10+ rebound games	0	0	0
10+ assist games	0	0	0
double-double games	0	0	0
games started	24	24	24

McARTHUR, John	Season	Career	Streak
30+ point games	0	0	0
20+ point games	0	0	0
10+ point games	0	3	0
10+ rebound games	1	4	0
10+ assist games	0	0	0
double-double games	0	2	0
games started	15	47	3

CLARK, Brandon	Season	Career	Streak
30+ point games	2	2	0
20+ point games	12	12	0
10+ point games	20	38	14
10+ rebound games	0	0	0
10+ assist games	0	0	0
double-double games	0	0	0
games started	24	29	24

PAPENFUS, Andrew	Season	Career	Streak
30+ point games	0	0	0
20+ point games	0	0	0
10+ point games	0	0	0
10+ rebound games	0	0	0
10+ assist games	0	0	0
double-double games	0	0	0
games started	0	0	0

CLARKE, Julian	Season	Career	Streak
30+ point games	0	0	0
20+ point games	0	0	0
10+ point games	2	2	0
10+ rebound games	0	0	0
10+ assist games	0	0	0
double-double games	0	0	0
games started	0	2	0

RICHARD, Jalen	Season	Career	Streak
30+ point games	0	0	0
20+ point games	0	0	0
10+ point games	2	2	0
10+ rebound games	0	0	0
10+ assist games	0	0	0
double-double games	0	0	0
games started	8	8	5

GARRETT, Robert	Season	Career	Streak
30+ point games	0	0	0
20+ point games	0	0	0
10+ point games	0	1	0
10+ rebound games	0	1	0
10+ assist games	0	0	0
double-double games	0	0	0
games started	2	22	0

ROQUEMORE, Evan	Season	Career	Streak
30+ point games	0	1	0
20+ point games	1	13	0
10+ point games	13	85	0
10+ rebound games	0	1	0
10+ assist games	0	4	0
double-double games	0	3	0
games started	15	106	0

INDIVIDUAL MILESTONE WATCH

Player	Needed	Milestone
Jerry Brown	2 rebounds	500 career
Brandon Clark	9 points	900 career
Robert Garrett	3 rebounds	150 career
Robert Garrett	9 points	150 career
Denzel Johnson	6 points	300 career

Player	Needed	Milestone
John McArthur	1 game played	120 career
Jalen Richard	5 points	100 career
Evan Roquemore	5 FG made	450 career
Evan Roquemore	4 3FG made	200 career



44

YANNICK ATANGA

6-8 • 225 • JUNIOR • FORWARD

YAOUNDE, CAMEROON

BESANT HILL SCHOOL (OJAI, CALIF.)

Has played in all 92 games with 31 starts in his career ... a starter in each of the last 8 games and 13 this season ... tied for team lead with 20 blocks and has climbed 3 spots to rank 6th on school's career list with 82 ... can become just the fifth player in school history with 100+ career blocks ... has not recorded a block in the last 4 GP ... top returning rebounder ranks 2nd on team with 119 total and 5.0 per game ... grabbed 7 reb. vs. Gonzaga (1/29) his most since 9 at Gonzaga on 12/28 ... collected his 500th career rebound at USF (1/25) and has 11 career games with 10+ ... made the 100th FG of his career vs. Portland (2/1) ... scored a season-high 8 points at USF (1/25), the most since a career-high 12 on 1/24/12, a span of 70 games ... had a career-high tying 7 FGA at USF (1/25) and has 14 FGA in last 3 GP, the most in a 3-game stretch since 15 FGA from 1/10/13 to 1/17/13 ... 7 games with at least 4 fouls (1 foul out) and has a team-high tying 65 on the season playing 17.3 mpg.

2013-14 (JR): Team co-leader in blks. (0.83) and 2nd in reb. (5.0) starting 13 of 24 GP ... started with a game-high 9 reb., including the 400th of his career (402) and 2 blk. vs. Bethesda (1/18) ... started for the 20th time in his career with a game-high tying 10 reb. (11th career 10+ game) and a blk. to tie Mike Norman for 7th place all-time with 65 vs. San Jose St. (11/12) ... had 1 blk. to move into 7th place on SCU's career list with 66 and 2 stl. (career-high) at CS Fullerton (11/16) ... fouls limited him to 12 min. with 5 reb. and 2 blk. with 2 pts. at Notre Dame (11/22) ... tied Brendan Graves for 6th in career blks. with 2 to reach 70 with 3 reb. vs. N. Dakota St. (11/29) ... 4 pts. (2-5 FG) and 7 reb. vs. Rice (11/30) ... 5 pts. (2-3 FG) and had 1 blk. to move into 6th place (Brendan Graves 70) on school's career list with 71 (at CS Bakersfield 12/5) ... 4 pts. (2-3 FG) and 4 reb. at Cal Poly (12/7) ... 2 pts. (2-2 FT) with 4 reb. and 1 blk. vs. La Sierra (12/14) ... tied season-high with 2 blk. scored 4 pts. and 5 reb. vs. Radford (12/16) ... 4 pts. (2-3 FG), 5 reb. and 1 blk. vs. Sacred Heart (12/18) ... 2 pts. (1-1 FG) and 4 reb. at UNLV (12/22) ... 6 pts. (season-high) on 3-4 FG with 2 reb. vs. So. Florida (12/23) ... grabbed 9 reb. in 17 min. at #24 Gonzaga (12/28) ... 6 pts. (3-3 FG) with 4 reb. and 9th career foul out (at Portland 12/30) ... 3 reb. and 1 pt. (1-2 FT) vs. Pepperdine (1/2) ... 6th start of season (24th career) and 1st since 12/22 with 6 pts. adding 5 reb. and 1 blk. vs. LMU (1/4) ... 5 reb. and 2 blk. without attempting a FG or FT in 23 min. at St. Mary's (1/9) ... 1-2 FT with 2 reb. in 14 min. at UOP (1/11) ... 1-2 FT, 4 reb. and 1 blk. in 23 min. vs. USD (1/16) ... grabbed 6 reb. in 14 min. vs. BYU (1/18) ... season-high 8 pts. making 4 of a career-high tying 7 FGA with 6 reb., including 500th career (502) in 24 min. at USF (1/25) ... 7 reb. and 2 pts. (1-3 FG) in 22 min. vs. Gonzaga (1/29) ... 3 pts. (1-4 FG), 3 reb. and 1 stl. in 12 min. vs. Portland (2/1).

2012-13 (SO): Played in all 38 games starting 12 ... Ranked 10th in WCC in total rebounds (6.2 rpg), 5th in offensive rebounds (2.4 rpg) and 6th in blocks (1.0 bpg) ... WCC leader in total rebounds (7.9 rpg) and offensive rebounds (3.3 rpg) in conference-only games ... Had 5 games with 10+ rebounds, including a career-best 16 at Portland (2/23), and 8+ in 14 games ... Had multiple blocked shots in 13 games and tied his

career-best with 4 vs. Pepperdine (2/16) ... Shot better from the field (50%) than the FT line (46.6%) ... Scored a season-high 7 pts. with 9 reb. vs. Simpson (11/10) ... Made his 1st start of the season with 8 reb. vs. USC Upstate (11/20) ... Had 3 blks. at No. 1 Duke (12/29) ... Grabbed 13 reb. with 2 blks. vs. USF (1/2) ... Had 9 reb. vs. No. 10 Gonzaga (1/5) ... Totaled 9 boards, his 5th game with 9+ reb., 5 pts. and 2 blks. at LMU (1/10) ... Had his 7th career double-digit reb. game with 13 vs. Portland (1/31) ... 3rd 10+ reb. game of season (8th career) with 11 vs. San Diego (2/14) ... Season-high and career-high tying 4 blks. at Pepperdine (2/16) ... Career-high 16 reb. in 28 min. at Portland (2/23) ... 10 reb. and 3 pts. in 1st round CBI win over Vermont (3/19).

2011-12 (FR): Played in all 30 games with 5 starts ... had multiple blocks in 7 games and led team in blocks and finished No. 5 on SCU freshman blocks list with 24 ... No. 6 on SCU freshman rebounds record list with 159 ... Shot 51.4% from the field and had a stretch of 6 games where he made 13 of 14 FGA (1/24 to 2/9) ... grabbed season-high 12 reb. and scored 2 pts. in 1st career game (vs. UC Merced 11/11) ... registered his 1st career block (at UC Santa Barbara 11/15) ... tallied his 1st career ast. (vs. San Jose St. 11/19) ... Recorded his 1st career stl. and picked up 3 charging fouls vs. Villanova (11/27) ... Totaled 11 reb. and 5 pts. vs. CS Northridge (12/3) ... made 3 of a career-high 7 FGA scoring 9 pts. with 10 reb. at Washington St. (12/11) ... Pulled down 10 boards vs. UOP (12/17) ... made his 1st career start (at Portland 1/5) ... Called for 5 personal fouls earning his 1st career DQ (vs. San Diego 1/12) ... scored career-high 12 pts. on 5-5 FGs and 2-2 FTs with 9 reb. and 2 blks. vs. LMU (1/24) ... had a career-high 4 blks. with 9 reb. (vs. Pepperdine 2/23) ... made consecutive starts for the first time with 10 reb. and 4 pts. at LMU (2/25).

2010-11: Redshirted the season.

HIGH SCHOOL: A 2010 graduate of Besant Hill School of Happy Valley in Ojai, Calif. ... played for head coach Randy Bertin and was named the California Interscholastic Federation Southern Section Co-Player of the Year his senior year when he averaged 15.2 ppg, 14.8 rpg and 4.1 bpg ... team was 28-3 his senior year and advanced to the second round of the state playoffs ... nominated for All-American team his senior year ... as a junior helped lead team to CIF Division VI A Championship and averaged 20.4 ppg, 13 rbg and 2.2 apg... was named to the All-CIF first team and won the John Wooden award ... AAU team was Impact Basketball (Pasadena, Calif.).

PERSONAL: Originally from Akonolinga, Cameroon ... first language is French (French is the official language of Cameroon) and English is his second language ... parents are Evina Gaston and the late Effa Ngonjo Cecile ... has three siblings: Martial, Ansene and Nicaise ... Ansene plays rugby in France ... At Happy Valley, he participated in the school variety show and project days ... helped renovate an orphanage near his place of birth in Yaounde, Cameroon ... majoring in political science and french.

SEASON HIGHS

Points: 8, at USF (Jan. 25, 2014)
Field Goals: 4, at USF (Jan. 25, 2014)
Field Goal Att.: 7, at USF (Jan. 25, 2014)
3-Pt Field Goals: 0
3-Pt Field Goal Att.: 0
Free Throws: 3, vs. San Jose St. (Nov. 12, 2013)
Free Throw Att.: 6, vs. San Jose St. (Nov. 12, 2013)
Rebounds: 10, vs. San Jose St. (Nov. 12, 2013)
Assists: 1, 5x, last: at Portland (Dec. 30, 2013)
Blocked Shots: 2, 5x, last: at St. Mary's (Jan. 9, 2014)
Steals: 2, at CS Fullerton (Nov. 16, 2013)
Minutes: 25, at CS Fullerton (Nov. 16, 2013)

CAREER HIGHS

Points: 12, vs. LMU (Jan. 23, 2012)
Field Goals: 5, vs. LMU (Jan. 23, 2012)
Field Goal Att.: 7, 3x, last: at USF (Jan. 25, 2014)
3-Pt Field Goals: 0
3-Pt Field Goal Att.: 0
Free Throws: 3, 5x, last: vs. San Jose St. (Nov. 12, 2013)
Free Throw Att.: 7, vs. CS Northridge (Dec. 3, 2011)
Rebounds: 16, at Portland (Feb. 23, 2013)
Assists: 2, vs. Pacific (Dec. 17, 2011)
Blocked Shots: 4, 2x, last: vs. Pepperdine (Feb. 16, 2013)
Steals: 2, at CS Fullerton (Nov. 16, 2013)
Minutes: 30, vs. Pacific (Dec. 17, 2011)

CAREER 10+ REBOUND GAMES (11)

16, at Portland (Feb. 23, 2013)
 13, vs. Portland (Jan. 31, 2013)
 13, vs. USF (Jan. 2, 2013)
 12, vs. UC Merced (Nov. 11, 2011)
 11, vs. San Diego (Feb. 14, 2013)
 11, vs. CS Northridge (Dec. 3, 2011)
10, vs. San Jose State (Nov. 12, 2013)
 10, vs. Vermont (Mar. 19, 2013)
 10, at LMU (Feb. 25, 2012)
 10, vs. Pacific (Dec. 17, 2011)
 10, at Washington State (Dec. 11, 2011)

CAREER STATISTICS FOR YANNICK ATANGA

Year	GP	GS	Min	Avg	/--- TOTAL FG ---/			/-- 3-POINT FG --/			/ FREE THROW /			/----- REBOUNDS -----/											
					FG	FGA	Pct	FG	FGA	Pct	FT	FTA	Pct	Off	Def	Tot	Avg	PF	FO	Ast	TO	Blk	Stl	Pts	Avg
2011-12	30	6	471	15.7	37	72	.514	0	0	.000	20	35	.571	69	90	159	5.3	88	5	5	18	24	8	94	3.1
2012-13	38	12	688	18.1	35	70	.500	0	0	.000	27	58	.466	92	142	234	6.2	102	3	8	23	38	11	97	2.6
2013-14	24	13	418	17.4	28	65	.431	0	0	.000	16	33	.485	41	78	119	5.0	65	1	5	9	20	10	72	3.0
TOTAL	92	31	1577	17.1	100	207	.483	0	0	.000	63	126	.500	202	310	512	5.6	255	9	18	50	82	29	263	2.9



0 Jerry Brown

6-7 • 220 • RS Senior • Forward
Richmond, California
Sacred Heart Cathedral Prep

Recorded SCU's only double-double game of season (3rd career) with 16 pts. and 10 reb. vs. San Jose St. (11/12/13) ... has played in all 24 games with 13 starts ... started 12 straight games from 11/29 to 1/2 and inserted back into starting lineup on 1/18 vs. BYU ... has made 16 of 22 FGA (72.7%) over last 6 GP and leads team with a 55.4 FG% ... 50% or better from the field in 15 of 24 games making 5 of 6 FGA vs. Portland (2/1) ... collected his 450th career rebound at #24 Gonzaga (12/28) and leads team with a season career-high 5.8 rpg ... needs 2 rebounds for 500 career ... scored 11 points vs. USD (1/16) to reach 700 career and had 11 vs. Portland (2/1) for his highest point total in a game since 13 vs. UNLV on 12/23 ... snared a season-high 11 reb. vs. So. Florida (12/23), his 2nd highest career total and 5th career game with 10+ ... played 27 min. vs. Portland (2/1) after totaling just 22 in the previous 2 GP ... played in his 100th game scoring 13 pts. to reach exactly 600 career (vs. Rice 11/30/13) ... graduate transfer after playing three seasons at Fresno State ... played in 94 games averaging 5.8 ppg and 3.8 rpg with the Bulldogs ... athletic low post player who should provide veteran leadership.

2013-14 (SR): Team leader in reb. (5.8), co-leader in blks. (0.83) and 2nd in FTA (94) ... scored 13 pts. in 12 min. off the bench making 4-5 FG and 5-7 FT vs. Bethesda (11/8) ... recorded his 3rd career double-double and 1st at SCU with 16 pts. and 10 reb. adding 2 blks. and 2 stl. vs. San Jose St. (11/12) ... team-high 7 reb. with 5 pts. at CS Fullerton (11/16) ... 6 pts., 4 reb. and 2 ast. (season-high) at Notre Dame (11/22) ... made his 1st start as a Bronco with 8 pts. and 5 reb. vs. N. Dakota St. (11/29) ... starter in his 100th game with 13 pts. (5-6 FG) to reach 600 career and 9 reb. vs. Rice (11/30) ... scored 10 pts. (5-8 FG) with 8 reb., including 400th career (405) at CS Bakersfield (12/5) ... 9 reb., 2 blk. and 5 pts. in season-high 34 min. at Cal Poly (12/7) ... 8 pts. and 6 reb. in 13 min. vs. La Sierra (12/14) ... 16 pts. (6-9 FG) with 5 reb. vs. Radford (12/16) ... career-high tying 3 blk. with 6 reb. and 3 pts. (1-2 FG) vs. Sacred Heart (12/18) ... 13 pts. (5-8 FG) and 5 reb. at UNLV (12/22) ... 11 reb. (season-high) with 5 pts. (1-5 FG) vs. So. Florida (12/23) ... 5 pts. (2-4 FG) and 6 reb., including 450th career, at #24 Gonzaga (12/28) ... 2 pts. (1-6 FG) with 4 reb. at Portland (12/30) ... 8 reb. and 4 pts. (1-6 FG; 2-4 FT) vs. Pepperdine (1/2) ... came off the bench to score 7 pts. (3-4 FG; 1-1 FT) with 4 reb. in 12 min. vs. LMU (1/4) ... 4 pts. in 14 min. at St. Mary's (1/9) ... 3-3 FG (3-5 FT) for 9 pts. with 5 reb. at UOP (1/11) ... made 5-6 FG for 11 pts. to reach 700 career (702) with 4 reb. in 13 min. vs. USD (1/16) ... started with 8 pts., 4 reb., 2 ast. and 2 blk. in 24 min. vs. BYU (1/18) ... played 10 min. off the bench with 2 pts.

and 4 reb. at USF (1/25) ... 3 reb. and 2 stl. scoring 2 pts. (2-2 FT) in 12 min. vs. Gonzaga (1/29) ... made 5-6 FG for 11 pts. with 7 reb. in 27 min. before fouling out for the 1st time this season (3rd career) vs. Portland (2/1).

AT FRESNO STATE (2009-2013): Played three seasons at Fresno State ... team's Defender of the Year in 2013 ... played in 94 career games averaging 5.8 ppg and 3.8 rpg ... Appeared in 31 of 33 games as a true freshman ('09-'10) ... recorded freshman season-highs of 10 pts. and 7 reb. hitting 5-7 FG at Boise State (1/30/10) ... redshirted in 2010-11 ... averaged 8.8 ppg, 5.5 rpg while playing 30.5 mpg in 2011-12 ... scored 290 points and logged a total of 1,007 minutes of action ... converted 96 of 199 FGA (48.2%) and 97 of 144 FTA (67.4%) ... also recorded 31 assists, 27 blocks and 35 steals ... named All-WAC Fourth-Team by College Sports Madness in 2011-12 ... 2009-10 Academic All-Western Athletic Conference ... graduated with a degree in Communications in May of 2013.

HIGH SCHOOL: During his senior season at Sacred Heart Cathedral Prep, he averaged 16 ppg and 8 rpg ... as team captain, led team to Division III state championship with 29-4 record ... named Cal-Hi Sports State (3x), All-WCAL (3x), and All-WCAL Co-MVP (as a senior) ... selected to 2006 Adidas Superstar Camp All Star Game and Adidas National Team.

PERSONAL: Parents are Jerry and Ronna Brown ... has three sisters, Chantelle, Jerrace and Anastacia, and two brothers, Taylor and Jericlian ... fluent in sign language ... mentors younger children ... favorite athlete is Carmelo Anthony because he can play a variety of positions ... biggest athletic thrill is winning championships ... most admires his mom and dad because they support all their children daily ... also recruited out of high school by California, Seton Hall, Saint Mary's and Washington ... enrolled in the Communication master's program.

WHY SANTA CLARA?

"I chose Santa Clara because it was a school that can offer me a lot in regards to their style of play, location and it is a great academic institution. My family can watch me play without traveling. I feel like I have a great support system in the Bay Area. The master's program is one year. It is really going to push me academically, but it's what I signed up for and I am very excited to be able to get my master's."

SEASON HIGHS

Points: 16, 2x, last vs. Radford (Dec. 16, 2013)
Field Goals: 6, vs. Radford (Dec. 16, 2013)
Field Goal Att.: 9, vs. Radford (Dec. 16, 2013)
3-Pt Field Goals: 0
3-Pt Field Goal Att.: 0
Free Throws: 6, vs. San Jose St. (Nov. 12, 2013)
Free Throws Att.: 10, vs. San Jose St. (Nov. 12, 2013)
Rebounds: 11, vs. So. Florida (Dec. 23, 2013)
Assists: 2, 2x, last vs. BYU (Jan. 18, 2014)
Blocked Shots: 3, vs. Sacred Heart (Dec. 18, 2013)
Steals: 2, 6x, last vs. Gonzaga (Jan. 29, 2014)
Minutes: 34, at Cal Poly (Dec. 7, 2013)

CAREER HIGHS

Points: 17, 2x, last: at Hawaii (Feb. 11, 2012)
Field Goals: 7, at Hawaii (Feb. 11, 2012)
Field Goal Att.: 15, at Hawaii (Feb. 11, 2012)
3-Pt FGs: 1, vs. Utah State (Feb. 4, 2012)
3-Pt FGA: 2, 2x, last: vs. Wyoming (Jan. 16, 2013)
Free Throws: 9, vs. CS San Marcos (Jan. 18, 2012)
Free Throw Att.: 13, vs. CS San Marcos (Jan. 18, 2012)
Rebounds: 13, at San Jose St. (Feb. 9, 2012)
Assists: 4, at Nevada (Jan. 21, 2012)
Blocked Shots: 3, 5x, last: vs. Sacred Heart (Dec. 18, 2013)
Steals: 4, 4x, last: vs. Wyoming (Jan. 16, 2013)
Minutes: 41, vs. Hawaii (Jan. 12, 2012)

CAREER DOUBLE-DOUBLE GAMES (3)

vs. Idaho, 14 pts./10 reb. (Feb. 2, 2012) (for FSU)
at San Jose St., 10 pts./13 reb. (Feb. 9, 2012) (for FSU)
vs. San Jose St., 16 pts./10 reb. (Nov. 12, 2013)

CAREER STATISTICS FOR JERRY BROWN

Year	GP	GS	Min	Avg	--- TOTAL FG ---/			/-- 3-POINT FG --/			/ FREE THROW /			/----- REBOUNDS -----/											
					FG	FGA	Pct	FG	FGA	Pct	FT	FTA	Pct	Off	Def	Tot	Avg	PF	FO	Ast	TO	Blk	Stl	Pts	Avg
09-10 (FS)	31	0	360	11.6	32	63	.508	0	0	.000	27	54	.500	18	33	51	1.6	48	0	9	19	12	15	91	2.9
11-12 (FS)	33	29	1007	30.5	96	199	.482	1	3	.333	97	144	.674	72	108	180	5.5	99	2	31	45	27	35	290	8.8
12-13 (FS)	30	21	764	25.5	53	133	.398	0	3	.000	52	84	.619	51	77	128	4.3	73	0	21	29	17	37	158	5.3
2013-14	24	13	511	21.3	67	121	.554	0	0	.000	52	94	.553	56	83	139	5.8	54	1	12	31	20	17	186	7.8
TOTAL	118	63	2642	22.4	248	516	.480	1	6	.167	228	376	.606	197	301	498	4.2	274	3	73	124	76	104	725	6.1



23

Jared Brownridge

6-2 • 195 • Freshman • Guard
Aurora, Illinois
Waubonsie Valley High School

Has started all 24 games in his first season ... set SCU freshman record with 7 3FG (vs. La Sierra 12/14), the most since Kevin Foster made 7 vs. Simpson (11/10/12) ... scored a career-high 30 points in back-to-back games (vs. BYU 1/18, at USF 1/25) and is just the 4th Bronco with consecutive 30-pt. games ... is the 17th Bronco with multiple 30-pt. career games and the 14th to have 2+ in one season ... 2nd in WCC with 68 3FGs and 2.8 3FG/game making 3 or more in a game 14 times ... his 68 3FGs place 2nd to Kevin Foster (85 in '08-'09) by a SCU freshman and is the 8th highest season total overall ... highest scoring FR in WCC and 6th overall with 16.9 ppg ... 2nd highest scorer in WCC-only games at 19.5 ppg ... 11 games with 20+ points matches Foster for most by a Bronco FR since 2000-01 ... 5th-highest scoring FR in school history with 405 pts ... played 37 minutes in each of the last 4 games and at least that many 8 times ... leads team with 33.4 mpg and tops among WCC freshman (6th overall) ... career-highs of 9 FT and 10 FTA at USF (1/25) and has made 27 of 28 over last 5 GP to place 9th in WCC with 84.9 FT% ... made 3FG with 1.2 seconds left at St. Mary's (1/9) for first SCU win there since 2009 ... 2nd all-time among SCU freshman with 156 3FGA ... netted 25 points scoring the team's first 5 points in each half in SCU debut.

2013-14 (FR): Started in his SCU debut with a game-high 25 pts. on 7-12 FG (5-10 3s) and 6-6 FT with game-high 6 ast. and no TOs in 30 min. vs. Bethesda (11/8) ... made 5-8 FG (1-4 3s) and 4-6 FT for 15 pts. with 3 ast. vs. San Jose St. (11/12) ... made 5-9 3s (6-14 FG) scoring 21 pts. at CS Fullerton (11/16) ... scored 16 pts. on 5-10 FG (4-8 3s) with 3 ast. in 35 min. at Notre Dame (11/22) ... 16 pts. for second straight game making 6-12 FG (4-9 3s) vs. N. Dakota St. (11/29) ... 6 pts. with 6 reb. (career-best) vs. Rice (11/30) ... 8 pts. (3-8 FG, 1-2 3s) with 5 ast. at CS Bakersfield (12/5) ... 5 pts. in 35 min. at Cal Poly (12/7) ... set a school FR record with 7 3FG for 24 pts. with 7 ast. (career-high) and 1st career blk. vs. La Sierra (12/14) ... 21 pts. (7-11 FG, 3-5 3s), first time with back-to-back 20 pt. games, in 37 min. vs. Radford (12/16) ... 2 pts. (2-2 FT) vs. Sacred Heart (12/18) ... game-high 22 pts. on 6-15 FG (3-6 3s) and 7-8 FT at UNLV (12/22) ... scored last 5 pts., including game clinching FTs, and totaled 10 in win over So. Florida (12/23) ... 12 pts. (5-11 FG; 2-4 3s) at #24 Gonzaga (12/28) ... 20 pts. on 6-9 FG (3-5 3s) and 5-6 FT with 4 reb. in 35 min. at Portland (12/30) ... 18 pts. (16 in 1st half) on 7-13 FG (4-7 3s) and 6 ast. in 38 min. vs. Pepperdine (1/2) ... 29 pts. on 9-19 FG (4-11 3s) and 7-8 FT with season-high 2 stl. in personal-best 42 min. vs. LMU (1/4) ... game-winning 3FG with 1.2 left for game-high 23 pts. (10-16 FG; 3-4 3s) with 6 reb. (career-high) in 37 min. at St. Mary's (1/9) ... 7 pts. (1-7 FG) with 1st foul out in 27 min. at UOP (1/11) ... 19 pts. on 6-9 FG (3-6 3s) and 4-5 FT vs. USD (1/16) ... 30 pts. (career-best) making 9 of career-high 21 FGA (4-11 3s) and all 8 FTA vs. BYU (1/18) ... 4th SCU player with back-to-back 30 pt. games after game-high 30 on 8-14 FG (5-10 3s) and 9-10 FT (career highs) at USF (1/25) ... 6 pts. (2-7 FG) and did not make a 3FG for only the 2nd time this season in 37 min. vs. Gonzaga (1/29) ... 20 pts. (11th 20+ pt. game of season)

on 7-17 FG (2-9 3s) and 4-4 FT with 5 ast. in 37 min. vs. Portland (2/1).

HIGH SCHOOL: Played basketball for Steve Weemer at Waubonsie Valley High School in Aurora, Ill. ... played in 29 games his senior year, hitting 72 threes and was 130 for 164 from the free throw line (averaged 21.2 ppg, 1.4 spg and 1.7 apg) ... named to All-Tournament Team at Palatine High School Thanksgiving Tournament and York High School Jack Tosh Christmas Tournament ... All-Conference Team Upstate Eight Conference ... named to Chicago Sun Times, Daily Herald, Naperville Sun and Beacon News All-Area Teams ... Illinois Basketball Coaches Association All-State Third Team and AP Boy's Basketball All-State Teams Honorable Mention ... Waubonsie Valley Varsity Team Co-MVP ... finished as school's all-time leader in 3 pt made (203) and as the second-leading scorer (1,608) ... team was 21-8 and 9-4 in league play his senior year ... scored 33 points in the regional semi-finals win over Metea Valley his senior year ... Brownridge connected on five 3-pointers and scored 29 points in Waubonsie Valley's 66-61 loss to Neuqua Valley in Dec., 2012 ... his junior year he averaged 20.9 points, 4.3 rebounds, 1.7 assists and 1.7 steals a game ... he knocked down 58 from beyond the arc and scored 31 and 30 points in his final two games in the postseason in March, 2012, respectively ... played on the Illinois Wolves AAU team.

PERSONAL: Son of Enos and Kathy Brownridge ... has an older sister named Lauren ... enjoys hanging out with friends, going to the movies and playing pool and ping pong ... plans to major in Business.

WHY SANTA CLARA?

"I liked the style of play and had a good rapport with the coaches. The great academics and nice location, from a weather and networking standpoint, were also key."

SEASON HIGHS

Points: 30, 2x, last: at USF (Jan. 25, 2014)
Field Goals: 10, at St. Mary's (Jan. 9, 2014)
Field Goal Att.: 21, vs. BYU (Jan. 18, 2014)
3-Pt Field Goals: 7, vs. La Sierra (Dec. 14, 2013)
3-Pt Field Goal Att.: 14, vs. La Sierra (Dec. 14, 2013)
Free Throws: 9, at USF (Jan. 25, 2014)
Free Throw Att.: 10, at USF (Jan. 25, 2014)
Rebounds: 6, 2x, last: at St. Mary's (Jan. 9, 2014)
Assists: 7, vs. La Sierra (Dec. 14, 2013)
Blocked Shots: 1, 3x, last: at St. Mary's (Jan. 9, 2014)
Steals: 2, 3x, last: at USF (Jan. 25, 2014)
Minutes: 42, vs. LMU (Jan. 4, 2014)

SEASON HIGHS

Points: 30, 2x, last: at USF (Jan. 25, 2014)
Field Goals: 10, at St. Mary's (Jan. 9, 2014)
Field Goal Att.: 21, vs. BYU (Jan. 18, 2014)
3-Pt Field Goals: 7, vs. La Sierra (Dec. 14, 2013)
3-Pt Field Goal Att.: 14, vs. La Sierra (Dec. 14, 2013)
Free Throws: 9, at USF (Jan. 25, 2014)
Free Throw Att.: 10, at USF (Jan. 25, 2014)
Rebounds: 6, 2x, last: at St. Mary's (Jan. 9, 2014)
Assists: 7, vs. La Sierra (Dec. 14, 2013)
Blocked Shots: 1, 3x, last: at St. Mary's (Jan. 9, 2014)
Steals: 2, 3x, last: at USF (Jan. 25, 2014)
Minutes: 42, vs. LMU (Jan. 4, 2014)

SCU FRESHMAN 3FGM LEADERS

- 1.) 85 Kevin Foster ('08-'09)
- 2.) 68 Jared Brownridge ('13-'14)

SCU FRESHMAN 3FGA LEADERS

- 1.) 232 Kevin Foster ('08-'09)
- 2.) 156 Jared Brownridge ('13-'14)

SCU FRESHMAN POINTS LEADERS

- 1.) 486 Kevin Foster ('08-'09)
- 2.) 446 Evan Roquemore ('10-'11)
- 3.) 414 Kurt Rambis ('76-'77)
- 4.) 405 Jared Brownridge ('13-'14)

CAREER STATISTICS FOR JARED BROWNRIDGE

Year	GP	GS	Min	Avg	/--- TOTAL FG ---/			/-- 3-POINT FG --/			/ FREE THROW /			/---- REBOUNDS ----/											
					FG	FGA	Pct	FG	FGA	Pct	FT	FTA	Pct	Off	Def	Tot	Avg	PF	FO	Ast	TO	Blk	Stl	Pts	Avg
2013-14	24	24	801	33.4	129	273	.473	68	156	.436	79	93	.849	6	49	55	2.3	46	1	60	35	3	16	405	16.9
TOTAL	24	24	801	33.4	129	273	.473	68	156	.436	79	93	.849	6	49	55	2.3	46	1	60	35	3	16	405	16.9



3

Brandon Clark

6-0 • 170 • Junior • Guard
East Chicago, Indiana
Merrillville High School

Has played in all 92 games with 29 starts during his career ... a starter in all 24 games this season averaging 33.0 mpg ... scored 20+ points in 5 straight games (1/4 to 1/18) joining Kevin Foster ('12-'13) and Travis Niesen ('05-'06) as the only Broncos since 2000-01 to accomplish that ... scored career-high 32 points vs. No. Dakota St. (11/29) and had 30 vs. Sacred Heart (12/18) to become the 13th Bronco with multiple 30-pt. games in a season ... 2nd in WCC with 12 games of 20 or more points after not having a 20-pt. game in his first 2 seasons ... team leader and 5th in WCC in scoring at 16.9 ppg after being held without a point in season opener ... shooting 36.4% from the field (32-88) over the last 6 games but has made 92.6% (25-27) of his FTs ... made his 100th career 3FG (vs. BYU 1/18) ... team leader in assists with 3.5 per game (85 total) ... a career 82.1% FT shooter (224-273) has made 12 straight and 23 of 24 ... the only SCU player to shoot a FT (1-2) in win at St. Mary's (1/9) ... needs 9 points for 900 career ... scored 800th career point at UOP (1/11) and recorded his 250th career assist at USF (1/25) ... named to Cable Car Classic all-tournament team after scoring 47 points in 2 games.

2013-14 (JR): Made his 6th career start with 4 ast. vs. Bethesda (11/8) ... scored 23 pts. making 5-13 FG and 11 of career-high 14 FTA with 5 ast. and 4 reb. vs. San Jose St. (11/12) ... game-high 23 pts. on career-most 22 FGA at CS Fullerton (11/16) ... 3rd straight 20+ point game with 21 and 6 ast. in 35 min. at Notre Dame (11/22) ... 32 pts. (career-high) on 10-13 FG (5-8 3s) and 7-7 FT vs. N. Dakota St. (11/29) ... 2-2 FT and 6-12 FG (1-4 3s) for 15 pts. with 3 reb. and 3 ast. vs. Rice (11/30) ... scored 9 pts., including 600th career (608) at CS Bakersfield (12/5) ... 12 pts. (4-12 FG; 2-2 FT) at Cal Poly (12/7) ... made his first 3 FTA for personal-best 18 straight before a miss (4-6) with 5 ast., including 200th career (203), and 7 pts. vs. La Sierra (12/14) ... 8 pts. and 4 ast. vs. Radford (12/16) ... 5-9 3FG (both career highs) and 9-16 FG for 2nd career 30 pt. game (30) with 5 reb. and 5 ast. vs. Sacred Heart (12/18) ... 14 pts. and 2 ast. at UNLV (12/22) ... 12 pts., 3 reb. and 3 ast. in 36 min. vs. So. Florida (12/23) ... game-high 22 pts. (8-15 FG), including 700th career, in 37 min. at #24 Gonzaga (12/28) ... 20 pts. (2nd straight 20+ game and 7th of the season) with 6 ast. at Portland (12/30) ... 16 pts. on 8-17 FG missing all 5 3FGA vs. Pepperdine (1/2) ... 26 pts. on career-high 13 FT and tied career-highs with 14 FTA and 3 stl. in 39 min. vs. LMU (1/4) ... 20 pts. (8-14 FG; 3-5 3s) and the only player to shoot a FT (1-2) in 38 min. at St. Mary's (1/9) ... game-high 20 pts., including 800th career (815) on 6-13 FG (3-7 3s) and 5-6 FT with 4 reb. and 4 ast. in 35 min. at UOP (1/11) ... 21 pts. (4th straight 20+ game) on 8-18 FG and 4-4 FT with 3 reb. in 38 min. vs. USD (1/16) ... 5th straight 20 pt. game (20) on 8-21 FG with 7 ast. (season-high) in personal-best 40- min. vs. BYU (1/18) ... 4 ast. to reach 250 career (252) with 12 pts. on 4-9 FG and 4-5 FT in 33 min. at USF (1/25) ... 12 pts. (5-16 FG; 2-2 FT) with 5 reb. and 1 blk. (6th career) vs. Gonzaga (1/29) ... 8-8 FT for 11 pts. (1-11 FG) with career-high tying 3 stl. vs. Portland (2/1).

2012-13 (SO): Played in all 38 games with 1 start ... led team with 11 double-figure scoring games off the bench and had 10+ pts. in 5 of 6 games from Jan. 31 to Feb. 20, 2013 ... played 20+ minutes in 16 games and averaged 18.5 for the season ... placed 9th in the WCC in FT%

(78.4) ... dished out 102 assists in just 704 total minutes ... handed out a career-best 8 ast. in season-opening win vs. Simpson (11/10) ... scored 11 pts. (8th career 10+ game) vs. USC Upstate (11/20) ... played a season-high 28 min. scoring 14 pts. vs. Alcorn State (12/21) ... made all 5 FTA and scored 9 pts. at No. 1 Duke (12/29) ... started for the only time (5th career) scoring 8 pts. vs. USF (1/2) ... scored 15 pts. on 4-6 FG (2-3 3s) and 5-6 FT vs. Portland (1/31) ... season-highs of 7 FT and 10 FTA scoring 15 pts. vs. Pepperdine (2/16) ... scored 14 pts. at Gonzaga giving him 3 straight double-digit scoring games for the first time (2/20) ... made a season-best 5 FG for 10 pts. in Game 2 of CBI final series at George Mason (4/3).

2011-2012 (FR): Played in all 30 games making 4 starts ... shot a team-best 81.4 percent from FT line (35-43) and averaged 7.0 ppg and 2.3 apg in 21.0 mpg ... averaged 8.3 ppg and tallied 6 of his 7 double-figure scoring games in WCC games ... cracked the top-10 in SCU freshman season records at No. 3 in FT% (81.4), No. 6 in 3FG% (38.1), No. 9 in assists (68) and No. 10 in 3FGM (32) ... a perfect 4-4 from beyond the arc (4-6 total FG) in his 1st career game with 3 reb., 2 ast. and a blk. vs. UC Merced (11/11) ... hit a big 3 in the New Mexico game, his only bucket in an OT win (11/24) ... dished out 5 ast. with his 1st career stl. (vs. Pacifica 12/13) ... fouled out for the 1st time in his career (vs. E. Michigan 12/29) ... had consecutive double-figure scoring games for the first time in his career with 16 at Portland (1/5) and 12 at Gonzaga (1/7) ... made his 1st career start (vs. San Diego (1/12) ... scored 12 pts. (4th career 10+ game) at Pepperdine (1/28) ... grabbed season-high 5 reb. scoring 11 points vs. Portland (2/2) ... started and scored 9 pts. at USF (2/9) ... made his 4th career start playing a season-high 30 min. scoring 10 pts. and a season-best 6 ast. at St. Mary's (2/11) ... scored a season-high 19 points on 7-12 FG (3-6 3s) and 2-2 FT vs. BYU (2/18) ... set a career-high with 3 stl. vs. Portland in WCC Tournament (2/29).

HIGH SCHOOL: A 2011 graduate of Merrillville High School in Indiana ... named third-team All-State as a senior ... 2011 Northwest Indiana Most Valuable Player ... two time Indiana Pacer Player of the Month ... ranked 305th in nation by HoopScoop.com ... *Hoosier Basketball Magazine* and Best of the Midwest All-Star ... 4A Class All-Star ... as a senior averaged 15 ppg, 6 apg and 2 spg ... led team to DAC Conference championship in 2011 ... as a junior averaged 12 ppg, 4 apg and 2 spg ... led team to DAC Conference championship in 2010 ... led team to Sectional championship in 2010 ... as a sophomore averaged 9 ppg, 3 apg and 1 spg ... had 10 career double-doubles games ... career-highs of 20 points and 16 assists in a game.

PERSONAL: Mother is Kimberly Julkes, associate-director of the East Chicago Public Library, attended Ball State University ... step-father Jeffrey Julkes, Sr. attended Prairie State and is a maintenance furnace planner ... two older sisters: Brittany and Tiffany ... god-brother of guard E'Twann Moore who played at Purdue and is now in his second year with the Orlando Magic ... member of Key Club, S.T.A.N.D., peer mediator and received an honors diploma ... finished in top 10% of class academically ... hobbies include playing video games and listening to music ... management major.

SEASON HIGHS

Points: 32, vs. North Dakota St. (Nov. 29, 2013)
Field Goals: 10, vs. North Dakota St. (Nov. 29, 2013)
Field Goal Att.: 22, at CS Fullerton (Nov. 16, 2013)
3-Pt FG: 5, 2x, last: vs. Sacred Heart (Dec. 18, 2013)
3-Pt FGA: 9, vs. Sacred Heart (Dec. 18, 2013)
Free Throws: 13, vs. LMU (Jan. 4, 2014)
Free Throw Att.: 14, 2x, last: vs. LMU (Jan. 4, 2014)
Rebounds: 6, at CS Fullerton (Nov. 16, 2013)
Assists: 7, vs. BYU (Jan. 18, 2014)
Blocks: 1, 2x, last: vs. Gonzaga (Jan. 29, 2014)
Steals: 3, 2x, last: vs. Portland (Feb. 1, 2014)
Minutes: 39+, vs. BYU (Jan. 18, 2014)

CAREER HIGHS

Points: 32, vs. North Dakota St. (Nov. 29, 2013)
Field Goals: 10, vs. North Dakota St. (Nov. 29, 2013)
Field Goal Att.: 22, at CS Fullerton (Nov. 16, 2013)
3-Pt FG: 5, 2x, last: vs. Sacred Heart (Dec. 18, 2013)
3-Pt FGA: 9, vs. Sacred Heart (Dec. 18, 2013)
Free Throws: 13, vs. LMU (Jan. 4, 2014)
Free Throw Att.: 14, 2x, last: vs. LMU (Jan. 4, 2014)
Rebounds: 6, 2x, last: at CS Fullerton (Nov. 16, 2013)
Assists: 8, vs. Simpson (Nov. 10, 2012)
Blocks: 1, 6x, last: vs. Gonzaga (Jan. 29, 2014)
Steals: 3, 4x, last: vs. Portland (Feb. 1, 2014)
Minutes: 39+, vs. BYU (Jan. 18, 2014)

MOST 20+ PT GAMES, SEASON (SINCE '00-'01)

- 1.) 20 Kevin Foster ('12-'13)
- 2.) 16 Kevin Foster ('10-'11)
- 3.) 13 John Bryant ('08-'09)
- 13 John Bryant ('07-'08)
- 13 Travis Niesen ('05-'06)
- 6.) 12 **Brandon Clark ('13-'14)**
- 7.) 11 **Jared Brownridge ('13-'14)**
- 11 Marc Trasolini ('12-'13)
- 11 Kevin Foster ('08-'09)
- 10.) 10 Doron Perkins ('04-'05)

CAREER STATISTICS FOR BRANDON CLARK

Year	GP	GS	Min	Avg	/--- TOTAL FG ---/			/-- 3-POINT FG --/			/ FREE THROW /			/----- REBOUNDS -----/				PF	FO	Ast	TO	Blk	Stl	Pts	Avg
					FG	FGA	Pct	FG	FGA	Pct	FT	FTA	Pct	Off	Def	Tot	Avg								
2011-12	30	4	630	21.0	72	186	.387	32	84	.381	35	43	.814	10	43	53	1.8	62	1	68	53	2	14	211	7.0
2012-13	38	1	704	18.5	80	186	.430	27	65	.415	87	111	.784	27	43	70	1.8	65	0	102	57	2	26	274	7.2
2013-14	24	24	793	33.0	131	305	.430	42	121	.347	102	119	.857	18	46	64	2.7	65	0	85	44	2	32	406	16.9
TOTAL	92	29	2127	23.1	283	677	.418	101	270	.374	224	273	.821	55	132	187	2.0	192	1	255	154	6	72	891	9.7



22

Julian Clarke

6-3 • 193 • Junior • Guard
Toronto, Ontario, Canada
Oakwood Collegiate

In his fourth season with the program ... has played in 73 career games with 2 starts ... has seen action in 14 games this season averaging a career season-best 9.1 mpg ... played briefly vs. BYU (1/18) and vs. Portland (2/1) his only action in the last 12 games ... has made 8 3FG in 14 GP after making 15 in previous 59 games ... scored a career-high 13 points vs. La Sierra (12/14) and his 3 highest scoring career games have come this season ... recorded the 100th point of his career (vs. Rice 11/30/13) ... played only 14 min. combined in his last 5 GP without scoring a point ... was redshirted during his freshman season (2010-11) after sustaining a severe ankle sprain.

2013-14 (JR): Averaging 3.4 ppg in 9.1 mpg playing in 14 of 24 games ... scored 11 pts. on 3 of 4 3FG and 2-2 FT and collected his 2nd career blk. (vs. Bethesda 11/8) ... scored 5 pts. off the bench vs. San Jose St. (11/12) ... played 6 min. making 1-2 FG at Notre Dame (11/22) ... made 3-6 FT (both career highs) and 2-5 FG (1-2 3s) for 8 pts. vs. N. Dakota St. (11/29) ... scored 5 pts., including 100th career (104) vs. Rice (11/30) ... 2nd blk. of season (3rd career) in 3 min. at CS Bakersfield (12/5) ... perfect shooting (1-1 FG; 2-2 FT) for 4 pts. with career-high tying 3 ast. at Cal Poly (12/7) ... career-high 13 pts. all scored in 2nd half on 4-8 FG (2-4 3s) in career-most 20 min. vs. La Sierra (12/14) ... had 1 reb. in limited min. vs. Radford (12/16) ... 1 reb. in 5 min. vs. Sacred Heart (12/18) ... missed only FGA in 2 min. at UNLV (12/22) ... played for the first time in 9 games (vs. BYU 1/18) ... 0-1 3FG in 3 min. vs. Portland (2/1).

2012-13 (SO): Appeared in 30 of 38 games off the bench ... averaged 1.8 ppg in 248 minutes (8.3 mpg) ... played a season-high 19 min. with a season-best 7 pts. (3-9 FG) in season-opening win vs. Simpson (11/10) ... season-high 2 stl. vs USC Upstate (11/20) ... tied season-best with 7 pts. at USF (1/17) ... made 3-4 FG (1-2 3s) tying season-high with 7 pts. vs. CS Bakersfield (1/23) ... hit 2-4 3FG for 6 pts. in CBI Tournament win at Purdue (3/25).

2011-2012 (RS/FR): Played in 26 games with 2 starts ... Averaged 0.8 ppg and 0.5 apg in 6.0 mpg ... Scored his 1st career FG (1-5) and pts. (2) with 1 reb. and season-high 2 ast. vs. UC Merced (11/11) ... Played a season-high 14 min. with

his 1st career blk. at UC Santa Barbara (11/15) ... Scored 1st career 3FG to reach season-high 6 pts. vs Pacifica (12/13) ... 1st career start with 5 pts. (1-4 3FG) vs. LMU (1/24) ... Started for the 2nd straight game vs. USF (1/26) ... Played only 24 min. and did not score a point over the final 8 games.

2010-11: Redshirted the season after being sidelined with a severe ankle sprain ... Played 5 minutes over 3 games prior to his injury.

HIGH SCHOOL: A 2010 graduate of Oakwood Collegiate Institute in Toronto, Ontario ... played for head coach Anthony Miller and helped Oakwood win the Ontario Provincial Championship with a record of 39-4 ... his senior year averaged 23.2 ppg, 11.1 rpg and 8.9 apg ... as a senior he was named the Canadian High School Player of the Year and MVP of the Ontario Federation of School Athletic Associations (OFSAA) ... received All-Academic First Team and All-Canadian High School First Team accolades ... his junior year averaged 16.7 ppg, 8.8 rpg and 7 apg leading Oakwood to a 22-11 record... he was named MVP of OFSAA and won Bronze medal with Team Ontario at 2009 Canadian Summer Games.

PERSONAL: Parents are Norman Clarke and Natalie Vukovich ... his Dad played basketball at St. Bonaventure University and on the 1988 Canadian Olympic National Team ... his Mom helped Laurentian University win the National Title during the 1978-79 season. She also played on the Canadian Junior National Team and is in the school's Sports Hall of Fame ... has two younger siblings, Brody Clarke and Rachel Vukovich, and an aunt who played professional volleyball and basketball in Italy ... volunteered over 200 hours coaching low income children with the Toronto Triple Threat basketball club, and single-handedly raised nearly \$1,400 for Oakwood Athletics by organizing consecutive 3-on-3 tournaments in 2008 and 2009... he is an accomplished piano player and was on the Principal's honor role for all four years in high school ... played for Canada's U18 team in the World Championships in Latvia over the summer of 2010 with Canada finishing seventh ... bio-chemistry major.

SEASON HIGHS

Points: 13, vs. La Sierra (Dec. 14, 2013)
Field Goals: 4, vs. La Sierra (Dec. 14, 2013)
Field Goal Att.: 8, vs. La Sierra (Dec. 14, 2013)
3-Pt Field Goals: 3, vs. Bethesda (Nov. 8, 2013)
3-Pt Field Goal Att.: 4, 3x, last: vs. La Sierra (Dec. 14, 2013)
Free Throws: 3, 2x, last: vs. La Sierra (Dec. 14, 2013)
Free Throw Att.: 6, vs. North Dakota St. (Nov. 29, 2013)
Rebounds: 3, vs. La Sierra (Dec. 14, 2013)
Assists: 3, at Cal Poly (Dec. 7, 2013)
Blocked Shots: 1, 2x, last: at CS Bakersfield (Dec. 5, 2013)
Steals: 0
Minutes: 20, vs. La Sierra (Dec. 14, 2013)

CAREER HIGHS

Points: 13, vs. La Sierra (Dec. 14, 2013)
Field Goals: 4, vs. La Sierra (Dec. 14, 2013)
Field Goal Att.: 9, vs. Simpson (Nov. 10, 2012)
3-Pt Field Goals: 3, vs. Bethesda (Nov. 8, 2013)
3-Pt Field Goal Att.: 5, vs. Simpson (Nov. 10, 2012)
Free Throws: 3, 2x, last: vs. La Sierra (Dec. 14, 2013)
Free Throw Att.: 6, vs. North Dakota St. (Nov. 29, 2013)
Rebounds: 3, vs. La Sierra (Dec. 14, 2013)
Assists: 3, 2x, last: at Cal Poly (Dec. 7, 2013)
Blocked Shots: 1 3x, last: at CS Bakersfield (Dec. 5, 2013)
Steals: 2 vs. USC Upstate (Nov. 20, 2012)
Minutes: 20, vs. La Sierra (Dec. 14, 2013)

CAREER STATISTICS FOR JULIAN CLARKE

Year	GP	GS	Min	Avg	--- TOTAL FG ---/			/-- 3-POINT FG --/			/ FREE THROW /			/----- REBOUNDS -----/					PF	FO	Ast	TO	Blk	Stl	Pts	Avg
					FG	FGA	Pct	FG	FGA	Pct	FT	FTA	Pct	Off	Def	Tot	Avg									
2010-11	3	0	5	1.7	0	3	.000	0	3	.000	0	0	.000	0	0	0	0.0	0	0	0	0	0	0	0	0.0	
2011-12	26	2	155	6.0	6	36	.167	4	30	.133	4	9	.444	3	7	10	0.4	10	0	12	8	1	3	20	0.8	
2012-13	30	0	248	8.3	21	51	.412	11	31	.355	0	0	.000	2	8	10	0.3	21	0	9	15	0	5	53	1.8	
2013-14	14	0	127	9.1	15	36	.417	8	18	.444	10	13	.769	2	7	9	0.6	14	0	6	1	2	0	48	3.4	
TOTAL	73	2	535	7.3	42	126	.333	23	82	.280	14	22	.636	7	22	29	0.4	45	0	27	24	3	8	121	1.7	



35

Robert Garrett

7-0 • 260 • Junior • Center
Vallejo, California
Sacramento High School

Has played in 80 career games making 22 starts ... team is 13-9 in games he's started ... did not play vs. Portland (2/1) ... a premiere shot blocker in the WCC, had the 9th best single-season block total (41) in school history last season ... moved into 7th place at SCU in career blocks with 75 passing Brendan Graves (70) and is 7 behind teammate Yannick Atanga for 6th ... took his 100th career FGA (vs. LMU 1/4) and is a 53.3% career FG shooter (57-107) ... grabbed 8 rebounds, his 2nd highest career total, in just 7 min. at CS Bakersfield (12/5) ... played 8 min. with a season-high 3 blks vs. Pepperdine (1/2) after just 4 min. played in 3 of the previous 6 games while recovering from an ankle injury ... played 12 min. vs. BYU (1/18), just the 5th time he's played 10+ this season, scoring 6 points (3-3 FG) to surpass his entire point total from the previous 8 GP.

2013-14 (JR): Averaging 1.7 ppg and 0.7 bpg playing 6.8 mpg in 20 of 24 GP ... scored 6 pts. (2-3 FGs; 2-2 FTs), his highest total in 23 games, with 7 reb. vs. Bethesda (11/8) ... collected 4 reb. with his 6th career ast. and a stl. vs San Jose St. (11/12) ... made his only FGA at CS Fullerton (11/16) ... made his only FGA with 2 blk., to move into an 8th place tie with 65 career, at Notre Dame (11/22) ... 6 pts. on 2-3 FGs and 2-2 FTs vs. N. Dakota St. (11/29) ... 1 blk. to move ahead of Mike Norman into 8th place on all-time list with 66 vs. Rice (11/30) ... 8 reb., 2nd highest career total, with 3 pts. and 1 blk. at CS Bakersfield (12/5) ... saw limited action at Cal Poly (12/7) ... career-high 4 FTM and 2-2 FGs for season-high 8 pts. (3rd highest career total) with 4 reb. vs. La Sierra (12/14) ... played sparingly vs. Sacred Heart (12/18), at #24 Gonzaga (12/28) and at Portland (12/30) ... 3 blk. (season-high) with 3 reb. in 8 min. vs. Pepperdine (1/2) ... 1 pt. (1-2 FTs) with 2 reb., 1 ast. (7th career) and 1 stl. (11th career) in 10 min. vs. LMU (1/4) ... 0-2 FGs with 1 blk. in 7 min. at St. Mary's (1/9) ... 2 PF in 4 min. at UOP (1/11) ... 1 reb. in 4 min. vs. USD (1/16) ... 6 pts. (3-3 FGs) with 5 reb. and 2 blk. in 12 min. vs. BYU (1/18) ... missed his only FGA in 5 min. at USF (1/25) ... played 2 min. vs. Gonzaga (1/29).

2012-13 (SO): Played in 32 of 38 games making 19 starts ... team was 13-6 in games he started and won 6 straight with 1st loss coming at No. 1 Duke ... placed 3rd in WCC in total blocks (41) and blocks per game (1.3) ... his 41 blocks rank 9th on school's single-season chart ... averaged 2.1 pts., 2.2 reb. and 1.3 blk. per game ... had career-highs of 14 pts. (6-7 FGs) and 6 blks. in season-opening win vs. Simpson (11/10) ... started for the first time (2nd career) grabbing 10 reb. (career-high) with 9 pts. (4-5 FGs) and 2 blks. vs. Pacific Union (12/8) ... started

with 8 pts. (3-5 FG; 2-2 FT) and 4 blks. in win at San Jose St. (12/11) ... made his 7th straight start with 3 reb., 2 blks. and 2 pts. and team lost for the 1st time (6-1) at No. 1 Duke (12/29) ... started and fouled out for the 1st time in his career (at Gonzaga 1/5) ... started with 4 pts. (2-3 FGs) and 4 blk. at LMU (1/10) ...played just 56 minutes over his final 11 games of the season (5.1 mpg).

2011-12 (FR): Played in 28 of 30 games making 1 start ... averaged 1.5 ppg, 1.4 rpg, and 0.7 bpg in 8.5 mpg ... his 20 blocked shots rank No. 7 on the SCU freshman records list ... attempted just 32 FGs in 238 minutes making 56.3% of his tries (18 of 32) ... collected more personal fouls (42) than points (41) ... played 13 min. with 4 reb. and his 1st career blk. and stl. with a pt. (1-2 FT) in his 1st game as a Bronco (vs. UC Merced 11/11) ... made his 1st career FG (3-4) and scored a season-high 7 pts. vs. Pacifica (12/13) ... season-high 3 blks. with 4 pts. (2-2 FGs) and 5 reb. vs. St. Mary's (1/21) ... matched season-high with 3 blks. in his 1st career start (vs. LMU 1/24) ... hit 3-4 FGs for 6 pts. and a blk. vs. USF (1/26) ... in season-high 16 min. hit 2-2 FGs and 2-2 FTs for 6 pts. vs. Portland (2/2) ... season-high tying 3 blks. and 3 reb. at San Diego (2/4) ... played double-digit minutes in 5 of last 6 games with a season-best 16 vs. Gonzaga (2/16).

HIGH SCHOOL: A 2011 graduate from Sacramento High School ... named to the Long Beach Press-Telegram's 32nd Best in the West basketball third team ... his senior year averaged 13 ppg, 8 rpg and 4 bpg ... team went to DIII Regional Semifinals ... his junior year he averaged 7 points, 2.4 blocks and 8 rebounds per game ... during his junior year, he lead his team to a 26-8 record getting them to the NorCal Division III regional final.

PERSONAL: From Sacramento, Calif. ... teammates call him "Big Rob" ... hopes to take his skills acquired from Santa Clara and play professionally in the NBA ... communication major.

SEASON HIGHS

Points: 8, vs. La Sierra (Dec. 14, 2013)
Field Goals: 3, vs. BYU (Jan. 18, 2014)
Field Goal Att.: 3, 3x, last: vs. BYU (Jan. 18, 2014)
3-Pt Field Goals: 0
3-Pt Field Goal Att.: 0
Free Throws: 4, vs. La Sierra (Dec. 14, 2013)
Free Throw Att.: 6, vs. La Sierra (Dec. 14, 2013)
Rebounds: 8, at CS Bakersfield (Dec. 5, 2013)
Assists: 1, 2x, last: vs. LMU (Jan. 4, 2014)
Blocked Shots: 3, vs. Pepperdine (Jan. 2, 2014)
Steals: 1, 3x, last: vs. LMU (Jan. 4, 2014)
Minutes: 18, vs. North Dakota St. (Nov. 29, 2013)

CAREER HIGHS

Points: 14, vs. Simpson (Nov. 10, 2012)
Field Goals: 6, vs. Simpson (Nov. 10, 2012)
Field Goal Att.: 7, vs. Simpson (Nov. 10, 2012)
3-Pt Field Goals: 0
3-Pt Field Goal Att.: 0
Free Throws: 4, vs. La Sierra (Dec. 14, 2013)
Free Throw Att.: 6, 2x, last: vs. La Sierra (Dec. 14, 2013)
Rebounds: 10, vs. Pacific Union (Dec. 8, 2012)
Assists: 1, 7x, last: vs. LMU (Jan. 4, 2014)
Blocked Shots: 6, vs. Simpson (Nov. 10, 2012)
Steals: 1, 11x, last: vs. LMU (Jan. 4, 2014)
Minutes: 22, at #1 Duke (Dec. 29, 2012)

CAREER STATISTICS FOR ROBERT GARRETT

Year	GP	GS	Min	Avg	/--- TOTAL FG ---/			/-- 3-POINT FG --/			/ FREE THROW /			/----- REBOUNDS -----/											
					FG	FGA	Pct	FG	FGA	Pct	FT	FTA	Pct	Off	Def	Tot	Avg	PF	FO	Ast	TO	Blk	Stl	Pts	Avg
2011-12	28	1	238	8.5	18	32	.563	0	0	.000	5	19	.263	9	31	40	1.4	42	0	3	3	20	2	41	1.5
2012-13	32	19	336	10.5	27	52	.519	0	0	.000	12	29	.414	24	45	69	2.2	66	3	2	15	41	6	66	2.1
2013-14	20	2	135	6.8	12	23	.522	0	0	.000	10	17	.588	17	21	38	1.9	22	0	2	9	14	3	34	1.7
TOTAL	80	22	709	8.9	57	107	.533	0	0	.000	27	65	.415	50	97	147	1.8	130	3	7	27	75	11	141	1.8



20

Denzel Johnson

6-3 • 192 • Junior • Guard
Fresno, California
Clovis West High School

Brings versatility to the backcourt with ability to play either guard spot ... has played in 78 career games with 11 starts ... did not play vs. Portland (2/1) ... his 3 career 20+ pt. games came in a 5-game stretch during his freshman season ... has scored 59 points this season and is close to equaling his total (67) from '12-'13 ... scored a season-high 14 pts. vs. La Sierra on 12/14, his highest total since 2/11/12 (48 GP) and needs 6 points for 300 career ... played 21 min. vs. BYU (1/18), the most since playing 30 at CS Fullerton on 11/16 ... has played a total of 45 minutes in 7 of the team's last 15 games after playing in each of the first 9 contests ... made his first FG of 2014 connecting twice vs. BYU (1/18) with his first 3FG since 11/14/12, breaking an 0-24 slump ... has an athletic family lineage. His father C.J. played football for San Jose State, older brother Brandon played basketball for Kentucky Wesleyan, uncle Gary Payton was an outstanding NBA player and cousin Travis Davis played in the NFL.

2013-14 (JR): Played in 16 of 24 games with 1 start averaging 3.7 ppg in 12.3 mpg ... scored 4 pts. on 4-4 FT in home opener vs. Bethesda (11/8) ... 11 pts., his 9th career 10+ game and 1st since the final game of his freshman year, vs. San Jose St. (11/12) ... 12 pts., 2nd straight double-figure scoring game (10th career), at CS Fullerton (11/16) ... started for the first time since the final game of his freshman season with 4 pts. (2-4 FG) at Notre Dame (11/22) ... 1-3 FG for 2 pts. vs. N. Dakota St. (11/29) ... 1 ast. vs. Rice (11/30) ... 1-4 FG for 2 pts. with 3 reb. at CS Bakersfield (12/5) ... played 9 min. at Cal Poly (12/7) ... season-high 14 pts., his most since 2/11/12 (17) with 6 reb. (career-high) in just 13 min. vs. La Sierra (12/14) ... 2 pts. (2-2 FT) after missing previous 2 games (at UNLV 12/22) ... played 7 min. scoring 3 pts. (3-4 FT) after missing last 2 games (at Portland 12/30) ... played briefly after missing previous 2 games (at St. Mary's 1/9) ... saw limited time at UOP (1/11) ... missed only FGA with 2 reb. in 8 min. vs. USD (1/16) ... 5 pts. (2-5 FG), his highest total in 6 GP, with his 1st 3FG of the season in 21 min. vs. BYU (1/18) ... played 3 min. vs. Gonzaga (1/29).

2012-13 (SO): Played in 35 of team's 38 games all off the bench ... averaged 1.9 ppg playing 7.4 mpg ... his three 3-pt FGs on the season came in the first 2 games ... played only 97 minutes over his final 23 games (4.2 mpg) and did not score more than 2 pts. in any game (16 total) ... made and attempted season-high FG (3-8) and 3FG (2-4) for 8 pts. in season-opening win vs. Simpson (11/10) ... hit his 3rd and final 3FG of the season for his only pts. at St. Louis (11/14) ... Had his 2nd career blk. and made all 4 FTA for 8 pts. vs. E. Washington (11/23) ... made 5-6 FT

(career-highs) for 9 pts. in OT loss vs. Utah State (11/28) ... tied a career-best with 2 stl. in OT loss to UCSB (12/1) ... matched his career-high with 2 stl. vs. Pacific Union (12/8) ... tied his career-high with 6 FTA (made 3) vs. Alcorn State (12/21).

2011-2012 (FR): Played in 27 of team's 30 games with 10 starts ... averaged 6.2 ppg and 1.4 rpg in 17.7 mpg ... reached double-figures in pts in 8 of final 11 games averaging 13.5 ppg over that span ... scored 6 pts. (3-8 FG) with 4 reb., 3 ast., 2 stl. and 1 blk. in win over UC Merced in SCU debut (11/11) ... netted 1st career 3FG (at UCSB 11/15) ... 1st career start in win over Pacifica (12/13) ... scored 26 pts. (career-high) making 12 FG (career-high) in 18 FGA. His point total was more than the previous 16 games combined (20) (vs. USF 1/26) ... perfect 4-4 FT (season-highs) for 18 pts. as a starter vs. Portland (2/2) ... scored 20 pts. on 8-12 FG (2-4 3s) and 2-2 FT for 2nd career 20+ pt. game (at San Diego 2/4) ... 2nd consecutive 20-pt. game (3rd career) hitting 8-14 FG and 4-6 3FG (career-highs) with 5 reb. at USF (2/9) ... career-high 20 FGA (made 8) for 17 pts. at St. Mary's (2/11) ... totaled 5 ast. (career-high) vs. Gonzaga (2/16) ... started with 10 pts. vs. Portland in WCC Tournament (2/29).

HIGH SCHOOL: *Fresno Bee* Player of the Year in 2011 ... *Long Beach Press-Telegram's* 32nd Best in the West basketball honorable mention team ... named West Coast All-Stars Camp and Best of Best team in 2010 ... Best of West in 2010 ... All-Tourney at St. Jope Basketball Classic 2009 ... All-Tourney at Santa Barbara Holiday Classic in 2009 ... All-Tourney at CW Nike Classic in 2008 ... at West Coast All-Star Camp, scored 41 point ... senior year averaged 21 ppg and 8 rpg ... overall 2010-11 season record was 24-6 ... junior year averaged 14 ppg, 7rpg and 3 apg ... played on Organized Chaos club team and won championship in Las Vegas in 2009.

PERSONAL: Father C.J. played football for San Jose State ... mother Denise is a charge nurse at Children's Hospital in Central California ... older brother Brandon played basketball for Kentucky Wesleyan and was all-league twice, leading his team to the Sweet 16 in 2011 and '12 ... older brother John lives in Oakland ... uncle Gary Payton played basketball at Oregon State and in NBA with Seattle Supersonics, Los Angeles Lakers and Miami Heat ... cousin Travis Davis played football at Notre Dame and in NFL for Jacksonville Jaguars and Pittsburgh Steelers... communication major ... works as one of the hosts for EYEBRONCO, Santa Clara's video project in Athletic Media Relations.

SEASON HIGHS

Points: 14, vs. La Sierra (Dec. 14, 2013)
Field Goals: 6, vs. La Sierra (Dec. 14, 2013)
Field Goal Att.: 12, at CS Fullerton (Nov. 16, 2013)
3-Pt Field Goals: 1, vs. BYU (Jan. 18, 2014)
3-Pt Field Goal Att.: 4, vs. Bethesda (Nov. 8, 2013)
Free Throws: 4, vs. Bethesda (Nov. 8, 2013)
Free Throw Att.: 5, vs. La Sierra (Dec. 14, 2013)
Rebounds: 6, vs. La Sierra (Dec. 14, 2013)
Assists: 2, 2x, last: vs. La Sierra (Dec. 14, 2013)
Blocked Shots: 0
Steals: 2, 2x, last: vs. BYU (Jan. 18, 2014)
Minutes: 33, vs. San Jose St. (Nov. 12, 2013)

CAREER HIGHS

Points: 26, vs. San Francisco (Jan. 26, 2012)
Field Goals: 12, vs. San Francisco (Jan. 26, 2012)
Field Goal Att.: 20, at St. Mary's (Feb. 9, 2012)
3-Pt Field Goals: 4, at San Francisco (Feb. 9, 2012)
3-Pt Field Goal Att.: 6, at San Francisco (Feb. 9, 2012)
Free Throws: 5, vs. Utah State (Nov. 28, 2012)
Free Throw Att.: 6, 2x, last: vs. Alcorn State (Dec. 21, 2012)
Rebounds: 6, vs. La Sierra (Dec. 14, 2013)
Assists: 5, vs. Gonzaga (Feb. 16, 2012)
Blocked Shots: 1, 3x, last: at San Jose St. (Dec. 11, 2012)
Steals: 2, 6x, last: vs. BYU (Jan. 18, 2014)
Minutes: 38, at LMU (Feb. 25, 2012)

CAREER STATISTICS FOR DENZEL JOHNSON

Year	GP	GS	Min	Avg	/--- TOTAL FG ---/			/-- 3-POINT FG --/			/ FREE THROW /			/----- REBOUNDS -----/						PF	FO	Ast	TO	Blk	Stl	Pts	Avg
					FG	FGA	Pct	FG	FGA	Pct	FT	FTA	Pct	Off	Def	Tot	Avg										
2011-12	27	10	479	17.7	70	179	.391	17	58	.293	11	14	.786	9	29	38	1.4	23	0	27	13	1	8	168	6.2		
2012-13	35	0	260	7.4	22	69	.319	3	18	.167	20	28	.714	11	13	24	0.7	29	0	10	9	2	8	67	1.9		
2013-14	16	1	196	12.3	21	61	.344	1	12	.083	16	24	.667	8	12	20	1.3	11	0	10	10	0	8	59	3.7		
TOTAL	78	11	935	12.0	113	309	.366	21	88	.239	47	66	.712	28	54	82	1.1	63	0	47	32	3	24	294	3.8		



43

Nate Kratch

6-6 • 223 • RS Freshman • Forward

Watertown, Minnesota

Watertown-Mayer High School

Making his SCU debut after redshirting last season ... has played in all 24 games with 5 starts averaging 13.7 mpg ... his 5 starts came in consecutive games (12/5 to 12/18) where he averaged 24.2 mpg, 7.6 ppg and 5.4 rpg ... scored season-high 11 points in each of his first 2 starts (at CS Bakersfield 12/5, at Cal Poly 12/7) ... career-best 10 reb. vs. Radford (12/16) ... made 1st career 3FG on his first attempt ... had a team season-high 4 blocks at Cal Poly (12/7) and 13 of his 16 blocks on the season have come in 5 games ... his 16 blocks rank 9th on the SCU freshman season list, 3 behind Sean Dennison ('03-'04) for 8th ... 24 min. vs. Portland (2/1) were his most since playing a career-most 30 vs. Radford on 12/13 ... 10 FGA in last 2 games matches his total from the previous 8 GP ... had a perfect shooting game with 2-2 FG (1-1 3FG) and 2-2 FT vs. BYU (1/18) ... posted over 1,000 career points and rebounds with over 500 blocked shots during his high school career ... his father Robert Kratch won a Super Bowl ring with the N.Y. Giants in 1991.

2013-14 (RS/FR): Averaging 3.6 ppg and 2.9 rpg in 13.7 mpg playing in all 24 games ... played 21 min. scoring 3 pts. (1-5 FG; 1-2 FT) with 5 reb., 1 ast. and 1 stl. in first game as a Bronco (vs. Bethesda 11/8) ... made his 1st career 3FG on his 1st attempt (1-2) for his only pts. vs. San Jose St. (11/12) ... 1st career blk. with 2 pts. (1-1 FG) at CS Fullerton (11/16) ... 5 reb., 1 ast. and 1 stl. vs. N. Dakota St. (11/29) ... 4 pts. (2-5 FG) and 3 blk. with 3 reb. vs. Rice (11/30) ... 11 pts. on 4-6 FG and 3-5 3s in 1st career start (at CS Bakersfield 12/5) ... 7 reb. and 4 blk. (career-high) with 11 pts. in 2nd career start (at Cal Poly 12/7) ... played 29 min. with 7 pts. (3-10 FG), 5 reb. and 2 blk. vs. La Sierra (12/14) ... 10 reb. (career-high) with 8 pts. and 2 stl. in personal-high 30 min. vs. Radford (12/16) ... 1 pt. (1-2 FT) with 3 reb. and 1 ast. vs. Sacred Heart (12/18) ... made his only FGA (2 pts.) with 1 reb. in 5 min. off the bench at UNLV (12/22) ... made 2-3 3FG for 6 pts. with 2 reb. in 14 min. vs. So Florida (12/23) ... made his only FGA (2 pts.) with 2 reb. and 1 ast. in 6 min. at #24 Gonzaga (12/28) ... 3 pts. (1-3 3s) and 3 reb. in 14 min. at Portland (12/30) ... played 1 min. vs. Pepperdine (1/2) ... 0-2 FG with 1 reb. in 10 min. vs. LMU (1/4) ... 2 blk. and 1 stl. in 5 min. at St. Mary's (1/9) ... made his only 3FGA and 2-2 FT for 5 pts. in 7 min. at UOP (1/11) ... 2 reb. and 1 blk. in 9 min. vs. USD (1/16) ... 7 pts. on perfect shooting (2-2 FG; 2-2 FT) with 4 reb. and 1 blk. vs. BYU (1/18) ... 1 reb. in 4 min. at USF (1/25) ... 8 pts. (3-7 FG), his most in the last 15 GP, with 4 reb. in 18 min. vs. Gonzaga (1/29) ... 3 pts. (1-3 3FG) with 4 reb. and 2 blk. in 24 min. vs. Portland (2/1).

2012-13: Redshirted.

HIGH SCHOOL: Is a 2012 graduate of Watertown-Mayer High School in Watertown, Minn. ... coached by Bob Hennen in high school and played for Al Harris' AAU team, 43 Hoops ... played one year of varsity of football (played tight end and defensive end) and three years of varsity basketball (played his freshman year in both as well) ... captain his junior and senior years ... his senior year he averaged 20 ppg, 14 rpg and 6 bpg ... had 1,000+ points, 1,000+ rebounds and 500+ blocked shots in high school ... his senior year they went to the state tournament and were undefeated conference champions ... all-conference and MVP of the conference (unanimous) his senior year, leading league in ppg, rpg and bpg ... AP Third Team All-State in 2012 ... junior year he averaged 15.8 ppg, 12.7 rpg, 2.5 apg, 1.8 spg and 5.7 bpg ... team went to the 2011 sectional championship ... he averaged 14.2 ppg, 13 rpg and 4.5 bpg his sophomore year ... Honorable Mention All-Conference in football (once) and All-Conference basketball three times ... AP Honorable Mention All-State in 2011 ... member of the Honor Roll, Member of the Business Club and won the Outstanding Academic Achievement Award three straight years.

PERSONAL: Born in Wayne, N.J. ... parents are Robert and Kristi Kratch ... dad played football at Iowa and later won a Super Bowl ring with the NY Giants in 1991 ... mother was a high jumper at Iowa and personal best is 5'11 ... parents own a furniture and interior design store in Watertown ... older brother Colby played tight end at Toledo University and is now a graduate assistant for the Rockets ... younger sister MacKenzie strives to be a Division I hockey player ... maternal grandmother played professional basketball for the Redheads and will be inducted into the Professional Basketball Hall of Fame in New York City at Madison Square Garden ... grandma once scored 70 points in a high school game, something she has reminded Nate of a few times during his high school career ... paternal grandfather played baseball at Long Island University and two Uncles played football at Cornell and Central College ... majoring in Psychology.

SEASON HIGHS

Points: 11, 2x, last: at Cal Poly (Dec. 7, 2013)
Field Goals: 4, 2x, last: at Cal Poly (Dec. 7, 2013)
Field Goal Att.: 10, vs. La Sierra (Dec. 14, 2013)
3-Pt Field Goals: 3, at CS Bakersfield (Dec. 5, 2013)
3-Pt Field Goal Att.: 5, 2x, last: vs. La Sierra (Dec. 14, 2013)
Free Throws: 3, at Cal Poly (Dec. 7, 2013)
Free Throw Att.: 6, at Cal Poly (Dec. 7, 2013)
Rebounds: 10, vs. Radford (Dec. 16, 2013)
Assists: 1, 8x, last: vs. Portland (Feb. 1, 2014)
Blocked Shots: 4, at Cal Poly (Dec. 7, 2013)
Steals: 2, 3x, last: vs. Radford (Dec. 16, 2013)
Minutes: 30, vs. Radford (Dec. 16, 2013)

SEASON HIGHS

Points: 11, 2x, last: at Cal Poly (Dec. 7, 2013)
Field Goals: 4, 2x, last: at Cal Poly (Dec. 7, 2013)
Field Goal Att.: 10, vs. La Sierra (Dec. 14, 2013)
3-Pt Field Goals: 3, at CS Bakersfield (Dec. 5, 2013)
3-Pt Field Goal Att.: 5, 2x, last: vs. La Sierra (Dec. 14, 2013)
Free Throws: 3, at Cal Poly (Dec. 7, 2013)
Free Throw Att.: 6, at Cal Poly (Dec. 7, 2013)
Rebounds: 10, vs. Radford (Dec. 16, 2013)
Assists: 1, 8x, last: vs. Portland (Feb. 1, 2014)
Blocked Shots: 4, at Cal Poly (Dec. 7, 2013)
Steals: 2, 3x, last: vs. Radford (Dec. 16, 2013)
Minutes: 30, vs. Radford (Dec. 16, 2013)

CAREER STATISTICS FOR NATE KRATCH

Year	GP	GS	Min	Avg	--- TOTAL FG ---			/-- 3-POINT FG --/			/ FREE THROW /			/---- REBOUNDS ----/						PF	FO	Ast	TO	Blk	Stl	Pts	Avg
					FG	FGA	Pct	FG	FGA	Pct	FT	FTA	Pct	Off	Def	Tot	Avg										
2013-14	24	5	329	13.7	31	78	.397	11	40	.275	13	21	.619	21	48	69	2.9	43	0	8	12	16	10	86	3.6		
TOTAL	24	5	329	13.7	31	78	.397	11	40	.275	13	21	.619	21	48	69	2.9	43	0	8	12	16	10	86	3.6		



25

John McArthur

6-9 • 228 • Senior • Forward
Danville, California
De La Salle High School

Has played in 119 career games with 47 starts ... had started 8 straight games averaging 29.4 mpg prior to not playing vs. BYU (1/18) ... a starter in each of the last 3 GP after his return and 15 times on the season ... has played over 30 min. in a game 8 times in his career, including 5 times this season with a stretch of 4 straight from 1/2 to 1/11 ... 18 of his 19 3FGA on the season came during a 9-game stretch (12/22 to 1/16) when he had at least 1 in every game ... prior to that he had 7 3FGA in 107 games ... tied his career-high with 9 FGA twice this season (vs. USD 1/16, vs. LMU 1/4) and is averaging 5.1 FGA/game after averaging 2.7 FGA/game in first 3 seasons ... 5 of 6 career 3FG have come this season ... was 3 for 3 from the field vs. Portland (2/1), the first time in his career he had at least that many FGA without a miss ... has a season career-high 11 blocks this season with 10 coming in his last 13 GP ... returned to the court after missing the previous 4 games and tied his career-high with a team season-best 12 reb. vs. Sacred Heart (12/18) ... led team for 1st time with a career-high 4 assists vs. San Diego (1/16) ... scored his 300th career point in the 2nd half at Notre Dame (11/22) and grabbed his 300th career rebound (at Portland 12/30) ... one of 3 seniors on the 2013-14 roster ... Bay Area native from Danville prepped at De La Salle HS.

2013-14 (SR): 19 GP with 15 starts averaging 3.9 ppg and 3.7 rpg in 23.4 mpg ... tied career-high with 2 stl. and scored 4 pts. vs. Bethesda (11/8) ... scored 6 pts. (3-6 FGs) with 5 reb. in win vs. San Jose St. to go 4-0 during his career against the Spartans (11/12) ... 2 ast. with 2 pts. (1-2 FG) and 3 reb. at CS Fullerton (11/16) ... 7 pts. to reach 300 career with his 2nd career 3FG (at Notre Dame 11/22) ... 1st time not starting going 0-2 FGs vs. No. Dakota St. (11/29) ... Played 18 min. off the bench with 2 reb. vs. Rice (11/30) ... returned to the court after missing previous 4 games with a career-high tying 12 reb. and 3 ast. adding 7 pts. (3-7 FGs) in 21 min. vs. Sacred Heart (12/18) ... made 3rd career 3FG in 3 attempts for 3 pts. with 5 reb. and 7th career foul out (at UNLV 12/22) ... season-high 9 pts. making 1 of career-high 4 3FGA (3-8 FGs) with 4 reb. vs. So. Florida (12/23) ... 4 pts. (2-4 FGs) with 2 reb. and 1 blk. at #24 Gonzaga (12/28) ... career-high tying 2 stl. with 2 pts. (1-4 FGs) at Portland (12/30) ... 5 pts. (1-1 3FG) and 5 reb. in season-high 34 min. vs. Pepperdine (1/2) ... made 2 of career-high tying 9 FGAs with 8 reb. in 33 min. vs. LMU (1/4) ... made only 3FGA (6th career) for 3 pts. playing over 30 min. (31) for 3rd straight game (at St. Mary's 1/9) ... 4th straight 30+ min. game (33) with 2 pts. (1-8 FGs) and 6 reb. at UOP (1/11) ... career-high 4 ast. with 4 pts. (2-9 FGs) and 4 reb. in 28 min. vs. USD (1/16) ... returned to starting lineup after missing previous game with 5 pts. and 3 reb. in 31 min. at USF (1/25) ... 2 blks. (season-high) with 4 reb. and 2 ast. in 25 min. vs. Gonzaga (1/29) ... 3-3 FG, 1st time in his career with at least 3 FGA and no misses, and 1-1 FT for 7 pts in 15 min. vs. Portland (2/1).

2012-13 (JR): Played in all 38 games making 6 starts ... All his starts came in the first 7 games of the season ... averaged 2.0 ppg and 2.4 rpg in 13.2 mpg ... started season-opener with 4 pts and 4 reb. in win vs. Simpson (11/10) ... started playing a season-high 24 min. vs. Utah Valley (11/21) ... scored a season-high 8 pts. (3-9 FGs; 2-2 FTs) vs.

Pacific Union (12/8) ... grabbed his 200th career reb. (5 total) in a win at San Jose St. (12/11) ... season-best 6 reb. vs. Wagner (12/22) ... 3 blks. (career-high) vs. LMU (3/8) ... recorded his 20th career block in CBI Tournament win vs. Vermont (3/19) ... season-high 4 FGs for 8 pts. in CBI Tournament win at Wright State (3/27).

2011-12 (SO): Started 26 of 27 games played missing the final 3 due to a concussion ... averaged 5.6 ppg in 23.5 mpg ... 3rd on team in rebounding (4.2) ... played the fourth-most minutes on the team (634) ... made his 1st career start with 6 pts. and 6 reb. vs. UC Merced (11/11) ... 1st career foul out (at UC Santa Barbara 11/15) ... earned his 1st double-double with career-best 19 pts. and 10 reb. on a perfect 11-11 FTs in win vs. San Jose St. (11/19) ... attempted season-high 9 FGs (made 2) scoring 8 pts. vs. CS Northridge (12/3) ... grabbed 12 reb. (career-high) and scored 12 pts. for 2nd double-double in career-most 38 min. at Houston Baptist (12/21) ... scored 8 pts. making 4-4 FTs in only game he did not start (vs. LMU 1/24) ... 3 ast. at Pepperdine (1/28) ... played 14 min. with 5 reb. and 2 pts. before leaving game early in the second half after an elbow to the head (at BYU 2/18) ... missed the final 3 games due to a concussion symptoms sustained after injury in BYU game.

2010-11 (FR): Played in 35 of 38 games all off the bench ... averaged 1.6 ppg and 1.7 rpg in 8.3 mpg ... made his SCU debut playing 3 min. vs. Rice (11/18) ... Made his 1st career FG (vs. Bethune-Cookman 11/21) ... made a season-best 3 FGs (6 att.) for 6 pts. vs. UC Santa Barbara (12/4) ... attempted his 1st career 3FG and FT (missed both) vs. Houston Baptist (12/17) ... season-high 7 pts. (2-4 FGs; 3-5 FTs) with 6 reb. and 1st career blk. and stl. vs. Bethany (1/3) ... Season-highs of 11 reb. and 25 min. in win vs. UC Santa Cruz (2/1). His reb. total was the highest for a SCU freshman since John Bryant's 13 on 1/7/06 ... made 1st 3FG of career with his 1st career ast. at Gonzaga (2/17) ... season-high 2 ast. in win over Pepperdine (2/26).

HIGH SCHOOL: A 2010 graduate of De La Salle H.S. in Concord, Calif. ... played for head coach Frank Allocco and helped lead De La Salle to the North Coast Section Championship title and Nor Cal Championship game with a 29-3 record ... averaged 22.8 ppg and 11.7 rpg ... team was 111-12 during four-year high school career ... as a senior named the Metro Athletic League Player of the Year by the *San Francisco Chronicle*, East Bay Player of the Year by the *Contra Costa Times* and to the All-State team ... selected to play in the Academic All-American game in Los Angeles.

PERSONAL: Parents are Rich and Colleen McArthur ... father played football at Saint Mary's College and is a District Sales Manager ... mother is an Office Manager ... Great Uncle Tom Marshall played basketball for Western Kentucky and in the NBA in the early 1950s ... business management major.

SEASON HIGHS

Points: 9, vs. So. Florida (Dec. 23, 2013)
Field Goals: 3, 5x, last: vs. Portland (Feb. 1, 2014)
Field Goal Att.: 9, 2x, last: vs. San Diego (Jan. 16, 2014)
3-Pt Field Goals: 1, 5x, last: at St. Mary's (Jan. 9, 2014)
3-Pt Field Goal Att.: 4, vs. So. Florida (Dec. 23, 2013)
Free Throws: 2, vs. So. Florida (Dec. 23, 2013)
Free Throw Att.: 2, 2x, last: vs. So. Florida (Dec. 23, 2013)
Rebounds: 12, vs. Sacred Heart (Dec. 18, 2013)
Assists: 4, vs. San Diego (Jan. 16, 2014)
Blocked Shots: 2, vs. Gonzaga (Jan. 29, 2014)
Steals: 2, 3x, last: vs. LMU (Jan. 4, 2014)
Minutes: 34, vs. Pepperdine (Jan. 2, 2014)

CAREER HIGHS

Points: 19, vs. San Jose St. (Nov. 19, 2011)
Field Goals: 6, vs. Pacifica College (Dec. 13, 2011)
Field Goal Att.: 9, 6x, last: vs. USD (Jan. 16, 2014)
3-Pt Field Goals: 1, 6x, last: at St. Mary's (Jan. 9, 2014)
3-Pt Field Goal Att.: 4, vs. So. Florida (Dec. 23, 2013)
Free Throws: 11, vs. San Jose St. (Nov. 19, 2011)
Free Throw Att.: 11, vs. San Jose St. (Nov. 19, 2011)
Rebounds: 12, 2x, last: vs. Sacred Heart (Dec. 18, 2013)
Assists: 4, vs. San Diego (Jan. 16, 2014)
Blocked Shots: 3, vs. LMU (Mar. 8, 2013)
Steals: 2, 6x, last: vs. LMU (Jan. 4, 2014)
Minutes: 38, at Houston Baptist (Dec. 21, 2011)

CAREER DOUBLE-DOUBLE GAMES (2)

vs. San Jose St., 19 pts./10 reb. (Nov. 19, 2011)
 at Houston Baptist, 12 pts./12 reb. (Dec. 21, 2011)

CAREER 10+ REBOUND GAMES (4)

12, vs. Sacred Heart (Dec. 18, 2013)
 12, at Houston Baptist (Dec. 21, 2011)
 11, vs. UC Santa Cruz (Feb. 1, 2011)
 10, vs. San Jose St. (Nov. 19, 2011)

CAREER STATISTICS FOR JOHN McARTHUR

Year	GP	GS	Min	Avg	--- TOTAL FG ---			/-- 3-POINT FG --/			/ FREE THROW /			/----- REBOUNDS -----/											
					FG	FGA	Pct	FG	FGA	Pct	FT	FTA	Pct	Off	Def	Tot	Avg	PF	FO	Ast	TO	Blk	Stl	Pts	Avg
2010-11	35	0	290	8.3	21	60	.350	1	5	.200	12	22	.545	20	40	60	1.7	39	0	4	22	5	4	55	1.6
2011-12	27	26	634	23.5	57	140	.407	0	1	.000	37	46	.804	32	81	113	4.2	70	4	11	29	7	8	151	5.6
2012-13	38	6	503	13.2	31	71	.437	0	0	.000	13	16	.813	40	52	92	2.4	84	2	9	14	9	10	75	2.0
2013-14	19	15	445	23.4	32	97	.330	5	19	.263	5	6	.833	29	41	70	3.7	46	1	23	8	11	13	74	3.9
TOTAL	119	47	1872	15.7	141	368	.383	6	25	.240	67	90	.744	121	214	335	2.8	239	7	47	73	32	35	355	3.0



50

Emmanuel Ndumanya

6-9 • 260 • Freshman • Center

Anambra, Nigeria

Junipero Serra High School

2013-14 (FR): Will be redshirted this season.

HIGH SCHOOL: Played for head coach Dwan Hurt at Junipero Serra High School in Gardena, Calif. ... during his career at Junipero Serra he averaged 8.0 ppg, 10.0 rpg and 5.6 bpg ... team was 26-7 his senior year ... team finished as the runner-up in the Division IV Southern Regional ... won the Coaches Award in 2012 ... 2013 Defensive Player of the Year ... played three years of varsity basketball ... on the honor roll twice.

PERSONAL: Hometown is Anambra, Nigeria ... was born in Enugu, Nigeria ... has six brothers and sisters ... parents are the late Edwin ikechukwu Ndumanya and Susan Nwaakaego Ndumanya ... considers Julia Boyer and her family in the US his state-side family as well ... came to the US through the help of Ejike Ugboaja (runs a clinic for players in both the US and Nigeria) ... studying in the Leavey School of Business.

WHY SANTA CLARA?

"I chose Santa Clara University because it is a sound Catholic institution. I am also interested in International Business and I was impressed with the Department chair."



30

Andrew Papenfus

6-5 • 215 • RS Junior • Forward
Snowmass, Colorado
Aspen High School

Begins his first season on the Broncos' roster ... has played in 8 of 24 games averaging 7.8 mpg ... has played in just 1 game over the team's last 12 tying a season-high with 12 minutes of action vs BYU on 1/18 ... provided a spark off the bench in wins over Radford (12/16) and Sacred Heart (12/18) scoring his only points of the season (5) making his only FGA in each game ... scored his 1st points of the season making a 3FG in his only attempt vs. Radford ... was a SCU team manager and practice player ... played the 2011-12 season at Division II Hawaii-Hilo.

2013-14 (RS/JR): Played 4 min. in season opener missing both 3FGA with a reb. vs. Bethesda (11/8/13) ... 0-1 FG playing 4 min. in 1st action since season opener at CS Bakersfield (12/5) ... played 8 min. at Cal Poly (12/7) ... 9 min. with 1 reb. vs. La Sierra (12/14) ... scored 3 pts. making his 1st FG of the season (3FG) on his only attempt with 2 reb., 1 ast. and 1 stl. in season-most 12 min. vs. Radford (12/16) ... made his only FG for 2 pts. with 2 reb. and 1st blk. in 11 min. vs. Sacred Heart (12/18) ... had 1 reb. in 2 min. at UNLV (12/22) ... saw action for the first time in 9 games playing a season-high tying 12 min. with 2 reb. vs. BYU (1/18).

2012-13: Santa Clara men's basketball practice player.

2011-12: Spent a year at The University of Hawaii at Hilo ... played in 25 of 26 games averaging 2.1 ppg and 1.3 rpg ... scored a season-best 11 pts. on 4-8 FGs (3-5 3s) in 22 min. at Dixie St. (1/24) ... earned the dean's list with a 3.9 first semester and a 4.0 second semester.

2010-11: Was a manager with the Bronco men's basketball team.

HIGH SCHOOL: Graduated from Aspen High School in 2010 ... played for Steve Ketchum on the basketball court and Mike Sirko on the football field ... in 2010 was a McDonald's All-American Nominee, Colorado Max Preps Player of the Year, 1st team all-state and Western Slope Conference Player of the Year ... averaged 15.4 ppg, 3 apg, 3.8 rpg, 4 spg and 1.2 bpg his senior year ... averaged 11.8 ppg, 1.6 apg, 4.5 rpg, 1.8 spg and .9 bpg his junior year ... lead team to the best record in school history 26-1, 16-0 in conference, finishing 2nd in state his senior year ... lead his high school to consecutive Elite 8's during the 2009 and '10 seasons and to back-to-back Western Slope Conference championships the same years ... on the grid-iron, as a receiver, he averaged 44.1 yards per game and 24.81 yards per

catch and scored 4 touchdowns ... was named 2nd team all conference ... member of the National Honor Society and participated for three years as a Mentor in the Buddy Program, helping underprivileged children from the community.

PERSONAL: Son of Kurt and Joanne Papenfus ... Dad is an E.R. doctor who went to Colorado State as an undergrad and Colorado-Boulder for med school ... Mom is a home nurse ... has a younger brother, Stephan, at University of Northern Colorado ... Grandfather Art Papenfus, had a full-ride to play football at Marquette but turned it down to pursue a teaching career ... working on launching a start up company which makes customizable shin guards... majoring in Marketing with a minor in Entrepreneurship and Economics.

WHY SANTA CLARA?

"I choose Santa Clara because of the outstanding business school and the opportunities in the business world that a Santa Clara degree creates. I also came because of the location within the Silicon Valley, which provides excellent networking opportunities at companies like Apple and Google. Also I was ready to get out of the snow and catch some rays. Besides the education, I felt like Santa Clara was my best chance to prove to everybody back home that I could become a D-1 basketball player. In 2011, I was offered a scholarship at the University of Hawaii, Hilo and took the chance to pursue my playing career and be an impact player. After a year, I realized that the quality of education, caliber of the basketball program, and the family of coaches and players that I left behind at Santa Clara was worth coming back to. I choose to return to pursue a better degree and my dream of becoming a Division I basketball player."

SEASON HIGHS

Points: 3, vs. Radford (Dec. 16, 2013)
Field Goals: 1, 2x, last: vs. Sacred Heart (Dec. 18, 2013)
Field Goal Att.: 2, vs. Bethesda (Nov. 8, 2013)
3-Pt Field Goals: 1, vs. Radford (Dec. 16, 2013)
3-Pt Field Goal Att.: 2, vs. Bethesda (Nov. 8, 2013)
Free Throws: 0
Free Throw Att.: 0
Rebounds: 2, 3x, last: vs. BYU (Jan. 18, 2014)
Assists: 1, vs. Radford (Dec. 16, 2013)
Blocked Shots: 1, vs. Sacred Heart (Dec. 18, 2013)
Steals: 1, vs. Radford (Dec. 16, 2013)
Minutes: 12, 2x, last: vs. BYU (Jan. 18, 2014)

CAREER HIGHS

Points: 3, vs. Radford (Dec. 16, 2013)
Field Goals: 1, 2x, last: vs. Sacred Heart (Dec. 18, 2013)
Field Goal Att.: 2, vs. Bethesda (Nov. 8, 2013)
3-Pt Field Goals: 1, vs. Radford (Dec. 16, 2013)
3-Pt Field Goal Att.: 2, vs. Bethesda (Nov. 8, 2013)
Free Throws: 0
Free Throw Att.: 0
Rebounds: 2, 3x, last: vs. BYU (Jan. 18, 2014)
Assists: 1, vs. Radford (Dec. 16, 2013)
Blocked Shots: 1, vs. Sacred Heart (Dec. 18, 2013)
Steals: 1, vs. Radford (Dec. 16, 2013)
Minutes: 12, 2x, last: vs. BYU (Jan. 18, 2014)

HAWAII HILO HIGHS

Points: 11, at Dixie State (Jan. 24, 2012)
Field Goals: 4, at Dixie State (Jan. 24, 2012)
Field Goal Att.: 8, at Dixie State (Jan. 24, 2012)
3-Pt Field Goals: 3, at Dixie State (Jan. 24, 2012)
3-Pt Field Goal Att.: 5, at Dixie State (Jan. 24, 2012)
Free Throws: 2, 2x, last: vs. Cal Baptist (Jan. 28, 2012)
Free Throw Att.: 2, 3x, last: vs. Cal Baptist (Jan. 28, 2012)
Rebounds: 5, vs. AK-Fairbanks (Nov. 26, 2011)
Assists: 2, vs. St. Martins (Nov. 11, 2011)
Blocked Shots: 1, vs. Cal Baptist (Jan. 28, 2012)
Steals: 2, at Dixie State (Jan. 24, 2012)
Minutes: 22, at Dixie State (Jan. 24, 2012)

CAREER STATISTICS FOR ANDREW PAPENFUS

Year	GP	GS	Min	Avg	/--- TOTAL FG ---/			/-- 3-POINT FG --/			/ FREE THROW /			/----- REBOUNDS -----/											
					FG	FGA	Pct	FG	FGA	Pct	FT	FTA	Pct	Off	Def	Tot	Avg	PF	FO	Ast	TO	Blk	Stl	Pts	Avg
2013-14	8	0	62	7.8	2	6	.333	1	4	.250	0	0	.000	3	6	9	1.1	9	0	1	4	1	1	5	0.6
TOTAL	8	0	62	7.8	2	6	.333	1	4	.250	0	0	.000	3	6	9	1.1	9	0	1	4	1	1	5	0.6



4

Jarvis Pugh

6-6 • 195 • Freshman • Guard
Murphy, Texas
Plano East High School

2013-14 (FR): Will be redshirted this season.

HIGH SCHOOL: 2013 graduate of Plano East High School in Plano, Texas ... regarded as one of the elite defenders in the state of Texas ... team was 26-4 and 10-0 in league play in 2012-13 ... ranked fourth in the state of Texas ... averaged 11.2 ppg and 5 rpg ... named to the all-district team ... team made it the regional semi-finals in the playoffs.

PERSONAL: Son of Reginald and Sandra Pugh ... was born in Raleigh, N.C. ... has one older sister, Joselyn. She plays volleyball at Houston Baptist University ... studying in the College of Arts and Sciences.

WHY SANTA CLARA?

"I chose Santa Clara because it's a very family orientated team, I liked the coaches a lot and I liked the professors as well."



5 Jalen Richard

6-3 • 188 • Freshman • Guard
San Tan Valley, Arizona
Poston Butte High School

Has the ability and size to impact a game in several ways ... has played in all 24 games with 8 starts in his first year with the program ... started the first 3 games of the season and the last 5 ... recorded season-bests of 15 points, 6 FG, 9 FGA and 3 steals in his first game as a Bronco (vs. Bethesda 11/8) ... has 21 FGA in last 4 GP (5.3 per game) after 51 in first 20 GP (2.6/game) ... 11 of his 26 3FGA on the season have come in the last 4 GP ... averages 5.1 ppg and 18.4 mpg in his 8 starts compared to 3.4 ppg and 13.6 mpg in non-starts ... 7 points vs. Gonzaga (1/29) was his most since scoring 10 vs. So. Florida on 12/23 ... had 8 FGA at USF (1/25), his most since taking 9 shots in the season opener (11/8) ... played a season-high 27 min. twice (vs. Bethesda 11/8, vs. So. Florida 12/23) and has played at least 20 min. 6 times ... made a career-high 7 FT and scored 10 pts. vs. So. Florida (12/23) for his 2nd double-digit scoring game of the season.

2013-14 (FR): Averaging 4.0 ppg, 2.5 rpg and 15.2 mpg in 24 GP ... starter in his 1st career game at SCU scoring 15 pts on 6-9 FG adding 3 stl, 2 ast and 2 reb in 27 min. vs. Bethesda (11/8) ... starter scoring 5 pts. with 4 reb. and 3 ast. making his only 3 FGA in win over San Jose St. (11/12) ... 3 pts., 4 reb. and 3 ast. at CS Fullerton (11/16) ... played 5 min. off the bench at Notre Dame (11/22) ... made his only FGA for 2 pts. and 1 ast. vs. N. Dakota St. (11/29) ... 2-2 FT for 2 pts. with 1 ast. vs. Rice (11/30) ... 0-2 FG with 2 reb. at CS Bakersfield (12/5) ... 2 reb., 1 ast. and 1 stl. at Cal Poly (12/7) ... 8 pts. on 3-3 FG and 1st career foul out vs. La Sierra (12/14) ... made his only FGA and 1-2 FT for 3 pts. with 1st career blk. vs. Radford (12/16) ... 4 pts. (2-2 FT) and 4 reb. vs. Sacred Heart (12/18) ... 4 pts. (2-3 FG) with 3 reb. in 19 min. at UNLV (12/22) ... 10 pts. making 7-8 FT with career-best 7 reb. in season-high tying 27 min. vs. So. Florida (12/23) ... made his only 3FGA scoring 4 pts. with 2 reb. and 2 ast. at #24 Gonzaga (12/28) ... scoreless (0-3 FG) with 2 reb. in 14 min. at Portland (12/30) ... 4 pts. (2-4 FG) in 15 min. vs. Pepperdine (1/2) ... made his only FGA for 3 pts. with 3 reb. and 2 ast. vs. LMU (1/4) ... 5 pts. on 2-4 FG (1-1 3s) with 4 reb. in 20 min. at St. Mary's (1/9) ... 5 pts. (2-5 FG) with 4 reb. in 20 min. for 2nd straight game (at UOP 1/11) ... started playing 10 min. with no shot attempts, 2 reb., 1 ast. and 1 blk. vs. USD (1/16) ... 5 pts. on 1-4 FG (all 3s) and 2-5 FT with 3 reb. and 2 ast. in 22 min. vs. BYU (1/18) ... 2 pts. (1-8 FG) and 3 reb. in 23 min. at USF (1/25) ... 7 pts. (2-5 FG; 2-2 FT) with 4 reb. and 3 ast. in 17 min. vs. Gonzaga (1/29) ... 2-2 FT (1-4 FG) for 4 pts. in 15 min. vs. Portland (2/1).

HIGH SCHOOL: Graduated from Poston Butte High School in the suburbs of

Phoenix, Ariz. (San Tan Valley, Ariz.) ... his senior year team was 23-6 and 9-1 in league play ... lost in the second round of the state playoffs ... averaged 22 ppg, 3 apg, 7 rpg, 3 spg and 1 bpg his senior season ... his junior year led his team to the state quarter-finals as he posted 23 ppg, 6 rpg, 5 apg and 1 bpg ... was First Team All State twice, a 2nd team All State player once and a three-time First Team All-Region performer ... his performance best prior to his senior year included 48 points, 5 rebounds and 5 assists.

PERSONAL: Parents are Kevin and Jennifer Richard ... has a younger brother named Cameron ... finished in the top 25 percent of his senior class ... born in Las Cruces, N.M. and lived there most of his life (through eighth grade) ... studying in the College of Arts and Sciences.

WHY SANTA CLARA?

"I chose Santa Clara because of the opportunity that Santa Clara has to offer on the court and off the court."

SEASON HIGHS

Points: 15, vs. Bethesda (Nov. 8, 2013)
Field Goals: 6, vs. Bethesda (Nov. 8, 2013)
Field Goal Att.: 9, vs. Bethesda (Nov. 8, 2013)
3-Pt Field Goals: 1, 8x, last: vs. Gonzaga (Jan. 29, 2014)
3-Pt Field Goal Att.: 4, 2x, last: vs. BYU (Jan. 18, 2014)
Free Throws: 7, vs. So. Florida (Dec. 23, 2013)
Free Throw Att.: 8, vs. So. Florida (Dec. 23, 2013)
Rebounds: 7, vs. So. Florida (Dec. 23, 2013)
Assists: 3, 3x, last: vs. Gonzaga (Jan. 29, 2014)
Blocked Shots: 1, 2x, last: vs. San Diego (Jan. 16, 2014)
Steals: 3, vs. Bethesda (Nov. 8, 2013)
Minutes: 27, 2x, last: vs. So. Florida (Dec. 23, 2013)

SEASON HIGHS

Points: 15, vs. Bethesda (Nov. 8, 2013)
Field Goals: 6, vs. Bethesda (Nov. 8, 2013)
Field Goal Att.: 9, vs. Bethesda (Nov. 8, 2013)
3-Pt Field Goals: 1, 8x, last: vs. Gonzaga (Jan. 29, 2014)
3-Pt Field Goal Att.: 4, 2x, last: vs. BYU (Jan. 18, 2014)
Free Throws: 7, vs. So. Florida (Dec. 23, 2013)
Free Throw Att.: 8, vs. So. Florida (Dec. 23, 2013)
Rebounds: 7, vs. So. Florida (Dec. 23, 2013)
Assists: 3, 3x, last: vs. Gonzaga (Jan. 29, 2014)
Blocked Shots: 1, 2x, last: vs. San Diego (Jan. 16, 2014)
Steals: 3, vs. Bethesda (Nov. 8, 2013)
Minutes: 27, 2x, last: vs. So. Florida (Dec. 23, 2013)

CAREER STATISTICS FOR JALEN RICHARD

Year	GP	GS	Min	Avg	/--- TOTAL FG ---/			/-- 3-POINT FG --/			/ FREE THROW /			/---- REBOUNDS ----/						PF	FO	Ast	TO	Blk	Stl	Pts	Avg
					FG	FGA	Pct	FG	FGA	Pct	FT	FTA	Pct	Off	Def	Tot	Avg										
2013-14	24	8	365	15.2	31	72	.431	8	26	.308	25	34	.735	7	54	61	2.5	38	1	27	19	2	12	95	4.0		
TOTAL	24	8	365	15.2	31	72	.431	8	26	.308	25	34	.735	7	54	61	2.5	38	1	27	19	2	12	95	4.0		



24

Evan Roquemore

6-3 • 180 • Senior • Guard
Henderson, Nevada
Foothill High School

7th in GP with 126 and tied for 6th in starts with 106 ... collected his 518th career assist in the 1st half vs. Radford on 12/16 passing Brian Jones (517) for SCU's all-time record ... passed John Stockton (564) for 9th place in WCC career assists with 560 ... became the 12th Bronco to score 1,500 career points (at UOP 1/11) ... ranks 12th in career points with 1,541 and has climbed 7 spots on the all-time list since the start of the season ... ranks in SCU's top 10 in FTM (2nd), min. played (2nd), 3FGA (5th), FTA (5th), FT% (5th), 3FGM (6th) and FGA (10th) ... is the 3rd Bronco with 1,500 points and 500 assists in his career (Brian Jones, Steve Nash) ... has made 19 straight and 30 of his last 31 FTs ... scored in double figures 85 times in his 126 games ... has played 4,035 career minutes joining Kevin Foster (4,212) as the only Broncos to play over 4,000.

2013-14 (SR): Missed first 3 games of season with back issues ... missed BYU game (1/18) due to academic issues ... played 26 min. with 9 pts. in his first action (at Notre Dame 11/22) ... 11 pts. and 7 ast., including 500th career, in 1st start of the season (vs. N. Dakota St. 11/29) ... scored 17 pts. to pass Marlon Garnett (1,346) for 18th on career list with 1,353 and dished 4 ast. to move ahead of Brody Angley (506) into 3rd with 507 vs. Rice (11/30) ... 12 pts. to pass Jens Gordon (1,356) for 17th on career list with 1,365 and 3 ast. to tie Steve Nash for 2nd all-time with 510 at CS Bakersfield (12/5) ... 12 pts. (5-14 FG) in 95th career start (at Cal Poly 12/5) ... 6 ast. to move ahead of Steve Nash for 2nd all-time with 516 and climbed ahead of Travis Niesen (1,380) into 16th in career pts. with 6 for 1,383 vs. La Sierra (12/14) ... 5 ast. to pass Brian Jones (517) for SCU's career record with 521 and 12 pts. to move into 15th on career list vs. Radford (12/16) ... 17 pts. to pass Nick Vanos (1,399) for 14th on career list with 1,412 and tied Ben Dowdell for 9th in starts with 98 vs. Sacred Heart (12/18) ... tied Steve Kenilvort for 8th in career starts with 99 scoring 9 pts. (3-12 FG) at UNLV (12/22) ... 5 ast. to move into 10th in WCC all-time with 532 and 8 pts. (4-13 FG) in 100th career start (vs. So. Florida 12/23) ... 11 pts. to pass Bud Ogden (1,437) for 13th on career list with 1,440 at #24 Gonzaga (12/28) ... season-high 20 pts. to pass Mike Stewart (1,446) for 12th on career list with 1,460 and 6 ast. at Portland (12/30) ... tied Dan Weiss for 7th in career starts with 103 scoring 13 pts. with 8 reb. vs. Pepperdine (1/2) ... took over 7th in career starts (104) scoring 10 pts. with 5 reb., including 400th career, and 5 ast. in 38 min. vs. LMU (1/4) ... tied a career-low with 2 pts. in 24 min. at St. Mary's (1/9) ... scored 19 pts. and became the 12th Bronco with 1,500 career (1,504) at UOP (1/11) ... 4-4 FT for 18 straight with 10 pts. and 5 reb. in 36 min. off the bench vs. USD (1/16) ... 1 ast. to tie John Stockton for 9th in WCC (554) with 7 pts. at USF (1/25) ... 33 min. to become the 2nd Bronco to play over 4,000 career (4,006) with 15 pts. (4-6 3FG) vs. Gonzaga (1/29) ... 6 ast. to pass John Stockton (554) for 9th in WCC history with 560 scoring 5 pts. with 3 reb. in 29 min. vs. Portland (2/1).

2012-13 (JR): Played in all 38 games with 36 starts ... set a SCU season record with 198 assists and placed 4th in WCC with 5.2 apg ... had 5+ assists in 27 of 38 games ... averaged 12.0 ppg, 3.2 rpg and 1.2 spg ... scored his 1,000th career point at Pacific (12/15) ... All-Tournament team pick at Cable Car Classic and CBE Hall of Fame Classic ... played 36+ minutes 10 times and his 1,194 total minutes was the third-most in school history ... back-to-back 20 pt. games for the 2nd time in career with 23 (season-high) vs. Utah St (11/28) and

22 vs. UCSB (12/1) ... season-high 10 ast. (3rd career 10+ game) vs. Pacific Union (12/8) ... 3rd career double-double with 16 pts. and career-high 10 reb. vs. Wagner (12/22) ... 10 ast. (4th career 10+ game) at Pepperdine (1/19) ... made 23 of 25 FT over his last 4 games, including all 7 in CBI Tournament final win at George Mason (4/5).

2011-12 (SO): Played in all 30 games with 26 starts ... 2nd in WCC with 5.3 apg and his total (158) was the 5th-highest season mark ... only player to exceed 1,000 minutes (1,006) ... played 35+ min. 12 times and twice played 43 ... team leader in points (415), FGM (119) and FTM (120) and tied for lead in steals (26) ... WCC Player of the Week (11/28/11) ... 76 Classic All-Tournament Team after tournament assist and FT% records ... played 43 min. with 26 pts. in OT win vs. New Mexico (11/24) ... season-high 27 pts. on 7-11 3s (both career highs) with 10 ast. for 1st career double-double (vs. Oklahoma 11/25) ... scored 15 pts. with 9 ast. vs. Villanova (11/27) setting 76 Classic ast. and FT% records ... 11 ast. (career-high) with 14 pts. in 43 min. for 2nd career double-double (vs. Pacific 12/17) ... career-highs of 11 FT and 12 FTA vs. USD (1/12) ... Scored 21 pts. at USD (2/4) ... Tied career-highs with 11 FT and 12 FTA for 21 pts. vs. Portland in WCC Tournament (2/29).

2010-11 (FR): Played in all 38 games ... started 29 of the final 30 games ... averaged 11.7 ppg, 3.6 rpg, 3.7 apg and 0.9 spg in 31.4 mpg to earn WCC All Freshman Team recognition ... scored double figures in 24 games, including 10 of the last 12 ... made multiple 3FG in 19 games ... set SCU freshman records for minutes (1,192), assists (139), FTM (159) and FTA (193) and ranked 2nd in FT% (.824) and pts. (446) ... scored 14 pts. with 4 ast. 1 stl. and 1 reb. in 27 min. in his first collegiate game (vs. CS Bakersfield 11/12) ... made all 10 FT for 18 pts. vs. No. Colorado (11/23) ... 1st career start with 14 pts. and 6 reb. (at SJSU 12/10) ... season-high 8 ast. at SMC (1/15) ... played 39 min. with 12 pts. in win over USD (2/12) ... 8 ast. and 16 pts. at Gonzaga (2/17) ... career-high 49 min. with 14 pts. in 2OT win vs. LMU (2/24) ... hit 5-7 FG (2-2 3s) and 9-10 FTs for 1st career 20-pt game (21) in WCC tournament win (vs. LMU 3/5) ... career-high 30 pts. on 9-15 FG (5-7 3s) in CIT win at USF (3/22).

HIGH SCHOOL: A 2010 graduate of Foothill High School in Henderson, Nev., lettered three years on the basketball, track and field and tennis teams ... coached by Kevin Soares and his father, Bryan Roquemore, assisted with team ... his senior year he led the team with 23.8 ppg, 6.2 rpg and 5.8 apg as the team fell in the regional championship and finished with a 20-10 record ... was All-State, the region MVP and a Reebok and McDonald's All-American nominee ... scored a career-high 44 pts. vs. Eldorado H.S. ... played on tennis team, he was the regional runner-up in doubles in 2009 ... on the track team competed in the jumps ... was the regional champion in the triple jump his senior year, soaring over 46 feet ... first Foothill BK player to go directly into D-I.

PERSONAL: Pronounces name "Rock-a-more" ... parents are Bryan and Margaret Roquemore, both are UNLV grads, now P.E. teachers and middle school basketball coaches ... younger brother (Jace) and younger sister (Katelynn) ... cousin is J.R. Henderson, who played on UCLA's national championship team in 1995 and played for the Grizzlies ... born in Lancaster, Calif. ... political science major.

SEASON HIGHS

Points: 20, at Portland (Dec. 30, 2013)
Field Goals: 5, 8x, last: vs. Gonzaga (Jan. 29, 2014)
Field Goal Att.: 15, at UOP (Jan. 11, 2014)
3-Pt Field Goals: 5, at Portland (Dec. 30, 2013)
3-Pt Field Goal Att.: 7, 3x, last: at UOP (Jan. 11, 2014)
Free Throws: 6, 2x, last: at UOP (Jan. 11, 2014)
Free Throw Att.: 7, at CS Bakersfield (Dec. 5, 2013)
Rebounds: 8, vs. Pepperdine (Jan. 2, 2014)
Assists: 7, vs. No. Dakota St. (Nov. 29, 2013)
Blocked Shots: 2, 2x, last: at UOP (Jan. 11, 2014)
Steals: 2, 4x, last: at USF (Jan. 25, 2014)
Minutes: 38, 3x, last: at UOP (Jan. 11, 2014)

CAREER HIGHS

Points: 30, at USF (Mar. 22, 2011)
Field Goals: 9, at USF (Mar. 22, 2011)
Field Goal Att.: 19, at San Diego (Feb. 4, 2012)
3-Pt Field Goals: 7, vs. Oklahoma (Nov. 25, 2011)
3-Pt Field Goal Att.: 11, vs. Oklahoma (Nov. 25, 2011)
Free Throws: 11, 2x, last: vs. Portland (Feb. 29, 2012)
Free Throw Att.: 12, 2x, last: vs. Portland (Feb. 29, 2012)
Rebounds: 10, vs. Wagner (Dec. 22, 2012)
Assists: 11, vs. Pacific (Dec. 17, 2011)
Blocked Shots: 3, vs. Pacific (Dec. 17, 2011)
Steals: 4, 2x, last: vs. Pacific Union (Dec. 8, 2012)
Minutes: 49, vs. LMU (Feb. 24, 2011)

WCC CAREER ASSIST LEADERS

6.) 594 Keith Smith, LMU ('82-'86)
 7.) 589 Jeremy Pargo, GON ('05-'09)
 8.) 573 Darwin Cook, POR ('76-'80)
 9.) 560 Evan Roquemore, SCU
 10.) 554 John Stockton, GON ('80-'84)

SCU CAREER POINTS LEADERS

9.) 1,643 Londale Theus ('76-'80)
 10.) 1,586 Ken Sears ('51-'55)
 11.) 1,571 Kyle Bailey ('01-'05)
 12.) 1,541 Evan Roquemore

CAREER STATISTICS FOR EVAN ROQUEMORE

Year	GP	GS	Min	Avg	--- TOTAL FG ---/			/-- 3-POINT FG --/			/ FREE THROW /			/----- REBOUNDS -----/											
					FG	FGA	Pct	FG	FGA	Pct	FT	FTA	Pct	Off	Def	Tot	Avg	PF	FO	Ast	TO	Blk	Stl	Pts	Avg
2010-11	38	29	1192	31.4	115	311	.370	57	144	.396	159	193	.824	23	114	137	3.6	89	1	139	88	12	36	446	11.7
2011-12	30	26	1006	33.5	119	346	.344	57	166	.343	120	151	.795	16	78	94	3.1	64	0	158	84	10	26	415	13.8
2012-13	38	36	1194	31.4	138	330	.418	49	146	.336	130	160	.813	20	102	122	3.2	78	3	196	83	8	46	455	12.0
2013-14	20	15	643	32.2	73	203	.360	33	89	.371	46	59	.780	12	56	68	3.4	52	1	67	55	8	18	225	11.3
TOTAL	126	106	4035	32.0	445	1190	.374	196	545	.360	455	563	.808	71	350	421	3.3	283	5	560	310	38	126	1541	12.2

2013-14 Santa Clara Boxscores

GAME 1

**Santa Clara 84
Bethesda 39
Nov. 8, 2013
Santa Clara, CA
Leavey Ctr. (1,087)**

Bethesda	FG-A	3G-A	FT-A	RB	PF	PTS	AS	TO	BS	ST	MIN
DAVIS f	2-3	0-0	0-0	3	3	4	0	3	1	0	18
O'BRIEN f	1-5	1-4	0-0	1	0	3	0	1	0	1	12
MELLER c	1-3	0-0	1-2	5	2	2	0	1	0	0	16
MARSH g	4-10	1-1	0-2	5	1	10	0	1	0	0	28
CHAVEZ g	0-4	0-1	0-0	1	0	0	0	2	0	1	12
MUNIZ	0-2	0-0	0-2	5	3	0	2	4	0	0	19
FRANCISUS	1-3	1-2	0-0	1	3	3	0	1	0	0	9
HOLLEWAY	3-5	0-0	0-0	1	2	6	0	1	0	0	19
REYNOLDS	1-5	1-4	0-0	4	2	3	2	2	0	1	21
TURNER	2-7	0-0	1-2	2	1	5	1	1	0	0	20
WALKER	0-1	0-0	0-0	1	2	0	0	1	0	0	10
HARRIS	1-3	0-0	1-1	0	1	3	3	1	0	0	16
TEAM				1							
Totals.....	16-51	4-12	3-9	30	20	39	8	19	1	3	200
TOTAL FG%	1st Half: 8-25 32.0%	2nd Half: 8-26 30.8%	Game: 31.4%								
3-Pt. FG%	1st Half: 1-4 25.0%	2nd Half: 3-8 37.5%	Game: 33.3%								
F Throw %	1st Half: 2-4 50.0%	2nd Half: 1-5 20.0%	Game: 33.3%								
DEADBALL REBOUNDS: 3											

Santa Clara	FG-A	3G-A	FT-A	RB	PF	PTS	AS	TO	BS	ST	MIN
McARTHUR f	2-4	0-0	0-0	1	1	4	1	0	1	2	17
ATANGA c	1-3	0-0	1-2	9	0	3	1	0	2	0	18
CLARK, B. g	0-2	0-1	0-0	1	2	0	4	1	0	0	19
RICHARD g	6-9	1-4	2-3	2	1	15	2	1	0	3	27
BROWNDRIDGE g	7-12	5-10	6-6	4	1	25	6	0	0	1	30
BROWN	4-5	0-0	5-7	3	0	13	0	1	0	1	12
JOHNSON	0-4	0-4	4-4	0	1	4	1	1	0	1	24
CLARKE, J.	3-4	3-4	2-2	1	0	11	0	0	1	0	19
PAPENFUS	0-2	0-2	0-0	1	1	0	0	0	0	0	4
GARRETT, Robert	2-3	0-0	2-2	7	2	6	0	1	2	1	9
KRATCH	1-5	0-0	1-2	5	1	3	1	3	0	1	21
TEAM				1							
Totals.....	26-53	9-25	23-28	35	10	84	16	8	6	10	200
TOTAL FG%	1st Half: 13-28 46.4%	2nd Half: 13-25 52.0%	Game: 49.1%								
3-Pt. FG%	1st Half: 6-14 42.9%	2nd Half: 3-11 27.3%	Game: 36.0%								
F Throw %	1st Half: 10-12 83.3%	2nd Half: 13-16 81.3%	Game: 82.1%								
DEADBALL REBOUNDS: 3, 2											

Score by Periods	1st	2nd	Total
Bethesda University	19	20	39
Santa Clara	42	42	84

Officials: Jeffery Kent, Justin Shamion, Toby Doolittle **Technical fouls:** Bethesda University-None. Santa Clara-None. **Attendance:** 1087

GAME 4

**Notre Dame 84
Santa Clara 69
Nov. 22, 2013
South Bend, Ind.
Purcell Pavillion (9,149)**

Santa Clara	FG-A	3G-A	FT-A	RB	PF	PTS	AS	TO	BS	ST	MIN
McARTHUR f	3-8	1-1	0-0	0	2	7	1	0	0	1	21
ATANGA f	1-2	0-0	0	5	4	2	0	0	2	1	12
CLARK g	8-15	3-5	2-2	2	2	21	6	1	0	1	35
JOHNSON g	2-4	0-0	0	1	0	4	1	1	0	1	19
BROWNDRIDGE g	5-10	4-8	2-2	1	2	16	3	2	0	0	35
BROWN	2-5	0-0	2-4	4	3	6	2	1	0	1	24
RICHARD	0-0	0-0	0	0	0	0	0	1	0	0	5
CLARKE	1-2	0-1	0-0	1	1	2	0	0	0	0	6
ROQUEMORE	2-10	2-5	3-4	4	2	9	3	2	0	0	26
GARRETT	1-1	0-0	0	1	2	0	0	2	0	2	12
KRATCH	0-3	0-2	0-0	1	2	0	0	1	0	0	5
TEAM				5							
Totals.....	25-60	10-22	9-12	25	18	69	16	9	4	5	200
TOTAL FG%	1st Half: 13-34 38.2%	2nd Half: 12-26 46.2%	Game: 41.7%								
3-Pt. FG%	1st Half: 6-13 46.2%	2nd Half: 4-9 44.4%	Game: 45.5%								
F Throw %	1st Half: 3-4 75.0%	2nd Half: 6-8 75.0%	Game: 75.0%								
DEADBALL REBOUNDS: 2											

Notre Dame	FG-A	3G-A	FT-A	RB	PF	PTS	AS	TO	BS	ST	MIN
Knight f	1-1	0-0	0	0	2	2	0	2	0	0	7
Sherman c	5-11	0-0	6-8	8	0	16	0	3	1	1	28
Atkins g	6-14	2-5	2-2	3	0	16	5	2	0	1	39
Grant g	8-15	2-5	2-2	1	2	20	5	1	0	1	39
Connaughton g	2-4	1-3	2-4	4	2	7	2	0	0	2	34
Burgett	2-4	0-1	2-4	10	5	6	2	1	1	2	22
Jackson	3-4	2-2	5-5	8	1	13	2	2	0	0	23
Auguste	0-4	0-0	4-4	1	1	4	0	0	1	0	8
TEAM				7							
Totals.....	27-57	7-16	23-27	42	13	84	16	11	3	7	200
TOTAL FG%	1st Half: 13-28 46.4%	2nd Half: 14-29 48.3%	Game: 47.4%								
3-Pt. FG%	1st Half: 4-9 44.4%	2nd Half: 3-7 42.9%	Game: 43.8%								
F Throw %	1st Half: 11-14 78.6%	2nd Half: 12-13 92.3%	Game: 85.2%								
DEADBALL REBOUNDS: 3											

Score by Periods	1st	2nd	Total
Santa Clara Universi	35	34	69
Notre Dame	41	43	84

Officials: Gary Maxwell, Alan Spainhour, Raymond E Jr Stoyens **Technical fouls:** Santa Clara-None. Notre Dame-None. **Attendance:** 9149

GAME 2

**Santa Clara 89
San Jose State 77
Nov. 12, 2013
Santa Clara, CA
Leavey Ctr. (1,456)**

San Jose State	FG-A	3G-A	FT-A	RB	PF	PTS	AS	TO	BS	ST	MIN
WILLIAMS f	5-11	2-7	8-8	6	4	20	0	0	0	0	27
MITCHELL f	0-3	0-1	0-2	2	1	0	0	0	0	1	24
CUNNINGHAM f	3-5	1-1	5-7	7	5	12	1	3	2	0	27
JAMES g	3-8	0-1	2-2	3	5	8	2	6	0	0	30
THORNTON g	2-5	0-1	1-3	3	5	5	2	2	1	1	16
MUHAMMAD	4-10	1-5	6-7	2	0	15	1	1	0	0	25
BROWN	2-5	0-2	0-0	4	4	4	6	2	0	1	27
ALEXANDER	3-4	2-3	0-0	2	1	8	0	0	0	0	8
VANKIRK	0-0	0-0	0-0	0	0	0	0	0	0	0	2
WILSON	1-2	1-2	0-0	2	0	3	0	1	1	0	9
POLLARD	1-2	0-0	0-0	2	1	2	0	0	0	0	5
TEAM				1							
Totals.....	24-55	7-23	22-29	34	26	77	12	15	4	3	200
TOTAL FG%	1st Half: 7-24 29.2%	2nd Half: 17-31 54.8%	Game: 43.6%								
3-Pt. FG%	1st Half: 2-11 18.2%	2nd Half: 5-12 41.7%	Game: 30.4%								
F Throw %	1st Half: 12-17 70.6%	2nd Half: 10-12 83.3%	Game: 75.9%								
DEADBALL REBOUNDS: 2											

Santa Clara	FG-A	3G-A	FT-A	RB	PF	PTS	AS	TO	BS	ST	MIN
McARTHUR f	3-6	0-0	0-0	5	2	6	0	0	0	0	17
ATANGA c	1-3	0-0	3-6	10	3	5	1	0	1	0	16
CLARK, B. g	5-13	2-5	11-14	4	2	23	5	1	0	0	27
RICHARD g	2-3	1-1	0-0	4	4	5	3	0	0	0	17
BROWNDRIDGE g	5-8	1-4	4-6	1	3	15	3	1	0	0	26
BROWN	5-7	0-0	6-10	10	2	16	1	3	2	2	28
JOHNSON	4-11	0-2	3-4	1	2	11	0	4	0	1	33
CLARKE, J.	2-5	1-2	0-0	1	2	5	0	0	0	0	16
GARRETT	0-2	0-0	0-0	4	3	0	1	1	0	1	9
KRATCH	1-2	1-2	0-0	1	0	3	1	1	0	0	11
TEAM				1							
Totals.....	28-60	6-16	27-40	42	23	89	15	11	3	4	200
TOTAL FG%	1st Half: 16-33 48.5%	2nd Half: 12-27 44.4%	Game: 46.7%								
3-Pt. FG%	1st Half: 5-10 50.0%	2nd Half: 1-6 16.7%	Game: 37.5%								
F Throw %	1st Half: 5-9 55.6%	2nd Half: 22-31 71.0%	Game: 67.5%								
DEADBALL REBOUNDS: 5											

Score by Periods	1st	2nd	Total
San Jose State	28	49	77
Santa Clara	42	47	89

Officials: Frank Harvey, Ronald Brokenbrough, James Giron **Technical fouls:** San Jose State-None. Santa Clara-None. **Attendance:** 1456

GAME 5

**47th Annual Cable Car Classic
ND State 91
Santa Clara 85
Nov. 29, 2013
Santa Clara, Calif.
Leave**

2013-14 Santa Clara Boxscores

GAME 7

Santa Clara 60
CSU Bakersfield 42
Dec. 5, 2013
Bakersfield, CA
Rabobank Arena (820)

Santa Clara	FG-A	3G-A	FT-A	RB	PF	PTS	AS	TO	BS	ST	MIN
BROWN c	5-8	0-0	0-2	8	3	10	0	2	2	2	25
CLARK g	4-9	1-2	0-0	3	2	9	2	0	0	1	33
BROWNRIIDGE g	3-8	1-2	1-2	3	0	8	5	1	0	1	33
ROQUEMORE g	3-6	2-3	4-7	4	1	12	3	2	0	1	35
KRATCH f	4-6	3-5	0-0	2	4	11	0	2	0	2	26
RICHARD g	0-2	0-0	0-0	2	0	0	0	0	0	0	7
JOHNSON	1-4	0-1	0-2	3	2	2	1	1	0	0	9
CLARKE	0-0	0-0	0-0	0	1	0	0	1	1	0	3
PAPENFUS	0-1	0-0	0-0	0	0	0	0	1	0	0	4
GARRETT	1-2	0-0	1-3	8	1	3	0	2	1	0	7
ATANGA	2-3	0-0	1-5	3	1	5	1	0	1	1	18
TEAM				3							
Totals.....	23-49	7-13	7-21	39	15	60	12	12	5	8	200
TOTAL FG%	1st Half: 9-22 40.9%		2nd Half: 14-27 51.9%		Game: 46.9%						
3-Pt. FG%	1st Half: 3-6 50.0%		2nd Half: 4-7 57.1%		Game: 53.8%						
F Throw %	1st Half: 2-10 20.0%		2nd Half: 5-11 45.5%		Game: 33.3%						
DEADBALL REBOUNDS: 6											

CSU Bakersfield	FG-A	3G-A	FT-A	RB	PF	PTS	AS	TO	BS	ST	MIN
Johnson	3-8	0-0	0-0	1	3	6	3	2	0	0	23
Maynor	2-2	1-1	0-0	0	1	5	0	3	0	0	22
Grayson	1-3	0-0	0-0	2	4	2	0	1	0	0	24
Kinney	1-4	0-0	0-1	7	3	2	1	0	2	1	22
Smith	0-3	0-0	0-2	3	0	0	0	0	1	0	14
Corbin	2-7	1-2	3-4	2	0	8	3	3	0	0	22
Lamb	0-2	0-1	0-0	0	1	0	0	0	0	0	12
Hall	0-2	0-1	0-0	3	2	0	0	3	0	0	12
Ahmed	2-6	0-1	0-0	3	1	4	0	1	0	1	17
Barnes	3-8	0-1	3-4	6	1	9	1	0	0	0	20
Ahmed	3-7	0-0	0-0	3	3	6	0	1	4	0	12
TEAM				3							
Totals.....	17-52	2-7	6-11	33	19	42	8	14	7	2	200
TOTAL FG%	1st Half: 9-27 33.3%		2nd Half: 8-25 32.0%		Game: 32.7%						
3-Pt. FG%	1st Half: 1-3 33.3%		2nd Half: 1-4 25.0%		Game: 28.6%						
F Throw %	1st Half: 5-7 71.4%		2nd Half: 1-4 25.0%		Game: 54.5%						
DEADBALL REBOUNDS: 2											

Score by Periods	1st	2nd	Total
Santa Clara	23	37	60
Bakersfield	24	18	42

Officials: Michael Irving, Verne Harris, Justin Van Dyne Technical fouls: Santa Clara-None. Bakersfield-None. Attendance: 820 Ragrant 1 Foul called on SCU's Clarke at 14:34 of the first half.

GAME 10

Santa Clara 75
Radford 62
Dec. 16, 2013
Santa Clara, CA
Leavey Center (919)

Radford	FG-A	3G-A	FT-A	RB	PF	PTS	AS	TO	BS	ST	MIN
GREEN f	6-16	0-0	0-0	6	2	12	0	1	0	1	27
NOREEN f	1-1	0-0	0-1	4	1	2	0	0	1	2	24
HOLCOMB c	5-8	0-0	0-2	5	4	10	2	2	1	1	28
PRICE g	3-11	2-7	8-10	1	1	16	1	2	0	2	37
ANDERSON, g	2-5	2-4	1-2	4	1	7	3	0	0	1	32
BROWN	3-7	0-0	3-6	2	4	9	0	2	0	0	11
DAVIS	0-3	0-1	2-2	1	1	2	4	2	0	0	23
DICKERSON	0-1	0-1	0-0	0	2	0	0	0	0	0	5
COUSIN	0-0	0-0	0-0	0	0	0	0	0	0	0	2
CARETHERS	2-5	0-0	0-0	7	4	4	1	1	0	1	11
TEAM											
Totals.....	22-57	4-13	14-23	32	20	62	9	10	2	8	200
TOTAL FG%	1st Half: 10-28 35.7%		2nd Half: 12-29 41.4%		Game: 38.6%						
3-Pt. FG%	1st Half: 2-6 33.3%		2nd Half: 2-7 28.6%		Game: 30.8%						
F Throw %	1st Half: 5-8 62.5%		2nd Half: 9-15 60.0%		Game: 60.9%						
DEADBALL REBOUNDS: 4											

Santa Clara	FG-A	3G-A	FT-A	RB	PF	PTS	AS	TO	BS	ST	MIN
BROWN f	6-9	0-0	4-6	5	2	16	1	1	1	2	24
KRATCH f	3-7	0-2	2-4	10	3	8	1	1	0	2	30
CLARK g	2-9	0-2	4-4	2	2	8	4	2	0	0	35
BROWNRIIDGE g	7-11	3-5	4-4	3	2	21	2	3	0	0	37
ROQUEMORE g	3-8	3-5	3-4	6	2	12	5	5	0	1	37
RICHARD	1-1	0-0	1-2	2	1	3	0	0	1	1	8
CLARKE	0-0	0-0	0-0	0	0	0	0	0	0	0	3
PAPENFUS	1-1	1-1	0-0	2	3	3	1	1	0	1	12
ATANGA	1-2	0-0	2-2	5	3	4	0	0	2	0	14
TEAM											
Totals.....	24-48	7-15	20-26	36	18	75	14	13	4	7	200
TOTAL FG%	1st Half: 10-21 47.6%		2nd Half: 14-27 51.9%		Game: 50.0%						
3-Pt. FG%	1st Half: 4-8 50.0%		2nd Half: 3-7 42.9%		Game: 46.7%						
F Throw %	1st Half: 9-12 75.0%		2nd Half: 11-14 78.6%		Game: 76.9%						
DEADBALL REBOUNDS: 2											

Score by Periods	1st	2nd	Total
Radford	27	35	62
Santa Clara	33	42	75

Officials: Ken Ditty, Tony Padilla, Scott Harris Technical fouls: Radford-None. Santa Clara-None. Attendance: 919

GAME 8

Cal Poly 64
Santa Clara 53
Dec. 7, 2013
San Luis Obispo, CA
Mott Gym (2,016)

Santa Clara	FG-A	3G-A	FT-A	RB	PF	PTS	AS	TO	BS	ST	MIN
BROWN f	2-5	0-0	1-2	9	2	5	1	0	2	0	34
KRATCH f	4-9	0-4	3-6	7	3	11	0	4	0	0	24
CLARK g	4-12	2-6	2-2	3	4	12	5	5	0	2	33
BROWNRIIDGE g	1-6	1-5	2-2	1	3	5	0	1	0	0	35
ROQUEMORE g	5-14	1-5	1-3	4	12	0	5	0	2	2	28
RICHARD	0-0	0-0	0-0	2	1	0	1	0	0	1	10
JOHNSON	0-0	0-0	0-0	0	0	0	0	0	0	0	9
CLARKE	1-1	0-0	2-2	0	1	4	3	0	0	0	9
PAPENFUS	0-0	0-0	0-0	0	1	0	0	0	0	0	8
GARRETT	0-0	0-0	0-0	0	1	0	0	0	0	0	1
ATANGA	2-3	0-0	0-0	4	0	4	0	0	1	0	9
TEAM				4							
Totals.....	19-50	4-20	11-17	31	20	53	10	12	7	5	200
TOTAL FG%	1st Half: 9-26 34.6%		2nd Half: 10-24 41.7%		Game: 38.0%						
3-Pt. FG%	1st Half: 2-13 15.4%		2nd Half: 2-7 28.6%		Game: 20.0%						
F Throw %	1st Half: 3-6 50.0%		2nd Half: 8-11 72.7%		Game: 64.7%						
DEADBALL REBOUNDS: 1											

Cal Poly	FG-A	3G-A	FT-A	RB	PF	PTS	AS	TO	BS	ST	MIN
Eversley f	3-8	0-2	3-6	15	1	9	3	2	0	2	30
Bennett f	4-8	0-0	0-0	5	5	8	2	4	0	0	25
Nwaba g	8-16	0-0	5-9	6	1	21	0	1	0	3	20
Johnson g	0-0	0-0	3-4	3	0	3	3	2	0	4	21
Odister g	3-7	2-5	0-0	3	0	8	1	0	0	1	18
Love	2-5	0-0	1-4	2	2	5	4	0	0	0	22
Shiple y	0-2	0-1	1-2	1	1	1	0	1	0	0	20
Awich	2-2	0-0	0-0	2	3	4	0	0	0	0	6
Hall	0-1	0-1	0-0	1	1	0	0	0	0	0	20
Silvestri	1-2	1-2	0-0	0	2	3	0	0	0	0	10
Gordon	0-2	0-0	2-2	2	1	2	0	1	0	0	8
TEAM				2							
Totals.....	23-53	3-11	15-27	42	17	64	13	11	0	10	200
TOTAL FG%	1st Half: 14-30 46.7%		2nd Half: 9-23 39.1%		Game: 43.4%						
3-Pt. FG%	1st Half: 1-4 25.0%		2nd Half: 2-7 28.6%		Game: 27.3%						
F Throw %	1st Half: 0-1 0.0%		2nd Half: 15-26 57.7%		Game: 55.6%						
DEADBALL REBOUNDS: 5											

Score by Periods	1st	2nd	Total
Santa Clara	23	30	53
Cal Poly	29	35	64

Officials: Justin Van Dyne (R), Mark Fulton (U1), Rob Rorke (U2) Technical fouls: Santa Clara-None. Cal Poly-None. Attendance: 2016
Cal Poly hosts Cal State Dominguez Hills on Dec. 14 at 7 p.m.

GAME 11

Santa Clara 70
Sacred Heart 61
Dec. 18, 2013
Santa Clara, CA
Leavey Center (992)

Sacred Heart	FG-A	3G-A	FT-A	RB	PF	PTS	AS	TO	BS	ST	MIN
MONTES f	4-6	0-1	2-3	6	4	10	1	0	0	1	28
WALTON c	0-2	0-0	2-4	1	2	2	0	1	0	0	18
KELLEY g	7-17	1-3	5-8	3	0	20	5	1	0	1	33
GAETANO g	1-5	1-3	2-2	6	3	5	5	2	0	0	33
EVANS g	5-10	2-2	0-1	2	2	12	0	2	0	0	27
BARNETT	4-5	0-0	2-3	4	2	10	0	3	0	2	28
GLOWAK	0-4	0-1	0-0	0	5	0	0	1	0	0	15
FALZON	1-3	0-0	0-0	4	3	2	0	0	0	1	18
TEAM				1							
Totals.....	22-52	4-10	13-21	27	21	61	11	10	0	5	201
TOTAL FG%	1st Half: 11-27 40.7%		2nd Half: 11-25 44.0%		Game: 42.3%						
3-Pt. FG%	1st Half: 1-4 25.0%		2nd Half: 3-6 50.0%		Game: 40.0%						
F Throw %	1st Half: 8-12 66.7%		2nd Half: 5-9 55.6%		Game: 61.9%						
DEADBALL REBOUNDS: 3											

Santa Clara	FG-A	3G-A	FT-A	RB	PF	PTS	AS	TO	BS	ST	MIN
BROWN f	1-2	0-0	1-2	6	2	3	0	1	3	0	20
KRATCH f	0-2	0-2	1-2	3	2	1	1	0	0	0	12
CLARK g	9-16	5-9	7-9	5	2	30	5	2	1	1	35
BROWNRIIDGE g	0-6	0-3	2-2	1	1	2	1	2	0	0	29
ROQUEMORE g	5-13	1-5	6-6	2	3	17	3	6	1	1	38
RICHARD	1-2	0-1	2-2	4	3	4	0	1	0	1	16
CLARKE											

2013-14 Santa Clara Boxscores

GAME
13

Santa Clara 66
South Florida 65
Dec. 23, 2013
Las Vegas, NV
Orleans Arena (1,347)

South Florida	FG-A	3G-A	FT-A	RB	PF	PTS	AS	TO	BS	ST	MIN
RUDD	6-17	2-5	0-7	9	1	19	1	1	0	0	37
ALLEN	0-1	0-0	0-2	4	4	0	4	5	0	0	32
EGGBUNU	5-6	0-0	1-3	11	3	11	2	3	1	0	29
MCLENDON	5-6	0-0	1-1	3	4	10	3	2	1	1	34
PERRY	6-9	0-1	1-7	2	2	13	0	1	0	0	17
BROCK	4-5	0-0	0-0	3	0	8	0	1	1	0	21
LEDAY	0-2	0-0	2-4	1	2	2	0	1	0	0	8
HAWKINS	1-3	0-0	0-0	3	2	2	0	0	0	0	22
TEAM				1							
Totals.....	27-49	2-6	9-24	37	18	65	10	14	3	1	200
TOTAL FG%	1st Half: 10-23 43.5%		2nd Half: 17-26 65.4%								Game: 55.1%
3-PL FG%	1st Half: 0-2 0.0%		2nd Half: 2-4 50.0%								Game: 33.3%
F Throw %	1st Half: 5-8 62.5%		2nd Half: 4-16 25.0%								Game: 37.5%
DEADBALL REBOUNDS: 5											

Santa Clara	FG-A	3G-A	FT-A	RB	PF	PTS	AS	TO	BS	ST	MIN
BROWN	1-5	0-0	3-5	11	3	5	0	2	0	0	28
McARTHUR	3-8	1-4	2-2	4	4	9	1	0	0	1	27
CLARK	4-13	1-6	3-3	3	2	12	3	0	0	1	36
BROWNBRIDGE	3-6	2-4	2-2	0	3	10	0	3	0	1	25
ROQUEMORE	4-13	0-2	0-0	1	0	8	5	1	0	1	32
RICHARD	1-3	1-1	7-8	7	0	10	1	0	0	1	27
KRATCH	2-3	2-3	0-0	2	4	6	0	0	0	0	14
ATANGA	3-4	0-0	0-0	2	2	6	0	2	0	0	11
TEAM				1							
Totals.....	21-55	7-20	17-20	31	18	66	10	8	0	5	200
TOTAL FG%	1st Half: 9-29 31.0%		2nd Half: 12-26 46.2%								Game: 38.2%
3-PL FG%	1st Half: 3-9 33.3%		2nd Half: 4-11 36.4%								Game: 35.0%
F Throw %	1st Half: 7-8 87.5%		2nd Half: 10-12 83.3%								Game: 85.0%
DEADBALL REBOUNDS: 1											

Score by Periods	1st	2nd	Total
USF	25	40	65
Santa Clara	28	38	66

Officials: Rod Dixon, Pat Boeh, Toby Martinez Technical fouls: USF-None, Santa Clara-None.
Attendance: 1347

GAME
14

No. 24 Gonzaga 74
Santa Clara 60
Dec. 28, 2013
Spokane, WA
MAC (6,000)

Santa Clara	FG-A	3G-A	FT-A	RB	PF	PTS	AS	TO	BS	ST	MIN
BROWN	2-4	0-0	1-4	6	4	5	0	0	0	0	31
McARTHUR	2-4	0-1	0-0	2	3	4	0	0	1	0	25
CLARK	8-15	2-6	4-6	2	3	22	2	3	0	0	37
BROWNBRIDGE	5-11	2-4	0-0	2	4	12	1	2	0	0	31
ROQUEMORE	5-12	1-6	0-0	1	3	11	3	7	2	1	35
RICHARD	1-2	1-1	1-2	2	1	4	2	2	0	0	17
GARRETT	0-0	0-0	0-0	0	0	0	0	0	0	0	1
KRATCH	1-1	0-0	0-0	2	2	2	1	0	0	0	6
ATANGA	0-2	0-0	0-0	9	2	0	0	1	1	0	17
TEAM				6							
Totals.....	24-51	6-18	6-12	32	22	60	9	15	4	2	200
TOTAL FG%	1st Half: 11-27 40.7%		2nd Half: 13-24 54.2%								Game: 47.1%
3-PL FG%	1st Half: 3-10 30.0%		2nd Half: 3-8 37.5%								Game: 33.3%
F Throw %	1st Half: 1-4 25.0%		2nd Half: 5-8 62.5%								Game: 50.0%
DEADBALL REBOUNDS: 5											

Gonzaga	FG-A	3G-A	FT-A	RB	PF	PTS	AS	TO	BS	ST	MIN
BARHAM	3-7	2-5	0-0	4	3	8	0	0	1	1	33
KARNOWSKI	2-8	0-0	6-11	8	4	10	0	3	1	0	28
PANGOS	5-8	2-3	5-5	2	0	17	2	0	0	2	35
BELL JR.	1-4	0-2	1-2	0	3	3	1	0	0	1	16
STOOCKTON	8-12	0-1	5-5	2	1	21	3	0	0	4	35
COLEMAN	0-2	0-0	0-0	1	1	0	1	1	0	0	6
NUNEZ	2-3	0-0	4-6	3	1	8	0	0	0	3	13
DRANGINIS	1-2	1-2	0-0	6	2	3	4	5	0	1	24
MEKLE	1-1	0-0	0-0	1	0	2	0	0	0	0	4
EDWARDS	0-1	0-0	2-2	2	1	2	0	0	1	0	6
TEAM				4							
Totals.....	23-48	5-13	23-31	32	16	74	11	9	6	9	200
TOTAL FG%	1st Half: 11-29 37.9%		2nd Half: 12-19 63.2%								Game: 47.9%
3-PL FG%	1st Half: 3-9 33.3%		2nd Half: 2-4 50.0%								Game: 38.5%
F Throw %	1st Half: 6-9 66.7%		2nd Half: 17-22 77.3%								Game: 74.2%
DEADBALL REBOUNDS: 2											

Score by Periods	1st	2nd	Total
SANTA CLARA	26	34	60
GONZAGA	31	43	74

Officials: Glen Mayberry, Klaus Andriassat, Dennis Flannery Technical fouls: SANTA CLARA-ROQUEMORE, Evan. GONZAGA-None. Attendance: 6000

GAME
15

Santa Clara 76
Portland 68
Dec. 30, 2013
Portland, OR
Chiles Center (1,479)

Santa Clara	FG-A	3G-A	FT-A	RB	PF	PTS	AS	TO	BS	ST	MIN
BROWN	1-6	0-0	0-0	4	1	2	1	0	0	0	20
McARTHUR	1-4	0-1	0-0	2	4	2	1	2	0	0	24
CLARK	6-10	3-5	5-6	1	4	20	6	2	0	2	32
BROWNBRIDGE	6-9	3-5	5-6	4	0	20	1	0	0	1	35
ROQUEMORE	5-12	5-7	5-6	4	4	20	6	4	0	0	33
RICHARD	0-3	0-1	0-0	2	3	0	0	1	0	0	14
JOHNSON	0-2	0-1	3-4	0	2	3	0	0	0	0	7
GARRETT	0-0	0-0	0-0	0	1	0	0	0	0	0	2
KRATCH	1-4	1-3	0-0	3	0	3	0	0	0	0	14
ATANGA	3-3	0-0	0-2	4	5	6	1	0	0	1	19
TEAM				3							
Totals.....	23-53	12-23	18-24	27	24	76	16	9	0	6	200
TOTAL FG%	1st Half: 12-28 42.9%		2nd Half: 11-25 44.0%								Game: 43.4%
3-PL FG%	1st Half: 6-13 46.2%		2nd Half: 6-10 60.0%								Game: 52.2%
F Throw %	1st Half: 7-8 87.5%		2nd Half: 11-16 68.8%								Game: 75.0%
DEADBALL REBOUNDS: 4, 2											

Portland	FG-A	3G-A	FT-A	RB	PF	PTS	AS	TO	BS	ST	MIN
BAILEY	5-14	1-1	8-11	6	2	19	1	2	1	2	30
NICHOLAS	4-8	0-1	4-6	13	4	12	1	1	2	0	34
VAN DER MARS	10-15	0-0	3-4	7	3	23	0	1	0	0	31
PRESSLEY	1-6	0-2	0-0	6	3	2	6	1	2	1	33
WINTERING	1-4	0-1	2-3	4	0	4	3	6	0	0	25
SHARP	1-7	1-6	0-0	1	0	2	0	1	0	0	8
THIELEKE	1-1	0-0	1-2	4	5	3	0	0	0	0	16
CARR	0-1	0-0	0-0	0	0	0	1	0	0	0	3
GERJUN	0-1	0-0	0-0	0	2	0	0	0	1	0	6
TEAM				2							
Totals.....	24-60	2-11	18-26	43	21	68	12	13	6	3	200
TOTAL FG%	1st Half: 12-26 46.2%		2nd Half: 12-34 35.3%								Game: 40.0%
3-PL FG%	1st Half: 0-2 0.0%		2nd Half: 2-9 22.2%								Game: 18.2%
F Throw %	1st Half: 7-9 77.8%		2nd Half: 11-17 64.7%								Game: 69.2%
DEADBALL REBOUNDS: 3, 1											

Score by Periods	1st	2nd	Total
Santa Clara	37	39	76
Portland	31	37	68

Officials: Kevin Brill, Greg Nixon, Deldre Carr Technical fouls: Santa Clara-None, Portland-None. Attendance: 1479

GAME
16

Pepperdine 70
Santa Clara 61
Jan. 2, 2014
Santa Clara, CA
Leavey Center (1,431)

Pepperdine	FG-A	3G-A	FT-A	RB	PF	PTS	AS	TO	BS	ST	MIN
DAVIS	3-12	1-3	1-2	7	3	8	1	2	0	0	28
RUSSELL	3-6	0-1	2-2	3	2	8	1	0	0	0	28
LANE	10-15	0-1	6-8	17	0	26	2	0	4	1	36
MAJOR	4-11	0-1	3-4	7	1	11	7	3	0	0	35
BROOKS	4-8	3-4	0-0	3	2	11	1	0	0	0	36
UDENYI	1-3	1-2	1-2	1	3	4	0	2	0	0	12
VAN DYKE	0-0	0-0	0-0	1	0	0	0	0	0	0	2
SKOUEN	0-1	0-0	2-2	0	0	2	0	0	0	0	8
KRAMER	0										

2013-14 Santa Clara Boxscores

GAME 19

Pacific 80
Santa Clara 68
Jan. 11, 2014
Stockton, CA
Spanos Center (1,816)

Santa Clara	FG-A	3G-A	FT-A	RB	PF	PTS	AS	TO	BS	ST	MIN
McARTHUR f	1-8	0-3	0-0	6	1	2	2	0	0	1	33
ATANGA f	0-1	0-0	1-2	2	2	1	0	0	1	0	14
CLARK g	6-13	3-7	5-6	4	4	20	4	3	0	2	35
BROWNDRIDGE g	1-7	1-5	4-7	3	5	7	0	2	0	0	27
ROQUEMORE g	5-15	3-7	6-6	3	2	19	1	2	2	2	38
BROWN	3-3	0-0	3-5	5	3	9	1	1	0	0	22
RICHARD	2-5	0-1	1-1	5	1	5	1	0	0	0	20
JOHNSON	0-0	0-0	0-0	0	0	0	0	0	0	0	0+
GARRETT	0-0	0-0	0-0	0	2	0	0	2	0	0	4
KRATCH	1-2	1-1	2-2	1	1	5	1	0	0	0	7
TEAM				1							
Totals.....	19-54	8-24	22-29	30	21	68	10	10	3	5	200
TOTAL FG%	1st Half: 10-28 35.7%	2nd Half: 9-26 34.6%	Game: 35.2%								
3-PL FG%	1st Half: 4-15 26.7%	2nd Half: 4-9 44.4%	Game: 33.3%								
F Throw %	1st Half: 5-8 62.5%	2nd Half: 17-21 81.0%	Game: 75.9%								
DEADBALL REBOUNDS: 1											

Pacific	FG-A	3G-A	FT-A	RB	PF	PTS	AS	TO	BS	ST	MIN
HARRIS f	3-6	1-2	6-7	3	2	13	2	0	0	1	22
RIVERA f	2-4	0-1	0-0	3	1	4	0	2	0	0	21
KELLEY c	1-4	0-0	1-2	5	4	3	0	1	0	0	20
WALLACE g	1-3	0-0	0-0	4	3	2	0	0	0	0	13
BOCK g	5-8	1-3	5-7	2	3	16	1	3	0	0	25
TAKU	7-13	1-3	4-5	3	3	19	4	0	0	1	29
SHORT	1-1	1-1	2-2	4	3	5	1	1	0	1	18
TAYLOR	3-5	2-3	0-1	1	3	8	0	0	0	2	12
GILL	4-5	0-1	0-0	7	5	8	1	2	0	0	24
THOMAS	1-3	0-0	0-0	4	1	2	2	2	1	0	16
TEAM				3							
Totals.....	28-52	6-14	18-24	39	28	80	11	11	1	5	200
TOTAL FG%	1st Half: 14-27 51.9%	2nd Half: 14-25 56.0%	Game: 53.8%								
3-PL FG%	1st Half: 2-7 28.6%	2nd Half: 4-7 57.1%	Game: 42.9%								
F Throw %	1st Half: 3-6 50.0%	2nd Half: 15-18 83.3%	Game: 75.0%								
DEADBALL REBOUNDS: 2											

Score by Periods	1st	2nd	Total
Santa Clara	29	39	68
Pacific	33	47	80

Officials: Scott Brown, Rob Rork, Nate Harris **Technical fouls:** Santa Clara-None. Pacific-None.
Attendance: 1816

GAME 20

San Diego 69
Santa Clara 66
Jan. 16, 2014
Santa Clara, CA
Leavey Center (1,564)

San Diego	FG-A	3G-A	FT-A	RB	PF	PTS	AS	TO	BS	ST	MIN
KRAMER f	6-8	2-2	0-0	5	1	14	1	2	1	0	32
KOK c	0-2	0-0	1-2	5	2	1	3	3	0	0	30
ANDERSON g	4-6	2-3	1-2	3	3	11	2	4	0	1	36
DEE g	3-8	0-2	2-2	1	2	8	2	0	0	1	32
SAVAZE g	8-13	3-5	6-7	4	4	25	2	0	0	0	26
KERR	0-0	0-0	0-0	0	0	0	0	0	0	0	1
SARBAUGH	1-4	0-0	1-4	2	1	3	1	1	0	0	25
JACOBS	1-1	0-0	0-0	0	0	2	1	0	0	1	5
FAJEMISIN	0-0	0-0	0-0	0	1	0	0	0	0	0	2
BAILEY	1-3	0-0	3-3	5	1	5	0	0	0	1	11
TEAM				1							
Totals.....	24-45	7-12	14-20	26	15	69	12	10	1	4	200
TOTAL FG%	1st Half: 11-24 45.8%	2nd Half: 13-21 61.9%	Game: 53.3%								
3-PL FG%	1st Half: 1-4 25.0%	2nd Half: 6-8 75.0%	Game: 58.3%								
F Throw %	1st Half: 5-7 71.4%	2nd Half: 9-13 69.2%	Game: 70.0%								
DEADBALL REBOUNDS: 1, 2											

Santa Clara	FG-A	3G-A	FT-A	RB	PF	PTS	AS	TO	BS	ST	MIN
McARTHUR f	2-9	0-1	0-0	4	4	4	4	0	1	1	28
ATANGA c	0-0	0-0	1-2	4	3	1	0	1	1	1	23
CLARK g	8-18	1-4	4-4	3	2	21	2	1	0	2	38
RICHARD g	0-0	0-0	0-0	2	2	0	1	1	1	0	10
BROWNDRIDGE g	6-9	3-6	4-5	1	2	19	3	1	0	0	31
BROWN	5-6	0-0	1-4	4	1	11	0	2	1	1	13
JOHNSON	0-1	0-0	0-0	2	0	0	0	0	0	0	8
ROQUEMORE	3-8	0-3	4-4	5	2	10	2	3	0	1	36
GARRETT	0-0	0-0	0-0	1	0	0	0	0	0	0	4
KRATCH	0-0	0-0	0-0	2	1	0	0	0	0	1	9
TEAM				1							
Totals.....	24-51	4-14	14-19	28	17	66	12	9	5	6	200
TOTAL FG%	1st Half: 11-25 44.0%	2nd Half: 13-26 50.0%	Game: 47.1%								
3-PL FG%	1st Half: 3-8 37.5%	2nd Half: 1-6 16.7%	Game: 28.6%								
F Throw %	1st Half: 7-9 77.8%	2nd Half: 7-10 70.0%	Game: 73.7%								
DEADBALL REBOUNDS: 2											

Score by Periods	1st	2nd	Total
San Diego	28	41	69
Santa Clara	32	34	66

Officials: Tommy Nunez, Dennis Flannery, Klaus Endrissat **Technical fouls:** San Diego-TEAM. Santa Clara-TEAM 3. **Attendance:** 1564

GAME 21

BYU 91
Santa Clara 81
Jan. 18, 2014
Santa Clara, CA
Leavey Center (2,560)

BYU	FG-A	3G-A	FT-A	RB	PF	PTS	AS	TO	BS	ST	MIN
MIKA f	5-11	0-0	0-0	6	2	10	2	4	0	0	25
AUSTIN f	1-1	0-0	0-1	7	4	2	2	1	0	0	27
HAWES g	5-8	0-1	6-6	1	3	16	3	1	0	0	19
COLLINSWORTH g	5-9	0-0	8-12	7	2	18	4	4	0	3	37
HALFORD g	4-5	2-2	0-0	1	2	10	1	2	0	0	21
CARLINO	5-9	3-5	2-5	2	3	15	9	0	1	1	24
SHARP	2-2	0-0	0-1	6	4	4	0	0	1	0	25
WINDER	5-7	2-3	4-4	3	1	16	1	1	0	0	21
BARTLEY	0-0	0-0	0-0	0	0	0	0	0	0	0	1
TEAM				3							
Totals.....	32-52	7-11	20-29	36	21	91	22	13	2	4	200
TOTAL FG%	1st Half: 17-29 58.6%	2nd Half: 15-23 65.2%	Game: 61.5%								
3-PL FG%	1st Half: 6-8 75.0%	2nd Half: 1-3 33.3%	Game: 63.6%								
F Throw %	1st Half: 7-9 77.8%	2nd Half: 13-20 65.0%	Game: 69.0%								
DEADBALL REBOUNDS: 3											

Santa Clara	FG-A	3G-A	FT-A	RB	PF	PTS	AS	TO	BS	ST	MIN
BROWN f	2-3	0-0	4-5	4	3	8	2	1	2	0	24
ATANGA c	0-1	0-0	0-0	6	4	0	0	0	0	0	14
CLARK g	8-21	2-8	2-2	0	3	20	7	1	0	2	40
RICHARD g	1-4	1-4	2-5	3	4	5	2	2	0	0	22
BROWNDRIDGE g	9-21	4-11	8-8	1	4	30	2	2	0	2	37
JOHNSON	2-5	1-1	0-0	2	2	5	1	1	0	2	21
CLARKE	0-1	0-0	0-0	0	0	0	0	0	0	0	1
PAPENFUS	0-0	0-0	0-0	2	2	0	0	2	0	0	12
GARRETT	3-3	0-0	0-0	5	3	6	0	0	0	2	12
KRATCH	2-2	1-1	2-2	4	1	7	0	0	1	0	17
TEAM				1							
Totals.....	27-61	9-25	18-22	27	26	81	14	9	5	6	200
TOTAL FG%	1st Half: 10-31 32.3%	2nd Half: 17-30 56.7%	Game: 44.3%								
3-PL FG%	1st Half: 2-13 15.4%	2nd Half: 7-12 58.3%	Game: 36.0%								
F Throw %	1st Half: 8-8 100%	2nd Half: 10-14 71.4%	Game: 81.8%								
DEADBALL REBOUNDS: 1											

Score by Periods	1st	2nd	Total
BYU	47	44	91
Santa Clara	30	51	81

Officials: Michael Greenstein, Horace Shields, Ronald Brokenbrough **Technical fouls:** BYU-None. Santa Clara-None. **Attendance:** 2560

GAME 22

USF 75
Santa Clara 66
Jan. 25, 2014
San Francisco, CA
War Memorial Gym (2,683)

Santa Clara	FG-A	3G-A	FT-A	RB	PF	PTS	AS	TO	BS	ST	MIN
CLARK g	4-9	0-3	4-5	1	4	12	4	5	0	2	33
RICHARD g	1-8	0-0	0-0	3	4	2	0	0	0	0	

2013-14 SANTA CLARA MEN'S BASKETBALL OVERALL STATISTICS
Overall Record: 10-14 (6-7 Home, 3-6 Away, 1-1 Neutral, 3-8 WCC)

##	Player	GP-GS	---TOTAL---		-----3-PTS-----		----REBOUNDS----										PTS	AVG											
			Min--Avg	FG-FGA	Pct	3FG-FGA	Pct	3FG/G	FT-FTA	Pct	Off	Def	Tot	Avg	PF	FO			A	APG	TO	TOPG	A/TO	Blk	BPG	Stl	SPG		
03	CLARK, Brandon.....	24-24	793	33.0	131-305	.430	42-121	.347	1.75	102-119	.857	18	46	64	2.7	65	0	85	3.54	44	1.83	1.93	2	0.08	32	1.33	406	16.9	
23	BROWNIDGE, Jared..	24-24	801	33.4	129-273	.473	68-156	.436	2.83	79-93	.849	6	49	55	2.3	46	1	60	2.50	35	1.46	1.71	3	0.13	16	0.67	405	16.9	
24	ROQUEMORE, Evan....	20-15	643	32.2	73-203	.360	33-89	.371	1.65	46-59	.780	12	56	68	3.4	52	1	67	3.35	55	2.75	1.22	8	0.40	18	0.90	225	11.3	
00	BROWN, Jerry.....	24-13	511	21.3	67-121	.554	0-0	.000	0.00	52-94	.553	56	83	139	5.8	54	1	12	0.50	31	1.29	0.39	20	0.83	17	0.71	186	7.8	
05	RICHARD, Jalen.....	24-8	365	15.2	31-72	.431	8-26	.308	0.33	25-34	.735	7	54	61	2.5	38	1	27	1.13	19	0.79	1.42	2	0.08	12	0.50	95	4.0	
25	McARTHUR, John....	19-15	445	23.4	32-97	.330	5-19	.263	0.26	5-6	.833	29	41	70	3.7	46	1	23	1.21	8	0.42	2.88	11	0.58	13	0.68	74	3.9	
20	JOHNSON, Denzel....	16-1	196	12.3	21-61	.344	1-12	.083	0.06	16-24	.667	8	12	20	1.3	11	0	10	0.63	10	0.63	1.00	0	0.00	8	0.50	59	3.7	
43	KRATCH, Nate.....	24-5	329	13.7	31-78	.397	11-40	.275	0.46	13-21	.619	21	48	69	2.9	43	0	8	0.33	12	0.50	0.67	16	0.67	10	0.42	86	3.6	
22	CLARKE, Julian.....	14-0	127	9.1	15-36	.417	8-18	.444	0.57	10-13	.769	2	7	9	0.6	14	0	6	0.43	1	0.07	6.00	2	0.14	0	0.00	48	3.4	
44	ATANGA, Yannick....	24-13	418	17.4	28-65	.431	0-0	.000	0.00	16-33	.485	41	78	119	5.0	65	1	5	0.21	9	0.38	0.56	20	0.83	10	0.42	72	3.0	
35	GARRETT, Robert....	20-2	135	6.8	12-23	.522	0-0	.000	0.00	10-17	.588	17	21	38	1.9	22	0	2	0.10	9	0.45	0.22	14	0.70	3	0.15	34	1.7	
30	PAPENFUS, Andrew...	8-0	62	7.8	2-6	.333	1-4	.250	0.13	0-0	.000	3	6	9	1.1	9	0	1	0.13	4	0.50	0.25	1	0.13	1	0.13	5	0.6	
TEAM.....												23	22	45	1.9	0													
Total.....		24	4825		572-1340	.427	177-485	.365	7.38	374-513	.729	243	523	766	31.9	465	6	306	12.75	238	9.92	1.29	99	4.13	140	5.83	1695	70.6	
Opponents.....		24	4825		591-1269	.466	111-301	.369	4.63	391-553	.707	246	604	850	35.4	462	13	302	12.58	291	12.13	1.04	79	3.29	109	4.54	1684	70.2	

SCORE BY PERIODS:	1st	2nd	OT	Total	DEADBALL REBOUNDS:	OFF	DEF	TOTAL
Santa Clara.....	752	927	16	- 1695	Santa Clara.....	55	5	60
Opponents.....	783	890	11	- 1684	Opponents.....	64	7	71

TEAM STATISTICS	SCU	OPP	DATE	OPPONENT	W/L	SCORE	ATTEND
SCORING.....	1695	1684	11/08/13	BETHESDA UNIVERSITY	W	84-39	1087
Points per game.....	70.6	70.2	11/12/13	SAN JOSE STATE	W	89-77	1456
Scoring margin.....	+0.5	-	11/16/13	at Cal State Fullerton	L	73-86	1154
FIELD GOALS-ATT.....	572-1340	591-1269	11-22-13	at Notre Dame	L	69-84	9149
Field goal pct.....	.427	.466	11/29/13	NORTH DAKOTA STATE	L	85-91	1037
3 POINT FG-ATT.....	177-485	111-301	11/30/13	RICE	L	66-67	1028
3-point FG pct.....	.365	.369	12/5/13	at Bakersfield	W	60-42	820
3-pt FG made per game.	7.4	4.6	12/7/13	at Cal Poly	L	53-64	2016
FREE THROWS-ATT.....	374-513	391-553	12/14/13	LA SIERRA	W	97-61	532
Free throw pct.....	.729	.707	12/16/13	RADFORD	W	75-62	919
F-Throws made per game	15.6	16.3	12/18/13	SACRED HEART	W	70-61	992
REBOUNDS.....	766	850	12/22/13	vs UNLV	L	71-92	4376
Rebounds per game....	31.9	35.4	12/23/13	vs USF	W	66-65	1347
Rebounding margin....	-3.5	-	*12/28/13	at GONZAGA BULLDOGS	L	60-74	6000
ASSISTS.....	306	302	*12/30/13	at Portland	W	76-68	1479
Assists per game.....	12.8	12.6	*01/02/14	PEPPERDINE	L	61-70	1431
TURNOVERS.....	238	291	*01/04/14	LMU	W OT	86-81	1746
Turnovers per game....	9.9	12.1	*01/09/14	at Saint Mary's (CA)	W	57-55	3500
Turnover margin.....	+2.2	-	*01/11/14	at Pacific	L	68-80	1816
Assist/turnover ratio.	1.3	1.0	*01/16/14	SAN DIEGO	L	66-69	1564
STEALS.....	140	109	*01/18/14	BYU	L	81-91	2560
Steals per game.....	5.8	4.5	*1/25/14	at San Francisco	L	66-75	2683
BLOCKS.....	99	79	*01/29/14	GONZAGA BULLDOGS	L	52-54	4721
Blocks per game.....	4.1	3.3	*02/01/14	PORTLAND	L	64-76	1028
ATTENDANCE.....	20101	34340					
Home games-Avg/Game...	13-1546	9-3180					
Neutral site-Avg/Game.	-	2-2862					

2013-14 SANTA CLARA MEN'S BASKETBALL WCC STATISTICS
WCC Record: 3-8 (1-5 Home, 2-3 Away)

##	Player	GP-GS	Min--Avg		---TOTAL---		-----3-PTS-----		FT-FTA		Pct		---REBOUNDS---				PF	FO	A	APG	TO	TOPG	A/TO	Blk	BPG	Stl	SPG	Pts	Avg
			FG-FGA	Pct	3FG-FGA	Pct	3FG/G	Off	Def	Tot	Avg																		
23	BROWNRIDGE, Jared..	11-11	389	35.4	70-143	.490	31-73	.425	2.82	43-50	.860	4	28	32	2.9	23	1	25	2.27	17	1.55	1.47	1	0.09	9	0.82	214	19.5	
03	CLARK, Brandon.....	11-11	398	36.2	67-154	.435	18-59	.305	1.64	48-55	.873	6	20	26	2.4	35	0	38	3.45	24	2.18	1.58	1	0.09	18	1.64	200	18.2	
24	ROQUEMORE, Evan.....	10-6	330	33.0	38-99	.384	17-44	.386	1.70	19-20	.950	5	32	37	3.7	26	0	28	2.80	27	2.70	1.04	7	0.70	8	0.80	112	11.2	
00	BROWN, Jerry.....	11-4	205	18.6	25-48	.521	0-0	.000	0.00	15-27	.556	20	31	51	4.6	24	1	5	0.45	12	1.09	0.42	8	0.73	4	0.36	65	5.9	
25	McARTHUR, John.....	10-10	279	27.9	16-55	.291	2-11	.182	0.20	2-2	1.000	17	21	38	3.8	25	0	13	1.30	5	0.50	2.60	8	0.80	7	0.70	36	3.6	
05	RICHARD, Jalen.....	11-5	190	17.3	13-40	.325	5-18	.278	0.45	8-13	.615	6	23	29	2.6	21	0	14	1.27	11	1.00	1.27	1	0.09	1	0.09	39	3.5	
43	KRATCH, Nate.....	11-0	115	10.5	9-21	.429	4-11	.364	0.36	6-7	.857	4	18	22	2.0	14	0	3	0.27	3	0.27	1.00	6	0.55	2	0.18	28	2.5	
44	ATANGA, Yannick....	11-8	208	18.9	11-29	.379	0-0	.000	0.00	6-14	.429	12	41	53	4.8	37	1	1	0.09	5	0.45	0.20	6	0.55	5	0.45	28	2.5	
20	JOHNSON, Denzel....	6-0	40	6.7	2-8	.250	1-2	.500	0.17	3-4	.750	2	2	4	0.7	4	0	1	0.17	1	0.17	1.00	0	0.00	2	0.33	8	1.3	
35	GARRETT, Robert....	10-0	55	5.5	3-8	.375	0-0	.000	0.00	1-2	.500	4	7	11	1.1	10	0	1	0.10	2	0.20	0.50	7	0.70	1	0.10	7	0.7	
22	CLARKE, Julian....	2-0	4	2.0	0-2	.000	0-1	.000	0.00	0-0	.000	0	0	0	0.0	2	0	0	0.00	0	0.00	0.00	0	0.00	0	0.00	0	0.0	
30	PAPENFUS, Andrew...	1-0	12	12.0	0-0	.000	0-0	.000	0.00	0-0	.000	1	1	2	2.0	2	0	0	0.00	2	2.00	0.00	0	0.00	0	0.00	0	0.0	
TEAM.....												7	9	16	1.5	0				0									
Total.....		11	2225		254-607	.418	78-219	.356	7.09	151-194	.778	88	233	321	29.2	223	3	129	11.73	109	9.91	1.18	45	4.09	57	5.18	737	67.0	
Opponents.....		11	2225		276-583	.473	47-133	.353	4.27	194-259	.749	109	293	402	36.5	200	4	144	13.09	119	10.82	1.21	44	4.00	53	4.82	793	72.1	

SCORE BY PERIODS:	1st	2nd	OT	Total	DEADBALL	REBOUNDS:	OFF	DEF	TOTAL
Santa Clara.....	320	401	16	- 737	Santa Clara.....	12	2	14	
Opponents.....	359	423	11	- 793	Opponents.....	26	5	31	

TEAM STATISTICS	SCU	OPP	DATE	OPPONENT	W/L	SCORE	ATTEND
SCORING.....	737	793	*12/28/13	at GONZAGA BULLDOGS	L	60-74	6000
Points per game.....	67.0	72.1	*12/30/13	at Portland	W	76-68	1479
Scoring margin.....	-5.1	-	*01/02/14	PEPPERDINE	L	61-70	1431
FIELD GOALS-ATT.....	254-607	276-583	*01/04/14	LMU	W OT	86-81	1746
Field goal pct.....	.418	.473	*01/09/14	at Saint Mary's (CA)	W	57-55	3500
3 POINT FG-ATT.....	78-219	47-133	*01/11/14	at Pacific	L	68-80	1816
3-point FG pct.....	.356	.353	*01/16/14	SAN DIEGO	L	66-69	1564
3-pt FG made per game.	7.1	4.3	*01/18/14	BYU	L	81-91	2560
FREE THROWS-ATT.....	151-194	194-259	*1/25/14	at San Francisco	L	66-75	2683
Free throw pct.....	.778	.749	*01/29/14	GONZAGA BULLDOGS	L	52-54	4721
F-Throws made per game	13.7	17.6	*02/01/14	PORTLAND	L	64-76	1028
REBOUNDS.....	321	402					
Rebounds per game....	29.2	36.5					
Rebounding margin....	-7.4	-					
ASSISTS.....	129	144					
Assists per game.....	11.7	13.1					
TURNOVERS.....	109	119					
Turnovers per game....	9.9	10.8					
Turnover margin.....	+0.9	-					
Assist/turnover ratio.	1.2	1.2					
STEALS.....	57	53					
Steals per game.....	5.2	4.8					
BLOCKS.....	45	44					
Blocks per game.....	4.1	4.0					
ATTENDANCE.....	13050	15478					
Home games-Avg/Game...	6-2175	5-3096					
Neutral site-Avg/Game.	-	0-0					

Santa Clara Individual Game-by-Game

#00 BROWN, Jerry

Opponent	Date	GS	Min	---TOTAL---		---3-PTS---		----REBOUNDS----													
				FG-FGA	Pct	3FG-FGA	Pct	FT-FTA	Pct	Off	Def	Tot	Avg	PF	FO	A	TO	Blk	Stl	Pts	Avg
BETHESDA UNIVERSITY	11/08/13		12	4-5	.800	0-0	.000	5-7	.714	2	1	3	3.0	0	0	0	1	0	1	13	13.0
SAN JOSE STATE	11/12/13		28	5-7	.714	0-0	.000	6-10	.600	3	7	10	6.5	2	0	1	3	2	2	16	14.5
at Cal State Fullerton	11/16/13		24	2-4	.500	0-0	.000	1-2	.500	2	5	7	6.7	2	0	0	2	0	0	5	11.3
at Notre Dame	11-22-13		24	2-5	.400	0-0	.000	2-4	.500	1	3	4	6.0	3	0	2	1	0	1	6	10.0
NORTH DAKOTA STATE	11/29/13	*	20	2-4	.500	0-0	.000	4-8	.500	2	3	5	5.8	4	0	1	0	1	0	8	9.6
RICE	11/30/13	*	27	5-6	.833	0-0	.000	3-6	.500	5	4	9	6.3	2	0	0	2	1	2	13	10.2
at Bakersfield	12/5/13	*	25	5-8	.625	0-0	.000	0-2	.000	4	4	8	6.6	3	0	0	2	2	2	10	10.1
at Cal Poly	12/7/13	*	34	2-5	.400	0-0	.000	1-2	.500	3	6	9	6.9	2	0	1	0	2	0	5	9.5
LA SIERRA	12/14/13	*	13	2-5	.400	0-0	.000	4-7	.571	3	3	6	6.8	1	0	1	1	0	1	8	9.3
RADFORD	12/16/13	*	24	6-9	.667	0-0	.000	4-6	.667	2	3	5	6.6	2	0	1	1	1	2	16	10.0
SACRED HEART	12/18/13	*	20	1-2	.500	0-0	.000	1-2	.500	2	4	6	6.5	2	0	0	1	3	0	3	9.4
vs UNLV	12/22/13	*	27	5-8	.625	0-0	.000	3-6	.500	3	2	5	6.4	4	0	0	3	0	2	13	9.7
vs USF	12/23/13	*	28	1-5	.200	0-0	.000	3-5	.600	4	7	11	6.8	3	0	0	2	0	0	5	9.3
at GONZAGA BULLDOGS	12/28/13	*	31	2-4	.500	0-0	.000	1-4	.250	0	6	6	6.7	4	0	0	0	0	0	5	9.0
at Portland	12/30/13	*	20	1-6	.167	0-0	.000	0-0	.000	1	3	4	6.5	1	0	1	0	0	0	2	8.5
PEPPERDINE	01/02/14	*	20	1-6	.167	0-0	.000	2-4	.500	2	6	8	6.6	3	0	0	2	1	0	4	8.3
LMU	01/04/14		12	3-4	.750	0-0	.000	1-1	1.000	2	2	4	6.5	1	0	0	2	1	0	7	8.2
at Saint Mary's (CA)	01/09/14		14	2-6	.333	0-0	.000	0-0	.000	2	0	2	6.2	1	0	1	1	1	0	4	7.9
at Pacific	01/11/14		22	3-3	1.000	0-0	.000	3-5	.600	3	2	5	6.2	3	0	1	1	0	0	9	8.0
SAN DIEGO	01/16/14		13	5-6	.833	0-0	.000	1-4	.250	2	2	4	6.1	1	0	0	2	1	1	11	8.2
BYU	01/18/14	*	24	2-3	.667	0-0	.000	4-5	.800	0	4	4	6.0	3	0	2	1	2	0	8	8.1
at San Francisco	1/25/14		10	1-3	.333	0-0	.000	0-0	.000	1	3	4	5.9	1	0	0	0	1	0	2	7.9
GONZAGA BULLDOGS	01/29/14		12	0-1	.000	0-0	.000	2-2	1.000	1	2	3	5.7	1	0	0	2	1	2	2	7.6
PORTLAND	02/01/14		27	5-6	.833	0-0	.000	1-2	.500	6	1	7	5.8	5	1	0	1	0	1	11	7.8
Totals.....		13	511	67-121	.554	0-0	.000	52-94	.553	56	83	139	5.8	54	1	12	31	20	17	186	7.8

Games played: 24
 Minutes/game: 21.3
 Points/game: 7.8
 FG Pct: 55.4
 FT Pct: 55.3

Rebounds/game: 5.8
 Assists/game: 0.5
 Turnovers/game: 1.3
 Assist/turnover ratio: 0.4
 Steals/game: 0.7
 Blocks/game: 0.8

#03 CLARK, Brandon

Opponent	Date	GS	Min	---TOTAL---		---3-PTS---		----REBOUNDS----													
				FG-FGA	Pct	3FG-FGA	Pct	FT-FTA	Pct	Off	Def	Tot	Avg	PF	FO	A	TO	Blk	Stl	Pts	Avg
BETHESDA UNIVERSITY	11/08/13	*	19	0-2	.000	0-1	.000	0-0	.000	0	1	1	1.0	2	0	4	1	0	0	0	0.0
SAN JOSE STATE	11/12/13	*	27	5-13	.385	2-5	.400	11-14	.786	1	3	4	2.5	2	0	5	1	0	0	23	11.5
at Cal State Fullerton	11/16/13	*	33	7-22	.318	1-6	.167	8-10	.800	3	3	6	3.7	3	0	3	2	0	2	23	15.3
at Notre Dame	11-22-13	*	35	8-15	.533	3-5	.600	2-2	1.000	1	1	2	3.3	2	0	6	1	0	1	21	16.8
NORTH DAKOTA STATE	11/29/13	*	28	10-13	.769	5-8	.625	7-7	1.000	1	2	3	3.2	3	0	0	3	0	2	32	19.8
RICE	11/30/13	*	31	6-12	.500	1-4	.250	2-2	1.000	0	3	3	3.2	2	0	3	1	0	1	15	19.0
at Bakersfield	12/5/13	*	33	4-9	.444	1-2	.500	0-0	.000	0	3	3	3.1	2	0	2	0	0	1	9	17.6
at Cal Poly	12/7/13	*	33	4-12	.333	2-6	.333	2-2	1.000	1	2	3	3.1	4	0	5	5	0	2	12	16.9
LA SIERRA	12/14/13	*	19	1-2	.500	1-2	.500	4-6	.667	2	1	3	3.1	2	0	5	0	0	2	7	15.8
RADFORD	12/16/13	*	35	2-9	.222	0-2	.000	4-4	1.000	0	2	2	3.0	2	0	4	2	0	0	8	15.0
SACRED HEART	12/18/13	*	35	9-16	.563	5-9	.556	7-9	.778	2	3	5	3.2	2	0	5	2	1	1	30	16.4
vs UNLV	12/22/13	*	31	4-13	.308	2-6	.333	4-5	.800	0	0	0	2.9	2	0	2	2	0	1	14	16.2
vs USF	12/23/13	*	36	4-13	.308	1-6	.167	3-3	1.000	1	2	3	2.9	2	0	3	0	0	1	12	15.8
at GONZAGA BULLDOGS	12/28/13	*	37	8-15	.533	2-6	.333	4-6	.667	1	1	2	2.9	3	0	2	3	0	0	22	16.3
at Portland	12/30/13	*	32	6-10	.600	3-5	.600	5-6	.833	0	1	1	2.7	4	0	6	2	0	2	20	16.5
PEPPERDINE	01/02/14	*	37	8-17	.471	0-5	.000	0-0	.000	0	1	1	2.6	3	0	4	1	0	2	16	16.5
LMU	01/04/14	*	39	5-10	.500	3-5	.600	13-14	.929	0	2	2	2.6	3	0	4	1	0	3	26	17.1
at Saint Mary's (CA)	01/09/14	*	38	8-14	.571	3-5	.600	1-2	.500	3	2	5	2.7	2	0	2	2	0	0	20	17.2
at Pacific	01/11/14	*	35	6-13	.462	3-7	.429	5-6	.833	0	4	4	2.8	4	0	4	3	0	2	20	17.4
SAN DIEGO	01/16/14	*	38	8-18	.444	1-4	.250	4-4	1.000	0	3	3	2.8	2	0	2	1	0	2	21	17.6
BYU	01/18/14	*	40	8-21	.381	2-8	.250	2-2	1.000	0	0	0	2.7	3	0	7	1	0	2	20	17.7
at San Francisco	1/25/14	*	33	4-9	.444	0-3	.000	4-5	.800	0	1	1	2.6	4	0	4	5	0	2	12	17.4
GONZAGA BULLDOGS	01/29/14	*	31	5-16	.313	0-6	.000	2-2	1.000	2	3	5	2.7	3	0	1	3	1	0	12	17.2
PORTLAND	02/01/14	*	38	1-11	.091	1-5	.200	8-8	1.000	0	2	2	2.7	4	0	2	2	0	3	11	16.9
Totals.....		24	793	131-305	.430	42-121	.347	102-119	.857	18	46	64	2.7	65	0	85	44	2	32	406	16.9

Games played: 24
 Minutes/game: 33.0
 Points/game: 16.9
 FG Pct: 43.0
 3FG Pct: 34.7
 FT Pct: 85.7

Rebounds/game: 2.7
 Assists/game: 3.5
 Turnovers/game: 1.8
 Assist/turnover ratio: 1.9
 Steals/game: 1.3
 Blocks/game: 0.1

#05 RICHARD, Jalen

Opponent	Date	GS	Min	---TOTAL---		---3-PTS---		----REBOUNDS----														
				FG-FGA	Pct	3FG-FGA	Pct	FT-FTA	Pct	Off	Def	Tot	Avg	PF	FO	A	TO	Blk	Stl	Pts	Avg	
BETHESDA UNIVERSITY	11/08/13	*	27	6-9	.667	1-4	.250	2-3	.667	0	2	2	2.0	1	0	2	1	0	3	15	15.0	
SAN JOSE STATE	11/12/13	*	17	2-3	.667	1-1	1.000	0-0	.000	0	4	4	3.0	4	0	3	0	0	0	5	10.0	
at Cal State Fullerton	11/16/13	*	16	1-5	.200	0-1	.000	1-1	1.000	0	4	4	3.3	0	0	3	3	0	1	3	7.7	
at Notre Dame	11-22-13		5	0-0	.000	0-0	.000	0-0	.000	0	0	0	2.5	0	0	0	1	0	0	0	5.8	
NORTH DAKOTA STATE	11/29/13		6	1-1	1.000	0-0	.000	0-0	.000	0	0	0	2.0	0	0	1	1	0	0	2	5.0	
RICE	11/30/13		4	0-0	.000	0-0	.000	2-2	1.000	0	0	0	1.7	1	0	1	1	0	0	2	4.5	
at Bakersfield	12/5/13		7	0-2	.000	0-0	.000	0-0	.000	0	2	2	1.7	0	0	0	0	0	0	0	3.9	
at Cal Poly	12/7/13		10	0-0	.000	0-0	.000	0-0	.000	0	2	2	1.8	1	0	1	0	0	1	0	3.4	
LA SIERRA	12/14/13		13	3-3	1.000	0-0	.000	2-3	.667	0	2	2	1.8	5	1	1	0	0	2	8	3.9	
RADFORD	12/16/13		8	1-1	1.000	0-0	.000	1-2	.500	0	2	2	1.8	1	0	0	0	1	1	3	3.8	
SACRED HEART	12/18/13		16	1-2	.500	0-1	.000	2-2	1.000	1	3	4	2.0	3	0	0	1	0	1	4	3.8	
vs UNLV	12/22/13		19	2-3	.667	0-0	.000	0-0	.000	0	3	3	2.1	1	0	0	0	0	1	4	3.8	
vs USF	12/23/13		27	1-3	.333	1-1	1.000	7-8	.875	0	7	7	2.5	0	0	1	0	0	1	10	4.3	
at GONZAGA BULLDOGS	12/28/13		17	1-2	.500	1-1	1.000	1-2	.500	0	2	2	2.4	1	0	2	2	0	1	4	4.3	
at Portland	12/30/13		14	0-3	.000	0-1	.000	0-0	.000	0	2	2	2.4	3	0	0	1	0	0	0	4.0	
PEPPERDINE	01/02/14		15	2-4	.500	0-2	.000	0-1	.000	0	0	0	2.3	0	0	1	1	0	0	4	4.0	
LMU	01/04/14		17	1-1	1.000	1-1	1.000	0-0	.000	1	2	3	2.3	1	0	2	0	0	0	3	3.9	
at Saint Mary's (CA)	01/09/14		20	2-4	.500	1-1	1.000	0-0	.000	0	4	4	2.4	0	0	1	2	0	0	5	4.0	
at Pacific	01/11/14		20	2-5	.400	0-1	.000	1-1	1.000	1	4	5	2.5	1	0	1	0	0	0	5	4.1	
SAN DIEGO	01/16/14	*	10	0-0	.000	0-0	.000	0-0	.000	0	2	2	2.5	2	0	1	1	1	0	0	3.9	
BYU	01/18/14	*	22	1-4	.250	1-4	.250	2-5	.400	1	2	3	2.5	4	0	2	2	0	0	5	3.9	
at San Francisco	1/25/14	*	23	1-8	.125	0-3	.000	0-0	.000	2	1	3	2.5	4	0	0	0	0	2	3	3.8	
GONZAGA BULLDOGS	01/29/14	*	17	2-5	.400	1-3	.333	2-2	1.000	0	4	4	2.6	3	0	3	1	0	0	7	4.0	
PORTLAND	02/01/14	*	15	1-4	.250	0-1	.000	2-2	1.000	1	0	1	2.5	2	0	1	1	0	0	4	4.0	
Totals.....			8	365	31-72	.431	8-26	.308	25-34	.735	7	54	61	2.5	38	1	27	19	2	12	95	4.0

Games played: 24
Minutes/game: 15.2
Points/game: 4.0
FG Pct: 43.1
3FG Pct: 30.8
FT Pct: 73.5

Rebounds/game: 2.5
Assists/game: 1.1
Turnovers/game: 0.8
Assist/turnover ratio: 1.4
Steals/game: 0.5
Blocks/game: 0.1

#20 JOHNSON, Denzel

Opponent	Date	GS	Min	---TOTAL---		---3-PTS---		----REBOUNDS----														
				FG-FGA	Pct	3FG-FGA	Pct	FT-FTA	Pct	Off	Def	Tot	Avg	PF	FO	A	TO	Blk	Stl	Pts	Avg	
BETHESDA UNIVERSITY	11/08/13		24	0-4	.000	0-4	.000	4-4	1.000	0	0	0	0.0	1	0	1	1	0	1	4	4.0	
SAN JOSE STATE	11/12/13		33	4-11	.364	0-2	.000	3-4	.750	0	1	1	0.5	2	0	0	4	0	1	11	7.5	
at Cal State Fullerton	11/16/13		30	5-12	.417	0-2	.000	2-3	.667	4	1	5	2.0	2	0	2	2	0	1	12	9.0	
at Notre Dame	11-22-13	*	19	2-4	.500	0-0	.000	0-0	.000	0	1	1	1.8	0	0	1	1	0	1	4	7.8	
NORTH DAKOTA STATE	11/29/13		6	1-3	.333	0-0	.000	0-0	.000	0	0	0	1.4	0	0	1	0	0	0	2	6.6	
RICE	11/30/13		8	0-2	.000	0-0	.000	0-0	.000	0	0	0	1.2	0	0	1	0	0	0	0	5.5	
at Bakersfield	12/5/13		9	1-4	.250	0-1	.000	0-2	.000	0	3	3	1.4	2	0	1	1	0	0	2	5.0	
at Cal Poly	12/7/13		9	0-0	.000	0-0	.000	0-0	.000	0	0	0	1.3	0	0	0	0	0	0	0	4.4	
LA SIERRA	12/14/13		13	6-11	.545	0-1	.000	2-5	.400	2	4	6	1.8	0	0	2	0	0	2	14	5.4	
vs UNLV	12/22/13		5	0-2	.000	0-0	.000	2-2	1.000	0	0	0	1.6	0	0	0	0	0	0	2	5.1	
at Portland	12/30/13		7	0-2	.000	0-1	.000	3-4	.750	0	0	0	1.5	2	0	0	0	0	0	3	4.9	
at Saint Mary's (CA)	01/09/14		1	0-0	.000	0-0	.000	0-0	.000	0	0	0	1.3	0	0	0	0	0	0	0	4.5	
at Pacific	01/11/14		0	0-0	.000	0-0	.000	0-0	.000	0	0	0	1.2	0	0	0	0	0	0	0	4.2	
SAN DIEGO	01/16/14		8	0-1	.000	0-0	.000	0-0	.000	1	1	2	1.3	0	0	0	0	0	0	0	3.9	
BYU	01/18/14		21	2-5	.400	1-1	1.000	0-0	.000	1	1	2	1.3	2	0	1	1	0	2	5	3.9	
GONZAGA BULLDOGS	01/29/14		3	0-0	.000	0-0	.000	0-0	.000	0	0	0	1.3	0	0	0	0	0	0	0	3.7	
Totals.....			1	196	21-61	.344	1-12	.083	16-24	.667	8	12	20	1.3	11	0	10	10	0	8	59	3.7

Games played: 16
Minutes/game: 12.3
Points/game: 3.7
FG Pct: 34.4
3FG Pct: 8.3
FT Pct: 66.7

Rebounds/game: 1.3
Assists/game: 0.6
Turnovers/game: 0.6
Assist/turnover ratio: 1.0
Steals/game: 0.5

#22 CLARKE, Julian

Opponent	Date	GS	Min	---TOTAL---		---3-PTS---		----REBOUNDS----								PF	FO	A	TO	Blk	Stl	Pts	Avg
				FG-FGA	Pct	3FG-FGA	Pct	FT-FTA	Pct	Off	Def	Tot	Avg										
BETHESDA UNIVERSITY	11/08/13		19	3-4	.750	3-4	.750	2-2	1.000	0	1	1	1.0	0	0	0	0	1	0	11	11.0		
SAN JOSE STATE	11/12/13		16	2-5	.400	1-2	.500	0-0	1.000	1	0	1	1.0	2	0	0	0	0	5	8.0			
at Cal State Fullerton	11/16/13		8	0-2	.000	0-0	.000	0-0	.000	0	0	0	0.7	1	0	0	0	0	0	5.3			
at Notre Dame	11-22-13		6	1-2	.500	0-1	.000	0-0	.000	0	1	1	0.8	1	0	0	0	0	2	4.5			
NORTH DAKOTA STATE	11/29/13		16	2-5	.400	1-2	.500	3-6	.500	0	0	0	0.6	2	0	2	0	0	8	5.2			
RICE	11/30/13		16	2-6	.333	1-4	.250	0-0	.000	0	1	1	0.7	0	0	0	0	0	5	5.2			
at Bakersfield	12/5/13		3	0-0	.000	0-0	.000	0-0	.000	0	0	0	0.6	1	0	1	1	0	0	4.4			
at Cal Poly	12/7/13		9	1-1	1.000	0-0	.000	2-2	1.000	0	0	0	0.5	1	0	3	0	0	4	4.4			
LA SIERRA	12/14/13		20	4-8	.500	2-4	.500	3-3	1.000	1	2	3	0.8	3	0	1	0	0	13	5.3			
RADFORD	12/16/13		3	0-0	.000	0-0	.000	0-0	.000	0	1	1	0.8	0	0	0	0	0	0	4.8			
SACRED HEART	12/18/13		5	0-0	.000	0-0	.000	0-0	.000	0	1	1	0.8	1	0	0	0	0	0	4.4			
vs UNLV	12/22/13		2	0-1	.000	0-0	.000	0-0	.000	0	0	0	0.8	0	0	0	0	0	0	4.0			
BYU	01/18/14		1	0-1	.000	0-0	.000	0-0	.000	0	0	0	0.7	0	0	0	0	0	0	3.7			
PORTLAND	02/01/14		3	0-1	.000	0-1	.000	0-0	.000	0	0	0	0.6	2	0	0	0	0	0	3.4			
Totals.....		0	127	15-36	.417	8-18	.444	10-13	.769	2	7	9	0.6	14	0	6	1	2	0	48	3.4		

Games played: 14
 Minutes/game: 9.1
 Points/game: 3.4
 FG Pct: 41.7
 3FG Pct: 44.4
 FT Pct: 76.9

Rebounds/game: 0.6
 Assists/game: 0.4
 Turnovers/game: 0.1
 Assist/turnover ratio: 6.0
 Blocks/game: 0.1

#23 BROWNRIDGE, Jared

Opponent	Date	GS	Min	---TOTAL---		---3-PTS---		----REBOUNDS----								PF	FO	A	TO	Blk	Stl	Pts	Avg
				FG-FGA	Pct	3FG-FGA	Pct	FT-FTA	Pct	Off	Def	Tot	Avg										
BETHESDA UNIVERSITY	11/08/13	*	30	7-12	.583	5-10	.500	6-6	1.000	0	4	4	4.0	1	0	6	0	0	1	25	25.0		
SAN JOSE STATE	11/12/13	*	26	5-8	.625	1-4	.250	4-6	.667	0	1	1	2.5	3	0	3	1	0	0	15	20.0		
at Cal State Fullerton	11/16/13	*	36	6-14	.429	5-9	.556	4-4	1.000	0	0	0	1.7	1	0	2	2	0	0	21	20.3		
at Notre Dame	11-22-13	*	35	5-10	.500	4-8	.500	2-2	1.000	0	1	1	1.5	2	0	3	2	0	0	16	19.3		
NORTH DAKOTA STATE	11/29/13	*	29	6-12	.500	4-9	.444	0-0	.000	0	1	1	1.4	4	0	3	1	0	1	16	18.6		
RICE	11/30/13	*	32	2-7	.286	1-4	.250	1-3	.333	1	5	6	2.2	1	0	2	0	0	1	6	16.5		
at Bakersfield	12/5/13	*	33	3-8	.375	1-2	.500	1-2	.500	1	2	3	2.3	0	5	1	0	1	8	15.3			
at Cal Poly	12/7/13	*	35	1-6	.167	1-5	.200	2-2	1.000	0	1	1	2.1	3	0	0	1	0	0	5	14.0		
LA SIERRA	12/14/13	*	31	8-15	.533	7-14	.500	1-2	.500	0	2	2	2.1	2	0	7	0	1	1	24	15.1		
RADFORD	12/16/13	*	37	7-11	.636	3-5	.600	4-4	1.000	0	3	3	2.2	2	0	2	3	0	0	21	15.7		
SACRED HEART	12/18/13	*	29	0-6	.000	0-3	.000	2-2	1.000	0	1	1	2.1	1	0	1	2	0	0	2	14.5		
vs UNLV	12/22/13	*	34	6-15	.400	3-6	.500	7-8	.875	0	0	0	1.9	0	0	1	2	1	1	22	15.1		
vs USF	12/23/13	*	25	3-6	.500	2-4	.500	2-2	1.000	0	0	0	1.8	3	0	0	0	1	10	14.7			
at GONZAGA BULLDOGS	12/28/13	*	31	5-11	.455	2-4	.500	0-0	.000	2	0	2	1.8	4	0	1	2	0	0	12	14.5		
at Portland	12/30/13	*	35	6-9	.667	3-5	.600	5-6	.833	0	4	4	1.9	0	0	1	0	0	1	20	14.9		
PEPPERDINE	01/02/14	*	38	7-13	.538	4-7	.571	0-0	.000	1	2	3	2.0	1	0	6	0	0	1	18	15.1		
LMU	01/04/14	*	42	9-19	.474	4-11	.364	7-8	.875	1	4	5	2.2	0	0	3	4	0	2	29	15.9		
at Saint Mary's (CA)	01/09/14	*	37	10-16	.625	3-4	.750	0-0	.000	0	6	6	2.4	1	0	0	2	1	0	23	16.3		
at Pacific	01/11/14	*	27	1-7	.143	1-5	.200	4-7	.571	0	3	3	2.4	5	1	0	2	0	0	7	15.8		
SAN DIEGO	01/16/14	*	31	6-9	.667	3-6	.500	4-5	.800	0	1	1	2.4	2	0	3	1	0	0	19	16.0		
BYU	01/18/14	*	37	9-21	.429	4-11	.364	8-8	1.000	0	1	1	2.3	4	0	2	2	0	2	30	16.6		
at San Francisco	1/25/14	*	37	8-14	.571	5-10	.500	9-10	.900	0	3	3	2.3	2	0	1	1	0	2	30	17.2		
GONZAGA BULLDOGS	01/29/14	*	37	2-7	.286	0-1	.000	2-2	1.000	0	2	2	2.3	2	0	3	2	0	0	6	16.7		
PORTLAND	02/01/14	*	37	7-17	.412	2-9	.222	4-4	1.000	0	2	2	2.3	2	0	5	1	0	1	20	16.9		
Totals.....		24	801	129-273	.473	68-156	.436	79-93	.849	6	49	55	2.3	46	1	60	35	3	16	405	16.9		

Games played: 24
 Minutes/game: 33.4
 Points/game: 16.9
 FG Pct: 47.3
 3FG Pct: 43.6
 FT Pct: 84.9

Rebounds/game: 2.3
 Assists/game: 2.5
 Turnovers/game: 1.5
 Assist/turnover ratio: 1.7
 Steals/game: 0.7
 Blocks/game: 0.1

#24 ROQUEMORE, Evan

Opponent	Date	GS	Min	---TOTAL---		---3-PTS---		----REBOUNDS----													
				FG-FGA	Pct	3FG-FGA	Pct	FT-FTA	Pct	Off	Def	Tot	Avg	PF	FO	A	TO	Blk	Stl	Pts	Avg
at Notre Dame	11-22-13		26	2-10	.200	2-5	.400	3-4	.750	2	2	4	4.0	2	0	3	2	0	0	9	9.0
NORTH DAKOTA STATE	11/29/13	*	36	3-10	.300	2-5	.400	3-5	.600	0	3	3	3.5	5	1	7	1	0	2	11	10.0
RICE	11/30/13	*	30	5-13	.385	3-7	.429	4-6	.667	1	1	2	3.0	4	0	4	1	0	0	17	12.3
at Bakersfield	12/5/13	*	35	3-6	.500	2-3	.667	4-7	.571	1	3	4	3.3	1	0	3	2	0	1	12	12.3
at Cal Poly	12/7/13	*	28	5-14	.357	1-5	.200	1-3	.333	1	0	1	2.8	4	0	0	5	0	2	12	12.2
LA SIERRA	12/14/13	*	22	2-5	.400	1-3	.333	1-2	.500	2	4	6	3.3	1	0	6	1	0	1	6	11.2
RADFORD	12/16/13	*	37	3-8	.375	3-5	.600	3-4	.750	0	6	6	3.7	2	0	5	5	0	1	12	11.3
SACRED HEART	12/18/13	*	38	5-13	.385	1-5	.200	6-6	1.000	0	2	2	3.5	3	0	3	6	1	1	17	12.0
vs UNLV	12/22/13	*	29	3-12	.250	1-5	.200	2-2	1.000	0	2	2	3.3	4	0	3	4	0	1	9	11.7
vs USF	12/23/13	*	32	4-13	.308	0-2	.000	0-0	.000	0	1	1	3.1	0	0	5	1	0	1	8	11.3
at GONZAGA BULLDOGS	12/28/13	*	35	5-12	.417	1-6	.167	0-0	.000	0	1	1	2.9	3	0	3	7	2	1	11	11.3
at Portland	12/30/13	*	33	5-12	.417	5-7	.714	5-6	.833	1	3	4	3.0	4	0	6	4	0	0	20	12.0
PEPPERDINE	01/02/14	*	31	5-12	.417	0-3	.000	3-3	1.000	0	8	8	3.4	3	0	2	3	0	0	13	12.1
LMU	01/04/14	*	38	4-10	.400	2-4	.500	0-0	.000	1	4	5	3.5	3	0	5	1	0	0	10	11.9
at Saint Mary's (CA)	01/09/14	*	24	1-5	.200	0-1	.000	0-0	.000	0	4	4	3.5	4	0	2	2	1	2	2	11.3
at Pacific	01/11/14	*	38	5-15	.333	3-7	.429	6-6	1.000	2	1	3	3.5	2	0	1	2	2	2	19	11.8
SAN DIEGO	01/16/14		36	3-8	.375	0-3	.000	4-4	1.000	0	5	5	3.6	2	0	2	3	0	1	10	11.6
at San Francisco	1/25/14		33	3-11	.273	1-4	.250	0-0	.000	0	1	1	3.4	2	0	1	1	0	2	7	11.4
GONZAGA BULLDOGS	01/29/14		33	5-8	.625	4-6	.667	1-1	1.000	0	3	3	3.4	2	0	0	3	1	0	15	11.6
PORTLAND	02/01/14		29	2-6	.333	1-3	.333	0-0	.000	1	2	3	3.4	1	0	6	1	1	0	5	11.3
Totals.....		15	643	73-203	.360	33-89	.371	46-59	.780	12	56	68	3.4	52	1	67	55	8	18	225	11.3

Games played: 20
 Minutes/game: 32.2
 Points/game: 11.3
 FG Pct: 36.0
 3FG Pct: 37.1
 FT Pct: 78.0

Rebounds/game: 3.4
 Assists/game: 3.4
 Turnovers/game: 2.8
 Assist/turnover ratio: 1.2
 Steals/game: 0.9
 Blocks/game: 0.4

#25 McARTHUR, John

Opponent	Date	GS	Min	---TOTAL---		---3-PTS---		----REBOUNDS----													
				FG-FGA	Pct	3FG-FGA	Pct	FT-FTA	Pct	Off	Def	Tot	Avg	PF	FO	A	TO	Blk	Stl	Pts	Avg
BETHESDA UNIVERSITY	11/08/13	*	17	2-4	.500	0-0	.000	0-0	.000	0	1	1	1.0	1	0	1	0	1	2	4	4.0
SAN JOSE STATE	11/12/13	*	17	3-6	.500	0-0	.000	0-0	.000	3	2	5	3.0	2	0	0	0	0	0	6	5.0
at Cal State Fullerton	11/16/13	*	14	1-2	.500	0-0	.000	0-0	.000	2	1	3	3.0	2	0	2	1	0	1	2	4.0
at Notre Dame	11-22-13	*	21	3-8	.375	1-1	1.000	0-0	.000	0	0	0	2.3	2	0	1	0	0	1	7	4.8
NORTH DAKOTA STATE	11/29/13		6	0-2	.000	0-0	.000	0-0	.000	0	0	0	1.8	0	0	0	0	0	0	0	3.8
RICE	11/30/13		18	0-2	.000	0-0	.000	0-0	.000	1	1	2	1.8	4	0	0	0	0	0	0	3.2
SACRED HEART	12/18/13		21	3-7	.429	0-0	.000	1-2	.500	4	8	12	3.3	1	0	3	1	1	1	7	3.7
vs UNLV	12/22/13		25	1-3	.333	1-3	.333	0-0	.000	2	3	5	3.5	5	1	2	1	1	0	3	3.6
vs USF	12/23/13	*	27	3-8	.375	1-4	.250	2-2	1.000	0	4	4	3.6	4	0	1	0	0	1	9	4.2
at GONZAGA BULLDOGS	12/28/13	*	25	2-4	.500	0-1	.000	0-0	.000	0	2	2	3.4	3	0	0	0	1	0	4	4.2
at Portland	12/30/13	*	24	1-4	.250	0-1	.000	0-0	.000	1	1	2	3.3	4	0	1	2	0	2	2	4.0
PEPPERDINE	01/02/14	*	34	2-5	.400	1-1	1.000	0-0	.000	3	2	5	3.4	3	0	0	1	1	0	5	4.1
LMU	01/04/14	*	33	2-9	.222	0-3	.000	0-0	.000	3	5	8	3.8	3	0	3	0	1	2	4	4.1
at Saint Mary's (CA)	01/09/14	*	31	1-4	.250	1-1	1.000	0-0	.000	0	2	2	3.6	2	0	1	0	1	0	3	4.0
at Pacific	01/11/14	*	33	1-8	.125	0-3	.000	0-0	.000	3	3	6	3.8	1	0	2	0	0	1	2	3.9
SAN DIEGO	01/16/14	*	28	2-9	.222	0-1	.000	0-0	.000	2	2	4	3.8	4	0	4	0	1	1	4	3.9
at San Francisco	1/25/14	*	31	2-6	.333	0-0	.000	1-1	1.000	1	2	3	3.8	2	0	0	1	1	0	5	3.9
GONZAGA BULLDOGS	01/29/14	*	25	0-3	.000	0-0	.000	0-0	.000	2	2	4	3.8	1	0	2	0	2	1	0	3.7
PORTLAND	02/01/14	*	15	3-3	1.000	0-0	.000	1-1	1.000	2	0	2	3.7	2	0	0	1	0	0	7	3.9
Totals.....		15	445	32-97	.330	5-19	.263	5-6	.833	29	41	70	3.7	46	1	23	8	11	13	74	3.9

Games played: 19
 Minutes/game: 23.4
 Points/game: 3.9
 FG Pct: 33.0
 3FG Pct: 26.3
 FT Pct: 83.3

Rebounds/game: 3.7
 Assists/game: 1.2
 Turnovers/game: 0.4
 Assist/turnover ratio: 2.9
 Steals/game: 0.7
 Blocks/game: 0.6

#30 PAPANFUS, Andrew

Opponent	Date	GS	Min	---TOTAL---		---3-PTS---		----REBOUNDS----															
				FG-FGA	Pct	3FG-FGA	Pct	FT-FTA	Pct	Off	Def	Tot	Avg	PF	FO	A	TO	Blk	Stl	Pts	Avg		
BETHESDA UNIVERSITY	11/08/13		4	0-2	.000	0-2	.000	0-0	.000	0	1	1	1.0	1	0	0	0	0	0	0	0	0	0.0
at Bakersfield	12/5/13		4	0-1	.000	0-0	.000	0-0	.000	0	0	0	0.5	0	0	0	1	0	0	0	0	0	0.0
at Cal Poly	12/7/13		8	0-0	.000	0-0	.000	0-0	.000	0	0	0	0.3	1	0	0	0	0	0	0	0	0	0.0
LA SIERRA	12/14/13		9	0-1	.000	0-1	.000	0-0	.000	0	1	1	0.5	2	0	0	0	0	0	0	0	0	0.0
RADFORD	12/16/13		12	1-1	1.000	1-1	1.000	0-0	.000	1	1	2	0.8	3	0	1	1	0	1	3	0.6		
SACRED HEART	12/18/13		11	1-1	1.000	0-0	.000	0-0	.000	1	1	2	1.0	0	0	0	0	1	0	2	0.8		
vs UNLV	12/22/13		2	0-0	.000	0-0	.000	0-0	.000	0	1	1	1.0	0	0	0	0	0	0	0	0	0	0.7
BYU	01/18/14		12	0-0	.000	0-0	.000	0-0	.000	1	1	2	1.1	2	0	0	2	0	0	0	0	0	0.6
Totals.....		0	62	2-6	.333	1-4	.250	0-0	.000	3	6	9	1.1	9	0	1	4	1	1	1	5	0.6	

Games played: 8
 Minutes/game: 7.8
 Points/game: 0.6
 FG Pct: 33.3
 3FG Pct: 25.0

Rebounds/game: 1.1
 Assists/game: 0.1
 Turnovers/game: 0.5
 Assist/turnover ratio: 0.3
 Steals/game: 0.1
 Blocks/game: 0.1

#35 GARRETT, Robert

Opponent	Date	GS	Min	---TOTAL---		---3-PTS---		----REBOUNDS----															
				FG-FGA	Pct	3FG-FGA	Pct	FT-FTA	Pct	Off	Def	Tot	Avg	PF	FO	A	TO	Blk	Stl	Pts	Avg		
BETHESDA UNIVERSITY	11/08/13		9	2-3	.667	0-0	.000	2-2	1.000	4	3	7	7.0	2	0	0	1	2	1	6	6.0		
SAN JOSE STATE	11/12/13		9	0-2	.000	0-0	.000	0-0	.000	1	3	4	5.5	3	0	1	1	0	1	0	3.0		
at Cal State Fullerton	11/16/13		7	1-1	1.000	0-0	.000	0-2	.000	1	0	1	4.0	1	0	0	1	0	0	2	2.7		
at Notre Dame	11-22-13		12	1-1	1.000	0-0	.000	0-0	.000	0	1	1	3.3	0	0	0	2	0	2	2	2.5		
NORTH DAKOTA STATE	11/29/13 *		18	2-3	.667	0-0	.000	2-2	1.000	0	1	1	2.8	2	0	0	0	0	0	6	3.2		
RICE	11/30/13 *		4	0-1	.000	0-0	.000	0-0	.000	0	1	1	2.5	0	0	0	0	1	0	0	2.7		
at Bakersfield	12/5/13		7	1-2	.500	0-0	.000	1-3	.333	5	3	8	3.3	1	0	0	2	1	0	3	2.7		
at Cal Poly	12/7/13		1	0-0	.000	0-0	.000	0-0	.000	0	0	0	2.9	1	0	0	0	0	0	0	2.4		
LA SIERRA	12/14/13		12	2-2	1.000	0-0	.000	4-6	.667	2	2	4	3.0	2	0	0	2	1	0	8	3.0		
SACRED HEART	12/18/13		1	0-0	.000	0-0	.000	0-0	.000	0	0	0	2.7	0	0	0	0	0	0	0	2.7		
at GONZAGA BULLDOGS	12/28/13		1	0-0	.000	0-0	.000	0-0	.000	0	0	0	2.5	0	0	0	0	0	0	0	2.5		
at Portland	12/30/13		2	0-0	.000	0-0	.000	0-0	.000	0	0	0	2.3	1	0	0	0	0	0	0	2.3		
PEPPERDINE	01/02/14		8	0-0	.000	0-0	.000	0-0	.000	0	3	3	2.3	1	0	0	0	3	0	0	2.1		
LMU	01/04/14		10	0-2	.000	0-0	.000	1-2	.500	2	0	2	2.3	1	0	1	0	1	1	1	2.0		
at Saint Mary's (CA)	01/09/14		7	0-2	.000	0-0	.000	0-0	.000	0	0	0	2.1	2	0	0	0	1	0	0	1.9		
at Pacific	01/11/14		4	0-0	.000	0-0	.000	0-0	.000	0	0	0	2.0	2	0	0	2	0	0	0	1.8		
SAN DIEGO	01/16/14		4	0-0	.000	0-0	.000	0-0	.000	1	0	1	1.9	0	0	0	0	0	0	0	1.6		
BYU	01/18/14		12	3-3	1.000	0-0	.000	0-0	.000	1	4	5	2.1	3	0	0	0	2	0	6	1.9		
at San Francisco	1/25/14		5	0-1	.000	0-0	.000	0-0	.000	0	0	0	2.0	0	0	0	0	0	0	0	1.8		
GONZAGA BULLDOGS	01/29/14		2	0-0	.000	0-0	.000	0-0	.000	0	0	0	1.9	0	0	0	0	0	0	0	1.7		
Totals.....		2	135	12-23	.522	0-0	.000	10-17	.588	17	21	38	1.9	22	0	2	9	14	3	34	1.7		

Games played: 20
 Minutes/game: 6.8
 Points/game: 1.7
 FG Pct: 52.2
 FT Pct: 58.8

Rebounds/game: 1.9
 Assists/game: 0.1
 Turnovers/game: 0.5
 Assist/turnover ratio: 0.2
 Steals/game: 0.2
 Blocks/game: 0.8

#43 KRATCH, Nate

Opponent	Date	GS	Min	---TOTAL---		---3-PTS---		----REBOUNDS----														
				FG-FGA	Pct	3FG-FGA	Pct	FT-FTA	Pct	Off	Def	Tot	Avg	PF	FO	A	TO	Blk	Stl	Pts	Avg	
BETHESDA UNIVERSITY	11/08/13		21	1-5	.200	0-0	.000	1-2	.500	1	4	5	5.0	1	0	1	3	0	1	3	3.0	3.0
SAN JOSE STATE	11/12/13		11	1-2	.500	1-2	.500	0-0	.000	1	0	1	3.0	0	0	1	1	0	0	0	3	3.0
at Cal State Fullerton	11/16/13		7	1-1	1.000	0-0	.000	0-0	.000	1	1	2	2.7	0	0	0	0	1	0	2	2.7	2.7
at Notre Dame	11-22-13		5	0-3	.000	0-2	.000	0-0	.000	0	1	1	2.3	2	0	0	1	0	0	0	2.0	2.0
NORTH DAKOTA STATE	11/29/13		16	0-3	.000	0-2	.000	0-0	.000	4	1	5	2.8	2	0	1	1	0	1	0	1.6	1.6
RICE	11/30/13		14	2-5	.400	0-2	.000	0-0	.000	1	2	3	2.8	3	0	0	0	3	0	4	2.0	2.0
at Bakersfield	12/5/13	*	26	4-6	.667	3-5	.600	0-0	.000	0	2	2	2.7	4	0	0	2	0	2	11	3.3	3.3
at Cal Poly	12/7/13	*	24	4-9	.444	0-4	.000	3-6	.500	1	6	7	3.3	3	0	0	0	4	0	11	4.3	4.3
LA SIERRA	12/14/13	*	29	3-10	.300	1-5	.200	0-0	.000	1	4	5	3.4	2	0	0	0	2	2	7	4.6	4.6
RADFORD	12/16/13	*	30	3-7	.429	0-2	.000	2-4	.500	4	6	10	4.1	3	0	1	1	0	2	8	4.9	4.9
SACRED HEART	12/18/13	*	12	0-2	.000	0-2	.000	1-2	.500	1	2	3	4.0	2	0	1	0	0	0	1	4.5	4.5
vs UNLV	12/22/13		5	1-1	1.000	0-0	.000	0-0	.000	1	0	1	3.8	3	0	0	0	0	0	2	4.3	4.3
vs USF	12/23/13		14	2-3	.667	2-3	.667	0-0	.000	1	1	2	3.6	4	0	0	0	0	0	6	4.5	4.5
at GONZAGA BULLDOGS	12/28/13		6	1-1	1.000	0-0	.000	0-0	.000	0	2	2	3.5	2	0	1	0	0	0	2	4.3	4.3
at Portland	12/30/13		14	1-4	.250	1-3	.333	0-0	.000	0	3	3	3.5	0	0	0	0	0	0	3	4.2	4.2
PEPPERDINE	01/02/14		1	0-0	.000	0-0	.000	0-0	.000	0	0	0	3.3	0	0	0	0	0	0	0	3.9	3.9
LMU	01/04/14		10	0-2	.000	0-1	.000	0-0	.000	0	1	1	3.1	1	0	1	0	1	0	0	3.7	3.7
at Saint Mary's (CA)	01/09/14		5	0-0	.000	0-0	.000	0-0	.000	0	0	0	2.9	2	0	0	0	2	1	0	3.5	3.5
at Pacific	01/11/14		7	1-2	.500	1-1	1.000	2-2	1.000	1	0	1	2.8	1	0	1	0	0	0	5	3.6	3.6
SAN DIEGO	01/16/14		9	0-0	.000	0-0	.000	0-0	.000	1	1	2	2.8	1	0	0	0	1	0	0	3.4	3.4
BYU	01/18/14		17	2-2	1.000	1-1	1.000	2-2	1.000	0	4	4	2.9	1	0	0	0	1	0	7	3.6	3.6
at San Francisco	1/25/14		4	0-0	.000	0-0	.000	0-0	.000	1	0	1	2.8	2	0	0	0	0	0	0	3.4	3.4
GONZAGA BULLDOGS	01/29/14		18	3-7	.429	0-2	.000	2-3	.667	1	3	4	2.8	3	0	0	2	0	1	8	3.6	3.6
PORTLAND	02/01/14		24	1-3	.333	1-3	.333	0-0	.000	0	4	4	2.9	1	0	1	0	2	0	3	3.6	3.6
Totals.....		5	329	31-78	.397	11-40	.275	13-21	.619	21	48	69	2.9	43	0	8	12	16	10	86	3.6	3.6

Games played: 24
 Minutes/game: 13.7
 Points/game: 3.6
 FG Pct: 39.7
 3FG Pct: 27.5
 FT Pct: 61.9

Rebounds/game: 2.9
 Assists/game: 0.3
 Turnovers/game: 0.5
 Assist/turnover ratio: 0.7
 Steals/game: 0.4
 Blocks/game: 0.7

#44 ATANGA, Yannick

Opponent	Date	GS	Min	---TOTAL---		---3-PTS---		----REBOUNDS----														
				FG-FGA	Pct	3FG-FGA	Pct	FT-FTA	Pct	Off	Def	Tot	Avg	PF	FO	A	TO	Blk	Stl	Pts	Avg	
BETHESDA UNIVERSITY	11/08/13	*	18	1-3	.333	0-0	.000	1-2	.500	2	7	9	9.0	0	0	1	0	2	0	3	3.0	3.0
SAN JOSE STATE	11/12/13	*	16	1-3	.333	0-0	.000	3-6	.500	5	5	10	9.5	3	0	1	0	1	0	5	4.0	4.0
at Cal State Fullerton	11/16/13	*	25	1-4	.250	0-0	.000	1-2	.500	1	4	5	8.0	1	0	0	1	1	2	3	3.7	3.7
at Notre Dame	11-22-13	*	12	1-2	.500	0-0	.000	0-0	.000	2	3	5	7.3	4	0	0	0	2	1	2	3.3	3.3
NORTH DAKOTA STATE	11/29/13		19	0-1	.000	0-0	.000	0-0	.000	1	2	3	6.4	3	0	0	0	2	0	0	2.6	2.6
RICE	11/30/13		16	2-5	.400	0-0	.000	0-0	.000	4	3	7	6.5	4	0	1	1	0	0	4	2.8	2.8
at Bakersfield	12/5/13		18	2-3	.667	0-0	.000	1-5	.200	2	1	3	6.0	1	0	1	0	1	1	5	3.1	3.1
at Cal Poly	12/7/13		9	2-3	.667	0-0	.000	0-0	.000	2	2	4	5.8	0	0	0	0	1	0	4	3.3	3.3
LA SIERRA	12/14/13		19	0-2	.000	0-0	.000	2-2	1.000	0	4	4	5.6	1	0	0	0	1	0	2	3.1	3.1
RADFORD	12/16/13		14	1-2	.500	0-0	.000	2-2	1.000	3	2	5	5.5	3	0	0	0	2	0	4	3.2	3.2
SACRED HEART	12/18/13		12	2-3	.667	0-0	.000	0-0	.000	2	3	5	5.5	4	0	0	0	1	1	4	3.3	3.3
vs UNLV	12/22/13	*	21	1-1	1.000	0-0	.000	0-0	.000	4	0	4	5.3	2	0	0	0	0	0	2	3.2	3.2
vs USF	12/23/13		11	3-4	.750	0-0	.000	0-0	.000	1	1	2	5.1	2	0	0	2	0	0	6	3.4	3.4
at GONZAGA BULLDOGS	12/28/13		17	0-2	.000	0-0	.000	0-0	.000	3	6	9	5.4	2	0	0	1	1	0	0	3.1	3.1
at Portland	12/30/13		19	3-3	1.000	0-0	.000	0-2	.000	0	4	4	5.3	5	1	1	0	0	1	6	3.3	3.3
PEPPERDINE	01/02/14		16	0-2	.000	0-0	.000	1-2	.500	0	2	2	5.1	3	0	0	0	0	0	1	3.2	3.2
LMU	01/04/14	*	24	2-6	.333	0-0	.000	2-2	1.000	1	4	5	5.1	4	0	0	1	1	0	6	3.4	3.4
at Saint Mary's (CA)	01/09/14	*	23	0-0	.000	0-0	.000	0-0	.000	1	4	5	5.1	3	0	0	1	2	0	0	3.2	3.2
at Pacific	01/11/14	*	14	0-1	.000	0-0	.000	1-2	.500	0	2	2	4.9	2	0	0	0	1	0	1	3.1	3.1
SAN DIEGO	01/16/14	*	23	0-0	.000	0-0	.000	1-2	.500	0	4	4	4.9	3	0	0	1	1	1	1	3.0	3.0
BYU	01/18/14	*	14	0-1	.000	0-0	.000	0-0	.000	2	4	6	4.9	4	0	0	0	0	0	0	2.8	2.8
at San Francisco	1/25/14	*	24	4-7	.571	0-0	.000	0-2	.000	3	3	6	5.0	4	0	0	1	0	1	8	3.0	3.0
GONZAGA BULLDOGS	01/29/14	*	22	1-3	.333	0-0	.000	0-0	.000	2	5	7	5.0	3	0	0	0	0	1	2	3.0	3.0
PORTLAND	02/01/14	*	12	1-4	.250	0-0	.000	1-2	.500	0	3	3	5.0	4	0	0	0	0	1	3	3.0	3.0
Totals.....		13	418	28-65	.431	0-0	.000	16-33	.485	41	78	119	5.0	65	1	5	9	20	10	72	3.0	3.0

Games played: 24
 Minutes/game: 17.4
 Points/game: 3.0
 FG Pct: 43.1
 FT Pct: 48.5

Rebounds/game: 5.0
 Assists/game: 0.2
 Turnovers/game: 0.4
 Assist/turnover ratio: 0.6
 Steals/game: 0.4
 Blocks/game: 0.8

CAREER INDIVIDUAL RECORDS

1000 Points Scored

1. Kevin Foster (2008-13).....	2,423
3. Kurt Rambis (1976-80).....	1,736
3. Harold Keeling (1981-85).....	1,731
4. Brian Jones (1996-01).....	1,722
5. Marc Trasolini (2008-13).....	1,699
6. Steve Nash (1992-96).....	1,689
7. Dennis Awtrey (1967-70).....	1,675
7. John Bryant (2005-09).....	1,667
9. Londale Theus (1976-80).....	1,643
10. Ken Sears (1951-55).....	1,586
11. Kyle Bailey (2001-05).....	1,571
12. Evan Roquemore (2010-)... 1,541	
12. Mike Stewart (1970-73).....	1,446
14. Bud Ogden (1966-69).....	1,437
15. Nick Vanos (1981-85).....	1,399
16. Mike Gervasoni (1964-67).....	1,393
17. Travis Niesen (2002-06).....	1,380
18. Jens Gordon (1985-89).....	1,356
19. Marlon Garnett (1993-97).....	1,346
20. Ralph Ogden (1967-70).....	1,280
21. Mitch Burley (1985-89).....	1,258
22. Frank Sobrero (1957-60).....	1,256
23. Ron Reis (1988-92).....	1,246
24. Nathan Fast (1996-00).....	1,182
25. Scott Lamson (1981-85).....	1,120
26. Raymond Cowels III (2009-13).....	1,090
27. Brody Angley (2004-08).....	1,074
28. Dan Weiss (1984-88).....	1,070
29. DeWayne Lewis (1990-94).....	1,032
30. Jim Young (1951-54).....	1,016
31. Glen Hubbard (1972-76).....	1,012

Scoring Average

1. Dennis Awtrey (1967-70).....	19.9
2. Mike Stewart (1970-73).....	18.5
3. Kevin Foster (2008-13).....	18.2
4. Bud Ogden (1966-69).....	18.2
5. Mike Gervasoni (1964-67).....	17.6
6. Kurt Rambis (1976-80).....	16.1
7. Londale Theus (1976-80).....	16.0
8. Ralph Ogden (1967-70).....	15.8
9. Frank Sobrero (1957-60).....	15.7
10. Harold Keeling (1981-85).....	15.2

Field Goals Made

1. Kevin Foster (2008-13).....	771
2. Londale Theus (1976-80).....	712
3. Kurt Rambis (1976-80).....	686
4. Harold Keeling (1981-85).....	675
5. John Bryant (2005-09).....	655
6. Dennis Awtrey (1967-70).....	646
7. Marc Trasolini (2008-13).....	628
8. Brian Jones (1996-01).....	572
9. Nick Vanos (1981-85).....	556
10. Ken Sears (1951-55).....	548

Field Goals Attempted

1. Brian Jones (1996-01).....	1,490
2. Londale Theus (1976-80).....	1,395
3. Kevin Foster (2008-13).....	1,373
4. Kyle Bailey (2001-05).....	1,372
5. Harold Keeling (1981-85).....	1,361
6. Kurt Rambis (1976-80).....	1,316
7. Ken Sears (1951-55).....	1,280
8. Steve Nash (1992-96).....	1,229
9. Mike Gervasoni (1964-67).....	1,210
10. Evan Roquemore (2010-)... 1,190	

Field Goal Percentage

1. Ron Reis (1988-92).....	.606
2. Mike Stewart (1970-73).....	.591
3. Dan Weiss (1984-88).....	.586
4. Dennis Awtrey (1967-70).....	.583
5. John Bryant (2005-09).....	.577
6. Mike Norman (1980-84).....	.558
7. Mark Trasolini (2008-).....	.551
8. Jens Gordon (1985-89).....	.525
9. Gary Hopkins (1979-83).....	.523
10. Kurt Rambis (1976-80).....	.521

Minimum 500 attempts

Three-Pointers Made

1. Kevin Foster (2008-13).....	431
1. Steve Nash (1992-96).....	263
3. Kyle Bailey (2001-05).....	225
4. Raymond Cowels III (2009-13).....	219
5. Marlon Garnett (1993-97).....	217
6. Evan Roquemore (2010-)..... 196	
7. Ethan Rohde (2002-05).....	192
8. Brian Jones (1996-01).....	165
9. Mitch Burley (1985-89).....	137
10. Nathan Fast (1996-00).....	136

Three-Pointers Attempted

1. Kevin Foster (2008-13).....	1,184
2. Kyle Bailey (2001-05).....	679
3. Steve Nash (1992-95).....	656
4. Raymond Cowels III (2009-13).....	584
5. Evan Roquemore (2010-)..... 545	
6. Marlon Garnett (1993-97).....	528
7. Brian Jones (1996-01).....	526
8. Ethan Rohde (2002-05).....	490
9. Mitch Burley (1985-89).....	357
10. Brandon Rohe (2003-07).....	356

Three-Point FG Pct.

1. Steve Nash (1992-96).....	401
2. Marlon Garnett (1993-97).....	398
3. Ethan Rohde (2002-05).....	392
4. Mitch Burley (1985-89).....	384
5. Craig Johnson (1995-98).....	381
6. Justin Holbrook (1998-2002).....	378
7. Rhea Taylor (1988-92).....	378
8. Nathan Fast (1996-00).....	376
9. Raymond Cowels III (2009-13).....	375
10. Brandon Clark (2011-)..... 374	

Min. 2 years/1.0 3FG made per game

Free Throws Made

1. Ken Sears (1951-55).....	470
2. Evan Roquemore (2010-)..... 455	
3. Kevin Foster (2008-13).....	450
4. Brian Jones (1996-01).....	413
5. Bud Ogden (1966-69).....	385
6. Marc Trasolini (2008-13).....	383
7. Dennis Awtrey (1967-70).....	383
8. Harold Keeling (1981-85).....	381
9. Mike Stewart (1970-73).....	376
10. Mike Gervasoni (1964-67).....	371

Free Throws Attempted

1. Ken Sears (1951-55).....	608
2. Kevin Foster (2008-13).....	577
3. Brian Jones (1996-01).....	577
4. Mike Stewart (1970-73).....	564
5. Evan Roquemore (2010-)..... 563	
6. Kurt Rambis (1976-80).....	545
7. Harold Keeling (1981-85).....	543
8. Dennis Awtrey (1967-70).....	536
9. Bud Ogden (1966-69).....	533
10. Marc Trasolini (2008-13).....	517
11. Ron Reis (1988-92).....	517

Free Throw Percentage

1. Steve Nash (1992-96).....	.861
2. Russ Vrankovich (1961-64).....	.858
3. Mitch Burley (1985-89).....	.833
4. Evan Roquemore (2010-)..... 808	
5. Steve Ross (2001-02).....	.806
6. Mike Gervasoni (1964-67).....	.801
7. Larry Dunlap (1964-67).....	.796
8. Eric Paulson (1963-66).....	.795
9. Brandon Clark (2011-).....	.792
10. Londale Theus (1976-80).....	.788

Minimum 2 years / 2.0 per game

Rebounds

1. John Bryant (2005-09).....	1,152
2. Dennis Awtrey (1967-70).....	1,135
3. Kurt Rambis (1976-80).....	1,037
4. Nick Vanos (1981-85).....	876
5. Ron Reis (1988-92).....	851
6. Marc Trasolini (2008-13).....	846
7. Jens Gordon (1985-89).....	814
8. Mike Stewart (1970-73).....	743
9. Ken Sears (1951-55).....	733
10. Rich Montgomery (1954-57).....	694
11. Bud Ogden (1966-69).....	694

Assists

1. Evan Roquemore (2010-)..... 554	
2. Brian Jones (1996-01).....	517
3. Steve Nash (1992-96).....	510
4. Brody Angley (2004-2008).....	506
5. Eddie Joe Chavez (1974-78).....	482
6. Kevin Foster (2008-13).....	464
7. Kyle Bailey (2001-05).....	452
8. Steve Kenilvort (1982-86).....	423
9. John Woolery (1990-94).....	422
10. Harold Keeling (1981-85).....	344

Season records kept only since 1973-74

Blocked Shots

1. John Bryant (2005-09).....	246
2. Marc Trasolini (2008-13).....	176
3. Nick Vanos (1981-85).....	159
4. Jens Gordon (1985-89).....	133
5. Kurt Rambis (1976-80).....	93
6. Yannick Atanga (2010-)..... 82	
7. Robert Garrett (2011-)..... 75	
8. Brendan Graves (1994-96).....	70
9. Mike Norman (1980-84).....	65
10. Rhea Taylor (1988-92).....	63

Season records kept only since 1978-79

Steals

1. Harold Keeling (1981-85).....	263
2. Kevin Foster (2008-13).....	233
3. Brian Jones (1996-01).....	223
4. Kyle Bailey (2001-05).....	196
5. John Woolery (1990-94).....	192
6. Brody Angley (2004-2008).....	173
7. Steve Nash (1992-96).....	147
8. Chris Lane (1984-88).....	142
9. Doron Perkins (2004-05).....	137
10. LaCoby Phillips (1988-92).....	132

Season records kept only since 1978-79

Personal Fouls

1. Jens Gordon (1985-89).....	396
2. Ben Dowdell (2007-11).....	393
3. Kurt Rambis (1976-80).....	366
4. Dan Weiss (1984-88).....	358
5. Mike Norman (1980-84).....	356
6. Jason Sedlock (1992-97).....	344
7. Marc Trasolini (2008-13).....	340
8. Brian Jones (1996-01).....	339
9. John Bryant (2005-09).....	337
10. Todd Wuschnig (1996-00).....	326

Games Played

1. Raymond Cowels III (2009-13).....	137
2. Marc Trasolini (2008-13).....	137
3. Kevin Foster (2008-13).....	133
4. Niyi Harrison (2009-13).....	128
5. Ben Dowdell (2007-).....	128
6. Kyle Bailey (2001-05).....	127
7. Evan Roquemore (2010-)..... 126	
8. John Bryant (2005-09).....	124
9. Brody Angley (2004-2008).....	122
10. Mitch Burley (1985-89).....	122


Games Started

1. Kevin Foster (2008-13).....	125
2. Brian Jones (1996-01).....	116
3. Brody Angley (2004-08).....	111
4. Marc Trasolini (2008-13).....	109
5. Kurt Rambis (1976-80).....	107
6. Evan Roquemore (2010-)..... 106	
7. John Bryant (2005-09).....	106
8. Dan Weiss (1984-88).....	103
9. Steve Kenilvort (1982-86).....	99
10. Ben Dowdell (2007-11).....	98

Minutes Played

1. Kevin Foster (2008-13).....	4,212
2. Evan Roquemore (2010-)..... 4,035	
3. Kyle Bailey (2001-05).....	3,897
4. Marc Trasolini (2008-13).....	3,824
5. Brody Angley (2004-08).....	3,670
6. Steve Kenilvort (1982-86).....	3,633
7. Brian Jones (1996-01).....	3,477
8. Mitch Burley (1985-89).....	3,469
9. Steve Nash (1992-96).....	3,402
10. Harold Keeling (1981-85).....	3,317

Bold - current player



Steve Nash

FRESHMAN RECORDS

Points

1. Kevin Foster (2008-09).....	486
2. Evan Roquemore (2010-11).....	446
3. Kurt Rambis (1976-77).....	414
4. Jared Brownridge (2013-14).....	405
5. Robert Smith (2009-10).....	387
6. Brian Jones (1996-97).....	375
7. James Rahon (2008-09).....	361
8. Londale Theus (1976-77).....	356
9. Vester Robinson (1973-74).....	341
10. Mark McNamara (1977-78).....	332

Scoring Average

Jared Brownridge (2013-14).....	16.9
1. Kurt Rambis (1976-77).....	15.3
2. Kevin Foster (2008-09).....	14.7
3. Brian Jones (1996-97).....	13.9
4. Londale Theus (1976-71).....	13.1
5. Vestor Robinson (1973-74).....	12.6
6. Robert Smith (2009-10).....	12.1
7. Evan Roquemore (2010-11).....	11.7
8. Korky Nelson (1975-76).....	11.5
9. Mark McNamara (1977-78).....	11.4
10. James Rahon (2008-09).....	11.3

Rebounds

1. Kurt Rambis (1976-77).....	313
2. Mark McNamara (1977-78).....	197
3. John Bryant (2005-06).....	180
4. Michael Norman (1980-81).....	170
5. Dan Malane (1974-75).....	160
6. Yannick Atanga (2011-12).....	159
7. Niyi Harrison (2009-10).....	146
8. Marc Trasolini (2008-09).....	143
9. Jordan Legge (2001-02).....	141
10. Evan Roquemore.....	137

Field Goals Made

1. Kurt Rambis (1976-77).....	167
2. Kevin Foster (2008-09).....	163
3. Londale Theus (1976-77).....	144
4. Mark McNamara (1977-78).....	143
5. Vestor Robinson (1973-74).....	140
6. Jared Brownridge (2013-14).....	129
Robert Smith (2009-10).....	129
7. Brian Jones (1996-97).....	123
8. Korky Nelson (1975-76).....	120
10. James Rahon (2008-09).....	118

Field Goals Attempted

1. Kevin Foster (2008-09).....	396
2. Robert Smith (2009-10).....	375
3. Kurt Rambis (1976-77).....	317
4. Brian Jones (1996-97).....	316
5. Evan Roquemore (2010-11).....	311
6. James Rahon (2008-09).....	287
7. Jared Brownridge (2013-14).....	273
8. Londale Theus (1976-77).....	257
9. Kyle Bailey (2000-01).....	251
10. Brandon Rohe (2002-03).....	250

Field Goal Percentage (Minimum 50 made)

1. Marc Trasolini (2008-09).....	.681
2. Jens Gordon (1985-86).....	.626
3. Mark McNamara (1977-78).....	.624
4. Jordan Legge (2001-02).....	.619
5. John Bryant (2005-06).....	.590
6. Korky Nelson (1975-76).....	.580
7. Vester Robinson (1973-74).....	.567
8. Londale Theus (1976-77).....	.560
9. Scott Lamson (1981-82).....	.529
10. Kurt Rambis (1976-77).....	.527

Three-Pointers Made

1. Kevin Foster (2008-09).....	85
2. Jared Brownridge (2013-14).....	68
3. James Rahon (2008-09).....	59
4. Evan Roquemore (2010-11).....	57
5. Brandon Rohe (2002-03).....	51
6. Steve Nash (1992-93).....	49
7. Raymond Cowels III (2009-10).....	46
8. Kyle Bailey (2000-01).....	44
9. Calvin Johnson (2005-06).....	41
10. Robert Smith (2009-10).....	40

Three-Pointers Attempted

1. Kevin Foster (2008-09).....	232
2. Jared Brownridge (2013-14).....	156
3. Raymond Cowels III (2009-10).....	146
4. James Rahon (2008-09).....	145
Brandon Rohe (2002-03).....	145
6. Evan Roquemore (2010-11).....	144
7. Robert Smith (2009-10).....	140
8. Kyle Bailey (2000-01).....	135
9. Calvin Johnson (2005-06).....	122
10. Steve Nash (1992-93).....	120

Three-Point FG Pct. (Minimum 20 made)

Jared Brownridge (2013-14).....	436
1. Steve Nash (1992-93).....	408
2. James Rahon (2008-09).....	407
3. Evan Roquemore (2010-11).....	396
4. Brody Angley (2004-05).....	393
5. Andy Karich (1990-91).....	391
6. Brandon Clark (2011-12).....	381
7. Kevin Foster (2008-09).....	366
8. Brandon Rohe (2002-03).....	352
9. Calvin Johnson (2005-06).....	336
10. Brian Jones (1996-97).....	326
Kyle Bailey (2000-01).....	326

Free Throws Made

1. Evan Roquemore (2010-11).....	159
2. Brian Jones (1996-97).....	98
3. Robert Smith (2009-10).....	89
4. Kurt Rambis (1976-77).....	80
5. Jared Brownridge (2013-14).....	79
Kevin Foster (2008-09).....	75
7. Brandon Rohe (2002-03).....	73
8. Michael Norman (1980-81).....	69
9. Londale Theus (1976-77).....	68
10. James Rahon (2008-09).....	66

Free Throws Attempted

1. Evan Roquemore (2010-11).....	193
2. Brian Jones (1996-97).....	142
3. Robert Smith (2009-10).....	127
4. Kurt Rambis (1976-77).....	125
5. Niyi Harrison (2009-10).....	106
6. Ben Dowdell (2007-08).....	105
7. Mark McNamara (1977-78).....	98
8. Michael Norman (1980-81).....	95
9. Jared Brownridge (2013-14).....	93
Vestor Robinson (1973-74).....	93
Brandon Rohe (2002-03).....	93

Free Throw Percentage (Minimum 30 made)

Jared Brownridge (2013-14).....	849
1. Steve Nash (1992-93).....	825
2. Evan Roquemore (2010-11).....	824
3. Brandon Clark (2011-12).....	814
4. Mitch Burley (1985-86).....	800
5. Raymond Cowels III (2009-10).....	787
6. Brandon Rohe (2002-03).....	785
7. Londale Theus (1976-77).....	782
8. Kevin Foster (2008-09).....	781
9. Kyle Bailey (2000-01).....	778
10. James Rahon (2008-09).....	776

Assists (Records kept since 1972-73)

1. Evan Roquemore (2010-11).....	139
2. Brian Jones (1996-97).....	119
3. Robert Smith (2009-10).....	97
4. Melvin Chinn (1988-89).....	90
5. Kyle Bailey (2000-01).....	84
6. Kevin Foster (2008-09).....	83
7. Brody Angley (2004-05).....	81
8. Steve Kenilvort (1982-83).....	77
9. Brandon Clark (2011-12).....	68
10. Mitch Burley (1985-86).....	67
Steve Nash (1992-93).....	67
Brandon Rohe (2002-03).....	67

Steals

1. Steve Kenilvort (1982-83).....	49
2. Brian Jones (1996-97).....	45
3. Kevin Foster (2008-09).....	42
4. Evan Roquemore (2010-11).....	36
5. Harold Keeling (1981-82).....	34
6. Robert Smith (2009-10).....	33
7. Brody Angley (2004-05).....	31
8. John Woolery (1990-91).....	30
9. Brandon Rohe (2002-03).....	28
10. Melvin Chinn (1988-89).....	27

Blocked Shots (Records kept since 1979-80)

1. Marc Trasolini (2008-09).....	37
John Bryant (2005-06).....	37
3. Michael Norman (1980-81).....	32
4. Jens Gordon (1985-86).....	25
5. Yannick Atanga (2011-12).....	24
6. Niyi Harrison (2009-10).....	21
7. Robert Garrett (2011-12).....	20
8. Sean Denison (2003-04).....	19
9. Nick Vanos (1981-82).....	15

Minutes Played

1. Evan Roquemore (2010-11).....	1,192
2. Robert Smith (2009-10).....	1,049
3. Kevin Foster (2008-09).....	1,012
4. Ben Dowdell (2007-08).....	890
5. James Rahon (2008-09).....	863
6. Kyle Bailey (2000-01).....	842
7. Kurt Rambis (1976-77).....	827
8. Steve Kenilvort (1982-83).....	805
9. Jared Brownridge (2013-14).....	801
10. Brian Jones (1996-97).....	799

Bold - 2013-14 Player

Game Records

Points: 34, Brian Jones vs. Marquette (11-29-96)

Rebounds: 22, Kurt Rambis vs. Saint Mary's (2-5-77)

Field Goals Made: 12, Brian Jones vs. Marquette (11-29-96)

Three-Pointers Made: 7, Jared Brownridge vs. La Sierra (12-14-13)

Free Throws Made: 10, Evan Roquemore vs. Northern Colorado (11-23-10); 10, Jordan Legge vs. San Jose State (11-27-01)

Assists: 10, Brian Jones, twice; last vs. USF (1-24-97)

Steals: 7, Harold Keeling vs. USF (2-6-82)

Blocked Shots: 10, Kurt Rambis vs. USF (1-29-77)