

BYU BASKETBALL

Kyle Chilton, BYU Athletic Communications | O: (801) 422-4909 | C: (801) 372-2080 | kyle_chilton@byu.edu | facebook.com/byubasketball, @byubasketball

BYU 2012-13 SCHEDULE

O24	Wed	Cougar Tipoff (Ex)		84-70
O26	Fri	SE Okla. State (Ex)	BYUtv	W, 103-57
N3	Sat	Findlay (Ex)	BYUtv	W, 90-61
N9	Fri	Tennessee State#	BYUtv	W, 81-66
N13	Tue	Georgia State#	BYUtv	W, 80-62
N16	Fri	vs. Florida State#	truTV	L, 70-88
N17	Sat	vs. Notre Dame#	truTV	L, 68-78
N21	Wed	UT-San Antonio	BYUtv	W, 81-62
N24	Sat	Cal State Northridge	BYUtv	W, 87-75
N28	Wed	vs. Montana^	BYUtv	7 p.m.
D1	Sat	at Iowa State	Cyclones.tv	1 p.m.
D5	Wed	Utah State	BYUtv	7 p.m.
D8	Sat	Utah	BYUtv	7 p.m.
D15	Sat	at Weber State	BYUtv	7 p.m.
D18	Tue	Eastern New Mexico	BYUtv	7 p.m.
D21	Fri	at Baylor	ESPN2	8 p.m.
D27	Thu	Northern Arizona	BYUtv	7 p.m.
D29	Sat	vs. Virginia Tech^	ESPNU	12 p.m.
J3	Thu	Loyola Marymount*	BYUtv	7 p.m.
J5	Sat	at San Francisco*	BYUtv	7 p.m.
J10	Thu	Pepperdine*	BYUtv	7 p.m.
J12	Sat	at Santa Clara*	TWC	1:30 p.m.
J16	Wed	Saint Mary's*	ESPNU	9 p.m.
J19	Sat	San Diego*	BYUtv	7 p.m.
J24	Thu	at Gonzaga*	ESPN2	8 p.m.
J26	Sat	at Portland*	ESPNU	7:30 p.m.
J31	Thu	at Pepperdine*	TWC	7 p.m.
F2	Sat	Santa Clara*	BYUtv	7 p.m.
F7	Thu	at San Diego*	BYUtv	7 p.m.
F9	Sat	San Francisco*	BYUtv	7 p.m.
F16	Sat	Portland*	BYUtv	7 p.m.
F21	Thu	at Saint Mary's*	ESPN2	8 p.m.
F28	Thu	Gonzaga*	ESPN2	9 p.m.
M2	Sat	at Loyola Marymount*	ESPNU	8 p.m.
M6-11	WCC Championships		ESPNU/ESPN2/ESPN	

All times local to site

Acura Coaches vs. Cancer Classic

^ at EnergySolutions Arena

* West Coast Conference game



MONTANA (3-1, 0-0 BIG SKY) GRIZZLIES


Head Coach Wayne Tinkle
Alma Mater Montana, 2005
Division I Career Record . . . 119-72 (7th)
Record at Montana Same

GAME INFORMATION

TV BYUtv
TV Talent . . . Dave McCann (play-by-play)
. Blaine Fowler (analysts)
. Robbie Bullough (reporter)
Live Video byutvsports.com
Radio KSL 102.7 FM / 1160 AM
. BYU Radio - Sirius XM 143
Radio Talent . . Greg Wrubell (play-by-play)
. Mark Durrant (analyst)
Live Audio KSL.com
Live Stats BYUcougars.com

SERIES INFORMATION

Series Record BYU leads 23-10
Last Meeting . . . Montana won 76-72, 12/9/77
H/A/N 12-2/10-5/1-3



BYU (4-2, 0-0 WCC) COUGARS

Head Coach Dave Rose
Alma Mater Houston, 1983
Division I Career Record . . 189-56 (8th)
Record at BYU Same

BYU STORYLINES

- Tyler Haws has opened the 2012-13 season with six-consecutive 20-point games, the longest streak of 20-point games since 2010-11 when Jimmer Fredette ended the season with 22-straight 20-point games. Last season Noah Hartssock and Brandon Davies had streaks of three-consecutive 20-point games.
- Matt Carlino and Josh Sharp came off the bench for the first time this season against Cal State Northridge. Carlino had 8 points and 6 assists and Sharp scored a career-best 9 points and tied a career high with 2 blocks.
- Wednesday's game against Montana is BYU's first of two at EnergySolutions Arena. The Cougars also face Virginia Tech in Salt Lake on Dec. 29. Following Wednesday's game the Cougars will play at Iowa State on Saturday and then take on in-state foes Utah State, Utah and Weber State.

BYU'S PROJECTED STARTING LINEUP



#2 | Craig Cusick
Guard
6-2 | 185 | Sr.
Orem, Utah
Orem HS

GP/GS	MPG	Pts	Reb	Ast	Stl	FG%	3PT%	FT%
6/1	25.0	6.0	3.2	2.8	0.8	.375	.368	.556

Last Game: Started for the first time in 2012-13 against Cal State Northridge and totaled 5 points, 3 rebounds, 2 assists and a steal in 33 minutes
Notes: Has posted 2-plus assists in every game and hit at least one 3-pointer in every game



#13 | Brock Zylstra
Guard
6-6 | 210 | Sr.
La Verne, Calif.
Bonita HS

GP/GS	MPG	Pts	Reb	Ast	Stl	FG%	3PT%	FT%
6/6	28.7	9.7	4.2	2.8	1.3	.426	.423	.875

Last Game: Posted season highs of 14 points, 7 rebounds and 5 assists vs. Cal State Northridge
Notes: Has hit a three in each game this season, including 2 threes in five of six games ... has scored in double figures four times



#3 | Tyler Haws
Guard
6-5 | 200 | So.
Alpine, Utah
Lone Peak HS

GP/GS	MPG	Pts	Reb	Ast	Stl	FG%	3PT%	FT%
6/6	34.2	23.3	6.7	3.2	1.2	.500	.409	.939

Last Game: Scored a career-high 32 points vs. Cal State Northridge and hit a career-best 12 of 12 from the free throw line ... scored 10 of BYU's last 14 points
Notes: Has scored 20-plus points in each of BYU's first six games and has led the team in scoring four times



#5 | Agustin Ambrosino
Forward
6-8 | 225 | Jr.
Cordoba, Argentina
Salt Lake CC

GP/GS	MPG	Pts	Reb	Ast	Blk	FG%	3PT%	FT%
6/1	7.3	1.8	1.2	0.3	0.3	.400	.333	.000

Last Game: Made his first career start vs. Cal State Northridge and scored 2 points and grabbed 1 rebound in 7 minutes
Notes: Has hit three 3-pointers and has season highs of 6 points, 3 rebounds and 2 assists



#0 | Brandon Davies
Forward
6-9 | 235 | Sr.
Provo, Utah
Provo HS

GP/GS	MPG	Pts	Reb	Ast	Blk	FG%	3PT%	FT%
6/6	25.7	18.2	7.3	2.7	1.8	.574	1.000	.769

Last Game: Totaled 12 points, 8 boards, 3 assists, 1 steal and 1 block vs. Cal State Northridge
Notes: Named preseason All-WCC and to the Wooden Award Preseason Top 50 ... has scored in double figures in 13-straight games dating back to last season

OFF THE BENCH

No.	Name	Pos.	Ht.	Wt.	Yr.	Pts.	Reb.	Hometown (Previous School)	Notes
1	Raul Delgado	G	6-2	195	Jr.	0.5	1.0	Chihuahua, Mexico (Western Neb. CC)	Did not play vs. Cal State Northridge
10	Matt Carlino	G	6-2	175	So.	5.3	3.0	Scottsdale, Ariz. (Bloomington South HS)	Totaled 8 points, 6 assist and 1 steal vs. Cal State Northridge
12	Josh Sharp	F	6-7	185	So.	5.8	4.7	Highland, Utah (Utah)	Scored a career-high 9 points and added 2 blocks vs. Cal State Northridge
20	Anson Winder	G	6-3	195	So.	0.3	0.0	Las Vegas, Nev. (Bishop Gorman HS)	Played 7 minutes vs. Cal State Northridge
23	Cory Calvert	G	6-3	185	Fr.	1.8	0.4	Parker, Colo. (Chaparral HS)	Did not play vs. Cal State Northridge
30	Cooper Ange	G	6-0	175	Fr.	—	—	Wellesley, Mass. (Wellesley HS)	Is redshirting in 2012-13
33	Nate Austin	F	6-11	230	So.	3.5	4.7	Alpine, Utah (Lone Peak HS)	Had 3 points, 5 rebounds and a block vs. Cal State Northridge
42	Ian Harward	C	6-11	215	Fr.	2.2	1.0	Orem, Utah (Orem HS)	Has totaled 13 points in BYU's last three games after totaling 0 in first three games

BYU VS. MONTANA

Overall Series Record: BYU leads 23-10
 BYU Record in Provo: 12-2
 BYU Record at Montana: 10-5
 BYU Record at Neutral Sites: 1-3
 BYU Record under Dave Rose: 0-0

Last 5 games vs. Montana

1-6-62	at Montana	63-59	W
1-22-62	Montana	80-66	W
2-2-63	Montana	83-80	W
1-2-64	at Montana	89-65	W
12-9-77	Montana*	72-76	L

Montana's projected starting lineup

No.	Name	Ht.	Pos.	Ppg	Rpg
40	Mathias Ward	6-7	F	15.8	2.3
32	Kareem Jamar	6-5	F	13.0	5.3
45	Eric Hutchinson	6-9	C	1.5	1.3
10	Jordan Gregory	6-2	G	7.3	2.5
20	Keron DeShields	6-2	G	8.5	2.5

Montana's last game

W, 67-66 vs. San Diego, 11/24/12

BYU	CATEGORY	MONTANA
4-2, 0-0	W-L	3-1, 0-0
6-4	Last 10	8-2
3-2	Last 5	3-2
77.8	PPG	70.0
71.8	Opp PPG	63.5
+6.0	Margin	+6.5
.454	FG%	.492
.424	FG% Def	.396
.320	3FG%	.465
5.5	3FG/Game	8.3
.337	Opp 3FG%	.316
.773	FT%	.747
40.8	RPG	28.8
34.3	Opp RPG	35.2
+6.5	Margin	+6.5
18.7	Assist/Game	12.5
14.0	TO/Game	13.5
14.7	Opp TO/Game	12.3
+0.7	Margin	-1.2
6.7	Steals/Game	4.3
4.3	Blocks/Game	4.5

BY THE NUMBERS

- 2** Dave Rose and the Cougars have the second-longest current streak of consecutive 25-win campaigns at six (2006-07 to 2011-12). Only Bill Self and Kansas, owners of seven-consecutive 25-win seasons (2005-06 to 2011-12), have a longer current streak.
- 3** Brandon Davies picked up where he left off last season, taking six charges in the first six games, including a season high of three vs. Tennessee State. He has now taken 37 charges since the beginning of last season. Nate Austin has taken two charges this season after drawing 29 offensive fouls last season.
- 6** The Cougars have won 25-plus games and advanced to the NCAA Tournament for six-straight seasons (2006-07 to 2011-12). Both streaks are program records.
- 10** Matt Carlino opened the 2012-13 season with 10 assists vs. Tennessee State, one off his career high of 11 set last season vs. Buffalo. With seven assists vs. Georgia State, he had 17 in the first two games of the season — the most assists in a two-game stretch in his career.
- 14** Brandon Davies registered his first double-double of the season with 22 points and 10 rebounds vs. UTSA. He now has 14 career double-doubles, including nine last season.
- 20** BYU posted 20-plus assists in consecutive games to start the season with 20 vs. Tennessee State and 21 vs. Georgia State. The last time the Cougars posted back-to-back 20 assist games was Jan. 7 and Jan. 14, 2012, against San Francisco and Santa Clara. Last season BYU averaged 17.1 assists per game, the sixth best average in NCAA Division I basketball. This season the Cougars are averaging 18.7 assists per game.
- 23.3** Tyler Haws has opened the 2012-13 season with six-straight 20-point games. He is averaging 23.3 points per game while shooting .500 from the field, .409 from three and .939 from the free throw line.
- 50** Tyler Haws ended his freshman year by making his final 48 free throw attempts, a BYU record for charity-stripe shots without a miss. He extended the streak to 50 with two makes in the first half against Tennessee State. The streak ended with a miss in the second half but he made his last six to finish 8 of 9.
- 189** Dave Rose (2005 to present) is second all-time in BYU basketball history with 189 career victories, behind only the great Stan Watts, who coached the Cougars to 371 wins from 1949 to 1972 and was inducted into the Naismith Memorial Basketball Hall of Fame in 1986.
- 1,152** Last season Brandon Davies became the 44th Cougar to score 1,000 career points and by the end of the season had climbed to 42nd all-time. With 12 points vs. Cal State Northridge he passed Doug Howard and Elwood Romney to become 30th all-time and is four points from tying Kari Liimo for 29th.

IN THE RECORD BOOKS

Career Rebounds

Name (Years)	GP	Rebounds
1. Michael Smith (1983-84, 86-89)	122	922
2. Kresimir Cosic (1970-73)	79	919
2. Alan Taylor (1976-80)	110	919
...		
23. Tom Gneiting (1984-87)	92	612
24. Roy Thacker (1956-59)	74	607
25. Gary Trost (1987-88, 90-93)	114	600
26. Dave Eastis (1958-61)	69	597
26. Brandon Davies (2009-present)	104	597

6. Jeff Chatman (1984-88)	122	107
6. Trent Plaisted (2004-08)	103	107
8. Lee Cummarid (2005-09)	131	106
9. Brandon Davies (2009-present)	104	99

Career Points

Name (Years)	GP	Points
1. Jimmer Fredette (2007-11)	139	2599
2. Danny Ainge (1977-81)	118	2467
3. Michael Smith (1983-84, 86-89)	122	2319
...		
26. Noah Hartsock (2008-12)	134	1191
27. Joe Richey (1950-53)	89	1177
28. Randy Reid (1992-96)	125	1170
29. Kari Liimo (1966-69)	76	1156
30. Brandon Davies (2009-present)	104	1152

Career Blocks

Name (Years)	GP	Blocks
1. Greg Kite (1979-83)	112	208
2. Shawn Bradley (1990-91)	34	177
2. Noah Hartsock (2008-11)	129	177
4. Russell Larson (1991-95)	100	166
5. Alan Taylor (1976-80)	110	119

LAST TIME OUT – HAWS LEADS BYU TO WIN OVER CAL STATE NORTHRIDGE

PROVO, Utah – BYU, led by Tyler Haws's career-high 32 points, handed Cal State Northridge its first loss of the season 87-75 Saturday in front of a sellout Marriott Center crowd. The Cougars are now 4-2 while the Matadors are 6-1.

The Cougar sophomore netted 17 of his points in the first half on four field goals and 8 of 8 shooting from the free throw line. In the second half Haws shot 5 of 8 from the field and 4 of 4 from the line for 15 points. His jumper with 3:44 to go put BYU ahead 75-74 and he scored eight more down the stretch to help seal the victory.

Senior guard Brock Zylstra added season highs of 14 points, seven rebounds and five assists and sunk a pair of 3-pointers within a minute of each other in the second half to give BYU leads of 70-64 and 73-66.

Brandon Davies added 12 points and a team-high eight rebounds to go with three assists, a block and a steal. Chipping in at key times in the second half were Cougars Craig Cusick and Josh Sharp. Cusick came from behind for a blind steal in the early minutes of the second half, which led to Haws' trey giving BYU a 53-46 margin.

Sharp gave BYU a 10-point lead with a put back off a Brandon Davies miss to make the score 65-55, then blocked a Matador shot less than a minute later. Sharp and Matt Carlino were on the bench at the start of the game as Rose broke a five-game pattern starting Agustin Ambrosino and Cusick instead.

The two teams traded leads in the early minutes of the game, with CSUN claiming a four-point lead, at 14-10 when freshman Brandon Perry converted an offensive board to a field goal. The Matadors led for much of the first half until Zylstra tied the score at 32-all off a pair of free throws with 5:46 remaining before the break.

After another tie Haws gave BYU a lead it would hold the rest of the half with a pair of makes from the charity stripe. Haws added four more free throws to help the Cougars to their biggest lead of the half at 43-34 with 1:58 to go. BYU entered the break with a 46-40 lead.

The Matadors opened the second half with a 6-0 run to tie the score at 46-all before Davies ended the run with a jumper. Minutes later Davies started a 7-0 Cougar run that gave BYU its first double-digit lead at 64-53 with 12:05 to go.

CSUN refused to go quietly as the Matadors used an 8-0 run to take their only lead of the second half at 74-73 with 4:01 to go.

A Haws jumper 17 seconds later gave the lead back to BYU and started a 14-1 run to end the game. Haws shot 3 of 3 from the field and 4 of 4 from the free throw line to score 10 of the Cougars' 14 during the run.

QUICK FACTS

University Information

Location: Provo, Utah 84602
 Elevation: 4,553 feet
 Enrollment: 32,955 (Daytime)
 Founded: October 15, 1875
 Owned: The Church of Jesus Christ of Latter-day Saints
 Nickname: Cougars
 Mascot: Cosmo
 Colors: Blue and White
 Arena (capacity): Marriott Center (21,000)
 Conference: West Coast Conference
 President: Cecil O. Samuelson (Utah, 1966)
 Athletic Director: Tom Holmoe (BYU, 1983)
 Athletic Website: BYUCougars.com
 Tickets: (801) 422-BYU1 or (800) 322-BYU1

2012-13 Preview

Lettermen Returning/Lost: 8/6
 Newcomers: 4
 Returning Redshirt Freshmen: 1
 Starters Returning/Lost: 4/2*
 Returning Points: 56.9% (1,552 of 2,727 points)
 Returning Rebounds: 66.1% (890 of 1,347 rebounds)
 Returning Assists: 69.1% (414 of 599 assists)
 Returning Blocks: 53.2% (82 of 154 blocks)
 Returning Minutes: 63.4% (4,439 of 7,000 minutes)
 *Includes Tyler Haws, who started as a freshman

2011-12 Review

Overall Record: 26-9
 Conference Record/Finish: 12-4 (3rd)
 2012 Postseason: (1-1) Lost, NCAA Second Round (Louisville) vs. Marquette, 68-88
 2012 Final National Ranking: NR/NR

BYU Coaching Staff

Head Coach: Dave Rose
 Alma Mater (year): Houston (1983)
 Record at School (years): 189-56 (8th year)
 Career Division I Record (years): same
 Basketball Office Fax: (801) 422-5965
 Assistant Coaches (Alma Mater, year)
 Terry Nashif (BYU, 2005)
 Tim LaComb (Utah, 2006)
 Mark Pope (Kentucky, 1996)
 Dir. of Basketball Operations: Mike Hall (BYU, 2005)
 Coord. of Player Development: Garrett Faucette (BYU, 2008)

BYU History

First Year of Basketball: 1903
 Overall All-Time Record: 1670-1016 (.622)
 Winning Seasons: 85 (last 2012)
 Regular Season Conf. Championships: 29 (last 2011)
 Postseason Appearances (record): 37 (26-37)
 Total NCAA Appearances (record): 27 (15-29)
 Last NCAA Appearance: 2012
 First Round: W vs. No. 14 seed Iona, 78-72
 Second Round: L vs. No. 3 seed Marquette, 68-88
 Total NIT Appearances (Record): 10 (12-8)
 Last NIT Appearance: 2006
 Result: (0-1) lost at Houston, 77-67

2012-13 STORYLINES AND NOTES

Player notes

- Tyler Haws is ranked in the top 15 in 11 of the 13 statistical categories tracked by the West Coast Conference. He is the only player in the WCC among the top 15 in all of the following categories: scoring, rebounding, assists, assist/turnover ratio, field goal percentage, free throw percentage, 3-point field goal percentage and 3-point field goals made.
- Craig Cusick and Agustin Ambrosino made their first starts of the season, replacing Matt Carlino and Josh Sharp in the starting five. For Cusick it was his fourth career start and for Ambrosino his first. Dave Rose had started the same five the first five games of the season (Carlino, Zylstra, Haws, Sharp and Davies).
- Tyler Haws's 32 points against Cal State Northridge are the most points by a BYU player since Jimmer Fredette scored 32 Florida in the NCAA Tournament on March 24, 2011. The only other Cougar to score 30 or more since Fredette was Matt Carlino, who scored 30 at San Francisco last season on Feb. 16, 2012.

Fast start for Tyler Haws

Tyler Haws is off to one of the best starts to a season in the history of BYU basketball. With 32 points against Cal State Northridge, he has scored 20-plus points in the first six games to start the 2012-13 season, the second best such streak in program history. Only Devin Durrant started a season with more consecutive 20-point games, seven in 1983-84. Haws has a chance to tie the record on Wednesday vs. Montana. What makes Haws's start even more impressive is that he's the only sophomore on the list and he returned in April from a two-year mission for The Church of Jesus Christ of Latter-day Saints in the Philippines.

Name	Class	Season	Consecutive 20-Point Games (point totals)
Devin Durrant	Senior	1983-84	7 (28, 35, 20, 35, 23, 33, 27)
Tyler Haws	Sophomore	2012-13	6 (22, 22, 23, 21, 20, 32)
Danny Ainge	Senior	1980-81	5 (24, 22, 22, 29, 29)
Kresimir Cosic	Junior	1971-72	5 (30, 31, 33, 23, 30)
Michael Smith	Senior	1988-89	5 (24, 29, 30, 33, 20)

Davies does it all

Brandon Davies stuffed the stat sheet in the opener against Tennessee State, tallying 16 points, 7 rebounds, 3 assists, 4 blocks and 2 steals while drawing 3 charges. He did it again vs. Georgia State with 28 points, 9 rebounds, 3 assists, 3 blocks and 2 steals. Through six games he is averaging 18.2 points, 7.3 rebounds, 2.7 assists, 1.8 blocks and 0.8 steals. Last season he became the second Cougar in history to average at least one of everything (points, rebounds, assists, steals and blocks). Russell Larson is the only other BYU player to produce a 'one of everything' season and did so twice, in 1993-94 and 1994-95 (blocks and steals were not tracked until the 1977-78 season).

Dave Rose

BYU head coach Dave Rose has led BYU to its most successful eight-year run since taking over in 2005. His career record of 189-56 ranks him second in BYU history in total victories and first in winning percentage (.771). Rose has been named conference coach of the year three times, district coach of the year twice and has guided the Cougars to four conference titles, six NCAA Tournament appearances and six 25-win seasons. In 2010 he led BYU to its first NCAA Tournament win in 17 years and the Cougars have also won at least one tournament game in the two seasons since, including a trip to the Sweet 16 in 2011.

Rose among the nation's best

Dave Rose is fifth in career winning percentage among active NCAA Division I head coaches (as of 11/25/12).

Coach	Yrs.	W	L	Pct.	Coach	Yrs.	W	L	Pct.
1. Roy Williams, UNC	25	680	170	.800	6. John Calipari, Kentucky	21	509	153	.769
2. Mark Few, Gonzaga	14	348	90	.795	7. Mike Krzyzewski, Duke	38	933	291	.762
3. Thad Matta, Ohio State	13	327	96	.773	8. Bo Ryan, Wisconsin	29	655	206	.761
4. Brad Stevens, Butler	6	142	42	.772	9. Jamie Dixon, Pittsburgh	10	243	78	.757
5. Dave Rose, BYU	8	189	56	.771	10. Bill Self, Kansas	20	480	159	.751

Rose vs. the state

BYU basketball coach Dave Rose has compiled a record of 24-6 vs. in-state opponents since taking over in 2005-06. He has the best winning percentage (.800) of any coach vs. in-state teams during that time and the second-most wins (Utah State's Stew Morrill is 25-8 vs. in-state teams since 2005-06 for a .758 winning percentage). BYU hosts Utah State and Utah on Dec. 5 and 8, respectively, and plays at Weber State on Dec. 15.

Rose vs.	W	L	Rose vs.	W	L
Utah	11	3	Weber State	7	0
Utah State	3	3	Southern Utah	3	0

BYU at EnergySolutions Arena

Since 1993, BYU has played at EnergySolutions Arena (known as the Delta Center from 1991 to 2006) 14 times and has two games scheduled there this season (Nov. 28 vs. Montana and Dec. 29 vs. Virginia Tech). In 1993 and 1994 BYU went 3-2 at ESA in Western Athletic Conference Tournament games. Since 2003 BYU has played at least one game at ESA every year except the 2006-07 season and has posted a 7-2 record.

March 11, 1993	Hawaii*	W, 85-71	Dec. 6, 2008	Utah State	W, 68-63
March 12, 1993	New Mexico*	L, 59-68	Dec. 5, 2009	San Francisco	W, 69-43
March 10, 1994	Utah*	W, 96-65	Dec. 4, 2010	Hawaii	W, 78-57
March 11, 1994	Fresno State*	W, 87-72	Dec. 11, 2010	Arizona	W, 87-65
March 12, 1994	Hawaii*	L, 66-73	Dec. 3, 2011	Oregon	W, 79-65
Dec. 6, 2003	No. 25 Oklahoma State	W, 76-71	Nov. 28, 2012	Montana	—
Dec. 11, 2004	Washington State	L, 46-49	Dec. 29, 2012	Virginia Tech	—
Nov. 30, 2005	Lamar	W, 97-74	*WAC Tournament		
Dec. 8, 2007	No. 9 Michigan State	L, 61-68			

HONORS CANDIDATES

Brandon Davies • All-America Candidate

- Has scored in double figures 6 times and shot .500 or better in 5 of 6 games
- Registered a double-double with 22 points and 10 rebounds vs. UTSA and added 3 assists and a block
- Had 19 points, 5 rebounds and 2 blocks vs. Florida State
- Posted 28 points, 9 boards, 3 assists, 3 blocks and 2 steals vs. Georgia State
- Opened 2012-13 with 16 points, 7 boards, 3 assists, 4 blocks, 2 steals vs. Tennessee State
- Earned a spot on the Wooden Award Preseason Top 50 and the Lute Olson Award Preseason All-America team
- Named preseason All-WCC by the league's coaches
- Named to the 2012 All-West Coast Conference Team and NABC All-District 9 Second Team
- Two-time WCC Player of the Week (Jan. 2 and Feb. 6) in 2011-12

Matt Carlino • All-WCC Candidate

- Owns a 2.6 assist/turnover ratio
- Had 8 points, 6 assists and a steal vs. CSUN
- Totaled 11 points, 7 assists, 4 rebounds and 4 steals vs. Georgia State
- Posted 9 points, 10 assists and 5 rebounds in season opener vs. Tennessee State
- Named All-WCC Honorable Mention and to the WCC All-Freshman Team in 2012
- Averaged 12.2 points, 4.6 assists, 3.0 rebounds and 1.4 steals and started in 24 of 25 games played in 2011-12
- Posted season highs of 30 points, 7 rebounds, 11 assists and 4 steals
- In league games was 14th in scoring, 4th in assists, T-9th in steals, T-12th in 3-point FGs and 3rd in assist/turnover ratio
- Scored in double figures in 15 games and led the team in scoring 4 times and assists 16 times

Tyler Haws • All-WCC Candidate

- Has scored 20-plus points in all six games to start the season
- Scored a career-best 32 points vs. CSUN
- Scored 20 points and added 6 rebounds and 3 assists vs. UTSA
- Had 21 points, 8 rebounds, 4 assists and 2 steals vs. Notre Dame and earned a spot on the Acura CVC Classic All-Tournament Team
- Posted season highs of 23 points, nine rebounds, five assists (tied a season high), 3 steals and 1 block vs. Florida State
- Had 22 points, 7 rebounds, 5 assists and 2 steals vs. Georgia State
- Totaled 22 points and 4 boards and hit 8 of 9 free throws in season opener vs. Tennessee State
- Named to All-MWC Third Team, Academic All-MWC and the HoopTV Las Vegas Classic All-Tournament Team in 2009-10
- Named Male Rookie of the Year at the Y Awards and was named team's Most Inspirational Player at the team banquet
- Averaged 11.3 points and 4.2 rebounds and shot .498 from the field, .368 from three and .917 from the free throw line — a school record and the fourth-best percentage in NCAA history for a freshman
- Posted season highs of 24 points, 11 rebounds, 6 assists, 4 steals and 2 blocks
- Was 15th in the MWC in scoring, 20th in rebounding and 1st in free throw percentage and 4th in the NCAA in free throw percentage

2012-13 BYU STARTING LINEUPS

Opponent	(1)	(2)	(3)	(4)	(5)
Tennessee State	Carlino	Zylstra	Haws	Sharp	Davies
Georgia State	Carlino	Zylstra	Haws	Sharp	Davies
vs. Florida State	Carlino	Zylstra	Haws	Sharp	Davies
vs. Notre Dame	Carlino	Zylstra	Haws	Sharp	Davies
UTSA	Carlino	Zylstra	Haws	Sharp	Davies
Cal State Northridge	Cusick	Zylstra	Haws	Ambrosino	Davies
vs. Montana					
at Iowa State					
Utah State					
Utah					
at Weber State					
Eastern New Mexico					
at Baylor					
Northern Arizona					
vs. Virginia Tech					
Loyola Marymount					
at San Francisco					
Pepperdine					
at Santa Clara					
Saint Mary's					
San Diego					
at Gonzaga					
at Portland					
at Pepperdine					
Santa Clara					
at San Diego					
San Francisco					
Portland					
at Saint Mary's					
Gonzaga					
Loyola Marymount					
Won-Loss Records	(1)	(2)	(3)	(4)	(5)
3-2	Carlino	Zylstra	Haws	Sharp	Davies
1-0	Cusick	Zylstra	Haws	Ambrosino	Davies

GAMES PLAYED

GAMES STARTED

	2012-13	Career		2012-13	Career
Brandon Davies	6 (4-2)	105 (87-18)	Brandon Davies	6 (4-2)	68 (54-14)
Brock Zylstra	6 (4-2)	89 (71-18)	Tyler Haws	6 (4-2)	39 (32-7)
Tyler Haws	6 (4-2)	41 (34-7)	Brock Zylstra	6 (4-2)	34 (24-10)
Craig Cusick	6 (4-2)	41 (30-11)	Matt Carlino	5 (3-2)	29 (21-8)
Nate Austin	6 (4-2)	41 (30-11)	Anson Winder	0 (0-0)	15 (12-3)
Anson Winder	3 (2-1)	37 (28-9)	Craig Cusick	1 (1-0)	4 (3-1)
Josh Sharp	6 (4-2)	34 (24-10)	Josh Sharp	5 (3-2)	same
Matt Carlino	6 (4-2)	31 (22-9)	Nate Austin	0 (0-0)	1 (1-0)
Agustin Ambrosino	6 (4-2)	same	Agustin Ambrosino	1 (1-0)	same
Raul Delgado	4 (3-1)	same			
Cory Calvert	5 (3-2)	same			
Ian Harward	6 (4-2)	same			

STREAKS

Streak	12-13	Overall
Current won/loss streak	2 wins	same
At home	4 wins	7 wins
On the road	—	1 loss
On a neutral floor	2 losses	3 losses
At home vs. Nonconference	4 wins	7 wins
At home vs. WCC	—	3 wins
On the road vs. Nonconference	—	2 wins
On the road vs. WCC	—	1 loss
On a neutral floor vs. Nonconference	2 losses	3 losses
On a neutral floor vs. WCC	—	1 loss
At regular season tournament	2 losses	same
At WCC Tournament	—	1 loss
NCAA Tournament	—	1 loss
At NIT	—	2 losses
Games with a 3-point make	6	516

BYU'S RECORD WHEN ...

Venue	2012-13	Under Rose
Overall	4-2	189-56
Home	4-0	106-8
Away	0-0	56-30
Neutral	0-2	27-18
Lead at the half/end of game...	2012-13	Under Rose
BYU leads at the half	4-1	161-16
Opponent leads at the half	0-1	23-36
Score tied at the half	0-0	5-4
BYU leads w/5 min left	4-0	179-5
Opponent leads w/5 min left	0-2	8-50
Score tied w/5 min left	0-0	2-1
BYU leads w/1 min left	4-0	184-0
Opponent leads w/1 min left	0-2	3-53
Score tied w/1 min left	0-0	2-3
Game goes into overtime	0-0	6-3
BYU scores...	2012-13	Under Rose
100-plus points	0-0	9-0
90-99 points	0-0	30-0
80-89 points	4-0	61-6
70-79 points	0-1	69-20
60-69 points	0-1	17-25
60 or less points	0-0	3-5
Opponent scores...	2012-13	Under Rose
90 or more points	0-0	3-5
80-89 points	0-1	9-20
70-79 points	1-1	32-26
60-69 points	3-0	85-5
50-59 points	0-0	42-0
50 or less points	0-0	18-0
BYU double figure scorers	2012-13	Under Rose
One player in double figures	0-0	1-4
Two players in double figures	1-0	23-14
Three players in double figures	3-1	71-26
Four players in double figures	0-1	63-11
Five players in double figures	0-0	25-1
Six players in double figures	0-0	6-0
Shooting and rebounding	2012-13	Under Rose
BYU shoots 50% or better	3-0	84-7
Opponent shoots 50% or better	0-2	12-23
BYU outshoots opponent	4-0	155-10
Opponent outshoots BYU	0-2	33-44
Teams shoot equal FG%	0-0	1-2
BYU outrebounds opponent	3-1	143-14
Opponent outrebounds BYU	0-1	37-39
BYU, opponent tie in rebounds	1-0	9-3
Wins, losses and rest	2012-13	Under Rose
Coming off a win	2-1	142-46
Coming off a loss	2-1	47-10
Two-plus days between games	4-1	166-44
One day between games	0-0	14-2
Playing the next day	0-1	9-10
Days	2012-13	Under Rose
Monday	0-0	2-0
Tuesday	1-0	29-3
Wednesday	1-0	46-10
Thursday	0-0	17-11
Friday	1-1	21-5
Saturday	1-1	74-27

BYU'S RECORD WHEN ...

On television	2012-13	Under Rose
All games on TV	4-2	153-51
On BYUtv	4-0	40-4
On ESPN	0-0	0-1
On ESPN2	0-0	2-6
On ESPNU	0-0	5-1
On truTV	0-2	1-2
On CBS	0-0	4-5
Top 25	2012-13	Under Rose
vs. a top 25 opponent	0-1	8-17
as a top 25 team	0-0	57-16
Months	2012-13	Under Rose
November	4-2	37-8
December	0-0	44-11
January	0-0	42-15
February	0-0	42-7
March	0-0	24-15
Margin of victory/defeat	2012-13	Under Rose
1-4 points	0-0	16-12
5-9 points	0-0	35-13
10-15 points	1-1	48-18
16-19 points	3-1	22-11
20-29 points	0-0	42-2
30-39 points	0-0	16-0
40-49 points	0-0	6-0
50+ points	0-0	4-0

DUNKS

	2012-13	Career
Brandon Davies	4	62
Nate Austin	1	5
Brock Zylstra	—	2
Tyler Haws	1	3
Josh Sharp	2	3
Anson Winder	—	1
BYU	8	
Opponents	5	

FREE THROW STREAKS

Haws	50	2/13/10 - 11/9/12
Haws	15	11/9/12 - 11/17/12
Haws	14	11/21/12 - current
Davies	12	11/21/12 - current
Zylstra	11	3/13/12 - 11/24/12
Cusick	4	11/16/12 - current
Harward	4	11/17/12 - current

LATE GAME FREE THROWS

Player	5:00-2:00	2:00-0:00
Brandon Davies	6-8 (.750)	0-0 (.000)
Matt Carlino	3-4 (.750)	0-0 (.000)
Tyler Haws	4-5 (.800)	2-2 (1.000)
Craig Cusick	0-0 (.000)	0-2 (.000)
Anson Winder	0-0 (.000)	1-2 (.500)
Totals	13-17 (.765)	3-6 (.500)
Under Rose	446-619 (.721)	568-748 (.759)



Senior forward Brandon Davies



Sophomore guard Tyler Haws

2012-13 SCORING BY HALF (BYU-OPPONENT)

Opponent	1st half	Margin	FG %	2nd half	Margin	FG %	OT	Margin	FG %	Final	Margin	FG %
TENNESSEE STATE	34-28	+6	48.3-38.5	47-38	+9	61.5-31.0	—	—	—	81-66	+15	54.5-33.8
GEORGIA STATE	44-26	+18	58.1-26.5	36-36	0	44.8-45.2	—	—	—	80-62	+18	51.7-35.4
vs. Florida State	35-44	-9	36.1-60.0	35-44	-9	30.8-56.0	—	—	—	70-88	-18	33.3-58.0
vs. Notre Dame	32-31	+1	42.3-35.5	36-47	-11	40.6-63.6	—	—	—	68-78	-10	38.1-52.1
UTSA	48-28	+20	55.9-39.3	33-34	-1	46.2-39.4	—	—	—	81-62	+19	51.7-39.3
CS NORTHBRIDGE	46-40	+6	42.4-46.4	41-35	+6	51.6-38.9	—	—	—	87-75	+12	46.9-42.2
vs. Montana												
at Iowa State												
UTAH STATE												
UTAH												
at Weber State												
EASTERN NM												
at Baylor												
NORTHERN ARIZONA												
vs. Virginia Tech												
LMU												
at San Francisco												
PEPPERDINE												
at Santa Clara												
SAINT MARY'S												
SAN DIEGO												
at Gonzaga												
at Portland												
at Pepperdine												
SANTA CLARA												
at San Diego												
SAN FRANCISCO												
PORTLAND												
at Saint Mary's												
GONZAGA												
at LMU												
Season Totals	39.8-32.8	+7.0	45.9-41.3	38.0-39.0	-1.0	44.8-43.4	—	—	—	77.8-71.8	+6.0	45.4-42.4

2012-13 OFFENSIVE TRENDS (BYU-OPPONENT)

Opponent	Pts/Paint	Pts Off TO	2nd Chance Pts	Fastbreak Pts	Bench Pts	Big Run	Big Lead					
TENNESSEE STATE	40-18	+22	17-17	0	2-11	-9	18-2	+16	16-13	+3	9-0/7-0	19/5
GEORGIA STATE	42-24	+18	20-15	+5	7-8	-1	14-4	+10	7-6	+1	16-0/9-0	29/-
vs. Florida State	25-34	-9	15-20	-5	15-6	+9	15-4	+11	18-37	-19	12-0/13-0	-/27
vs. Notre Dame	28-30	-2	13-8	+5	19-4	+15	4-4	0	16-10	+6	7-0/12-0	7/10
UTSA	34-22	+12	15-9	+6	11-5	+6	12-2	+10	24-6	+18	8-0/7-0	23/2
CS NORTHBRIDGE	42-32	+10	14-13	+1	13-17	-4	16-0	+16	22-16	+6	12-0/8-0	12/4
vs. Montana												
at Iowa State												
UTAH STATE												
UTAH												
at Weber State												
EASTERN NM												
at Baylor												
NORTHERN ARIZONA												
vs. Virginia Tech												
LMU												
at San Francisco												
PEPPERDINE												
at Santa Clara												
SAINT MARY'S												
SAN DIEGO												
at Gonzaga												
at Portland												
at Pepperdine												
SANTA CLARA												
at San Diego												
SAN FRANCISCO												
PORTLAND												
at Saint Mary's												
GONZAGA												
at LMU												
Season Totals	211-160	+51	94-82	+12	67-51	+16	79-16	+63	103-88	+15		
Times Led, Record (W/L/T)	4-0/0-2/0-0		3-1/0-1/1-0		1-2/3-0/0-0		4-1/0-0/0-1		4-1/0-1/0-0			
Under Rose (W/L/T)	122-18/57-36/10-2		146-20/36-34/7-2		117-19/61-34/11-3		134-27/37-18/18-11		109-27/74-28/6-1			


2012-13 WCC Standings (as of 11/25/12)

	Overall	Pct	WCC	Pct
No. 16 Gonzaga	6-0	1.000	0-0	.000
Santa Clara	5-0	1.000	0-0	.000
San Francisco	3-1	.750	0-0	.000
BYU	4-2	.667	0-0	.000
Saint Mary's	4-2	.667	0-0	.000
Pepperdine	3-2	.600	0-0	.000
Loyola Marymount	3-3	.500	0-0	.000
San Diego	3-4	.429	0-0	.000
Portland	2-3	.400	0-0	.000

WCC Players of the Week

Nov. 12	Kevin Foster, Santa Clara
Nov. 19	Johnny Dee, San Diego
Nov. 26	Elias Harris, Gonzaga

2012-13 WCC Preseason Poll

Team (First Place Votes)	Points
1. Gonzaga (7)	63
2. BYU (1)	55
3. Saint Mary's (1)	52
4. Loyola Marymount	37
5. San Diego	36
6. Santa Clara	35
7. San Francisco	19
8. Portland	15

2012-13 Preseason All-WCC Team

Player	School	Yr.	Pos.
Gary Bell, Jr.	Gonzaga	So.	G
Brandon Davies	BYU	Sr.	F
Johnny Dee	San Diego	So.	G
Matthew Dellavedova	Saint Mary's	Sr.	G
Sam Dower	Gonzaga	Jr.	C
Kevin Foster	Santa Clara	Sr.	G
Elias Harris	Gonzaga	Sr.	F
Stephen Holt	Saint Mary's	Jr.	G
Anthony Ireland	Loyola Marymount	Jr.	G
Kevin Pangos	Gonzaga	So.	G

TEAM	All	Conf
WCC Stats (11/25/12)		
Scoring Offense	3rd	—
Scoring Defense	9th	—
Scoring Margin	6th	—
FT Percentage	1st	—
FG Percentage	5th	—
FG Percentage Defense	9th	—
3FG Percentage	8th	—
3FG Percentage Defense	4th	—
3-Point FG Made/Game	8th	—
Rebounding Offense	T2nd	—
Rebounding Defense	7th	—
Rebounding Margin	4th	—
Blocked Shots	3rd	—
Assists	2nd	—
Steals	5th	—
Turnover Margin	5th	—
Assist/Turnover Ratio	2nd	—
Offensive Rebounds	3rd	—
Defensive Rebounds	3rd	—
Defensive Reb Pct	2nd	—
Offensive Reb Pct	6th	—
NCAA Stats (11/26/12)	Rank	Actual
Won-Lost Percentage	—	—
Scoring Offense	47	77.8
Scoring Defense	—	—
Scoring Margin	—	—
Field-Goal Percentage	—	—
Field-Goal Pct Defense	—	—
3-Point Field Goals/Game	—	—
3-Point Field-Goal Pct	—	—
3-Point FG Defense	—	—
Free-Throw Percentage	21	77.3
Rebound Margin	—	—
Assists Per Game	10	18.7
Assist Turnover Ratio	—	—
Blocked Shots Per Game	—	—
Steals Per Game	—	—
Turnovers Per Game	—	—
Turnover Margin	—	—
Personal Fouls Per Game	—	—

INDIVIDUAL	Top BYU player - All	Top BYU player - Conf
WCC (11/25/12)		
Scoring	Tyler Haws - 2nd	—
Rebounding	Brandon Davies - 6th	—
FG Percentage	Brandon Davies - 4th	—
Assists	Matt Carlino - 4th	—
FT Percentage	Tyler Haws - 1st	—
Steals	Carlino, Zylstra - T10th	—
3FG Percentage	Brock Zylstra - 9th	—
3FG Made/Game	Brock Zylstra - T8th	—
Blocked Shots	Brandon Davies - 3rd	—
Assist/TO Ratio	Matt Carlino - 5th	—
Offensive Rebounds	Haws, Sharp - T8th	—
Defensive Rebounds	Brandon Davies - 4th	—
Minutes Played	Tyler Haws - 5th	—
NCAA Stats (11/26/12)	BYU Player - Rank	Actual
Points Per Game	Tyler Haws - 10	23.3
Free Throw Percentage	Tyler Haws - 26	93.9

BYU BASKETBALL

ROSTER AND CAREER HIGHS

No.	Name	Pos.	Ht.	Wt.	Yr.	Hometown (Previous School)	Pronunciations
0	Brandon Davies	F	6-9	235	Sr.	Provo, Utah (Provo HS)	AGUSTIN AMBROSINO AH-go-steen ahm-bro-SEE-no
1	Raul Delgado	G	6-2	195	Jr.	Chihuahua, Mexico (Western Neb. CC)	ANSON WINDER AN-sun WINE-der
2	Craig Cusick	G	6-2	185	Sr.	Orem, Utah (Utah)	BROCK ZYLSTRA ZIL-stra
3	Tyler Haws	G	6-5	200	So.	Alpine, Utah (Lone Peak HS)	MATT CARLINO car-LEE-no
5	Agustin Ambrosino	F	6-8	225	Jr.	Cordoba, Argentina (Salt Lake CC)	RAUL DELGADO rah-OOL del-GAH-doh
10	Matt Carlino	G	6-2	175	So.	Scottsdale, Ariz. (Bloomington South HS)	TERRY NASHIF NASH-if
12	Josh Sharp	F	6-7	185	So.	Highland, Utah (Utah)	IAN HARWARD HAR-word
13	Brock Zylstra	G	6-6	210	Sr.	La Verne, Calif. (Bonita HS)	ROBERT RAMOS RAY-mus
20	Anson Winder	G	6-3	195	So.	Las Vegas, Nev. (Bishop Gorman HS)	
23	Cory Calvert	G	6-3	185	Fr.	Parker, Colo. (Chaparral HS)	
30	Cooper Ainge	G	6-0	175	Fr.	Wellesley, Mass. (Wellesley HS)	
33	Nate Austin	F	6-10	230	So.	Alpine, Utah (Lone Peak HS)	
42	Ian Harward	C	6-11	215	Fr.	Orem, Utah (Orem HS)	

Head Coach: Dave Rose, 8th year (Houston, 1983)

Assistant Coaches: Terry Nashif (BYU, 2005); Tim LaComb (Utah, 2006); Mark Pope (Kentucky, 1996)

Director of Basketball Operations: Mike Hall (BYU, 2005)

Coordinator of Player Development: Garrett Faucette (BYU, 2008)

Team Trainer: Robert Ramos (BYU, 1995)

2012-13 SEASON AND CAREER HIGHS

#	Player	Points	Rebounds	Assists
0	Brandon Davies	Season: 28 vs. GSU Career: 29 at Pepperdine (11-12)	10 vs. UTSA 22 vs. San Diego (11-12)	3 vs. TSU, vs. GSU, vs. UND, vs. UTSA, vs. CSUN 6 at Air Force (10-11), vs. USF (11-12)
1	Raul Delgado	Season: 2 vs. UTSA Career: same	4 vs. GSU same	1 vs. GSU, vs. FSU, vs. UTSA same
2	Craig Cusick	Season: 10 vs. FSU Career: 12 at Portland, vs. Marquette (11-12)	8 vs. UTSA same	4 vs. TSU, vs. UTSA 8 vs. Weber State (11-12), vs. Iona (11-12)
3	Tyler Haws	Season: 32 vs. CSUN Career: same	9 vs. FSU 11, twice, last at UTEP (09-10)	5 vs. GSU, vs. FSU 6 vs Idaho State (09-10)
5	Agustin Ambrosino	Season: 6 vs. UTSA Career: same	3 vs. UTSA same	2 vs. UTSA same
10	Matt Carlino	Season: 11 vs. GSU Career: 30 at San Francisco (11-12)	5 vs. TSU 7 vs. Buffalo (11-12), at USD (11-12)	10 vs. TSU 11 vs. Buffalo (11-12)
12	Josh Sharp	Season: 9 vs. CSUN Career: same	10 vs. Notre Dame same	1 vs. TSU, vs. Notre Dame, vs. CSUN 3 vs. Longwood (11-12)
13	Brock Zylstra	Season: 14 vs. CSUN Career: 26 vs. Buffalo (11-12)	7 vs. CSUN 9 vs. Portland (11-12)	5 vs. CSUN 5 vs. UCSB (11-12), vs. CSUN (12-13)
20	Anson Winder	Season: 1 vs. UTSA Career: 20 vs. Buffalo (11-12)	— 6 at San Francisco (11-12)	— 9 vs. Northern Arizona (11-12)
23	Cory Calvert	Season: 4 vs. FSU Career: same	1 vs. TSU, vs. UTSA same	2 vs. FSU same
33	Nate Austin	Season: 4 vs. TSU, GSU, vs. FSU, vs. UND Career: 15 vs. Weber State (11-12)	8 vs. FSU 10 at Gonzaga (11-12)	2 vs. GSU 3 vs. San Diego (11-12)
42	Ian Harward	Season: 7 vs. Notre Dame Career: same	3 vs. UTSA same	— same

GEOGRAPHIC BREAKDOWN

Argentina	Agustin Ambrosino
Mexico	Raul Delgado
Arizona	Matt Carlino
California	Brock Zylstra
Colorado	Cory Calvert
Massachusetts	Cooper Ainge
Nevada	Anson Winder
Utah	Nate Austin, Brandon Davies, Craig Cusick, Ian Harward, Tyler Haws, Josh Sharp

CLASS BREAKDOWN

Seniors	Juniors	Sophomores	Freshmen
Craig Cusick Brandon Davies Brock Zylstra	Agustin Ambrosino Raul Delgado	Nate Austin Matt Carlino Tyler Haws Josh Sharp Anson Winder	Cooper Ainge* Cory Calvert Ian Harward

*Redshirting in 2012-13

CAREER HIGHLIGHTS

- 189-56 overall record (second all-time at BYU in wins) for a BYU record .771 winning percentage
- With 185 victories through first seven seasons is fourth all-time for best career starts by wins in NCAA history
- With 159 victories through first six seasons is tied for third all-time for best career starts by wins in NCAA history
- Fourth among active coaches in career winning percentage, behind Roy Williams, Mark Few and John Calipari and ahead of Thad Matta and Mike Krzyzewski
- Four Mountain West Conference regular season titles, a BYU and MWC record
- Three-time MWC Coach of the Year (2006, 2007, 2011)
- Two-time USBWA District VIII Coach of the Year (2006, 2011)
- Naismith Coach of the Year Finalist in 2011
- Finalist for the Clair Bee Award in 2010
- Honorable Mention for National Coach of the Year by Scout.com (2006)
- Six-consecutive trips to the NCAA Tournament, a BYU record
- Six-consecutive 25-win seasons, a BYU record
- BYU basketball has 11 25-win seasons in its 110-year history and Rose has been the head coach of six of those teams
- Holds top two spots for wins in a season in BYU history with 32 in 2010-11 and 30 in 2009-10
- Only BYU coach to win at least 20 games in each of his first seven seasons
- Took BYU to the Sweet 16 in 2011 for the first time since 1981
- Coached Jimmer Fredette, the 2011 Consensus National Player of the Year (received the Wooden Award, Naismith Trophy, Oscar Robertson Trophy and other national awards)



Scan to view Rose's profile on BYUcougars.com



COACHING EXPERIENCE

- BYU Head Coach (2005-present)
- BYU Associate Head Coach (2000-2005)
- BYU Assistant Coach (1997-2000)
- Dixie State Head Coach (1990-1997)
- Dixie State Assistant Coach (1987-1990)
- Assistant coach at Pine View High School (1986-87)
- Head coach at Millard High School (1983-86)

SERVICE

- A member of the National Coaches vs. Cancer Council that includes Mike Krzyzewski (Duke), Roy Williams (North Carolina), Jim Boeheim (Syracuse) and Mike Brey (Notre Dame)
- Assisting with the Hope Lodge, a facility to be constructed in Salt Lake City to house families of cancer patients
- NABC Game Pillar Award for Service in 2008
- 63rd recipient of the Dale Rex Memorial Award
- Honorary Chair of the Children with Cancer Christmas Foundation
- Was the first coach in the state of Utah to participate in the American Cancer Society's nationwide Coaches vs. Cancer campaign
- Lobbied before Congress for more funding for cancer research in September 2010

EDUCATION

- Houston (1983, B.A.)

PLAYING CAREER

- Played baseball and basketball at Dixie State College
- Played for Houston from 1980-83 (played in 1980-81 and 82-83, redshirted in 1981-82)
- Co-Captain on the famous "Phi-Slamma Jamma" team that featured Hakeem (the Akeem) Olajuwon and Clyde Drexler
- Helped Houston achieve a No. 1 ranking and reach the national championship game in 1983

MISSION

- Manchester England (1977-79)

PERSONAL/FAMILY

- Wife: Cheryl
- Children: Daughter Chanell and husband Brock Reichner, son Garrett and wife Brooke, daughter Taylor
- Dave and Cheryl Rose have seven grandchildren

ROSE'S BYU COACHING LEDGER

Season	Overall	Pct.	Home	Pct.	Away	Pct.	Neutral	Pct.	Conf.	Pct.	Tourney	NCAA/NIT
05-06	20-9	.690	14-1	.933	5-7	.417	1-2	.500	12-4	.750	0-1	0-1 NIT
06-07	25-9	.735	17-0	1.000	6-7	.462	2-2	.500	13-3	.813	2-1	0-1 NCAA
07-08	27-8	.771	16-0	1.000	9-3	.615	3-3	.500	14-2	.875	2-1	0-1 NCAA
08-09	25-8	.758	14-2	.875	8-5	.750	2-3	.400	12-4	.750	1-1	0-1 NCAA
09-10	30-6	.833	15-1	.938	10-4	.714	5-1	.833	13-3	.813	1-1	1-1 NCAA
10-11	32-5	.865	13-1	.929	10-1	.909	9-3	.750	14-2	.875	2-1	2-1 NCAA
11-12	26-9	.743	13-3	.813	8-3	.727	5-3	.625	12-4	.750	1-1	1-1 NCAA
12-13	4-2	.667	4-0	1.000	0-0	.000	0-2	.000	0-0	.000	0-0	—
Totals	189-56	.771	106-8	.930	56-30	.651	27-18	.600	90-22	.804	9-7	4-7

TOP CAREER START BASED ON CURRENT NUMBER OF YEARS (THROUGH 2011-12)

Coach, School	Yrs.	W	L	Pct.
Steve Prohm, Murray State	1	31	2	.939
Andy Toole, Robert Morris	2	44	25	.638
Shaka Smart, VCU	3	84	28	.750
John Groce, Illinois	4	85	56	.603
Brad Stevens, Butler	5	139	40	.777
Anthony Grant, Alabama	6	139	64	.685
Dave Rose, BYU	7	185	54	.774
Sean Miller, Arizona	8	189	82	.697
Jamie Dixon, Pittsburgh	9	238	77	.756
Mike Anderson, Arkansas	10	218	112	.661
Randy Bennett, Saint Mary's	11	235	118	.666
Thad Matta, Ohio State	12	323	96	.771
Mark Few, Gonzaga	13	342	90	.792
Bruce Weber, Kansas State	14	313	155	.669
Mark Gottfried, NC State	15	303	167	.645

BEST CAREER STARTS BY WINS, 7 SEASONS

Coach, School	Date	W	L	Pct.
Mark Few, Gonzaga	2000-06	188	41	.821
Jamie Dixon, Pittsburgh	2004-10	188	54	.777
Everett Case, NC State	1947-53	187	45	.806
Dave Rose, BYU	2006-12	185	54	.774
Roy Williams, Kansas	1989-95	184	51	.783
Thad Matta, Butler, Xavier, OSU	2001-07	183	53	.775
Larry Brown, UCLA & Kansas	1980-81, 84-88	172	60	.741

ROSE'S MILESTONE VICTORIES

Win	Date	Opponent	Score	Record
25	12/06/06	San Jose State	81-69	25-11 (.694)
50	11/23/07	vs. No. 6 Louisville	78-76	50-18 (.735)
75	11/20/08	North Florida	74-41	75-26 (.743)
100	11/20/09	at Hawaii	83-65	100-34 (.746)
125	03/06/10	at TCU	107-77	125-38 (.767)
150	02/09/11	at Air Force	90-52	150-42 (.781)
175	01/16/12	at San Diego	82-63	175-49 (.781)



0 — BRANDON DAVIES

6-9 • 235 • SENIOR • FORWARD • PROVO, UTAH (PROVO HS)

2012-13 SEASON — PPG: 18.2 RPG: 7.3 APG: 2.7 SPG: 0.8 BPG: 1.8 FG%: .574 3FG%: 1.000 FT%: .769

Last Time Out

- Against CSUN had 12 points, 8 boards, 3 assists, 1 block and 1 steal

Scan for Davies' bio on BYUcougars.com



In 2012-13

- Has scored in double figures in all six games and shot .500 or better in five of six games
- Has dished out 3 assists five different times this season
- Posted his first double-double of the season with 22 points, 10 rebounds, 3 assists and 1 block vs. UTSA
- Totaled 19 points, 5 rebounds, 1 assist and 2 blocks vs. Florida State and hit first 3-pointer of the season
- Scored 22 points on 10 of 14 shooting from the field and 8 of 10 from the free throw line and added 9 boards, 3 assists, 3 blocks and 2 steals vs. Georgia State
- Posted 16 points on 7 of 9 shooting and added 7 boards, 3 assists, a career-best 4 blocks and 2 steals vs. TSU
- Named to the Wooden Award Preseason Top 50 list, the Lute Olson Preseason All-America team and the preseason All-WCC Team

Other

- Mother is Linda Kathleen Davies and has one brother and one sister
- Played for Craig Drury at Provo High School where he helped lead the Bulldogs to state titles as a sophomore and junior and a second-place finish as a senior

2012-13 SEASON HIGHS

PTS	28, Georgia State – 11/13/12
1st H	12, Georgia State – 11/13/12
2nd H	16, Georgia State – 11/13/12
REB	10, UTSA – 11/21/12
AST	3, five times, last vs. CSUN – 11/24/12
STL	2, TSU – 11/9/12, GSU – 11/13/12
BLK	4, Tennessee State – 11/9/12
FGM	10, Georgia State – 11/13/12
FGA	14, Georgia State – 11/13/12
3PM	1, vs. Florida State – 11/16/12
3PA	1, vs. Florida State – 11/16/12
FTM	8, GSU – 11/13/12, UTSA – 11/21/12
FTA	10, Georgia State – 11/13/12

CAREER HIGHS

PTS	29, at Pepperdine – 1/21/12
REB	22, San Diego – 12/31/11
AST	6, 2 times, last vs. USF – 1/7/12
STL	8, at Portland – 2/4/12
BLK	4, Tennessee State – 11/9/12
FGM	11, at Saint Mary's -- 12/29/11
FGA	18, 3 times, last at Gonzaga – 2/23/12
3PM	1, twice, last vs. FSU – 11/16/12
3PA	1, 5 times, last vs. FSU – 11/16/12
FTM	15, at Pepperdine – 1/21/12
FTA	18, at Pepperdine – 1/21/12

MISCELLANEOUS

	12-13	Career
Double-Figure PTS	6 (4-2)	61 (49-12)
20-plus Pts	2 (2-0)	13 (11-2)
Double-Figure REB	1 (1-0)	14 (11-3)
Double-Doubles	1 (1-0)	14 (11-3)
3-plus STL	0 (0-0)	7 (4-3)
3-plus BLK	2 (2-0)	6 (6-0)
3-plus 3-point FG	0 (0-0)	0 (0-0)
Scoring Leader	2 (2-0)	14 (9-5)
Rebound Leader	4 (4-0)	34 (26-8)
Assist Leader	0 (0-0)	5 (5-0)

2012-13 GAME-BY-GAME

Opponent	Date	GS	Min	FG	FGA	Pct	3FG	FGA	Pct	FT	FTA	Pct	Off	Def	TR	Avg	PF	FO	A	TO	Blk	Stl	Pts	Avg	
TENNESSEE STATE	11/09/12	*	31	7	9	.778	0	0	.000	2	4	.500	0	7	7	7.0	4	0	3	5	4	2	16	16.0	
GEORGIA STATE	11/13/12	*	29	10	14	.714	0	0	.000	8	10	.800	2	7	9	8.0	3	0	3	3	3	2	28	22.0	
vs. Florida State	11/16/12	*	21	6	11	.545	1	1	1.000	6	8	.750	2	3	5	7.0	4	0	1	3	2	0	19	21.0	
vs. Notre Dame	11/17/12	*	18	4	11	.364	0	0	.000	4	7	.571	2	3	5	6.5	4	0	3	2	0	0	12	18.8	
UTSA	11/21/12	*	26	7	13	.538	0	0	.000	8	8	1.000	3	7	10	7.2	3	0	3	6	1	0	22	19.4	
CS NORTHBRIDGE	11/24/12	*	29	5	10	.500	0	0	.000	2	2	1.000	1	7	8	7.3	3	0	3	1	1	1	12	18.2	
vs. Montana	11/28/12																								
at Iowa State	12/01/12																								
UTAH STATE	12/05/12																								
UTAH	12/08/12																								
at Weber State	12/15/12																								
EASTERN NM	12/18/12																								
at Baylor	12/21/12																								
NORTHERN ARIZONA	12/27/12																								
vs. Virginia Tech	12/29/12																								
LMU	01/03/13																								
at San Francisco	01/05/13																								
PEPPERDINE	01/10/13																								
at Santa Clara	01/12/13																								
SAINT MARY'S	01/16/13																								
SAN DIEGO	01/19/13																								
at Gonzaga	01/24/13																								
at Portland	01/26/13																								
at Pepperdine	01/31/13																								
SANTA CLARA	02/02/13																								
at San Diego	02/07/13																								
SAN FRANCISCO	02/09/13																								
PORTLAND	02/16/13																								
at Saint Mary's	02/21/13																								
GONZAGA	02/28/13																								
at LMU	03/02/13																								
Totals			6	154	39	68	.574	1	1	1.000	30	39	.769	10	34	44	7.3	21	0	16	20	11	5	109	18.2

CAREER STATISTICS (ALL GAMES)

Year	GP	GS	Min	Avg	FG	FGA	Pct	3FG	FGA	Pct	FT	FTA	Pct	Off	Def	TR	Avg	PF	FO	A	TO	Blk	Stl	Pts	Avg
2009-10	35	1	474	13.5	69	128	.539	0	1	.000	50	88	.568	30	74	104	3.0	91	1	9	47	14	13	188	5.4
2010-11	29	26	721	24.9	115	219	.525	0	0	.000	93	138	.674	63	117	180	6.2	90	4	43	44	27	20	323	11.1
2011-12	35	35	1002	28.6	196	380	.516	1	3	.333	139	210	.662	79	190	269	7.7	114	4	73	100	47	51	532	15.2
2012-13	6	6	154	25.7	39	68	.574	1	1	1.000	30	39	.769	10	34	44	7.3	21	0	16	20	11	5	109	18.2
TOTAL	105	68	2351	22.4	419	795	.527	2	5	.400	312	475	.657	182	415	597	5.7	316	9	141	211	99	89	1152	11.0

CAREER STATISTICS (CONFERENCE GAMES)

Year	GP	GS	Min	Avg	FG	FGA	Pct	3FG	FGA	Pct	FT	FTA	Pct	Off	Def	TR	Avg	PF	FO	A	TO	Blk	Stl	Pts	Avg
2009-10	15	0	187	12.5	29	63	.460	0	1	.000	22	41	.537	13	35	48	3.2	35	0	3	21	5	6	80	5.3
2010-11	14	14	395	28.2	54	111	.486	0	0	.000	51	74	.689	30	72	102	7.3	46	2	29	25	16	13	159	11.4
2011-12	16	16	491	30.7	103	191	.539	0	0	.000	82	121	.678	37	92	129	8.1	54	2	35	55	25	29	288	18.0
TOTAL	45	30	1073	23.8	186	365	.510	0	1	.000	155	236	.657	80	199	279	6.2	135	4	67	101	46	48	527	11.7



1 — RAUL DELGADO 6-2 • 195 • JUNIOR • GUARD • CHIHUAHUA, MEXICO (WESTERN NEBRASKA CC)

2012-13 SEASON — PPG: 0.5 RPG: 1.0 APG: 0.8 SPG: 0.3 BPG: 0.0 FG%: .167 3FG%: .000 FT%: .000

Last Time Out

- Did not play vs. CSUN

Scan for Delgado's bio on BYUcougars.com



In 2012-13

- Scored first career points as a Cougar with 2 vs. UTSA
- Had 1 assist vs. Florida State
- Totaled 4 rebounds and 1 assist in 10 minutes vs. Georgia State
- Posted 1 steal vs. Tennessee State in first career action at BYU

Before BYU

- Played two seasons at Western Nebraska Community College for Russell Beck and was a team captain
- As a sophomore in 2011-12 led WNCC to a 26-7 record, averaged 18.3 points, 3.2 rebounds and 1.8 steals per game while shooting .485 from the field, .433 from three and .768 from the free throw line
- Hit 93 3-pointers on the season and posted season highs of 45 points, 12 threes, 7 assists and 6 steals

Other

- Parents are Luis Raul Delgado Torres and Maria de Los Angeles Cruz Muños and has one sister
- Lived with his adoptive family, David and Cheri Erekson and their five children, when he came to the United States

2012-13 SEASON HIGHS

PTS	2, UTSA – 11/21/12
1st H	2, UTSA – 11/21/12
2nd H	—
REB	4, Georgia State – 11/13/12
AST	1, three times, last UTSA – 11/21/12
STL	1, Tennessee State – 11/9/12
BLK	—
FGM	1, UTSA – 11/21/12
FGA	3, UTSA – 11/21/12
3PM	—
3PA	1, Georgia State – 11/13/12
FTM	—
FTA	—

MISCELLANEOUS

	12-13	Career
Double-Figure PTS	0 (0-0)	0 (0-0)
20-plus Pts	0 (0-0)	0 (0-0)
Double-Figure REB	0 (0-0)	0 (0-0)
Double-Doubles	0 (0-0)	0 (0-0)
3-plus STL	0 (0-0)	0 (0-0)
3-plus BLK	0 (0-0)	0 (0-0)
3-plus 3-point FG	0 (0-0)	0 (0-0)
Scoring Leader	0 (0-0)	0 (0-0)
Rebound Leader	0 (0-0)	0 (0-0)
Assist Leader	0 (0-0)	0 (0-0)

2012-13 GAME-BY-GAME

Opponent	Date	GS	Min	FG	FGA	Pct	3FG	FGA	Pct	FT	FTA	Pct	Off	Def	TR	Avg	PF	FO	A	TO	Blk	Stl	Pts	Avg	
TENNESSEE STATE	11/09/12		5	0	0	.000	0	0	.000	0	0	.000	0	0	0	0.0	0	0	0	0	0	1	0	0.0	
GEORGIA STATE	11/13/12		10	0	1	.000	0	1	.000	0	0	.000	1	3	4	2.0	2	0	1	0	0	0	0	0.0	
vs. Florida State	11/16/12		7	0	2	.000	0	1	.000	0	0	.000	0	0	0	1.3	1	0	1	0	0	0	0	0.0	
vs. Notre Dame	11/17/12	DNP																							
UTSA	11/21/12		6	1	3	.333	0	0	.000	0	0	.000	0	0	0	1.0	1	0	1	0	0	0	2	0.5	
CS NORTHBRIDGE	11/24/12	DNP																							
vs. Montana	11/28/12																								
at Iowa State	12/01/12																								
UTAH STATE	12/05/12																								
UTAH	12/08/12																								
at Weber State	12/15/12																								
EASTERN NM	12/18/12																								
at Baylor	12/21/12																								
NORTHERN ARIZONA	12/27/12																								
vs. Virginia Tech	12/29/12																								
LMU	01/03/13																								
at San Francisco	01/05/13																								
PEPPERDINE	01/10/13																								
at Santa Clara	01/12/13																								
SAINT MARY'S	01/16/13																								
SAN DIEGO	01/19/13																								
at Gonzaga	01/24/13																								
at Portland	01/26/13																								
at Pepperdine	01/31/13																								
SANTA CLARA	02/02/13																								
at San Diego	02/07/13																								
SAN FRANCISCO	02/09/13																								
PORTLAND	02/16/13																								
at Saint Mary's	02/21/13																								
GONZAGA	02/28/13																								
at LMU	03/02/13																								
Totals			0	28	1	6	.167	0	2	.000	0	0	.000	1	3	4	1.0	4	0	3	0	0	1	2	0.5

CAREER STATISTICS (ALL GAMES)

Year	GP	GS	Min	Avg	FG	FGA	Pct	3FG	FGA	Pct	FT	FTA	Pct	Off	Def	TR	Avg	PF	FO	A	TO	Blk	Stl	Pts	Avg
2012-13	4	0	28	7.0	1	6	.167	0	2	.000	0	0	.000	1	3	4	1.0	4	0	3	0	0	1	2	0.5
TOTAL	4	0	28	7.0	1	6	.167	0	2	.000	0	0	.000	1	3	4	1.0	4	0	3	0	0	1	2	0.5

CAREER STATISTICS (CONFERENCE GAMES)

Year	GP	GS	Min	Avg	FG	FGA	Pct	3FG	FGA	Pct	FT	FTA	Pct	Off	Def	TR	Avg	PF	FO	A	TO	Blk	Stl	Pts	Avg
2012-13	0	0	0	0.0	0	0	.000	0	0	.000	0	0	.000	0	0	0	0.0	0	0	0	0	0	0	0	0.0
TOTAL	0	0	0	0.0	0	0	.000	0	0	.000	0	0	.000	0	0	0	0.0	0	0	0	0	0	0	0	0.0



2 — CRAIG CUSICK

6-2 • 185 • SENIOR • GUARD • OREM, UTAH (UTAH)

2012-13 SEASON — PPG: 6.0 RPG: 3.2 APG: 2.8 SPG: 0.8 BPG: 0.0 FG%: .375 3FG%: .368 FT%: .556

Last Time Out

- Made his first start of the season against CSUN ... played 33 minutes and posted 5 points, 3 boards, 2 assists and 1 steal

Scan for Cusick's bio on BYUcougars.com



In 2012-13

- Has hit a three and posted 2-plus assists in each game this season
- Posted 7 points on 3 of 3 shooting, a career-high 8 rebounds, 4 assists and 1 steal vs. UTSA
- Had 5 points, 2 assists and 1 rebound vs. Notre Dame
- Scored 10 points and added 2 rebounds and 3 assists vs. Florida State
- Scored 6 points and added 4 rebounds and 4 assists against Tennessee State

In 2011-12

- Named Academic All-WCC and to the NABC Honors Court and received Silver Honors on the WCC Commissioner's Honor Roll
- Posted season highs of 12 points, 4 rebounds, 8 assists and 4 steals

Other

- Parents are Randy and Debbie Cusick
- Wife's name is Sadie

2012-13 SEASON HIGHS

PTS	10, vs. Florida State – 11/16/12
1st H	3, Georgia State – 11/13/12
2nd H	10, vs. Florida State – 11/16/12
REB	8, vs. UTSA – 11/21/12
AST	4, TSU – 11/9/12, UTSA – 11/21/12
STL	2, Georgia State – 11/13/12
BLK	—
FGM	3, twice, last UTSA – 11/21/12
FGA	11, vs. Florida State – 11/16/12
3PM	2, vs. Florida State – 11/16/12
3PA	7, vs. Florida State – 11/16/12
FTM	2, twice, last vs. UND 11/17/12
FTA	5, Tennessee State – 11/9/12

CAREER HIGHS

PTS	12, at Portland – 2/4/12
REB	8, vs. UTSA – 11/21/12
AST	8, 2 times, last vs. Iona – 3/13/12
STL	4, at Portland – 2/4/12
BLK	—
FGM	4, at Portland – 2/4/12
FGA	11, vs. Florida State – 11/16/12
3PM	3, twice, last vs. Marquette – 3/15/12
3PA	7, vs. Florida State – 11/16/12
FTM	4, twice, last at Pepperdine – 1/21/12
FTA	6, at Pepperdine – 1/21/12

MISCELLANEOUS

	12-13	Career
Double-Figure PTS	1 (0-1)	4 (2-2)
20-plus Pts	0 (0-0)	0 (0-0)
Double-Figure REB	0 (0-0)	0 (0-0)
Double-Doubles	0 (0-0)	0 (0-0)
3-plus STL	0 (0-0)	1 (1-0)
3-plus BLK	0 (0-0)	0 (0-0)
3-plus 3-point FG	0 (0-0)	2 (1-1)
Scoring Leader	0 (0-0)	0 (0-0)
Rebound Leader	0 (0-0)	0 (0-0)
Assist Leader	1 (1-0)	7 (4-3)

2012-13 GAME-BY-GAME

Opponent	Date	GS	Min	FG	FGA	Pct	3FG	FGA	Pct	FT	FTA	Pct	Off	Def	TR	Avg	PF	FO	A	TO	Blk	Stl	Pts	Avg	
TENNESSEE STATE	11/09/12		22	2	4	.500	1	1	1.000	1	5	.200	0	4	4	4.0	0	0	4	3	0	0	6	6.0	
GEORGIA STATE	11/13/12		23	1	5	.200	1	4	.250	0	0	.000	0	1	1	2.5	1	0	2	1	0	2	3	4.5	
vs. Florida State	11/16/12		30	3	11	.273	2	7	.286	2	2	1.000	1	1	2	2.3	3	0	3	0	0	1	10	6.3	
vs. Notre Dame	11/17/12		13	1	3	.333	1	2	.500	2	2	1.000	0	1	1	2.0	2	0	2	1	0	0	5	6.0	
UTSA	11/21/12		29	3	3	1.000	1	1	1.000	0	0	.000	0	8	8	3.2	1	0	4	3	0	1	7	6.2	
CS NORTHBRIDGE	11/24/12	*	33	2	6	.333	1	4	.250	0	0	.000	1	2	3	3.2	0	0	2	2	0	1	5	6.0	
vs. Montana	11/28/12																								
at Iowa State	12/01/12																								
UTAH STATE	12/05/12																								
UTAH	12/08/12																								
at Weber State	12/15/12																								
EASTERN NM	12/18/12																								
at Baylor	12/21/12																								
NORTHERN ARIZONA	12/27/12																								
vs. Virginia Tech	12/29/12																								
LMU	01/03/13																								
at San Francisco	01/05/13																								
PEPPERDINE	01/10/13																								
at Santa Clara	01/12/13																								
SAINT MARY'S	01/16/13																								
SAN DIEGO	01/19/13																								
at Gonzaga	01/24/13																								
at Portland	01/26/13																								
at Pepperdine	01/31/13																								
SANTA CLARA	02/02/13																								
at San Diego	02/07/13																								
SAN FRANCISCO	02/09/13																								
PORTLAND	02/16/13																								
at Saint Mary's	02/21/13																								
GONZAGA	02/28/13																								
at LMU	03/02/13																								
Totals			1	150	12	32	.375	7	19	.368	5	9	.556	2	17	19	3.2	7	0	17	10	0	5	36	6.0

CAREER STATISTICS (ALL GAMES)

Year	GP	GS	Min	Avg	FG	FGA	Pct	3FG	FGA	Pct	FT	FTA	Pct	Off	Def	TR	Avg	PF	FO	A	TO	Blk	Stl	Pts	Avg
2011-12	35	3	588	16.8	33	89	.371	22	58	.379	22	34	.647	5	47	52	1.5	39	0	74	25	0	29	110	3.1
2012-13	6	1	150	25.0	12	32	.375	7	19	.368	5	9	.556	2	17	19	3.2	7	0	17	10	0	5	36	6.0
TOTAL	41	4	738	18.0	45	121	.372	29	77	.377	27	43	.628	7	64	71	1.7	46	0	91	35	0	34	146	3.6

CAREER STATISTICS (CONFERENCE GAMES)

Year	GP	GS	Min	Avg	FG	FGA	Pct	3FG	FGA	Pct	FT	FTA	Pct	Off	Def	TR	Avg	PF	FO	A	TO	Blk	Stl	Pts	Avg
2011-12	16	0	286	17.9	18	49	.367	14	30	.467	10	16	.625	4	21	25	1.6	17	0	29	12	0	17	60	3.8
TOTAL	16	0	286	17.9	18	49	.367	14	30	.467	10	16	.625	4	21	25	1.6	17	0	29	12	0	17	60	3.8



3 — TYLER HAWS

6-5 • 200 • SOPHOMORE • GUARD • ALPINE, UTAH (LONE PEAK HS)

2012-13 SEASON — PPG: 23.3 RPG: 6.7 APG: 3.2 SPG: 1.2 BPG: 0.2 FG%: .500 3FG%: .409 FT%: .939

Last Time Out

- Scored a career-high 32 points and hit a career-best 12 of 12 from the free throw line vs. CSUN

Scan for Cusick's bio on BYUcougars.com



In 2012-13

- Has scored 20-plus points in all six of BYU's games this season
- Scored a career-high 32 points and hit a career-best 12 of 12 from the free throw line vs. CSUN
- Name to the Acura Coaches vs. Cancer Classic All-Tournament Team
- Totaled team highs of 21 points and 4 assists against Notre Dame and added 8 rebounds and 2 steals
- Posted a near double-double with 23 points, 9 rebounds, 5 steals, 1 block and 3 steals vs. Florida State
- Filled the stat sheet with 22 points, 7 rebounds, 5 assists and 2 steals vs. Georgia State and shot 8 of 12 from the field and 4 of 6 from downtown

In 2009-10

- Named to All-MWC Third Team, Academic All-MWC and HoopTV Las Vegas Classic All-Tournament Team
- Averaged 11.3 points and 4.2 rebounds and shot .498 from the field, .368 from three and .917 from the free throw line

Other

- Named 5A state MVP as a junior and senior by the Salt Lake Tribune and as a sophomore by the Deseret News
- Led Lone Peak to state titles as a sophomore and junior and a second-place finish as a senior

2012-13 SEASON HIGHS

PTS	32, vs. CSUN – 11/24/12
1st H	17, vs. CSUN – 11/24/12
2nd H	17, vs. Notre Dame – 11/17/12
REB	9, vs. Florida State – 11/16/12
AST	5, GSU – 11/13/12, vs. FSU – 11/16/12
STL	3, vs. Florida State – 11/16/12
BLK	1, vs. Florida State – 11/16/12
FGM	10, vs. Florida State – 11/16/12
FGA	20, twice, last vs. UND – 11/17/12
3PM	4, Georgia State – 11/13/12
3PA	6, Georgia State – 11/13/12
FTM	12, vs. CSUN – 11/24/12
FTA	12, vs. CSUN – 11/24/12

CAREER HIGHS

PTS	32, vs. CSUN – 11/24/12
REB	11, twice, last, at UTEP – 1/9/10
AST	6, Idaho State – 11/17/09
STL	4, Air Force – 2/13/10
BLK	2, Idaho State – 11/17/09
FGM	10, vs. Florida State – 11/16/12
FGA	20, twice, last vs. UND – 11/17/12
3PM	4, Wyoming – 1/20/10, GSU – 11/13/12
3PA	8, New Mexico – 2/27/10
FTM	12, vs. CSUN – 11/24/12
FTA	12, vs. CSUN – 11/24/12

MISCELLANEOUS

	12-13	Career
Double-Figure PTS	6 (4-2)	27 (23-4)
20-plus Pts	6 (4-2)	10 (8-2)
Double-Figure REB	0 (0-0)	2 (2-0)
Double-Doubles	0 (0-0)	2 (2-0)
3-plus STL	0 (0-0)	2 (2-0)
3-plus BLK	0 (0-0)	0 (0-0)
3-plus 3-point FG	1 (1-0)	5 (4-1)
Scoring Leader	4 (2-2)	9 (7-2)
Rebound Leader	1 (0-1)	9 (7-2)
Assist Leader	2 (0-2)	5 (3-2)

2012-13 GAME-BY-GAME

Opponent	Date	GS	Min	FG	FGA	Pct	3FG	FGA	Pct	FT	FTA	Pct	Off	Def	TR	Avg	PF	FO	A	TO	Blk	Stl	Pts	Avg	
TENNESSEE STATE	11/09/12	*	30	7	15	.467	0	2	.000	8	9	.889	0	4	4	4.0	1	0	1	1	0	0	22	22.0	
GEORGIA STATE	11/13/12	*	32	8	12	.667	4	6	.667	2	2	1.000	1	6	7	5.5	0	0	5	4	0	2	22	22.0	
vs. Florida State	11/16/12	*	35	10	20	.500	1	4	.250	2	2	1.000	6	3	9	6.7	3	0	5	3	1	3	23	22.3	
vs. Notre Dame	11/17/12	*	40	8	20	.400	0	2	.000	5	6	.833	2	6	8	7.0	2	0	4	2	0	2	21	22.0	
UTSA	11/21/12	*	35	8	16	.500	2	4	.500	2	2	1.000	2	4	6	6.8	1	0	3	3	0	0	20	21.6	
CS NORTHBRIDGE	11/24/12	*	33	9	17	.529	2	4	.500	12	12	1.000	3	3	6	6.7	2	0	1	2	0	0	32	23.3	
vs. Montana	11/28/12																								
at Iowa State	12/01/12																								
UTAH STATE	12/05/12																								
UTAH	12/08/12																								
at Weber State	12/15/12																								
EASTERN NM	12/18/12																								
at Baylor	12/21/12																								
NORTHERN ARIZONA	12/27/12																								
vs. Virginia Tech	12/29/12																								
LMU	01/03/13																								
at San Francisco	01/05/13																								
PEPPERDINE	01/10/13																								
at Santa Clara	01/12/13																								
SAINT MARY'S	01/16/13																								
SAN DIEGO	01/19/13																								
at Gonzaga	01/24/13																								
at Portland	01/26/13																								
at Pepperdine	01/31/13																								
SANTA CLARA	02/02/13																								
at San Diego	02/07/13																								
SAN FRANCISCO	02/09/13																								
PORTLAND	02/16/13																								
at Saint Mary's	02/21/13																								
GONZAGA	02/28/13																								
at LMU	03/02/13																								
Totals			6	205	50	100	.500	9	22	.409	31	33	.939	14	26	40	6.7	9	0	19	15	1	7	140	23.3

CAREER STATISTICS (ALL GAMES)

Year	GP	GS	Min	Avg	FG	FGA	Pct	3FG	FGA	Pct	FT	FTA	Pct	Off	Def	TR	Avg	PF	FO	A	TO	Blk	Stl	Pts	Avg
2009-10	35	33	924	26.4	131	263	.498	25	68	.368	110	120	.917	49	97	146	4.2	53	0	54	41	5	26	397	11.3
2012-13	6	6	205	34.2	50	100	.500	9	22	.409	31	33	.939	14	26	40	6.7	9	0	19	15	1	7	140	23.3
TOTAL	41	39	1129	27.5	181	363	.499	34	90	.378	141	153	.922	63	123	186	4.5	62	0	73	56	6	33	537	13.1

CAREER STATISTICS (CONFERENCE GAMES)

Year	GP	GS	Min	Avg	FG	FGA	Pct	3FG	FGA	Pct	FT	FTA	Pct	Off	Def	TR	Avg	PF	FO	A	TO	Blk	Stl	Pts	Avg
2009-10	16	16	424	26.5	57	129	.442	14	37	.378	51	55	.927	24	40	64	4.0	18	0	28	18	2	13	179	11.2
TOTAL	16	16	424	26.5	57	129	.442	14	37	.378	51	55	.927	24	40	64	4.0	18	0	28	18	2	13	179	11.2



5 — AGUSTIN AMBROSINO 6-8 • 225 • JUNIOR • FORWARD • CORDOBA, ARGENTINA (SALT LAKE CC)

2012-13 SEASON — PPG: 1.8 RPG: 1.2 APG: 0.3 SPG: 0.2 BPG: 0.3 FG%: .400 3FG%: .333 FT%: .000

Last Time Out

- Started for the first time as a Cougar against CSUN and posted 2 points and 1 board

Scan for Ambrosino's bio on BYUcougars.com



In 2012-13

- Posted career highs of 6 points, 2 made threes, 3 rebounds and 2 assists vs. UTSA
- Grabbed 2 rebounds in 2 minutes vs. Notre Dame
- Had 1 block, 1 steal and 1 rebound vs. Florida State
- Post 3 points in his BYU debut vs. Tennessee State

Before BYU

- Played at Salt Lake Community College for Todd Phillips in 2011-12
- Averaged 9.6 points and 5.3 rebounds while shooting .498 from the field, .438 from three and .778 from the free throw line as SLCC went 22-9
- Earned All-SWAC honors

Other

- Parents are Nestor Ambrosino and Maria Alejandra Noriega and has two sisters
- His father Nestor played minor league basketball in Argentina

2012-13 SEASON HIGHS

PTS	6, UTSA – 11/21/12
1st H	6, UTSA – 11/21/12
2nd H	—
REB	3, UTSA – 11/21/12
AST	2, UTSA – 11/21/12
STL	1, vs. Florida State – 11/16/12
BLK	1, GSU – 11/13/12, vs. FSU – 11/16/12
FGM	2, UTSA – 11/21/12
FGA	2, 3 times, last vs. CSUN – 11/24/12
3PM	2, UTSA – 11/21/12
3PA	2, TSU – 11/9/12, UTSA – 11/21/12
FTM	—
FTA	—

MISCELLANEOUS

	12-13	Career
Double-Figure PTS	0 (0-0)	0 (0-0)
20-plus Pts	0 (0-0)	0 (0-0)
Double-Figure REB	0 (0-0)	0 (0-0)
Double-Doubles	0 (0-0)	0 (0-0)
3-plus STL	0 (0-0)	0 (0-0)
3-plus BLK	0 (0-0)	0 (0-0)
3-plus 3-point FG	0 (0-0)	0 (0-0)
Scoring Leader	0 (0-0)	0 (0-0)
Rebound Leader	0 (0-0)	0 (0-0)
Assist Leader	0 (0-0)	0 (0-0)

2012-13 GAME-BY-GAME


Opponent	Date	GS	Min	FG	FGA	Pct	3FG	FGA	Pct	FT	FTA	Pct	Off	Def	TR	Avg	PF	FO	A	TO	Blk	Stl	Pts	Avg	
TENNESSEE STATE	11/09/12		5	1	2	.500	1	2	.500	0	0	.000	0	0	0	0.0	1	0	0	0	0	0	3	3.0	
GEORGIA STATE	11/13/12		7	0	2	.000	0	2	.000	0	0	.000	0	0	0	0.0	1	0	0	0	1	0	0	1.5	
vs. Florida State	11/16/12		14	0	1	.000	0	1	.000	0	0	.000	0	1	1	0.3	1	0	0	1	1	1	0	1.0	
vs. Notre Dame	11/17/12		2	0	1	.000	0	1	.000	0	0	.000	0	2	2	0.8	0	0	0	1	0	0	0	0.8	
UTSA	11/21/12		9	2	2	1.000	2	2	1.000	0	0	.000	1	2	3	1.2	2	0	2	3	0	0	6	1.8	
CS NORTHBRIDGE	11/24/12	*	7	1	2	.500	0	1	.000	0	0	.000	0	1	1	1.2	3	0	0	1	0	0	2	1.8	
vs. Montana	11/28/12																								
at Iowa State	12/01/12																								
UTAH STATE	12/05/12																								
UTAH	12/08/12																								
at Weber State	12/15/12																								
EASTERN NM	12/18/12																								
at Baylor	12/21/12																								
NORTHERN ARIZONA	12/27/12																								
vs. Virginia Tech	12/29/12																								
LMU	01/03/13																								
at San Francisco	01/05/13																								
PEPPERDINE	01/10/13																								
at Santa Clara	01/12/13																								
SAINT MARY'S	01/16/13																								
SAN DIEGO	01/19/13																								
at Gonzaga	01/24/13																								
at Portland	01/26/13																								
at Pepperdine	01/31/13																								
SANTA CLARA	02/02/13																								
at San Diego	02/07/13																								
SAN FRANCISCO	02/09/13																								
PORTLAND	02/16/13																								
at Saint Mary's	02/21/13																								
GONZAGA	02/28/13																								
at LMU	03/02/13																								
Totals			1	44	4	10	.400	3	9	.333	0	0	.000	1	6	7	1.2	8	0	2	6	2	1	11	1.8

CAREER STATISTICS (ALL GAMES)

Year	GP	GS	Min	Avg	FG	FGA	Pct	3FG	FGA	Pct	FT	FTA	Pct	Off	Def	TR	Avg	PF	FO	A	TO	Blk	Stl	Pts	Avg
2012-13	6	1	44	7.3	4	10	.400	3	9	.333	0	0	.000	1	6	7	1.2	8	0	2	6	2	1	11	1.8
TOTAL	6	1	44	7.3	4	10	.400	3	9	.333	0	0	.000	1	6	7	1.2	8	0	2	6	2	1	11	1.8

CAREER STATISTICS (CONFERENCE GAMES)

Year	GP	GS	Min	Avg	FG	FGA	Pct	3FG	FGA	Pct	FT	FTA	Pct	Off	Def	TR	Avg	PF	FO	A	TO	Blk	Stl	Pts	Avg
2012-13	0	0	0	0.0	0	0	.000	0	0	.000	0	0	.000	0	0	0	0.0	0	0	0	0	0	0	0	0.0
TOTAL	0	0	0	0.0	0	0	.000	0	0	.000	0	0	.000	0	0	0	0.0	0	0	0	0	0	0	0	0.0



10 — MATT CARLINO 6-2 • 175 • SOPHOMORE • GUARD • SCOTTSDALE, ARIZ. (BLOOMINGTON SOUTH HS)

2012-13 SEASON — PPG: 5.3 RPG: 3.0 APG: 5.2 SPG: 1.3 BPG: 0.0 FG%: .311 3FG%: .059 FT%: .600

Last Time Out

- Came off the bench for the first time since 12/17/11 and posted 8 points, 6 assists and a steal against CSUN

Scan for Carlino's bio on BYUcougars.com



In 2012-13

- Owns an assist/turnover ratio of 2.6
- Came off the bench for the first time since 12/17/11 and posted 8 points and 6 assists against CSUN
- Against Georgia State posted 11 points, 7 assists, 4 rebounds and 4 steals
- Posted 9 points, 10 assists and 5 rebounds vs. Tennessee State

In 2011-12

- Named All-WCC Honorable Mention and to the WCC All-Freshman Team
- Averaged 12.2 points, 4.6 assists, 3.0 rebounds and 1.4 steals and started in 24 of 25 games played
- Posted season highs of 30 points, 7 rebounds, 11 assists and 4 steals
- In league games was 14th in scoring, 4th in assists, T-9th in steals, T-12th in 3-point FGs and 3rd in assist/turnover ratio

Other

- Redshirted at BYU in 2010-11 after transferring from UCLA
- Led Bloomington South to a 23-1 record while averaging 13.4 points, 5.9 rebounds and 4.3 assists per game

2012-13 SEASON HIGHS

PTS	11, Georgia State – 11/13/12
1st H	6, Georgia State – 11/13/12
2nd H	9, Tennessee State – 11/9/12
REB	5, Tennessee State – 11/9/12
AST	10, Tennessee State – 11/9/12
STL	4, Georgia State – 11/13/12
BLK	—
FGM	5, Georgia State – 11/13/12
FGA	9, twice, last CSUN – 11/24/12
3PM	1, Georgia State – 11/13/12
3PA	4, twice, last vs. UND – 11/17/12
FTM	3, Tennessee State – 11/9/12
FTA	4, Tennessee State – 11/9/12

CAREER HIGHS

PTS	30, at San Francisco – 2/16/12
REB	7, twice, last at San Diego – 1/16/12
AST	11, Buffalo – 12/20/11
STL	4, at USF – 2/16/12, GSU – 11/13/12
BLK	1, 7 times, last vs. San Diego – 3/2/12
FGM	13, at San Francisco – 2/16/12
FGA	23, at Gonzaga – 2/23/12
3PM	4, twice, last at USF – 2/16/12
3PA	9, at Gonzaga – 2/23/12
FTM	7, at Portland – 2/4/12
FTA	8, at Portland – 2/4/12

MISCELLANEOUS

	12-13	Career
Double-Figure PTS	1 (1-0)	16 (11-5)
20-plus Pts	0 (0-0)	3 (3-0)
Double-Figure REB	0 (0-0)	0 (0-0)
Double-Doubles	0 (0-0)	1 (1-0)
3-plus STL	1 (1-0)	7 (7-0)
3-plus BLK	0 (0-0)	0 (0-0)
3-plus 3-point FG	0 (0-0)	7 (4-3)
Scoring Leader	0 (0-0)	4 (2-2)
Rebound Leader	0 (0-0)	0 (0-0)
Assist Leader	3 (3-0)	19 (14-5)

2012-13 GAME-BY-GAME


Opponent	Date	GS	Min	FG	FGA	Pct	3FG	FGA	Pct	FT	FTA	Pct	Off	Def	TR	Avg	PF	FO	A	TO	Blk	Stl	Pts	Avg	
TENNESSEE STATE	11/09/12	*	30	3	6	.500	0	3	.000	3	4	.750	0	5	5	5.0	2	0	10	4	0	1	9	9.0	
GEORGIA STATE	11/13/12	*	32	5	8	.625	1	2	.500	0	0	.000	0	4	4	4.5	1	0	7	4	0	4	11	10.0	
vs. Florida State	11/16/12	*	16	0	9	.000	0	4	.000	0	1	.000	2	1	3	4.0	0	0	2	2	0	0	0	6.7	
vs. Notre Dame	11/17/12	*	30	1	5	.200	0	4	.000	0	0	.000	0	2	2	3.5	0	0	3	0	0	2	2	5.5	
UTSA	11/21/12	*	10	1	8	.125	0	2	.000	0	0	.000	2	0	2	3.2	1	0	3	1	0	0	2	4.8	
CS NORTHBRIDGE	11/24/12		20	4	9	.444	0	2	.000	0	0	.000	2	0	2	3.0	1	0	6	1	0	1	8	5.3	
vs. Montana	11/28/12																								
at Iowa State	12/01/12																								
UTAH STATE	12/05/12																								
UTAH	12/08/12																								
at Weber State	12/15/12																								
EASTERN NM	12/18/12																								
at Baylor	12/21/12																								
NORTHERN ARIZONA	12/27/12																								
vs. Virginia Tech	12/29/12																								
LMU	01/03/13																								
at San Francisco	01/05/13																								
PEPPERDINE	01/10/13																								
at Santa Clara	01/12/13																								
SAINT MARY'S	01/16/13																								
SAN DIEGO	01/19/13																								
at Gonzaga	01/24/13																								
at Portland	01/26/13																								
at Pepperdine	01/31/13																								
SANTA CLARA	02/02/13																								
at San Diego	02/07/13																								
SAN FRANCISCO	02/09/13																								
PORTLAND	02/16/13																								
at Saint Mary's	02/21/13																								
GONZAGA	02/28/13																								
at LMU	03/02/13																								
Totals			5	138	14	45	.311	1	17	.059	3	5	.600	6	12	18	3.0	5	0	31	12	0	8	32	5.3

CAREER STATISTICS (ALL GAMES)

Year	GP	GS	Min	Avg	FG	FGA	Pct	3FG	FGA	Pct	FT	FTA	Pct	Off	Def	TR	Avg	PF	FO	A	TO	Blk	Stl	Pts	Avg
2011-12	25	24	692	27.7	110	274	.401	41	124	.331	44	58	.759	9	66	75	3.0	58	2	115	75	7	36	305	12.2
2012-13	6	5	138	23.0	14	45	.311	1	17	.059	3	5	.600	6	12	18	3.0	5	0	31	12	0	8	32	5.3
TOTAL	31	29	830	26.8	124	319	.389	42	141	.298	47	63	.746	15	78	93	3.0	63	2	146	87	7	44	337	10.9

CAREER STATISTICS (CONFERENCE GAMES)

Year	GP	GS	Min	Avg	FG	FGA	Pct	3FG	FGA	Pct	FT	FTA	Pct	Off	Def	TR	Avg	PF	FO	A	TO	Blk	Stl	Pts	Avg
2011-12	16	16	437	27.3	72	177	.407	23	77	.299	29	41	.707	7	43	50	3.1	37	2	74	36	4	22	196	12.3
TOTAL	16	16	437	27.3	72	177	.407	23	77	.299	29	41	.707	7	43	50	3.1	37	2	74	36	4	22	196	12.3



12 — JOSH SHARP

6-7 • 185 • SOPHOMORE • FORWARD • HIGHLAND, UTAH (UTAH)

2012-13 SEASON — PPG: 5.8 RPG: 4.7 APG: 0.5 SPG: 0.3 BPG: 1.0 FG%: .556 3FG%: .000 FT%: .714

Last Time Out

- Scored a career-best 9 points and added 3 rebounds and 2 blocks vs. CSUN

Scan for Sharp's bio on BYUCougars.com



In 2012-13

- Scored a career-best 9 points and added 3 rebounds and 2 blocks vs. CSUN
- Set a new career high with 8 points and added 6 rebounds, 1 block and 1 steal vs. UTSA
- Tied his career high with 7 points and a set a new career high with 10 rebounds vs. Notre Dame
- Scored 4 points and added 6 rebounds and 1 steal vs. Georgia State
- Posted 7 points, 3 rebounds and a career-high 2 blocks vs. Tennessee State

In 2011-12

- Played in 28 games and averaged 1.2 points and 1.4 rebounds
- Received Bronze Honors on the WCC Commissioner's Honor Roll

Other

- Parents are Joe and Debbie Sharp
- Wife's name is Jordan
- Served a mission for The Church of Jesus Christ of Latter-day Saints in Houston

2012-13 SEASON HIGHS

PTS	9, CSUN – 11/24/12
1st H	7, CSUN – 11/24/12
2nd H	4, GSU – 11/13/12, UTSA – 11/21/12
REB	10, vs. Notre Dame – 11/17/12
AST	1, 3 times, last CSUN – 11/24/12
STL	1, GSU – 11/13/12, UTSA – 11/21/12
BLK	2, twice, last CSUN – 11/24/12
FGM	4, 3 times, last CSUN – 11/24/12
FGA	7, CSUN – 11/24/12
3PM	—
3PA	1, vs. Notre Dame – 11/17/12
FTM	3, vs. Notre Dame – 11/17/12
FTA	3, vs. Notre Dame – 11/17/12

CAREER HIGHS

PTS	9, CSUN – 11/24/12
REB	10, vs. Notre Dame – 11/17/12
AST	3, Longwood – 11/18/11
STL	1, six times, last, UTSA – 11/21/12
BLK	2, twice, last CSUN – 11/24/12
FGM	4, 3 times, last CSUN – 11/24/12
FGA	7, CSUN – 11/24/12
3PM	1, Prairie View A&M – 11/22/11
3PA	1, six times, last, vs. UND – 11/17/12
FTM	3, Pepp – 2/11/12, vs. UND – 11/17/12
FTA	4, twice, last, Pepperdine – 2/11/12

MISCELLANEOUS

	12-13	Career
Double-Figure PTS	0 (0-0)	0 (0-0)
20-plus Pts	0 (0-0)	0 (0-0)
Double-Figure REB	1 (0-1)	1 (0-1)
Double-Doubles	0 (0-0)	0 (0-0)
3-plus STL	0 (0-0)	0 (0-0)
3-plus BLK	0 (0-0)	0 (0-0)
3-plus 3-point FG	0 (0-0)	0 (0-0)
Scoring Leader	0 (0-0)	0 (0-0)
Rebound Leader	1 (0-1)	1 (0-1)
Assist Leader	0 (0-0)	0 (0-0)

2012-13 GAME-BY-GAME

Opponent	Date	GS	Min	FG	FGA	Pct	3FG	FGA	Pct	FT	FTA	Pct	Off	Def	TR	Avg	PF	FO	A	TO	Blk	Stl	Pts	Avg	
TENNESSEE STATE	11/09/12	*	26	3	5	.600	0	0	.000	1	2	.500	1	2	3	3.0	3	0	1	3	2	0	7	7.0	
GEORGIA STATE	11/13/12	*	25	2	4	.500	0	0	.000	0	0	.000	3	3	6	4.5	2	0	0	1	0	1	4	5.5	
vs. Florida State	11/16/12	*	9	0	0	.000	0	0	.000	0	0	.000	0	0	0	3.0	3	0	0	0	1	0	0	3.7	
vs. Notre Dame	11/17/12	*	38	2	6	.333	0	1	.000	3	3	1.000	7	3	10	4.8	3	0	1	1	0	0	7	4.5	
UTSA	11/21/12	*	30	4	5	.800	0	0	.000	0	0	.000	2	4	6	5.0	2	0	0	1	1	1	8	5.2	
CS NORTHBRIDGE	11/24/12		23	4	7	.571	0	0	.000	1	2	.500	1	2	3	4.7	3	0	1	2	2	0	9	5.8	
vs. Montana	11/28/12																								
at Iowa State	12/01/12																								
UTAH STATE	12/05/12																								
UTAH	12/08/12																								
at Weber State	12/15/12																								
EASTERN NM	12/18/12																								
at Baylor	12/21/12																								
NORTHERN ARIZONA	12/27/12																								
vs. Virginia Tech	12/29/12																								
LMU	01/03/13																								
at San Francisco	01/05/13																								
PEPPERDINE	01/10/13																								
at Santa Clara	01/12/13																								
SAINT MARY'S	01/16/13																								
SAN DIEGO	01/19/13																								
at Gonzaga	01/24/13																								
at Portland	01/26/13																								
at Pepperdine	01/31/13																								
SANTA CLARA	02/02/13																								
at San Diego	02/07/13																								
SAN FRANCISCO	02/09/13																								
PORTLAND	02/16/13																								
at Saint Mary's	02/21/13																								
GONZAGA	02/28/13																								
at LMU	03/02/13																								
Totals			5	151	15	27	.556	0	1	.000	5	7	.714	14	14	28	4.7	16	0	3	8	6	2	35	5.8

CAREER STATISTICS (ALL GAMES)

Year	GP	GS	Min	Avg	FG	FGA	Pct	3FG	FGA	Pct	FT	FTA	Pct	Off	Def	TR	Avg	PF	FO	A	TO	Blk	Stl	Pts	Avg
2011-12	28	0	197	7.0	9	23	.391	1	5	.200	14	23	.609	16	22	38	1.4	21	0	12	12	3	4	33	1.2
2012-13	6	5	151	25.2	15	27	.556	0	1	.000	5	7	.714	14	14	28	4.7	16	0	3	8	6	2	35	5.8
TOTAL	34	5	348	10.2	24	50	.480	1	6	.167	19	30	.633	30	36	66	1.9	37	0	15	20	9	6	68	2.0

CAREER STATISTICS (CONFERENCE GAMES)

Year	GP	GS	Min	Avg	FG	FGA	Pct	3FG	FGA	Pct	FT	FTA	Pct	Off	Def	TR	Avg	PF	FO	A	TO	Blk	Stl	Pts	Avg
2011-12	13	0	63	4.8	0	4	.000	0	1	.000	10	14	.714	6	4	10	0.8	7	0	3	2	3	2	10	0.8
TOTAL	13	0	63	4.8	0	4	.000	0	1	.000	10	14	.714	6	4	10	0.8	7	0	3	2	3	2	10	0.8



13 — BROCK ZYLSTRA

6-6 • 210 • SENIOR • GUARD • LA VERNE, CALIF. (BONITA HS)

2012-13 SEASON — PPG: 9.7 RPG: 4.2 APG: 2.8 SPG: 1.3 BPG: 0.2 FG%: .426 3FG%: .423 FT%: .875

Last Time Out

- Posted season highs of 14 points, 7 rebounds, 5 assists and 1 block vs. CSUN

Scan for Zylstra's bio on BYUcougars.com



In 2012-13

- Has hit a three in all six games including 2 threes in five of six games and has scored in double figures 4 times
- Posted season highs of 14 points, 7 rebounds, 5 assists and 1 block vs. CSUN
- Had 10 points, 4 rebounds and 3 assists vs. Notre Dame
- Against Florida State had 10 points, 3 rebounds, 4 assists and 4 steals
- Against Tennessee State posted 11 points, 4 rebounds and 1 assist and hit 2 threes

In 2011-12

- Received the Most Improved Player Award at the team banquet and Bronze Honors on the WCC Commissioner's Honor Roll
- Was 8th in the WCC in 3-point FG percentage, 10th in steals and 3-point FGs made and 15th in defensive rebounds
- Posted season highs of 26 points, 9 rebounds, 5 assists and 4 steals

Other

- Parents are Dave and Maxine Zylstra
- Wife's name is Sarah and they have a daughter, Sophia

2012-13 SEASON HIGHS

PTS	14, CSUN – 11/24/12
1st H	10, vs. Notre Dame – 11/17/12
2nd H	9, CSUN – 11/24/12
REB	7, CSUN – 11/24/12
AST	5, CSUN – 11/24/12
STL	4, vs. Florida State – 11/16/12
BLK	1, CSUN – 11/24/12
FGM	4, 3 times, last CSUN – 11/24/12
FGA	10, vs. Florida State – 11/16/12
3PM	2, 5 times, last CSUN – 11/24/12
3PA	2, 3 times, last CSUN – 11/24/12
FTM	4, CSUN – 11/24/12
FTA	5, CSUN – 11/24/12

CAREER HIGHS

PTS	26, Buffalo – 12/20/11
REB	9, Portland – 2/25/12
AST	5, twice, last CSUN – 11/24/12
STL	4, three times, last vs. FSU – 11/16/12
BLK	1, 9 times, last, CSUN – 11/24/12
FGM	9, Buffalo – 12/20/11
FGA	16, Buffalo – 12/20/11
3PM	6, vs. San Francisco – 1/7/12
3PA	10, Buffalo – 12/20/11
FTM	6, at Portland – 2/4/12
FTA	9, at Portland – 2/4/12

MISCELLANEOUS

	12-13	Career
Double-Figure PTS	4 (2-2)	13 (11-2)
20-plus Pts	0 (0-0)	4 (4-0)
Double-Figure REB	0 (0-0)	0 (0-0)
Double-Doubles	0 (0-0)	0 (0-0)
3-plus STL	1 (0-1)	4 (2-2)
3-plus BLK	0 (0-0)	0 (0-0)
3-plus 3-point FG	0 (0-0)	7 (7-0)
Scoring Leader	0 (0-0)	4 (4-0)
Rebound Leader	0 (0-0)	2 (2-0)
Assist Leader	0 (0-0)	1 (0-1)

2012-13 GAME-BY-GAME

Opponent	Date	GS	Min	FG	FGA	Pct	3FG	FGA	Pct	FT	FTA	Pct	Off	Def	TR	Avg	PF	FO	A	TO	Blk	Stl	Pts	Avg	
TENNESSEE STATE	11/09/12	*	22	4	7	.571	2	4	.500	1	1	1.000	0	4	4	4.0	2	0	1	1	0	0	11	11.0	
GEORGIA STATE	11/13/12	*	16	3	7	.429	2	5	.400	0	0	.000	0	2	2	3.0	3	0	1	1	0	1	8	9.5	
vs. Florida State	11/16/12	*	31	3	10	.300	2	5	.400	2	2	1.000	1	2	3	3.0	3	0	4	0	0	4	10	9.7	
vs. Notre Dame	11/17/12	*	35	4	9	.444	2	4	.500	0	0	.000	0	4	4	3.3	3	0	3	2	0	0	10	9.8	
UTSA	11/21/12	*	32	2	5	.400	1	3	.333	0	0	.000	0	5	5	3.6	0	0	3	0	0	1	5	8.8	
CS NORTHRIDGE	11/24/12	*	36	4	9	.444	2	5	.400	4	5	.800	0	7	7	4.2	4	0	5	2	1	2	14	9.7	
vs. Montana	11/28/12																								
at Iowa State	12/01/12																								
UTAH STATE	12/05/12																								
UTAH	12/08/12																								
at Weber State	12/15/12																								
EASTERN NM	12/18/12																								
at Baylor	12/21/12																								
NORTHERN ARIZONA	12/27/12																								
vs. Virginia Tech	12/29/12																								
LMU	01/03/13																								
at San Francisco	01/05/13																								
PEPPERDINE	01/10/13																								
at Santa Clara	01/12/13																								
SAINT MARY'S	01/16/13																								
SAN DIEGO	01/19/13																								
at Gonzaga	01/24/13																								
at Portland	01/26/13																								
at Pepperdine	01/31/13																								
SANTA CLARA	02/02/13																								
at San Diego	02/07/13																								
SAN FRANCISCO	02/09/13																								
PORTLAND	02/16/13																								
at Saint Mary's	02/21/13																								
GONZAGA	02/28/13																								
at LMU	03/02/13																								
Totals			6	172	20	47	.426	11	26	.423	7	8	.875	1	24	25	4.2	15	0	17	6	1	8	58	9.7

CAREER STATISTICS (ALL GAMES)

Year	GP	GS	Min	Avg	FG	FGA	Pct	3FG	FGA	Pct	FT	FTA	Pct	Off	Def	TR	Avg	PF	FO	A	TO	Blk	Stl	Pts	Avg
2009-10	20	0	63	3.2	7	18	.389	0	3	.000	5	8	.625	2	11	13	0.7	4	0	2	4	1	1	19	1.0
2010-11	29	0	150	5.2	10	32	.313	6	22	.273	7	12	.583	5	19	24	0.8	13	0	9	4	0	8	33	1.1
2011-12	34	28	959	28.2	97	213	.455	50	133	.376	38	59	.644	32	115	147	4.3	60	0	64	48	7	40	282	8.3
2012-13	6	6	172	28.7	20	47	.426	11	26	.423	7	8	.875	1	24	25	4.2	15	0	17	6	1	8	58	9.7
TOTAL	89	34	1344	15.1	134	310	.432	67	184	.364	57	87	.655	40	169	209	2.3	92	0	92	62	9	57	392	4.4

CAREER STATISTICS (CONFERENCE GAMES)

Year	GP	GS	Min	Avg	FG	FGA	Pct	3FG	FGA	Pct	FT	FTA	Pct	Off	Def	TR	Avg	PF	FO	A	TO	Blk	Stl	Pts	Avg
2009-10	8	0	24	3.0	3	7	.429	0	1	.000	2	4	.500	1	1	2	0.3	2	0	1	2	0	0	8	1.0
2010-11	11	0	40	3.6	2	7	.286	0	3	.000	3	7	.429	2	5	7	0.6	4	0	2	0	0	2	7	0.6
2011-12	15	9	426	28.4	41	88	.466	20	57	.351	20	33	.606	17	57	74	4.9	27	0	23	19	2	17	122	8.1
TOTAL	34	9	490	14.4	46	102	.451	20	61	.328	25	44	.568	20	63	83	2.4	33	0	26	21	2	19	137	4.0



20 — ANSON WINDER

6-3 • 195 • SOPHOMORE • GUARD • LAS VEGAS, NEV. (BISHOP GORMAN HS)

2012-13 SEASON — PPG: 0.3 RPG: 0.0 APG: 0.0 SPG: 0.0 BPG: 0.0 FG%: .000 3FG%: .000 FT%: .500

Last Time Out

- Played 7 minutes vs. CSUN

Scan for Winder's bio on BYUcougars.com



In 2012-13

- Scored first point of the season on a free throw vs. UTSA
- Saw first action of the season against Florida State
- Did not play vs. Tennessee State due to a sprained ankle

In 2011-12

- Started 15 times and played in 34 games
- Posted season highs of 20 points, 4 rebounds, 9 assists, 4 steals and 2 blocks
- Was BYU's assist leader in 7 games, scored in double figures 5 times and had 3-plus steals 7 times

Other

- Parents are Chuck Winder and Teresa Williams
- Also recruited by Nevada, SMU, Portland, UC Riverside and Idaho
- Helped lead Bishop Gorman to back-to-back Nevada 4A state titles
- Averaged 17 points and seven boards as a senior and led Bishop Gorman to a 30-2 record

2012-13 SEASON HIGHS

PTS	1, UTSA – 11/21/12
1st H	—
2nd H	1, UTSA – 11/21/12
REB	—
AST	—
STL	—
BLK	—
FGM	—
FGA	—
3PM	—
3PA	—
FTM	1, UTSA – 11/21/12
FTA	2, UTSA – 11/21/12

CAREER HIGHS

PTS	20, Buffalo – 12/20/11
REB	6, at San Francisco – 2/16/12
AST	9, vs Northern Arizona – 11/30/11
STL	4, vs Nevada – 11/25/11
BLK	2, vs Northern Arizona – 11/30/11
FGM	7, Buffalo – 12/20/11
FGA	9, vs Nevada – 11/25/11
3PM	6, Buffalo – 12/20/11
3PA	7, twice, last, Pepperdine – 2/11/12
FTM	3, twice, last, UCSB – 12/22/11
FTA	5, Longwood – 11/18/11

MISCELLANEOUS

	12-13	Career
Double-Figure PTS	0 (0-0)	5 (5-0)
20-plus Pts	0 (0-0)	1 (1-0)
Double-Figure REB	0 (0-0)	0 (0-0)
Double-Doubles	0 (0-0)	0 (0-0)
3-plus STL	0 (0-0)	7 (5-2)
3-plus BLK	0 (0-0)	0 (0-0)
3-plus 3-point FG	0 (0-0)	2 (2-0)
Scoring Leader	0 (0-0)	0 (0-0)
Rebound Leader	0 (0-0)	1 (1-0)
Assist Leader	0 (0-0)	7 (7-0)

2012-13 GAME-BY-GAME

Opponent	Date	GS	Min	FG	FGA	Pct	3FG	FGA	Pct	FT	FTA	Pct	Off	Def	TR	Avg	PF	FO	A	TO	Blk	Stl	Pts	Avg	
TENNESSEE STATE	11/09/12	DNP																							
GEORGIA STATE	11/13/12	DNP																							
vs. Florida State	11/16/12		1	0	0	.000	0	0	.000	0	0	.000	0	0	0	0.0	1	0	0	0	0	0	0	0.0	
vs. Notre Dame	11/17/12	DNP																							
UTSA	11/21/12		2	0	0	.000	0	0	.000	1	2	.500	0	0	0	0.0	0	0	0	0	0	0	1	0.5	
CS NORTHBRIDGE	11/24/12		7	0	0	.000	0	0	.000	0	0	.000	0	0	0	0.0	0	0	0	0	0	0	0	0.3	
vs. Montana	11/28/12																								
at Iowa State	12/01/12																								
UTAH STATE	12/05/12																								
UTAH	12/08/12																								
at Weber State	12/15/12																								
EASTERN NM	12/18/12																								
at Baylor	12/21/12																								
NORTHERN ARIZONA	12/27/12																								
vs. Virginia Tech	12/29/12																								
LMU	01/03/13																								
at San Francisco	01/05/13																								
PEPPERDINE	01/10/13																								
at Santa Clara	01/12/13																								
SAINT MARY'S	01/16/13																								
SAN DIEGO	01/19/13																								
at Gonzaga	01/24/13																								
at Portland	01/26/13																								
at Pepperdine	01/31/13																								
SANTA CLARA	02/02/13																								
at San Diego	02/07/13																								
SAN FRANCISCO	02/09/13																								
PORTLAND	02/16/13																								
at Saint Mary's	02/21/13																								
GONZAGA	02/28/13																								
at LMU	03/02/13																								
Totals			0	10	0	0	.000	0	0	.000	1	2	.500	0	0	0	0.0	1	0	0	0	0	1	0.3	

CAREER STATISTICS (ALL GAMES)

Year	GP	GS	Min	Avg	FG	FGA	Pct	3FG	FGA	Pct	FT	FTA	Pct	Off	Def	TR	Avg	PF	FO	A	TO	Blk	Stl	Pts	Avg
2011-12	34	15	551	16.2	48	131	.366	25	84	.298	26	41	.634	3	50	53	1.6	40	0	57	32	3	35	147	4.3
2012-13	3	0	10	3.3	0	0	.000	0	0	.000	1	2	.500	0	0	0	0.0	1	0	0	0	0	0	1	0.3
TOTAL	37	15	561	15.2	48	131	.366	25	84	.298	27	43	.628	3	50	53	1.4	41	0	57	32	3	35	148	4.0

CAREER STATISTICS (CONFERENCE GAMES)

Year	GP	GS	Min	Avg	FG	FGA	Pct	3FG	FGA	Pct	FT	FTA	Pct	Off	Def	TR	Avg	PF	FO	A	TO	Blk	Stl	Pts	Avg
2011-12	16	7	238	14.9	23	62	.371	10	36	.278	11	14	.786	1	26	27	1.7	26	0	19	11	0	20	67	4.2
TOTAL	16	7	238	14.9	23	62	.371	10	36	.278	11	14	.786	1	26	27	1.7	26	0	19	11	0	20	67	4.2



23 — CORY CALVERT

6-3 • 185 • FRESHMAN • GUARD • PARKER, COLO. (CHAPARRAL HS)

2012-13 SEASON — PPG: 1.8 RPG: 0.4 APG: 0.4 SPG: 0.2 BPG: 0.0 FG%: .333 3FG%: .200 FT%: .000

Last Time Out

- Did not play vs. CSUN

In 2012-13

- Scored 4 points and dished out 2 assists vs. Florida State
- Posted 3 points and 1 rebound vs. Tennessee State

Before BYU

- Prepped at Chaparral High School for Rob Johnson
- Named the 2012 5A MVP in Colorado by the Denver Post and MaxPreps.com
- Named first-team all-state, Continental League Player of the Year and the Joint Effort Co-Player of the Year
- Led Chaparral to the 2012 5A state title and a 25-3 record while averaging 22.3 points, 6.0 rebounds and 5.1 assists

Scan for Calvert's bio on BYUcougars.com



Other

- Parents are Cory and Michelle
- Has three sisters
- Planning to serve a mission following the season

2012-13 SEASON HIGHS

PTS	4, vs. Florida State – 11/16/12
1st H	2, UTSA – 11/21/12
2nd H	4, vs. Florida State – 11/16/12
REB	1, TSU – 11/9/12, UTSA – 11/21/12
AST	2, vs. Florida State – 11/16/12
STL	1, UTSA – 11/21/12
BLK	—
FGM	2, vs. Florida State – 11/16/12
FGA	5, vs. Florida State – 11/16/12
3PM	1, Tennessee State – 11/9/12
3PA	1, TSU – 11/9/12, UTSA – 11/21/12
FTM	—
FTA	—

MISCELLANEOUS

	12-13	Career
Double-Figure PTS	0 (0-0)	0 (0-0)
20-plus Pts	0 (0-0)	0 (0-0)
Double-Figure REB	0 (0-0)	0 (0-0)
Double-Doubles	0 (0-0)	0 (0-0)
3-plus STL	0 (0-0)	0 (0-0)
3-plus BLK	0 (0-0)	0 (0-0)
3-plus 3-point FG	0 (0-0)	0 (0-0)
Scoring Leader	0 (0-0)	0 (0-0)
Rebound Leader	0 (0-0)	0 (0-0)
Assist Leader	0 (0-0)	0 (0-0)

2012-13 GAME-BY-GAME

Opponent	Date	GS	Min	FG	FGA	Pct	3FG	FGA	Pct	FT	FTA	Pct	Off	Def	TR	Avg	PF	FO	A	TO	Blk	Stl	Pts	Avg	
TENNESSEE STATE	11/09/12		10	1	3	.333	1	2	.500	0	0	.000	0	1	1	1.0	0	0	0	0	0	0	3	3.0	
GEORGIA STATE	11/13/12		8	0	1	.000	0	0	.000	0	0	.000	0	0	0	0.5	0	0	0	0	0	0	0	1.5	
vs. Florida State	11/16/12		12	2	5	.400	0	1	.000	0	0	.000	0	0	0	0.3	3	0	2	1	0	0	4	2.3	
vs. Notre Dame	11/17/12		2	0	0	.000	0	0	.000	0	0	.000	0	0	0	0.3	1	0	0	0	0	0	0	1.8	
UTSA	11/21/12		6	1	3	.333	0	2	.000	0	0	.000	0	1	1	0.4	0	0	0	0	0	1	2	1.8	
CS NORTHBRIDGE	11/24/12	DNP																							
vs. Montana	11/28/12																								
at Iowa State	12/01/12																								
UTAH STATE	12/05/12																								
UTAH	12/08/12																								
at Weber State	12/15/12																								
EASTERN NM	12/18/12																								
at Baylor	12/21/12																								
NORTHERN ARIZONA	12/27/12																								
vs. Virginia Tech	12/29/12																								
LMU	01/03/13																								
at San Francisco	01/05/13																								
PEPPERDINE	01/10/13																								
at Santa Clara	01/12/13																								
SAINT MARY'S	01/16/13																								
SAN DIEGO	01/19/13																								
at Gonzaga	01/24/13																								
at Portland	01/26/13																								
at Pepperdine	01/31/13																								
SANTA CLARA	02/02/13																								
at San Diego	02/07/13																								
SAN FRANCISCO	02/09/13																								
PORTLAND	02/16/13																								
at Saint Mary's	02/21/13																								
GONZAGA	02/28/13																								
at LMU	03/02/13																								
Totals			0	38	4	12	.333	1	5	.200	0	0	.000	0	2	2	0.4	4	0	2	1	0	1	9	1.8

CAREER STATISTICS (ALL GAMES)

Year	GP	GS	Min	Avg	FG	FGA	Pct	3FG	FGA	Pct	FT	FTA	Pct	Off	Def	TR	Avg	PF	FO	A	TO	Blk	Stl	Pts	Avg
2012-13	5	0	38	7.6	4	12	.333	1	5	.200	0	0	.000	0	2	2	0.4	4	0	2	1	0	1	9	1.8
TOTAL	5	0	38	7.6	4	12	.333	1	5	.200	0	0	.000	0	2	2	0.4	4	0	2	1	0	1	9	1.8

CAREER STATISTICS (CONFERENCE GAMES)

Year	GP	GS	Min	Avg	FG	FGA	Pct	3FG	FGA	Pct	FT	FTA	Pct	Off	Def	TR	Avg	PF	FO	A	TO	Blk	Stl	Pts	Avg
2012-13	0	0	0	0.0	0	0	.000	0	0	.000	0	0	.000	0	0	0	0.0	0	0	0	0	0	0	0	0.0
TOTAL	0	0	0	0.0	0	0	.000	0	0	.000	0	0	.000	0	0	0	0.0	0	0	0	0	0	0	0	0.0



33 — NATE AUSTIN

6-11 • 230 • SOPHOMORE • FORWARD • ALPINE, UTAH (LONE PEAK HS)

2012-13 SEASON — PPG: 3.5 RPG: 4.7 APG: 0.3 SPG: 0.2 BPG: 0.8 FG%: .364 3FG%: .000 FT%: .500

Last Time Out

- Against CSUN had 3 points, 5 rebounds and 1 block

Scan for Austin's bio on BYUcougars.com



In 2012-13

- Against CSUN had 3 points, 5 rebounds and 1 block
- Had 4 points, 8 rebounds and 1 steal vs. Florida State
- Had 4 points, 4 boards, 2 assists and 2 blocks against Georgia State
- Totaled 4 points, 7 rebounds and 2 blocks vs. Tennessee State

In 2011-12

- Played in every game this season and started 1 game
- Posted season highs of 15 points, 10 rebounds, 3 assists and 2 blocks
- Tied for 10th in the WCC in offensive rebounds in league games
- Career-high 15 points came on 7 of 8 shooting vs. Weber State

Other

- Served a mission for The Church of Jesus Christ of Latter-day Saints in McAllen, Texas
- Also recruited by Boise State and Utah State

2012-13 SEASON HIGHS

PTS	4, four times, last vs. UND – 11/17/12
1st H	4, three times, last vs. FSU – 11/16/12
2nd H	2, vs. Notre Dame – 11/17/12
REB	8, vs. Florida State – 11/16/12
AST	2, Georgia State – 11/13/12
STL	1, vs. Florida State – 11/16/12
BLK	2, TSU – 11/9/12, GSU – 11/13/12
FGM	2, three times, last vs. UND – 11/17/12
FGA	6, vs. Florida State – 11/16/12
3PM	—
3PA	1, vs. Florida State – 11/16/12
FTM	2, vs. Florida State – 11/16/12
FTA	4, vs. Florida State – 11/16/12

CAREER HIGHS

PTS	15, Weber State -- 12/07/11
REB	10, at Gonzaga -- 2/23/12
AST	3, vs. San Diego -- 3/2/12
STL	1, 10 times, last vs. FSU – 11/16/12
BLK	2, four times, last, GSU – 11/13/12
FGM	7, Weber State -- 12/07/11
FGA	8, Weber State -- 12/07/11
3PM	1, 7 times, last, vs. Iona – 3/13/12
3PA	2, 8 times, last, vs. Iona – 3/13/12
FTM	3, Buffalo -- 12/20/11
FTA	4, 4 times, last vs. FSU – 11/16/12

MISCELLANEOUS

	12-13	Career
Double-Figure PTS	0 (0-0)	2 (2-0)
20-plus Pts	0 (0-0)	0 (0-0)
Double-Figure REB	0 (0-0)	0 (0-0)
Double-Doubles	0 (0-0)	0 (0-0)
3-plus STL	0 (0-0)	0 (0-0)
3-plus BLK	0 (0-0)	0 (0-0)
3-plus 3-point FG	0 (0-0)	0 (0-0)
Scoring Leader	0 (0-0)	0 (0-0)
Rebound Leader	1 (1-0)	5 (4-1)
Assist Leader	0 (0-0)	0 (0-0)

2012-13 GAME-BY-GAME

Opponent	Date	GS	Min	FG	FGA	Pct	3FG	FGA	Pct	FT	FTA	Pct	Off	Def	TR	Avg	PF	FO	A	TO	Blk	Stl	Pts	Avg	
TENNESSEE STATE	11/09/12		17	2	4	.500	0	0	.000	0	0	.000	1	6	7	7.0	4	0	0	0	2	0	4	4.0	
GEORGIA STATE	11/13/12		16	2	5	.400	0	0	.000	0	0	.000	0	4	4	5.5	1	0	2	1	2	0	4	4.0	
vs. Florida State	11/16/12		22	1	6	.167	0	1	.000	2	4	.500	6	2	8	6.3	2	0	0	1	0	1	4	4.0	
vs. Notre Dame	11/17/12		11	2	5	.400	0	0	.000	0	0	.000	2	0	2	5.3	2	0	0	0	0	0	4	4.0	
UTSA	11/21/12		7	0	0	.000	0	0	.000	2	2	1.000	1	1	2	4.6	2	0	0	1	0	0	2	3.6	
CS NORTHRIDGE	11/24/12		8	1	2	.500	0	0	.000	1	4	.250	2	3	5	4.7	1	0	0	0	1	0	3	3.5	
vs. Montana	11/28/12																								
at Iowa State	12/01/12																								
UTAH STATE	12/05/12																								
UTAH	12/08/12																								
at Weber State	12/15/12																								
EASTERN NM	12/18/12																								
at Baylor	12/21/12																								
NORTHERN ARIZONA	12/27/12																								
vs. Virginia Tech	12/29/12																								
LMU	01/03/13																								
at San Francisco	01/05/13																								
PEPPERDINE	01/10/13																								
at Santa Clara	01/12/13																								
SAINT MARY'S	01/16/13																								
SAN DIEGO	01/19/13																								
at Gonzaga	01/24/13																								
at Portland	01/26/13																								
at Pepperdine	01/31/13																								
SANTA CLARA	02/02/13																								
at San Diego	02/07/13																								
SAN FRANCISCO	02/09/13																								
PORTLAND	02/16/13																								
at Saint Mary's	02/21/13																								
GONZAGA	02/28/13																								
at LMU	03/02/13																								
Totals			0	81	8	22	.364	0	1	.000	5	10	.500	12	16	28	4.7	12	0	2	3	5	1	21	3.5

CAREER STATISTICS (ALL GAMES)

Year	GP	GS	Min	Avg	FG	FGA	Pct	3FG	FGA	Pct	FT	FTA	Pct	Off	Def	TR	Avg	PF	FO	A	TO	Blk	Stl	Pts	Avg
2011-12	35	1	450	12.9	58	107	.542	7	23	.304	20	39	.513	53	79	132	3.8	95	6	19	20	15	9	143	4.1
2012-13	6	0	81	13.5	8	22	.364	0	1	.000	5	10	.500	12	16	28	4.7	12	0	2	3	5	1	21	3.5
TOTAL	41	1	531	13.0	66	129	.512	7	24	.292	25	49	.510	65	95	160	3.9	107	6	21	23	20	10	164	4.0

CAREER STATISTICS (CONFERENCE GAMES)

Year	GP	GS	Min	Avg	FG	FGA	Pct	3FG	FGA	Pct	FT	FTA	Pct	Off	Def	TR	Avg	PF	FO	A	TO	Blk	Stl	Pts	Avg
2011-12	16	1	230	14.4	28	52	.538	2	10	.200	12	22	.545	33	36	69	4.3	48	4	9	8	5	5	70	4.4
TOTAL	16	1	230	14.4	28	52	.538	2	10	.200	12	22	.545	33	36	69	4.3	48	4	9	8	5	5	70	4.4



42 — IAN HARWARD

6-11 • 215 • FRESHMAN • CENTER • OREM, UTAH (OREM HS)

2012-13 SEASON — PPG: 2.2 RPG: 1.0 APG: 0.0 SPG: 0.3 BPG: 0.0 FG%: .500 3FG%: .000 FT%: .833

Last Time Out

- Posted 2 points and 1 rebound vs. CSUN

Scan for Harward's bio on BYUcougars.com



In 2012-13

- Has scored 13 points in the last three games after going scoreless in the first three
- Scored 4 points and added a career-best 3 boards vs. UTSA
- Scored 7 points vs. Notre Dame on 2 of 3 shooting from the field and 3 of 4 shooting from the free throw line and added 1 steal
- Had 1 rebound vs. Florida State and 1 vs. Georgia State

Before BYU

- Helped Orem to a 15-7 record and averaged 14.0 points per game
- Played for the Pump 'N Run AAU team run by John Palica and coached by O'Connor and Todd Phillips

Other

- Parents are Brad and Alice Harward
- Wife's name is Sarah
- Served a mission for The Church of Jesus Christ of Latter-day Saints in San Antonio, Texas

2012-13 SEASON HIGHS

PTS	7, vs. Notre Dame – 11/17/12
1st H	7, vs. Notre Dame – 11/17/12
2nd H	—
REB	3, UTSA – 11/21/12
AST	—
STL	1, vs. Notre Dame – 11/17/12
BLK	—
FGM	2, vs. UND – 11/17/12, UTSA – 11/21/12
FGA	3, vs. Notre Dame – 11/17/12
3PM	—
3PA	—
FTM	3, vs. Notre Dame – 11/17/12
FTA	4, vs. Notre Dame – 11/17/12

MISCELLANEOUS

	12-13	Career
Double-Figure PTS	0 (0-0)	0 (0-0)
20-plus Pts	0 (0-0)	0 (0-0)
Double-Figure REB	0 (0-0)	0 (0-0)
Double-Doubles	0 (0-0)	0 (0-0)
3-plus STL	0 (0-0)	0 (0-0)
3-plus BLK	0 (0-0)	0 (0-0)
3-plus 3-point FG	0 (0-0)	0 (0-0)
Scoring Leader	0 (0-0)	0 (0-0)
Rebound Leader	0 (0-0)	0 (0-0)
Assist Leader	0 (0-0)	0 (0-0)

2012-13 GAME-BY-GAME

Opponent	Date	GS	Min	FG	FGA	Pct	3FG	FGA	Pct	FT	FTA	Pct	Off	Def	TR	Avg	PF	FO	A	TO	Blk	Stl	Pts	Avg	
TENNESSEE STATE	11/09/12		2	0	0	.000	0	0	.000	0	0	.000	0	0	0	0.0	2	0	0	0	0	0	0	0.0	
GEORGIA STATE	11/13/12		2	0	1	.000	0	0	.000	0	0	.000	0	1	1	0.5	1	0	0	1	0	0	0	0.0	
vs. Florida State	11/16/12		2	0	0	.000	0	0	.000	0	0	.000	1	0	1	0.7	2	0	0	1	0	0	0	0.0	
vs. Notre Dame	11/17/12		11	2	3	.667	0	0	.000	3	4	.750	0	0	0	0.5	5	1	0	0	0	1	7	1.8	
UTSA	11/21/12		8	2	2	1.000	0	0	.000	0	0	.000	1	2	3	1.0	2	0	0	0	0	0	4	2.2	
CS NORTHBRIDGE	11/24/12		4	0	2	.000	0	0	.000	2	2	1.000	1	0	1	1.0	2	0	0	1	0	0	2	2.2	
vs. Montana	11/28/12																								
at Iowa State	12/01/12																								
UTAH STATE	12/05/12																								
UTAH	12/08/12																								
at Weber State	12/15/12																								
EASTERN NM	12/18/12																								
at Baylor	12/21/12																								
NORTHERN ARIZONA	12/27/12																								
vs. Virginia Tech	12/29/12																								
LMU	01/03/13																								
at San Francisco	01/05/13																								
PEPPERDINE	01/10/13																								
at Santa Clara	01/12/13																								
SAINT MARY'S	01/16/13																								
SAN DIEGO	01/19/13																								
at Gonzaga	01/24/13																								
at Portland	01/26/13																								
at Pepperdine	01/31/13																								
SANTA CLARA	02/02/13																								
at San Diego	02/07/13																								
SAN FRANCISCO	02/09/13																								
PORTLAND	02/16/13																								
at Saint Mary's	02/21/13																								
GONZAGA	02/28/13																								
at LMU	03/02/13																								
Totals			0	29	4	8	.500	0	0	.000	5	6	.833	3	3	6	1.0	14	1	0	3	0	1	13	2.2

CAREER STATISTICS (ALL GAMES)

Year	GP	GS	Min	Avg	FG	FGA	Pct	3FG	FGA	Pct	FT	FTA	Pct	Off	Def	TR	Avg	PF	FO	A	TO	Blk	Stl	Pts	Avg
2012-13	6	0	29	4.8	4	8	.500	0	0	.000	5	6	.833	3	3	6	1.0	14	1	0	3	0	1	13	2.2
TOTAL	6	0	29	4.8	4	8	.500	0	0	.000	5	6	.833	3	3	6	1.0	14	1	0	3	0	1	13	2.2

CAREER STATISTICS (CONFERENCE GAMES)

Year	GP	GS	Min	Avg	FG	FGA	Pct	3FG	FGA	Pct	FT	FTA	Pct	Off	Def	TR	Avg	PF	FO	A	TO	Blk	Stl	Pts	Avg
2012-13	0	0	0	0.0	0	0	.000	0	0	.000	0	0	.000	0	0	0	0.0	0	0	0	0	0	0	0	0.0
TOTAL	0	0	0	0.0	0	0	.000	0	0	.000	0	0	.000	0	0	0	0.0	0	0	0	0	0	0	0	0.0

5 players scored in double figures

2/4/12 at Portland, 79-60 W, Davies - 18, Carlino - 13, Hartsock - 12, Cusick - 12, Zylstra - 12

6 players scored in double figures

12/7/11 vs. Weber State, 94-66 W, Hartsock - 19, Austin - 15, Abouo - 15, Rogers - 15, Zylstra - 15, Davies - 11

No players scored in double figures

2/21/05 at Air Force, 39-70 L

One player recorded a double-double

11/21/12 vs. UTSA
Brandon Davies, 22 points, 10 rebounds

Two players record a double-double

2/23/12 at Gonzaga
Brandon Davies, 23 points, 10 rebounds
Charles Abouo, 10 points, 10 rebounds

Two double-digit rebounders

2/23/12 at Gonzaga
Davies, Abouo and Austin - 10 rebounds

Six players had 5 or more rebounds

1/1/11 vs. Fresno Pacific, C. Collinsworth-8, Rogers-5, Emery-5, Hartsock-5, Abouo-5, Davies-5

Five players had 6 or more rebounds

11/20/10 vs. Chicago State, Abouo-8, K. Collinsworth-7, Rogers-7, Anderson-6, C. Collinsworth-6, Davies-6

Four players had 9 or more rebounds

12/30/06 vs. Seton Hall, Cummand-12, Plaisted-9, Young-9, Ainge-9

Two players fouled out

2/23/12 vs. Saint Mary's
Brandon Davies, Nate Austin

Three or more players fouled out

1/3/09 vs. Wake Forest
Chris Miles, Gavin MacGregor, Charles Abouo

A BYU player received a technical foul

11/24/12 vs. CSUN, Brandon Davies and Brock Zylstra

An opponent player received a technical foul

11/24/12 vs. CSUN, Josh Greene

A BYU Coach received a technical foul

3/8/12 vs. Gonzaga - Dave Rose

An opponent Coach received a technical foul

12/20/11 vs. Buffalo - Reggie Witherspoon

A BYU player ejected from a game

11/23/02 vs. Kansas State
Travis Hansen (2 technical fouls)

An opponent player ejected from a game

1/30/10 vs. Utah - Marshall Henderson (flagrant foul)

A coach ejected from the game

11/30/05 vs. Lamar (at Delta Center)
Lamar coach Billy Tubbs (2 technical fouls)

AT LEAST two players scored 20+ points

11/21/12 vs. UTSA, Davies 22, Haws 20

Three players scored 20+ points

1/14/12 vs. Santa Clara, Davies 23, Carlino 21, Hartsock 21

Four players scored 20+ points

1/13/79 vs. UNM, D. Ainge-27, Scott Runia-25, Devin Durrant-20, Alan Taylor-20

Two players scored 25+ points

3/18/10 vs. Florida-NCAA 1st Round
Jimmer Fredette 37, Michael Loyd, Jr. 26

A player scored 30+ points

11/24/12 vs. CSUN, Tyler Haws, 32

A player attempted 20 or more field goals

11/17/12 vs. Notre Dame, Tyler Haws, 20

A player with 5 or more steals

2/23/12 at Gonzaga, Brandon Davies, 6

A player had double-digit assists

11/13/12 vs. Tennessee State, Matt Carlino, 10

A player made double-digit free throws

11/24/12 vs. CSUN, Tyler Haws (12-12)

A player shot 100% at the free throw line (min. 8 atts)

11/24/12 vs. CSUN, Tyler Haws (12-12)

A player shot 100% from the floor (min. 5 atts)

1/7/12 vs. San Francisco, Brock Zylstra (8-8)

A player shot 100% on threes (min. 3 atts)

1/7/12 vs. San Francisco, Brock Zylstra (6-6)

Did not make a three

11/22/96 vs. CS Fullerton (0-9)

Last time opponent did not make a three

2/2/08 at Wyoming (0-15)

BYU had six or fewer turnovers

1/11/11 at Utah, 5

BYU committed 25-plus turnovers

12/15/07 vs. Pepperdine, 86-67 W (29)

BYU committed 11 or less team fouls in a game

1/21/12 at Pepperdine, 11

BYU scored 90 points

1/14/12 vs. Santa Clara, 95-78 W

BYU scored 100 points

3/5/11 vs. Wyoming, 102-78 W

BYU scored 110 points

12/22/09 vs. Nevada 110-104 W

BYU scored less than 50 points in a game

1/15/08 at UNLV 41-70 L

Held opponent to less than 50 points in a game

12/10/11 at Utah 61-42 W

BYU scored less than 40 points in a game

2/21/05 at Air Force 39-70 L

Held opponent to less than 40 points in a game

11/23/10 vs. Mississippi Valley State 83-36 W

Shot 60% from the field

3/6/10 at TCU, (.623), 38-61

Opponent shot 60% from the field

12/22/05 at Utah State, (.600), 36-60

Shot 70% from the field in a half

3/6/10 at TCU, (.720), 18-25

Did not miss a 2-point FG attempt in a half

2/23/04 vs. Air Force, 13-13 inside the arc, (14-17, .824 overall)

Shot less than 30% from the field

2/21/05 at Air Force, (.280), 14-50

Shot 100% from the free throw line

11/26/11 vs. Wisconsin (11-11)

Shot 90% from the free throw line (at least 10 attempts)

11/30/11 vs. Northern Arizona, (.900), 9-10

Shot less than 50% from the free throw line

11/20/08 vs. North Florida, (.400), 4-10

Shot 60% on 3-pointers

1/7/12 vs. San Francisco, (.632), 12-19

Shot 70% on 3-pointers

1/26/08 vs. New Mexico, (.813), 13-16

Opponent scored less than 20 points in the 1st half

12/10/11 at Utah, 17 (25-17, 61-42 W)

Opponent scored less than 20 points in the 2nd half

3/13/12 vs. Iona, 17 (38-17, 78-72 W)

BYU scored less than 20 points in the 1st half

2/21/05 at Air Force, 13 (BYU trailed 13-37)

BYU scored less than 20 points in the 2nd half

1/15/00 vs. Utah, 19

Opponent scored 50 or more points in a half

3/13/12 vs. Iona, 55 (first half)

BYU scored 50 or more points in the first half

1/11/11 at Utah, 53

BYU scored 50 or more points in the second half

1/14/12 vs. Santa Clara, 50

BYU scored 60 or more points in the first half

11/20/10 vs. Chicago State, 60

BYU scored 60 or more points in the second half

12/22/09 vs. Nevada, 64

Won by 50 or more points (largest margin ever)

12/22/06 vs. W. Oregon (62) 102-40

Won by 50 or more points

11/23/10 vs. Mississippi Valley State (50) 86-36

Won by 40 or more points

11/23/10 vs. Mississippi Valley State (50) 86-36

Won by 30 or more points

2/11/12 vs. Pepperdine (38) 86-48

Won by 25 or more points

1/7/12 vs. San Francisco (25) 81-56

Lost by 35-plus points

11/22/04 vs. North Carolina (36) 86-50

Lost by 30-plus points

2/21/05 at Air Force (31) 39-70

Lost by 25-plus points

1/15/08 at UNLV (29) 70-41

Played an overtime game

3/24/11 vs. Florida, 74-83 (OT)

Won in single overtime

2/26/08 at New Mexico, 70-69

Lost in overtime

3/24/11 vs. Florida, 74-83 (OT)

Played a double OT game

11/26/10 vs. South Florida, 77-75 (2OT)

Played a triple OT game

2/28/98 at UTEP 76-75 W (3OT)

Won 15-straight games

2009-10 (15)

Won 10-straight games

2010-11 (10)

Lost 3-straight games

2004-05 (three times)
last time - @ New Mexico, @ Air Force, @ Utah

Lost 4-straight games

2004-05 @ New Mexico, @ Air Force, @ Utah, UNLV

Lost 5-straight games

2004-05 @ UNM, @ AFA, @ Utah, UNLV, vs. UNM (at MWC)

Lost 9-straight games

1997-98

Lost 10-straight games

1996-97 (21) - school record

Played an NCAA Tournament game

3/15/12 vs. Marquette-NCAA 2nd Round, 68-88

Won an NCAA Tournament game

3/13/12 vs. Iona-NCAA 1st Round, 78-72

Won two NCAA Tournament games

1980-81 Princeton 60-51, UCLA 78-55, Notre Dame 51-50, then lost to Virginia 60-74
2010-11 Wofford 74-66, Gonzaga 89-67

Won three NCAA Tournament games

1980-81 Princeton 60-51, UCLA 78-55, Notre Dame 51-50, then lost to Virginia 60-74

Played in the NIT

3/15/06 at Houston 67-77 L

Won an NIT game

3/14/02 vs. UC Irvine 78-55 W

Won two NIT games

1999-00 Bowling Green 81-54, So. Illinois 82-57
Then lost to Notre Dame in quarterfinals

Won three NIT games

1965-66 NIT CHAMPIONS
1950-51 NIT CHAMPIONS

Won a conference tournament

2000-01

Won a regular season conference title

2010-11

Won a conference regular season outright

2007-08

Defeated a ranked team

2/2/12 vs. Gonzaga (24/RV), 83-73

Defeated a ranked team at home

2/2/12 vs. Gonzaga (24/RV), 83-73

Defeated a ranked team on the road

2/26/11 at SDSU (6/4), 80-67

Was ranked in the top 25 AP Poll

3/14/11 Ranked 10th

Was ranked in the top 25 Coaches Poll

3/29/11 Ranked 13th

Finished season ranked in the top 25 polls

2010-11 10th (AP), 13th (Coaches)

Official Basketball Box Score -- Game Totals -- Final Statistics
Tennessee State vs BYU
11/09/12 7:05 pm at Provo, Utah, Marriott Center

Tennessee State 66 • 0-1, 0-0 OVC

#	Player	Total		3-Ptr		Rebounds			PF	TP	A	TO	Blk	Stl	Min
		FG-FGA	FG-FGA	FT-FTA	Off	Def	Tot								
01	THORNTON, Kellen	* 9-18	2-5	0-0	4	4	8	2	20	1	3	0	1	31	
02	MILLER, Patrick	* 3-10	2-3	4-4	0	4	4	4	12	9	3	0	3	33	
04	RHETT, M.J.	* 1-3	0-0	3-5	3	5	8	3	5	0	2	0	1	17	
33	COVINGTON, Robert	* 2-12	0-2	5-6	1	4	5	5	9	1	1	2	2	19	
45	CYPHERS, Jordan	* 2-8	1-4	2-3	0	1	1	2	7	0	3	2	1	25	
03	BUTCHER, Kharon	* 1-6	1-4	0-0	1	2	3	4	3	2	0	0	0	21	
05	HARRIS, Jay	0-0	0-0	0-2	1	0	1	3	0	1	3	0	0	13	
22	FREDRICK, Tashan	0-0	0-0	0-0	0	1	1	0	0	0	0	0	0	6	
24	McCLUNG, Devante	1-2	0-0	0-1	0	2	2	1	2	0	2	0	0	10	
32	WELLIAN, Chaed	0-2	0-1	0-0	0	0	0	0	0	0	0	0	0	5	
44	GREEN, Michael	4-7	0-2	0-2	2	2	4	0	8	1	0	0	0	20	
Team					2	1	3								
Totals		23-68	6-21	14-23	14	26	40	24	66	15	17	4	8	200	

FG % 1st Half: 10-26 38.5% 2nd half: 13-42 31.0% Game: 23-68 33.8% Deadball Rebounds 3
 3FG % 1st Half: 4-11 36.4% 2nd half: 2-10 20.0% Game: 6-21 28.6%
 FT % 1st Half: 4-7 57.1% 2nd half: 10-16 62.5% Game: 14-23 60.9%

BYU 81 • 1-0, 0-0 WCC

#	Player	Total		3-Ptr		Rebounds			PF	TP	A	TO	Blk	Stl	Min
		FG-FGA	FG-FGA	FT-FTA	Off	Def	Tot								
00	DAVIES, Brandon	* 7-9	0-0	2-4	0	7	7	4	16	3	5	4	2	31	
03	HAWS, Tyler	* 7-15	0-2	8-9	0	4	4	1	22	1	1	0	0	30	
10	CARLINO, Matt	* 3-6	0-3	3-4	0	5	5	2	9	10	4	0	1	30	
12	SHARP, Josh	* 3-5	0-0	1-2	1	2	3	3	7	1	3	2	0	26	
13	ZYLSTRA, Brock	* 4-7	2-4	1-1	0	4	4	2	11	1	1	0	0	22	
01	DELGADO, Raul	0-0	0-0	0-0	0	0	0	0	0	0	0	0	0	5	
02	CUSICK, Craig	2-4	1-1	1-5	0	4	4	0	6	4	3	0	0	22	
05	AMBROSINO, Agustin	1-2	1-2	0-0	0	0	0	1	3	0	0	0	0	5	
23	CALVERT, Cory	1-3	1-2	0-0	0	1	1	0	3	0	0	0	0	10	
33	AUSTIN, Nate	2-4	0-0	0-0	1	6	7	4	4	0	0	2	0	17	
42	HARWARD, Ian	0-0	0-0	0-0	0	0	0	2	0	0	0	0	0	2	
Team					1	4	5								
Totals		30-55	5-14	16-25	3	37	40	19	81	20	17	8	4	200	

FG % 1st Half: 14-29 48.3% 2nd half: 16-26 61.5% Game: 30-55 54.5% Deadball Rebounds 5
 3FG % 1st Half: 2-9 22.2% 2nd half: 3-5 60.0% Game: 5-14 35.7%
 FT % 1st Half: 4-5 80.0% 2nd half: 12-20 60.0% Game: 16-25 64.0%

Officials: James Giron, Marc Beasley, Jeffrey Kent
 Technical fouls: Tennessee State-None. BYU-None.
 Attendance: 16283

Score by periods	1st	2nd	Total
Tennessee State	28	38	66
BYU	34	47	81

Last FG - TSU 2nd-01:13, BYU 2nd-00:49.
 Largest lead - TSU by 5 1st-12:52, BYU by 19 2nd-02:07.

	In	Off	2nd	Fast	Bench
Points	Paint	T/O	Chance	Break	
TSU	18	17	11	2	13
BYU	40	17	2	18	16

Score tied - 5 times.
 Lead changed - 8 times.

Official Basketball Box Score -- Game Totals -- Final Statistics
Georgia State vs BYU
11/13/12 7:05 pm at Provo, Utah, Marriott Center

Georgia State 62 • 0-2

#	Player	Total		3-Ptr		Rebounds			PF	TP	A	TO	Blk	Stl	Min
		FG-FGA	FG-FGA	FT-FTA	Off	Def	Tot								
12	White, Devonta	* 5-17	0-6	4-4	1	4	5	0	14	3	5	0	3	36	
22	Hunter, R.J.	* 2-9	0-5	8-9	2	5	7	1	12	2	2	1	2	34	
23	Atkins, Manny	* 9-18	3-6	0-0	2	6	8	2	21	1	1	0	3	36	
33	Crider, Markus	* 0-0	0-0	0-0	0	1	1	1	0	0	2	0	0	13	
45	Burguillos, Denny	* 4-6	0-0	1-2	3	3	6	4	9	0	0	1	1	28	
02	Green, Ryann	0-1	0-1	0-0	0	0	0	0	0	0	0	0	0	1	
20	Travers, David	0-0	0-0	0-0	0	0	0	0	0	0	0	0	0	1	
21	Solomon, Cameron	0-3	0-0	0-0	1	0	1	0	0	0	2	0	0	5	
25	Richardson, Rashaad	3-9	0-4	0-0	0	2	2	4	6	2	1	0	3	32	
31	Shipes, T.J.	0-2	0-0	0-0	1	0	1	2	0	0	1	0	0	8	
50	Vincent, James	0-0	0-0	0-0	1	0	1	0	0	0	0	1	0	4	
Team					0	1	1								
Totals		23-65	3-22	13-15	11	22	33	14	62	9	14	3	13	200	

FG % 1st Half: 9-34 26.5% 2nd half: 14-31 45.2% Game: 23-65 35.4% Deadball Rebounds 0
 3FG % 1st Half: 2-12 16.7% 2nd half: 1-10 10.0% Game: 3-22 13.6%
 FT % 1st Half: 6-6 100.0% 2nd half: 7-9 77.8% Game: 13-15 86.7%

BYU 80 • 2-0

#	Player	Total		3-Ptr		Rebounds			PF	TP	A	TO	Blk	Stl	Min
		FG-FGA	FG-FGA	FT-FTA	Off	Def	Tot								
00	DAVIES, Brandon	* 10-14	0-0	8-10	2	7	9	3	28	3	3	3	2	29	
03	HAWS, Tyler	* 8-12	4-6	2-2	1	6	7	0	22	5	4	0	2	32	
10	CARLINO, Matt	* 5-8	1-2	0-0	0	4	4	1	11	7	4	0	4	32	
12	SHARP, Josh	* 2-4	0-0	0-0	3	3	6	2	4	0	1	0	1	25	
13	ZYLSTRA, Brock	* 3-7	2-5	0-0	0	2	2	3	8	1	1	0	1	16	
01	DELGADO, Raul	0-1	0-1	0-0	1	3	4	2	0	1	0	0	0	10	
02	CUSICK, Craig	1-5	1-4	0-0	0	1	1	1	3	2	1	0	2	23	
05	AMBROSINO, Agustin	0-2	0-2	0-0	0	0	0	1	0	0	0	1	0	7	
23	CALVERT, Cory	0-1	0-0	0-0	0	0	0	0	0	0	0	0	0	8	
33	AUSTIN, Nate	2-5	0-0	0-0	0	4	4	1	4	2	1	2	0	16	
42	HARWARD, Ian	0-1	0-0	0-0	0	1	1	1	0	0	1	0	0	2	
Team					1	2	3								
Totals		31-60	8-20	10-12	8	33	41	15	80	21	16	6	12	200	

FG % 1st Half: 18-31 58.1% 2nd half: 13-29 44.8% Game: 31-60 51.7% Deadball Rebounds 1
 3FG % 1st Half: 6-12 50.0% 2nd half: 2-8 25.0% Game: 8-20 40.0%
 FT % 1st Half: 2-2 100.0% 2nd half: 8-10 80.0% Game: 10-12 83.3%

Officials: Michael Reed, Gregory Nixon, Mark Cook
 Technical fouls: Georgia State-None. BYU-None.
 Attendance: 13181

Score by periods	1st	2nd	Total
Georgia State	26	36	62
BYU	44	36	80

Last FG - GSU 2nd-00:23, BYU 2nd-02:00.
 Largest lead - GSU None, BYU by 29 1st-10:31.

	In	Off	2nd	Fast	Bench
Points	Paint	T/O	Chance	Break	
GSU	24	15	8	4	6
BYU	42	20	7	14	7

Score tied - 0 times.
 Lead changed - 0 times.

Official Basketball Box Score -- Game Totals -- Final Statistics
Florida State vs BYU
11/16/12 7:10 p.m. at Brooklyn, N.Y. (Barclays Center)

Florida State 88 • 2-1

#	Player	Total		3-Ptr		Rebounds			PF	TP	A	TO	Blk	Stl	Min
		FG-FGA	FG-FGA	FT-FTA	Off	Def	Tot								
10	White, Okaro	f 5-6	1-2	6-7	0	6	6	2	17	2	2	2	0	23	
11	Turpin, Kiel	c 1-3	0-0	0-0	3	2	5	1	2	1	0	2	1	14	
05	Brandon, Montay	g 0-3	0-2	1-4	0	3	3	3	1	3	2	0	0	19	
21	Snaer, Michael	g 4-9	3-5	5-5	0	10	10	2	16	4	5	0	1	32	
30	Miller, Ian	g 6-8	3-5	0-0	2	1	3	3	15	2	2	0	0	27	
01	Bookert, Devon	5-7	3-4	2-3	1	4	5	4	15	5	2	1	1	20	
02	Shannon, Terrance	4-6	0-0	0-1	0	3	3	4	8	0	1	0	0	16	
14	Gilchrist, Robert	0-1	0-0	0-0	0	0	0	0	0	0	1	0	0	5	
15	Bojanovsky, Boris	1-1	0-0	2-2	0	2	2	1	4	2	1	2	1	18	
25	Thomas, Aaron	2-4	0-0	2-4	1	1	2	1	6	1	2	0	0	14	
31	Whisnant, Terry	1-2	1-2	1-1	0	0	0	1	4	0	1	0	0	10	
50	Ojo, Michael	0-0	0-0	0-0	0	0	0	1	0	0	0	0	0	2	
Team					1	1	2			2					
Totals		29-50	11-20	19-27	8	33	41	23	88	20	20	8	4	200	

FG % 1st Half: 15-25 60.0% 2nd half: 14-25 56.0% Game: 29-50 58.0% Deadball Rebounds 2
 3FG % 1st Half: 4-8 50.0% 2nd half: 7-12 58.3% Game: 11-20 55.0%
 FT % 1st Half: 10-13 76.9% 2nd half: 9-14 64.3% Game: 19-27 70.4%

BYU 70 • 2-1

#	Player	Total		3-Ptr		Rebounds			PF	TP	A	TO	Blk	Stl	Min
		FG-FGA	FG-FGA	FT-FTA	Off	Def	Tot								
00	DAVIES, Brandon	f 6-11	1-1	6-8	2	3	5	4	19	1	3	2	0	21	
12	SHARP, Josh	f 0-0	0-0	0-0	0	0	0	3	0	0	0	1	0	9	
03	HAWS, Tyler	g 10-20	1-4	2-2	6	3	9	3	23	5	3	1	3	35	
10	CARLINO, Matt	g 0-9	0-4	0-1	2	1	3	0	0	2	2	0	0	16	
13	ZYLSTRA, Brock	g 3-10	2-5	2-2	1	2	3	3	10	4	0	0	4	31	
01	DELGADO, Raul	0-2	0-1	0-0	0	0	0	1	0	0	0	0	0	7	
02	CUSICK, Craig	3-11	2-7	2-2	1	1	2	3	10	3	0	0	1	30	
05	AMBROSINO, Agustin	0-1	0-1	0-0	1	0	1	1	0	0	1	1	1	14	
20	WINDER, Anson	0-0	0-0	0-0	0	0	0	0	1	0	0	0	0	1	
23	CALVERT, Cory	2-5													

Official Basketball Box Score -- Game Totals -- Final Statistics
UTSA vs BYU
11/21/12 7:05 pm at Provo, Utah, Marriott Center

UTSA 62 • 3-2, 0-0 WAC

##	Player	Total		3-Ptr		Rebounds			PF	TP	A	TO	Blk	Stl	Min
		FG-FGA	FG-FGA	FT-FTA	Off	Def	Tot								
03	Wilkins, Larry	* 2-6	0-0	0-0	0	1	1	3	4	3	2	0	0	26	
11	Hale III, Michael	* 4-8	2-4	3-4	0	2	2	1	13	4	4	0	2	40-	
12	Hill, Jeromie	* 5-17	1-4	1-2	0	6	6	4	12	0	1	0	1	37	
22	Burrage, Kannon	* 9-21	0-4	4-4	0	3	3	1	22	2	1	0	1	37	
32	Sims, Jordan	* 2-3	1-2	0-0	0	2	2	1	5	1	0	0	4	23	
00	Price, A.J.	0-0	0-0	0-0	0	1	1	0	0	0	0	0	0	8	
02	Thomas, Hyjii	1-2	0-0	0-1	0	2	2	1	2	0	1	0	0	11	
10	Hines, Jeremy	0-0	0-0	0-0	0	0	0	0	0	0	0	0	0	0+	
20	McGregor, Edrico	1-3	0-0	2-2	1	0	1	5	4	0	1	0	0	11	
42	Wood, Tyler	0-1	0-1	0-0	0	0	0	0	0	0	1	0	1	7	
	Team				2	1	3								
Totals		24-61	4-15	10-13	3	18	21	16	62	10	11	0	9	200	

FG % 1st Half: 11-28 39.3% 2nd half: 13-33 39.4% Game: 24-61 39.3% Deadball Rebounds 1
 3FG % 1st Half: 1-5 20.0% 2nd half: 3-10 30.0% Game: 4-15 26.7%
 FT % 1st Half: 5-8 62.5% 2nd half: 5-5 100.0% Game: 10-13 76.9%

BYU 81 • 3-2, 0-0 WCC

##	Player	Total		3-Ptr		Rebounds			PF	TP	A	TO	Blk	Stl	Min
		FG-FGA	FG-FGA	FT-FTA	Off	Def	Tot								
00	DAVIES, Brandon	* 7-13	0-0	8-8	3	7	10	3	22	3	6	1	0	26	
03	HAWS, Tyler	* 8-16	2-4	2-2	2	4	6	1	20	3	3	0	0	35	
10	CARLINO, Matt	* 1-8	0-2	0-0	2	0	2	1	2	3	1	0	0	10	
12	SHARP, Josh	* 4-5	0-0	0-0	2	4	6	2	8	0	1	1	1	30	
13	ZYLSTRA, Brock	* 2-5	1-3	0-0	0	5	5	0	5	3	0	0	1	32	
01	DELGADO, Raul	1-3	0-0	0-0	0	0	0	1	2	1	0	0	0	6	
02	CUSICK, Craig	3-3	1-1	0-0	0	8	8	1	7	4	3	0	1	29	
05	AMBROSINO, Agustin	2-2	2-2	0-0	1	2	3	2	6	2	3	0	0	9	
20	WINDER, Anson	0-0	0-0	1-2	0	0	0	0	1	0	0	0	0	2	
23	CALVERT, Cory	1-3	0-2	0-0	0	1	1	0	2	0	0	0	1	6	
33	AUSTIN, Nate	0-0	0-0	2-2	1	1	2	2	2	0	1	0	0	7	
42	HARWARD, Ian	2-2	0-0	0-0	1	2	3	2	4	0	0	0	0	8	
	Team				0	2	2								
Totals		31-60	6-14	13-14	12	36	48	15	81	19	18	2	4	200	

FG % 1st Half: 19-34 55.9% 2nd half: 12-26 46.2% Game: 31-60 51.7% Deadball Rebounds 0
 3FG % 1st Half: 4-8 50.0% 2nd half: 2-6 33.3% Game: 6-14 42.9%
 FT % 1st Half: 6-6 100.0% 2nd half: 7-8 87.5% Game: 13-14 92.9%

Officials: Donald McAllister, Justin Van Duyn, Tom Nally
 Technical fouls: UTSA-None. BYU-None.
 Attendance: 16475

Score by periods	1st	2nd	Total
UTSA	28	34	62
BYU	48	33	81

Last FG - UTSA 2nd-00:39, BYU 2nd-02:30.
 Largest lead - UTSA by 2 1st-16:52, BYU by 23 1st-01:54.

Points	In	Off	2nd	Fast	Bench
UTSA	22	9	5	2	6
BYU	34	15	11	12	24

Score tied - 4 times.
 Lead changed - 8 times.

Official Basketball Box Score -- Game Totals -- Final Statistics
Cal State Northridge vs BYU
11/24/12 7:05 pm at Provo, Utah, Marriott Center

Cal State Northridge 75 • 6-1, 0-0

##	Player	Total		3-Ptr		Rebounds			PF	TP	A	TO	Blk	Stl	Min
		FG-FGA	FG-FGA	FT-FTA	Off	Def	Tot								
00	Greene, Josh	* 4-12	3-7	2-2	1	1	2	1	13	2	1	0	0	30	
03	Hicks, Stephan	* 7-13	2-2	9-11	3	5	8	3	25	1	1	0	1	33	
21	Maxwell, Stephen	* 8-13	0-0	1-2	2	3	5	4	17	3	3	0	1	24	
25	Guei, Allan	* 2-4	0-0	0-0	0	3	3	0	4	0	0	0	0	26	
35	Hale-Edmerson, Tre	* 0-2	0-1	0-1	2	1	3	2	0	5	2	0	3	26	
02	Drew, Landon	2-6	0-1	0-0	0	1	1	4	4	3	2	0	0	14	
12	Johnson, Donovan	0-3	0-0	0-0	0	1	1	1	0	0	1	0	0	12	
22	Tilford, Morgan	0-0	0-0	0-2	0	4	4	2	0	2	0	0	0	7	
30	Williams, Trevone	2-7	0-2	2-2	1	5	6	2	6	1	1	0	0	17	
32	Perry, Brandon	2-4	0-0	2-2	1	0	1	4	6	0	0	0	0	11	
	Team				2	1	3								
Totals		27-64	5-13	16-22	13	24	37	23	75	15	13	0	5	200	

FG % 1st Half: 13-28 46.4% 2nd half: 14-36 38.9% Game: 27-64 42.2% Deadball Rebounds 3
 3FG % 1st Half: 0-3 0.0% 2nd half: 5-10 50.0% Game: 5-13 38.5%
 FT % 1st Half: 14-18 77.8% 2nd half: 2-4 50.0% Game: 16-22 72.7%

BYU 87 • 4-2, 0-0

##	Player	Total		3-Ptr		Rebounds			PF	TP	A	TO	Blk	Stl	Min
		FG-FGA	FG-FGA	FT-FTA	Off	Def	Tot								
00	DAVIES, Brandon	* 5-10	0-0	2-2	1	7	8	3	12	3	1	1	1	29	
02	CUSICK, Craig	* 2-6	1-4	0-0	1	2	3	0	5	2	2	0	1	33	
03	HAWS, Tyler	* 9-17	2-4	12-12	3	3	6	2	32	1	2	0	0	33	
05	AMBROSINO, Agustin	* 1-2	0-1	0-0	0	1	1	3	2	0	1	0	0	7	
13	ZYLSTRA, Brock	* 4-9	2-5	4-5	0	7	7	4	14	5	2	1	2	36	
10	CARLINO, Matt	4-9	0-2	0-0	2	0	2	1	8	6	1	0	1	20	
12	SHARP, Josh	4-7	0-0	1-2	1	2	3	3	9	1	2	2	0	23	
20	WINDER, Anson	0-0	0-0	0-0	0	0	0	0	0	0	0	0	0	7	
33	AUSTIN, Nate	1-2	0-0	1-4	2	3	5	1	3	0	0	1	0	8	
42	HARWARD, Ian	0-2	0-0	2-2	1	0	1	2	2	0	1	0	0	4	
	Team				1	2	3								
Totals		30-64	5-16	22-27	12	27	39	19	87	18	12	5	5	200	

FG % 1st Half: 14-33 42.4% 2nd half: 16-31 51.6% Game: 30-64 46.9% Deadball Rebounds 3
 3FG % 1st Half: 1-9 11.1% 2nd half: 4-7 57.1% Game: 5-16 31.3%
 FT % 1st Half: 17-19 89.5% 2nd half: 5-8 62.5% Game: 22-27 81.5%

Officials: Michael Greenstein, Kurt Walker, Milton Stowe
 Technical fouls: Cal State Northridge-Greene, Josh. BYU-ZYLSTRA, Brock;
 DAVIES, Brandon.
 Attendance: 20900
 Marriott Center sellout

Score by periods	1st	2nd	Total
Cal State Northridge	40	35	75
BYU	46	41	87

Last FG - CSUN 2nd-04:01, BYU 2nd-00:35.
 Largest lead - CSUN by 4 1st-12:24, BYU by 12 2nd-00:20.

Points	In	Off	2nd	Fast	Bench
CSUN	32	13	17	0	16
BYU	42	14	13	16	22

Score tied - 9 times.
 Lead changed - 4 times.

2012-13 SEASON STATISTICS
BYU Combined Team Statistics (as of Nov 24, 2012)
All games

RECORD:	OVERALL	HOME	AWAY	NEUTRAL
ALL GAMES	4-2	4-0	0-0	0-2
CONFERENCE	0-0	0-0	0-0	0-0
NON-CONFERENCE	4-2	4-0	0-0	0-2

#	Player	gp-gs	min	avg	Total		3-Point		F-Throw		Rebounds			pf	dq	a	to	blk	stl	pts	avg		
					fg-fga	fg%	3fg-fga	3fg%	ft-fta	ft%	off	def	tot									avg	
03	HAWS, Tyler	6-6	205	34.2	50-100	.500	9-22	.409	31-33	.939	14	26	40	6.7	9	0	19	15	1	7	140	23.3	
00	DAVIES, Brandon	6-6	154	25.7	39-68	.574	1-1	1.000	30-39	.769	10	34	44	7.3	21	0	16	20	11	5	109	18.2	
13	ZYLSTRA, Brock	6-6	172	28.7	20-47	.426	11-26	.423	7-8	.875	1	24	25	4.2	15	0	17	6	1	8	58	9.7	
02	CUSICK, Craig	6-1	150	25.0	12-32	.375	7-19	.368	5-9	.556	2	17	19	3.2	7	0	17	10	0	5	36	6.0	
12	SHARP, Josh	6-5	151	25.2	15-27	.556	0-1	.000	5-7	.714	14	14	28	4.7	16	0	3	8	6	2	35	5.8	
10	CARLINO, Matt	6-5	138	23.0	14-45	.311	1-17	.059	3-5	.600	6	12	18	3.0	5	0	31	12	0	8	32	5.3	
33	AUSTIN, Nate	6-0	81	13.5	8-22	.364	0-1	.000	5-10	.500	12	16	28	4.7	12	0	2	3	5	1	21	3.5	
42	HARWARD, Ian	6-0	29	4.8	4-8	.500	0-0	.000	5-6	.833	3	3	6	1.0	14	1	0	3	0	1	13	2.2	
05	AMBROSINO, Agustin	6-1	44	7.3	4-10	.400	3-9	.333	0-0	.000	1	6	7	1.2	8	0	2	6	2	1	11	1.8	
23	CALVERT, Cory	5-0	38	7.6	4-12	.333	1-5	.200	0-0	.000	0	2	2	0.4	4	0	2	1	0	1	9	1.8	
01	DELGADO, Raul	4-0	28	7.0	1-6	.167	0-2	.000	0-0	.000	1	3	4	1.0	4	0	3	0	0	1	2	0.5	
20	WINDER, Anson	3-0	10	3.3	0-0	.000	0-0	.000	1-2	.500	0	0	0	0.0	1	0	0	0	0	0	1	0.3	
Team											9	15	24										
Total.....		6	1200		171-377	.454	33-103	.320	92-119	.773	73	172	245	40.8	116	1	112	84	26	40	467	77.8	
Opponents.....		6	1200		151-356	.424	35-104	.337	94-128	.734	56	150	206	34.3	116	2	83	88	22	43	431	71.8	

TEAM STATISTICS	BYU	OPP	Date	Opponent	Score	Att.
SCORING	467	431	11/09/12	TENNESSEE STATE	w 81-66	16283
Points per game	77.8	71.8	11/13/12	GEORGIA STATE	w 80-62	13181
Scoring margin	+6.0	-	11/16/12	vs Florida State	L 70-88	6433
FIELD GOALS-ATT	171-377	151-356	11/17/12	vs Notre Dame	L 68-78	5502
Field goal pct	.454	.424	11/21/12	UTSA	w 81-62	16475
3 POINT FG-ATT	33-103	35-104	11/24/12	CAL STATE NORTHRIDGE	w 87-75	20900
3-point FG pct	.320	.337	* - Conference game			
3-pt FG made per game	5.5	5.8				
FREE THROWS-ATT	92-119	94-128				
Free throw pct	.773	.734				
F-Throws made per game	15.3	15.7				
REBOUNDS	245	206				
Rebounds per game	40.8	34.3				
Rebounding margin	+6.5	-				
ASSISTS	112	83				
Assists per game	18.7	13.8				
TURNOVERS	84	88				
Turnovers per game	14.0	14.7				
Turnover margin	+0.7	-				
Assist/turnover ratio	1.3	0.9				
STEALS	40	43				
Steals per game	6.7	7.2				
BLOCKS	26	22				
Blocks per game	4.3	3.7				
ATTENDANCE	66839	11935				
Home games-Avg/Game	4-16710	0-0				
Neutral site-Avg/Game	-	2-5968				

Score by Periods	1st	2nd	Totals
BYU	239	228	467
Opponents	197	234	431