

COUGARS

2014 BYU FOOTBALL ALMANAC



TAYSOM HILL | QB

2014 ALL-AMERICA AND
NATIONAL AWARDS CANDIDATE



BYU FOOTBALL - A WINNING TRADITION

- 1984 National Champions
- 32 bowl game appearances over past 40 seasons
- Tied No. 4 among FBS programs in total wins (353) over last 40 seasons (Nebraska 389, Oklahoma 368 and Ohio State 362, BYU, Michigan and Florida State tied at 353 victories)
- Ranked in the Top 25 during 31 of last 40 seasons with 18 final Top 25 rankings
- One of only six schools with winners of the Heisman Trophy, Outland Trophy, Davey O'Brien Award & Doak Walker Award (BYU, Ohio State, Texas, Penn State, Iowa, Boston College)
- Nearly 300 Cougars signed with the NFL, including 61 Super Bowl appearances
- 82-34 record under Coach Bronco Mendenhall ranks No. 12 nationally for total victories
- 6-3 bowl record in nine seasons under Coach Mendenhall (only Florida State has more wins in last nine years)
- Five Top 25 finishes under Coach Mendenhall while being ranked during seven of nine seasons
- Seven Academic All-American selections under Coach Bronco Mendenhall ranks tied for 5th among FBS programs since 2005
- Tops all FBS programs for most players selected (35) to NFF Hampshire Honor Society since program began in 2007 (starter/significant contributor finishing career with 3.2 GPA or better)
- BYU ranked 28th nationally in attendance (61,225) in 2013 and No. 5 in the West, with larger home crowds than 38 Power 5 conference schools. BYU averaged more fans than all but Texas and Oklahoma in the Big 12, Clemson, Florida State and Virginia Tech from the ACC, and more than half the programs from the Big 10 and Pac-12 and four teams from the SEC.
- BYU's 24 games on one of the major national TV channels (ESPN, ESPN2, ABC, NBC, CBS, Fox) over the past three seasons ranks 15th nationally.
- BYU is the only school in the country to broadcast a nationally televised live 60-minute pregame show and live 30-minute postgame show before and after every game, home and away. BYU's pregame and postgame shows are available nationally to more than 55 million homes on BYUtv.



The 2014 BYU Football Almanac is designed to provide local, regional and national media with useful information about the BYU football program, its history and tradition. Additional information, including the most up to date rosters, statistics and news is available online at byucougars.com. Should you require additional information, such as photographs, video or other inquiries, please contact the BYU Athletic Communications office at (801) 422-8948. We appreciate your coverage of BYU football and look forward to working with you this season.



LB ALANI FUA

**2014 HONORS
CANDIDATE**



TABLE OF CONTENTS

1-5

COVER PAGE, QUICK FACTS

6-24

2014 SEASON PREVIEW

25-49

PLAYER PROFILES

50-61

COACHING STAFF

62-69

THE UNIVERSITY

70-84

2014 OPPONENTS

85-109

2013 REVIEW

110-139

BYU TRADITION

140-159

FOOTBALL RECORDS

160-184

FOOTBALL HISTORY

185-189

COUGARS IN THE PROS

190-192

MEDIA INFO

RB JAMAAL WILLIAMS

2014 HONORS
CANDIDATE

2014 SCHEDULE

DATE	DAY	OPP	PLACE	TIME/TV
Aug. 29	Fri	Connecticut	East Hartford, CT	7:00 ET/ESPN
Sept. 6	Sat	Texas	Austin, TX	6:30 CT/FoxSports1
Sept. 11	Thu	Houston	Provo, UT	7:00 MT/ESPN
Sept. 20	Sat	Virginia	Provo, UT	TBA
Oct. 3	Fri	Utah State	Provo, UT	8:15 MT/ESPN
Oct. 9	Thu	Central Florida	Orlando, FL	TBA/ESPN
Oct. 18	Sat	Nevada	Provo, UT	TBA
Oct. 24	Fri	Boise State	Boise, ID	7:00 MT/ESPN*
Nov. 1	Sat	Middle Tennessee St.	Murfreesboro, TN	2:30 CT/CBS Sports
Nov. 15	Sat	UNLV	Provo, UT	TBA
Nov. 22	Sat	Savannah State	Provo, UT	1:00 MT/BYUtv
Nov. 29	Sat	California	Berkeley, CA	TBA

Subject to change, all times local to site

*ESPN or ESPN2

If bowl eligible, BYU has accepted an invitation to play in the inaugural Miami Beach Bowl at Marlins Park

CREDITS

Produced by: Aaron Sorenson, Brett Pyne and Dave Broberg

Layout & Design by: Aaron Sorenson, Erin Tew, Blaine Panell, Dave Broberg and Kenny Cox

Editorial content provided by: Aaron Sorenson, Jared Houghton, Spencer Shamo and Brett Pyne

Editing by: Aaron Sorenson, Brett Pyne, Kevin Nielsen, Spencer Shamo, Kelby Jones, Sam Yoshida and Ralph Sokolowsky

Photography by: Mark Philbrick & Jaren Wilkey



2014 BYU FOOTBALL

::Quick Facts

UNIVERSITY INFORMATION

Location: Provo, Utah
 Founded: Oct. 15, 1875
 Elevation: 4,553 feet
 Enrollment: 30,243
 Nickname: Cougars
 Mascot: Cosmo
 Colors: Dark Blue and White
 Stadium (capacity): LaVell Edwards Stadium (63,470)
 Surface: Natural Grass
 President: Kevin J Worthen J.D.
 Athletics Director: Tom Holmoe

MEDIA RELATIONS

Football Media Relations: Brett Pyne
 Office Phone: 801-422-4912
 Cell Phone: 801-367-1631
 Football Assistant Aaron Sorenson
 Cell Phone 801-903-3500
 Football Assistant Rachel Hawks
 Cell Phone 801-380-9668
 Media Relations Main Office: 801-422-8948
 Media Relations Fax: 801-422-0633
 Edwards Stadium Press Box: 801-422-2609
 Website: www.byucougars.com
 Address: 30 SFH; Provo, UT 84602

FOOTBALL STAFF

Head Coach: . Bronco Mendenhall (Oregon State, '88)
 Seasons: entering 10th
 Career Record: 82-34 (.707)
 Record at BYU: same
 Off. Coordinator/Asst. Head Coach: Robert Anae, 8th Yr.*
 Offensive Line: Garrett Tujague, 2nd Yr.
 Running Backs: Mark Atuaia, 2nd Yr.
 Receivers: Guy Holliday, 2nd Yr.
 Quarterbacks Jason Beck, 2nd Yr.
 Inside Linebackers: Paul Tidwell, 14th Yr.
 Defensive Line: Steve Kaufusi, 13th Yr.
 Defensive Coordinator/Secondary: . Nick Howell, 5th Yr.
 Sp. Teams Coord./Outside LBs: Kelly Poppinga, 4th Yr.
 Strength & Conditioning: Jay Omer, 14th Yr.
 Offensive Graduate Assistant Andrew George
 Offensive Graduate Assistant Matt Edwards
 Defensive Graduate Assistant Shane Hunter
 Defensive Graduate Assistant Brandon Bradley
 Director of Football Operations Zach Nyborg
 High School Relations Dir.: Patrick Hickman
 Video Coordinator: Errol Seaver
 Equipment Manager: Mick Hill
 Football Sports Medicine Coordinator . Brett Mortensen
 Head Football Trainer Steve Pincock
 Director, Student Academic Center . . . Trevor Wilson
 *2nd year of 2nd stint (previous 2005-2010)





FOOTBALL TEAM INFORMATION

Defense: 3-4
 Offense: Multiple Formation
 2013 Record: 8-5
 Affiliation FBS Independent

PROGRAM HISTORY

National Championships: 1 (1984)
 Conference Championships: 23 (last 2007)*
 Bowl Appearances: 32
 Bowl Record: 13-18-1
 Last Bowl Appearance: . . 2013 Fight Hunger Bowl
 L, 31-16 vs. Washington
 Last Bowl Victory: 2012 Poinsettia Bowl
 (23-6 vs. San Diego State)
 Bowl Streak: 9 (6-3 record)
 First Year of Football: 1922
 All-time Record: 538-393-26 (.577)
 All-time Home Record: 294-132-6 (.688)
 All-time Road Record: 219-240-19 (.477)
 All-time Neutral Record 26-21-1 (.553)
 All-time Independent Record: 25-13 (.657)
 Stadium Record: 221-67 (.767)
 Stadium Record (since 1982 expansion): 152-42 (.783)
 Stadium Record (since 2000 renaming): 61-19 (.762)

*Independent since 2011

STARTERS/LETTERWINNERS RETURNING

Letterwinners Returning/Lost: 44/21
 Offensive Letterwinners Returning/Lost: . . . 25/10
 Defensive Letterwinners Returning/Lost: . . . 19/11
 Specialist Letterwinners Returning/Lost (also
 counted among off/def): 4/2
 Offensive Starters Returning/Lost: 8/3
 Other Offensive Returners with Starting Exp. . . 12
 Defensive Starters Returning/Lost: 6/5
 Other Defensive Returners with Starting Exp. . . 4





COUGAR FOOTBALL

2014 BYU FOOTBALL PREVIEW



OFFENSE

Status: Up and coming

Last year, Robert Anae and the BYU staff morphed the offense to a fast-paced system that produced the No. 14 total offense in the nation and the 10th-best rushing offense, including two 1,000-yard rushers in QB Taysom Hill and RB Jamaal Williams. One of the nation's top talents, Hill is poised to have a strong junior season leading the Cougars' up-tempo attack.

The fast-paced system took time to develop but could be firing on all cylinders in 2014 with a year's worth of experience for the returning offensive corps. Hill and Williams are among eight returning starters, including the entire backfield and offensive line. The offense needs to replace starters at receiver and tight end.

The Cougars have to replace their all-time leading receiver Cody Hoffman but boast a talented corps of candidates. In addition to those returning, transfers Nick Kurtz, Jordan Leslie, Devon Blackmon and Keanu Nelson will make for strong competition.

DEFENSE

Status: New faces, same defense

Four BYU players from 2013 participated at the NFL combine this February — only three college programs had more defensive players invited. Among those players are the BYU current-era single-season leading tackler in Uani 'Unga and one of the most versatile defensive players in Cougar history in Kyle Van Noy.

Although the Cougars need to replace those high-caliber players, head coach Bronco Mendenhall has a proven record of keeping up a nationally ranked defense, with the players who suit up on Saturdays. His teams especially excel at keeping opponents out of the end zone, averaging a No. 20 scoring-defense ranking over the past eight seasons. Seniors Craig Bills (safety) and Alani Fua (linebacker) lead a group of six returning starters from last year and a seventh, corner back Jordan Johnson, who missed last season due to injury. With the 12th-ranked yards-per-play defense in 2013, Mendenhall should keep the Cougars in the national conversation as a dominant defense.

QUARTERBACK

Status: Star potential

With 4,282 yards of total offense and 29 touchdowns (10 rush, 19 pass), Taysom Hill was one of the most dynamic players in college football last year. He started in every game of 2013 and has already been touted among the best players in the country entering his junior season.

Others in spring: Senior Christian Stewart enters 2014 with a year of BYU experience. and is the clear-cut backup to Hill. Freshman Hunter Moore joined the competition mid-year.

Looking ahead to fall: McCoy Hill adds his 6-foot-5 frame to the mix after returning from a mission.

RUNNING BACK

Status: Locked and loaded

BYU returns one of the most productive running backs in school history in Jamaal Williams. The junior amassed 1,233 rushing yards last season despite missing nearly two full games and is the clear leader at the running back position.

Others in spring: Senior Paul Lasike and sophomore Algie Brown are big backs expected to again make big contributions. Nate Carter received more experience in spring.

Looking ahead to fall: Junior Adam Hine and sophomore AJ Moore missed spring rehabbing from injuries but are expected to contribute to a strong running back corps.

WIDE RECEIVER

Status: New and old

After losing the best statistical receiver in BYU history in Cody Hoffman, the Cougars look to improve at receiver with better depth and overall talent. Highly touted JC transfer Nick Kurtz (6-6) and sophomore speedster Michael Davis, who returned to receiver after playing defensive back last season, both added their talents to the offense in spring.

Others in spring: Junior Kurt Henderson, who saw game action for the Cougars last year, along with sophomore Colby Pearson, received a lot of reps at receiver this spring.

Looking ahead to fall: Senior Ross Apo and junior Mitch Mathews return after rehabbing injuries during the spring, bringing starting experience to the receiving corps. The duo accounted for seven touchdowns in 2013 despite neither playing in all 13 games. Both will challenge for starting roles and are expected to be strong contributors in 2014.

Also joining the team will be transfers Devon Blackmon, Jordan Leslie and Keanu Nelson, and recruit Trey Dye. Blackmon, a speedster, comes via the JC route after a stop at Oregon, while Nelson, from Stanford and Leslie, an all-conference wideout from UTEP, come to BYU for their final season in 2014. Leslie was recently named one of the 14 most explosive athletes in college football by NFL.com

TIGHT END/INSIDE RECEIVER

Status: Up for grabs

Devin Mahina has the most experience at the tight end position and looks to be the starter at after spring. Junior Terenn Houk impressed at inside receiver in spring.

Others in spring: Sophomores Mitchell Jurgens, Trevis Frey and junior Chase Frei improved their stock during spring. At tight end, sophomore Bryan Sampson

Looking ahead to fall: Senior Brett Thompson started two games in 2013 at inside receiver but missed most of spring practices. Matt Sumsion was also rehabbing after returning from his mission while returning missionary Colby Jorgensen will join the tight ends in the fall. Leslie could also see time at inside receiver.

OFFENSIVE LINE

Status: Returning and improving

Eleven different players started on the offensive line last season and 10 are returning. Seniors Edward Fusi, De'Ondre Wesley, Michael Yeck, Solomon Kafu and Brock Stringham provide a strong base of experience in the up-tempo system which should serve the Cougars well in 2014.

Others in spring: Redshirt freshman Tuni Kanuch, Utah's Mr. Football as OL at Bingham HS, had a strong spring on offense after missing last year following a fall camp injury while playing defensive tackle. Returned missionary Ului Lapuaho also impressed in spring.

Looking ahead to fall: Junior Ryker Mathews and sophomore Brayden Kearsley both missed most of spring but are expected to contribute in the fall. Returning missionaries Corbin Kaufusi and Manu Mulitalo join the mix along with new recruit Tejan Koroma.

DEFENSIVE LINE

Status: Better depth

With Bronson Kaufusi moving to linebacker junior Remington Peck is the lone starter returning, but several experienced returners will add significant depth.

ADAM HINE



MITCH
MATHIEWS



PAUL LASIKE



MICHAEL
YECK





ROB DANIEL

Others in spring: Experienced returned missionaries Graham Rowley and Travis Tuiloma along with Kesni Tausinga impressed in spring and showed they could earn starting nods. Also competing are RM freshman Tanner Baldersee, sophomore Theodore King and converted offensive lineman senior Josh Carter.

Looking ahead to fall: Senior Marques Johnson, who saw a lot of time at backup nose tackle last year but missed spring is another experienced returning lineman from the 2013 squad. Logan Taele and Tomasi Laulile return from injury while freshman recruit Jaterrius Gulley also arrives in the fall.

OUTSIDE LINEBACKER

Status: Talented fresh faces
BYU has the tough task of replacing two-time All-American Kyle Van Noy. Alani Fua, a 6-5, 228-pound athlete who had 63 tackles, three sacks, two interceptions and 10 pass break-ups in 2013 moves to the strong-side backer position. Bronson Kaufusi, last year's starting right end on the defensive line, will move to the Will to help fill the void left by Van Noy.

Others in spring: Sophomores Sae Tautu, DJ Doman and Jordan Egbert saw time this spring at linebacker.

Looking ahead to fall: Medical redshirt senior Michael Alisa, who originally played linebacker as a freshman but has been a running back for the past three seasons, will return to the outside backer spot. Highly touted incoming freshmen Fred Warner and Tyler Cook and returning missionary freshman Troy Hinds add their up-and-coming star potential to the competition in the fall.

INSIDE LINEBACKER

Status: Next man up
The Cougars lose Uani 'Unga, who holds the current-era record for most tackles in a single season at BYU, and senior Spencer Hadley. Juniors Manoa Pikula is a proven player and expected starter at Buck. Jherremya Leuta-Douyere saw time at OLB last year and will be counted upon more heavily in 2014.

Others in spring: Zac Stout, returned to the team after a year absence, and Austin Heder, back from a mission, both have the ability to earn a starting role at the Mike position.

Looking ahead to fall: Teu Kautai and Toloai Ho Ching return after rehabbing injuries during spring and Phillip Amone returns from a mission. New recruit Sione Takitaki has the talent to contribute right away.



SCOTT ARELLANO



MARQUES JOHNSON

CORNERBACK

Status: Shuffled and improved
Of the returning cornerbacks, Rob Daniel is the most consistent starter last year with 12 starts at field corner. He moved to boundary corner this spring. Junior Trent Trammel, who hurt his knee in spring last year and missed the entire season, proved this spring he has the ability to be a major contributor.

Others in spring: Junior Trevor Bateman, redshirt freshman Jordan Preator, mid-year freshman Michael Shelton and sophomore Garrett Juergens saw time on the field in spring.

Looking ahead to fall: Jordan Johnson, a 2012 starter, missed 2013 with a knee injury, but is expected to start at field corner again in 2014. Redshirt junior Sam Lee rejoins the mix once finished rehabbing from injuries.

SAFETY

Status: Prepared to lead
Senior free safety starter Craig Bills is back after recording 78 tackles (2nd on the team) and two interceptions (tied for 1st). He only missed one start due to a concussion and will be the anchor for BYU's secondary at either safety position.

Others in spring: Bills seeing time at KAT in spring allowed senior Skye PoVey and sophomore Dallin Leavitt to move from CB to free safety. Sophomore Kai Nacua will be a solid backup for Bills. Notre Dame transfer sophomore Chris Badger and juniors Drew Reilly and Michael Wadsworth will also compete.

Looking ahead to fall: Nebraska transfer Harvey Jackson and new recruit Kavika Fonua join the safety competition in August.

SPECIALISTS

Status: 50/50
In the kicking game, senior starter Scott Arellano returns as the team's punter. Gone is kicker Justin Sorensen, BYU's single-season leader for made field goals. His replacement will likely come from sophomore Moose Bingham, senior Trevor Samson or freshman returned missionary Corey Edwards, who is coming in the fall.

Adam Hine and Paul Lasike shared the load on kick returns last year, helping BYU rank No. 11 in the nation in that category. The duo is back in action again this season.

BYU will need to find a replacement for JD Falslev who handled punt returns for the past few seasons. Twin brothers Garrett and Mitchell Juergens are a couple early candidates from spring practice to fill the void.

WORTH NOTING

EXCLUSIVE COMPANY

- BYU is among the most consistent winners in all of college football over the past four decades. Only three programs have won more games than BYU over the past 40 seasons (Nebraska 389, Oklahoma 368 and Ohio State 362). BYU is tied for fourth with 353 victories over the past 40 seasons along with Michigan and Florida State.
- BYU has a proven record of elite-level success that includes winning the 1984 National Championship. The Cougars boast seven members of the College Football Hall of Fame and 15 major individual national awards, including a Heisman Trophy winner, seven Sammy Baugh Trophy recipients, four Davey O'Brien Award honorees, two Outland Trophy winners and a Doak Walker Award recipient.
- BYU and Penn State are the only schools in the nation to boast winners of the Heisman Trophy, Outland Trophy, Doak Walker Award, Davey O'Brien Award and Sammy Baugh Trophy.
- BYU is one of only six schools in the nation to have a player win the Heisman Trophy for the nation's top player, Outland Trophy for the nation's best interior lineman, Davey O'Brien Award for the nation's best quarterback and Doak Walker Award for the nation's top running back, joining Texas, Ohio State, Penn State, Iowa and Boston College. BYU and Ohio State are the only programs that have had players win all those awards in the past 25 years.

NATIONAL RANKINGS

- BYU's defense under Coach Mendenhall excels at keeping opponents out of the end zone, averaging a No. 20 national ranking in scoring defense over the past eight seasons, including three top-10 ratings.
- BYU has 18 Top-25 finishes while being nationally ranked during 31 of last 40 seasons. BYU has been nationally ranked during seven of nine seasons under Bronco Mendenhall, with five Top-25 finishes.
- BYU is one of 22 programs to finish in the Top 25 at least five times over the past nine seasons. The Cougars are one of 17 programs to be ranked in the final USA Today Coaches Poll in five of last eight seasons.

UNDER BRONCO MENDENHALL

- Head coach Bronco Mendenhall has guided BYU to an 82-34 record in nine years to move BYU from No. 7 in total wins (dating back to the 40-year starting point in 1974) at 277 entering his first season in 2005 to No. 4 in total wins with 353 over the past four decades.
- Head coach Bronco Mendenhall took over the program coming off three straight losing seasons in 2005 and has averaged 9.1 wins per season to achieve an 82-34 record (.707), which ranks 12th in total wins among all FBS programs in that timeframe. Teams in the top 20 in wins in that timeframe that rank below BYU include USC, South Carolina, Oklahoma State, Auburn, Clemson, Nebraska, Missouri, West Virginia and Cincinnati.
- BYU's five 10-win seasons since 2005 ranks No. 10 nationally. Only nine teams have had more 10-win seasons over the past nine years (Ohio State, Alabama, Boise State, LSU, Oklahoma, Oregon, Va. Tech, TCU, USC).
- BYU ranks No. 10 nationally in total wins since 2006 (76-28).

OFF THE FIELD EXCELLENCE

- BYU has received seven Academic All-America citations under Coach Mendenhall (only four programs have had more in that timeframe...Penn State, Nebraska, Notre Dame, Michigan State).
- BYU leads all FBS programs for the most all-time selections to the National Football Foundation Hampshire Honor Society, which recognizes starters and significant contributors who finished their eligibility with a 3.2 GPA or better. The Cougars have had 35 honorees since the program began in 2007.



WORTH NOTING

POSTSEASON SUCCESS

- BYU is one of 12 programs to earn a bowl berth each of the past nine seasons and only Florida State has won more bowls (7) than BYU's six postseason triumphs.

[Following are programs that earned a bowl invitation each of the past nine years, including bowl wins each has achieved—Florida State (7 wins), Alabama (6), BYU (6), LSU (6), Boise State (5), Georgia (5), Oklahoma (5), Oregon (5), Clemson (4), Virginia Tech (4), Wisconsin (3), Georgia Tech (1)].

- The Cougars won a program-best four consecutive bowl games from 2009-12.
- BYU has earned nine straight bowl berths under Bronco Mendenhall and is 6-3 in those games, including wins over Oregon, UCLA, Oregon State and San Diego State.

COUGAR NATION

- BYU consistently has one of the top attendance averages in the West. In 2013, BYU's average home attendance of 61,225 (capacity 63,470) ranked No. 5 in the West behind only USC, UCLA, Washington and Arizona State.
- As an independent, BYU fans also provide strong support at road games all across the country.
- Overall BYU ranked 28th in attendance nationally ahead of 38 Power 5 conference schools. BYU averages more fans than all but Texas and Oklahoma in the Big 12, Clemson, Florida State and Virginia Tech from the ACC, and more than half the programs from the Big 10 and Pac-12 and four teams from the SEC.

NATIONAL EXPOSURE

- As an independent program, BYU is the only school with an exclusive ESPN TV contract. BYU has had 29 games on the ESPN networks (ESPN, ESPN2, ABC, ESPNU, ESPNNews) the past three seasons. BYU also ranks 15th with 24 games on one of the major national TV channels (ESPN, ESPN2, ABC, NBC, CBS, Fox) over the past three seasons.
- BYU is the only school in the country to broadcast a live nationally televised 60-minute pregame show and live 30-minute postgame show before and after every

game, home and away. BYU's pregame and postgame shows are available nationally to more than 55 million homes on BYUtv.

NFL SUCCESS

- BYU has helped nearly 300 players go to the NFL. All-American Kyle Van Noy was drafted in the second round in 2014. Ziggy Ansah was the No. 5 overall pick in last year's NFL Draft and went on to record the most sacks of any NFL rookie.
- BYU has had five players each season on average sign with the NFL over the past nine seasons.
- BYU has had a player drafted in 46 of the past 50 NFL drafts dating back to 1964.
- Former Cougar Dennis Pitta represented BYU in the 2013 Super Bowl, catching a touchdown to help the Baltimore Ravens become Super Bowl champions. Pitta recently signed a 5-year, \$32 million contract with the Ravens. BYU has had 39 former players make 61 Super Bowl appearances as a player or coach.



ESPN, BYUtv PARTNERSHIP

On September 1st, 2010, BYU took a step in a new direction when it announced it would begin competition as a football independent for the 2011 season. The Cougars are heading into their fourth season as an independent in 2014.

BYU also embarked on an eight-year partnership with ESPN to televise Cougar football on the sports leader's family of networks. BYU is the only school with an exclusive television deal with ESPN and played 31 of 39 games on one of the ESPN networks (including two on ESPN3) over the past three seasons.

"BYU is nationally recognized as an outstanding university and for the history and tradition of its premier athletic programs," said Burke Magnus, ESPN senior vice president, college sports programming. "Once BYU decided to chart an independent course for football, we both recognized it is a good opportunity to build and grow our strong 30-year relationship. With this agreement, college football fans around the country will see the quality and pageantry of BYU as well as the passion and enthusiasm of its supporters."

One of the most important goals in becoming an independent was the opportunity for more national exposure for the university and its football program. BYU also sought better access for the Cougars' national fan base and the opportunity to schedule high-profile opponents.

"We've long sought broad, nationwide access to our games for our fans and increased visibility among those who may be less familiar with our university and athletic programs," said BYU President Cecil O. Samuelson. "We've also been looking for ways to take better advantage of our own unique broadcasting resources."

As it was for the past three seasons, every BYU home football game will be televised to a live national audience on the ESPN family of networks or BYUtv. Additionally, BYU fans will be able to view same-day rebroadcasts on BYUtv of every home game and any away game to which ESPN has the rights through conference agreements with the host team.

BYU is the first football program to garner its own exclusive deal with ESPN to broadcast its games. ESPN and ESPN2 are both available in almost 99 million homes, while the 24-hour college sports network ESPN3 is distributed to over 73 million homes. ESPN also produces college football games that are broadcast on ABC and its online network, ESPN3.com.

Each year, a minimum of three home games will be carried on ESPN, ESPN2, or ABC. Additional games are also on ESPN3. At least one game each season will be carried live on BYUtv.

BYUtv is available in more than 53 million North American homes and is growing every month. It's on the basic tier of both Dish and DirectTV and is carried by more than 800 cable systems. The network constructed its own state-of-the-art production building that will allow it to televise every game in HD, along with its HD truck with the capability of broadcasting while on the road. Because of BYUtv, BYU is the only program to feature its own live pre and postgame shows along with other special football related content throughout the year.

Competing as an independent also allows BYU the opportunity to play a unique schedule. Since 2011, BYU played teams from the SEC, Pac-12, Big 12, Big Ten, ACC, American Athletic, Conference USA, Western Athletic Conference, Mountain West and fellow independent Notre Dame. For the upcoming 2014 season, the Cougars will compete against teams from the Pac-12, AAC, ACC, Big 12, Conference USA, MW and M-EAC. BYU has future games announced with Michigan, West Virginia, Nebraska, Notre Dame, Wisconsin, USC, Stanford, Arizona State, Arizona, Boise State, and California among others.

Postseason play has also been a focus with the Cougars going to nine consecutive bowl games under Mendenhall.

BYU continued its success in its first three years as an independent and 2014 will be an exciting time for the school, the program and its worldwide audience.





BALANCE AND PRIORITIES

As a BYU football player, much is expected on the field, in the classroom and in daily life. It is important for athletes to find a balance between all of their various commitments. Another hallmark of Mendenhall's program has been the emphasis on balance and priorities in the many other facets of life outside of football. Reflecting on that emphasis, BYU consistently received the most academic all-conferences honorees each season a conference member, while six Cougars student-athletes have earned seven Academic All-America citations under Mendenhall. Only four programs have had more Academic All-America citations during Mendenhall's tenure. In addition, BYU tops all FBS programs for the most selections to the NFF Hampshire Honor Society (3.2 GPA over college career) since the program began in 2007. Coach Mendenhall encourages his players to structure their lives with emphasis in the following five areas: Faith, Family, Knowledge, Friends and Football.

1. FAITH

With BYU being a faith-based institution, players and coaches alike can unite under similar beliefs and backgrounds. Athletes can find strength and comfort in relying on their faith in difficult situations. Their faith allows them to see the larger picture beyond the football field.

2. FAMILY

BYU places a strong emphasis on the importance of family and the strength that comes from building relationships with them. BYU football has always been unique with its family relationships, including married players, sibling teammates and continuing generations of athletes. The team itself has created an atmosphere of family with a brotherhood of teammates, a band of brothers, who care for one another as family.

3. KNOWLEDGE

As student-athletes, gaining all of the knowledge available will always be an important principle for success. BYU football encourages athletes to reach high academic achievement in the classroom. After graduation and throughout their lifetime, student-athletes should continue to learn and grow in knowledge.

4. FRIENDS

Choosing the people you associate with can shape the person that you become. The importance of good friends and associating with people of high character and moral standards will always be a constant principle for BYU football. The team encourages players to be good friends and make lasting friendships while encouraging all to be good examples.

5. FOOTBALL

Some people will wonder why football is placed fifth on this list. At BYU, football and winning are very important, yet after understanding what a BYU football player is supposed to be and what he is supposed to represent, it becomes clear. Year-in and year-out, BYU football will seek to not only win at the highest level but also forever strive to produce successful young men of exceptional moral character.



TRADITION SPIRIT HONOR

Playing football at BYU is a unique experience unlike any other in college athletics. With a heritage that runs deep in on-and-off the field success, members of the team are expected to do all things at a high level, in every aspect of life. The program is guided by three distinct values: tradition, spirit and honor.

TRADITION

BYU's football history is packed full of championships, bowl games and national honors. This tradition is something every player that passes through the program will become a part of and appreciate. Since 1974 BYU has played in 32 bowl games, won a National Championship, claimed 23 conference titles and earned 18 national top-25 finishes, including four top-10 finishes. Under head coach Bronco Mendenhall, BYU has posted a record of 82-34, won at least 10 games five of the last eight years and gone to nine straight bowl games. Since the 1970s, BYU has established itself as one of the top football programs in the West.

- 1984 National Champions
- No. 4 in total wins (353) since 1974
- 23 Conference Championships
- 32 Bowl Games
- Top 5 nationally in passing offense 19 times
- Top 25 defense last three seasons (No. 3 in 2012)
- 18 National Top-25 NCAA Finishes
- Ranked in the Top 25 during seven of the past eight seasons and 31 of the last 40 years
- One of only two schools with a National Championship and a Heisman, Outland, Doak Walker, Davey O'Brien and Sammy Baugh Trophy

SPIRIT

As a school operated by The Church of Jesus Christ of Latter-day Saints, BYU provides an opportunity for student-athletes to grow mentally, physically and spiritually. BYU seeks to develop students of faith, intellect, and character who have the skills and the desire to continue learning and to serve others throughout their lives. Over 70 percent of BYU's team has served a two-year Church mission. All of BYU's players take part in service opportunities throughout the community. This principle is a large factor in BYU's recruiting approach. Coaches evaluate not only the playing ability and academic achievement of possible recruits but also their moral character. BYU makes it a priority to develop a player's faith, and help make men of strength, courage, fortitude, and service.


- 312 missionaries that have served or are currently serving have been coached or recruited by Bronco Mendenhall

- 52 players currently serving full-time missions
- 74 players who participated in 2013 served full-time missions in over 30 different countries
- Players and coaches participate in "firesides" or hour-long devotionals the night prior to select games intended to help those attend strengthen or gain a knowledge of our purpose here on earth
- All BYU students must complete at least 14 credit-hours in religion-related coursework
- Players participate weekly in the "Thursday's Heroes" program, inviting families and individuals with special needs to practice to be honored and recognized for their faith, courage and strength

HONOR

All BYU students, including student-athletes, are required to follow the University Honor Code, which is a code of conduct and living that helps improve the lives of university students. Coach Mendenhall has worked hard to instill the principles outlined in the honor code. Members of The Church of Jesus Christ of Latter-day Saints and non-members are expected to maintain the same standards of conduct. All who represent BYU are to maintain the highest standards of honor, integrity, morality, and consideration of others in personal behavior. The basics of BYU's honor code are as follows:

- Be honest
- Live a chaste and virtuous life
- Obey the law and all campus policies
- Use clean language
- Respect others
- Abstain from alcoholic beverages, tobacco, tea, coffee, and substance abuse
- Participate regularly in church services
- Observe the dress and grooming standards
- Encourage others in their commitment to comply with the Honor Code





OFFENSIVE HONORS CANDIDATES

#4 TAYSOM HILL

JUNIOR • QUARTERBACK

6'2" • 228 LBS

POCATELLO, IDAHO



- 2014 All-American, QB and major awards candidate
- 2014 Heisman watch list by HeismanPundit.com
- 2014 Phil Steele Preseason All-Independent First Team
- No. 14 of top 25 players in 2014 by Sporting News
- One of 12 players to watch as listed by Touchdown Club of Columbus (Ohio)
- 2013 College Sports Madness Independent Offensive Player of the Year
- 2013 CFN All-Sophomore Team
- 2013 College Sports Madness All-Independent First Team
- 2013 Phil Steele All-Independent Second Team
- 2013 FBS All-Independent Honorable Mention
- 4x FBS Independent Offensive Player of the Week in 2013
- AT&T All-America Player of the Week, Athlon Sports National Player of the Week and CBSSports.com Offensive Player of the Week following the Texas game
- Manning Award Player of the Week (10/31)
- 3x College Football Performance Awards Honorable Mention QB of the Week
- ESPN's Capital One Cup Impact Performance of the Week for his play against Houston
- Finished second only to the 1990 Heisman winner Ty Detmer (4,443) in total offensive yards by a BYU sophomore quarterback (4,282)
- Ranks No. 5 at BYU for most offensive yards in a season (4,282)—the only QBs to have more total offense are Steve Young, Jim McMahon and Ty Detmer (two times)
- Recorded 2,938 passing yards and 1,344 rushing yards in his first year as the starting QB
- Threw for 19 touchdowns and ran for 10 more
- Has rushed for more yards than any other quarterback at BYU
- One of seven players in NCAA history to throw for 400+ yards and rush for 100+ when he threw for 417 yards, including 4 TDs, and ran for 128 yards in win vs. Houston
- Rushed for 259 yards and 3 TDs vs No. 15 Texas, the second most rushing yards in a game in school history and most by a QB since Vince Young (267) in 2005

HILL'S CAREER STATS

YEAR	GP	GS	COMP	ATT	YDS	PCT	INT	TD	ATT	YDS	Y/A	LNG	TD
2012	6	2	42	71	425	59.2	2	4	55	336	6.1	68	4
2013	13	13	236	438	2938	53.9	14	19	246	1344	5.5	68	10
TOTAL	19	15	278	509	3363	54.6	16	23	301	1680	5.6	68	14

RUSHING

RETURNING OFFENSIVE HONORS CANDIDATES

#21 JAMAAL WILLIAMS**JUNIOR • RUNNING BACK****6'0" • 200 LBS****FONTANA, CALIFORNIA**

- 2014 All-American and Doak Walker Award hopeful
- 2013 College Sports Madness All-Independent Team
- 2013 FBS All-Independent Team
- 2013 Phil Steele All-Independent First Team
- 2013 CFN All-Sophomore Team
- 2x College Sports Madness Independent Offensive Player of the Week
- 2x FBS Independent Offensive Player of the Week
- 3x College Football Performance Awards Honorable Mention RB of the Week
- Tallied 1,233 rushing yards on 217 carries for seven TDs in 2013
- Recorded 440 receiving yards, 45 receptions and one TD in first two years
- Needs 1,447 yards to become BYU's all-time rushing leader
- Set true freshman records at BYU in 2012 with 166 carries, 775 yards and 12
- Turned 19 years old in April 2014

**#10 MITCH MATHEWS****JUNIOR • WIDE RECEIVER • 6'6" • 206 LBS • BEAVERTON, OREGON**

- Played in nine games before injuring shoulder
- Recorded 23 receptions for 397 yards and 4 TDs
- Notched 112 receiving yards and three TDs vs Utah State
- College Football Performance Awards Honorable Mention WR of the Week (10/7)

**#1 ROSS APO****SENIOR • WIDE RECEIVER • 6'3" • 206 LBS • ARLINGTON, TEXAS**

- 79 receptions, 968 yards, 13 TDs in career
- Scored two TDs vs Houston and one in win over Boise State in 2013
- Finished with 204 yards on 14 catches last season

**#77 MICHAEL YECK****SENIOR • OFFENSIVE LINE • 6'8" • 292 LBS • KELLER, TEXAS**

- FBS All-Independent Team
- Phil Steele All-Independent First Team
- College Sports Madness All-Independent Third Team
- Only offensive lineman to start every game in 2013 (11 games at LT, two at RT)

**#57 DE'ONDRE WESLEY****SENIOR • OFFENSIVE LINE • 6'7" • 330 LBS • PLEASANT HILL, CALIFORNIA**

- Played in 12 and started nine games in 2013 at right tackle in his first season at BYU
- Helped the Cougars rank No. 10 in rushing offense and No. 14 in total offense
- Physical player who is expected to play a significant role on an improved offensive line



RETURNING DEFENSIVE HONORS CANDIDATES

#20 CRAIG BILLS

SENIOR • DEFENSIVE BACK

6'1" • 205 LBS

PROVO, UTAH



- 2013 Phil Steele All-Independent First Team
- 2013 College Sports Madness All-Independent Second Team
- 2013 FBS All-Independent Team Honorable Mention
- Recorded 78 tackles (second on the team)
- Notched 2.5 tackles for loss
- Two interceptions (tied for first on team)
- Two fumble recoveries (t-1st) and a forced fumble
- Starter on 2013 defense that was No. 16 in pass efficiency defense, No. 22 in scoring defense and No. 14 in fourth-down conversion per cent defense
- Part of 2012 defensive unit ranked No. 3 in nation in total defense (266.1 yards per game allowed)
- Played in 38 games in his three-year career (only missed one game due to a concussion)

#5 ALANI FUA

SENIOR • LINEBACKER

6'5" • 228 LBS

NORTHRIDGE, CALIFORNIA

- 2013 College Sports Madness All-Independent Third Team
- 2x FBS Independent Defensive Player of the Week
- College Football Performance Awards Honorable Mention Linbacker of the Week (9/9)
- Started nine games at outside linebacker
- Tallied 63 tackles, including five tackles for loss and three sacks in 2013
- Notched two interceptions (tied for first on the team) and 10 pass breakups
- Intercepted a late Georgia Tech pass and returned it for a touchdown
- Also intercepted a pass vs. Houston with less than a minute to play to end Houston's chances at a comeback



RETURNING DEFENSIVE/SPECIAL TEAMS HONORS CANDIDATES

**#44 REMINGTON PECK****JUNIOR • DEFENSIVE LINEMAN • 6'4" • 250 LBS • SOUTH JORDAN, UTAH**

- College Sports Madness All-Independent Second Team
- Played in all 13 games (started 12) as a defensive end in 2013
- Recorded 38 tackles including 4.5 TFL and three sacks
- Also added two fumble recoveries and a pass breakup

**#90 BRONSON KAUFUSI****JUNIOR • LINEBACKER • 6'7" • 263 LBS • PROVO, UTAH**

- Played defensive end last season, will move to outside linebacker in 2014
- Phil Steele All-Independent Second Team
- College Sports Madness All-Independent Second Team (also in 2012)
- Tallied 37 tackles, seven tackles for loss, four sacks, six pass breakups, a forced fumble and an interception which he returned for a touchdown

**#6 JORDAN JOHNSON****SENIOR • DEFENSIVE BACK • 5'10" • 185 LBS • SPRINGFIELD, MASSACHUSETTS**

- Tore ACL in fall camp, didn't play in 2013
- 2012 Phil Steele All-Independent First Team
- 2012 FBS All-Independent Team
- Tied for No. 11 nationally with 15 pass breakups (2012)
- Finished 2012 with 12 starts, 48 tackles, 1.5 tackles for loss, one interception and one fumble recovery

**#4 ROBERTSON DANIEL****SENIOR • DEFENSIVE BACK • 6'1" • 198 LBS • SAN JOSE, CALIFORNIA**

- Phil Steele All-Independent Second Team
- College Sports Madness All-Independent Third Team
- Finished fourth on the team with 66 total tackles, including 49 solo
- Recorded a team-high two interceptions and two forced fumbles

**#28 ADAM HINE****JUNIOR • KICK RETURNER • 6'1" • 202 LBS • SANTA CLARA, UTAH**

- FBS All-Independent Team
- Phil Steele All-Independent First Team
- College Sports Madness All-Independent First Team
- No. 10 in the nation with 70.3 kick return yards per game
- Finished with 843 kick return yards in 2013
- Returned a kick 90 yards against Middle Tennessee

**#26 SCOTT ARELLANO****SENIOR • PUNTER • 6'1" • 190 LBS • SANTA YNEZ, CALIF.**

- Exclusive punter on 2013 squad
- Averaged 41 yards per punt in 13 games
- Recorded a 73-yard punt against Wisconsin, one of 13 punts over 50 yards
- Notched 28 punts inside the 20



2014 BYU LETTERWINNERS/STARTERS OVERVIEW

OFFENSIVE LETTERMEN

Returning (25)	De'Ondre Wesley, OL
Terrance Alletto, OL	Jamaal Williams, RB
Ross Apo, WR	Michael Yeck, OL
Scott Arellano, P#	
Algernon Brown, RB	Lost (10)
Michael Davis, WR*	JD Falslev, WR#
Edward Fusi, OL	Kaneakua Friel, TE
Kurt Henderson, WR	Cody Hoffman, WR
Taysom Hill, QB	Marcus Mathews, WR
Adam Hine, RB#	Ammon Olsen, QB ^
Terenn Houk, TE	Iona Pritchard, RB ^
Kyle Johnson, OL	Skyler Ridley, WR
Solomone Kafu, OL	Justin Sorensen, K#
Brayden Kearsley, OL	Manaaki Vaitai, OL
Paul Lasike, RB#	Richard Wilson, TE
Quinn Lawlor, OL	
Devin Mahina, TE	
Mitch Mathews, WR	
Ryker Mathews, OL	
Kevin O'Mary, OL#	
Colby Pearson, WR	
Brock Stringham, OL	
Brett Thompson, WR	

DEFENSIVE LETTERMEN

Returning (19)	Lost (11)
Michael Alisa, LB*	Tyler Beck, LB
Chris Badger, DB	Spencer Hadley, LB
Craig Bills, DB	Mike Hague, DB
Robertson Daniel, DB	Adam Hogan, DB
DJ Doman, LB	Austin Holt, DL
Alani Fua, LB	Austen Jorgensen, LB
Marques Johnson, DL	Eathyn Manumaleuna, DL
Bronson Kaufusi, LB	Blake Morgan, DB
Teu Kautai, LB	Daniel Sorensen, DB
Dallin Leavitt, DB	Uani 'Unga, LB
Jherremya Leuta-Douyere, LB	Kyle Van Noy, LB
Kai Nacua, DB	
Remington Peck, DL	
Manoa Pikula, LB	
Skye PoVey, DB	
Drew Reilly, DB	
Logan Taele, DL	
Sae Tautu, LB	
Michael Wadsworth, DB	

OFFENSIVE STARTERS

Returning (8)	Lost (3)
Terrance Alletto, OL	Kaneakua Friel, TE
Taysom Hill, QB	Cody Hoffman, WR
Kyle Johnson, OL	Skyler Ridley, WR
Solomone Kafu, OL	
Paul Lasike, RB	
De'Ondre Wesley, OL	
Jamaal Williams, RB	
Michael Yeck, OL	

DEFENSIVE STARTERS

Returning (6)	Lost (5)
Craig Bills, DB	Spencer Hadley, LB
Robertson Daniel, DB	Eathyn Manumaleuna, DL
Alani Fua, LB	Daniel Sorensen, DB
Bronson Kaufusi, LB	Uani 'Unga, LB
Remington Peck, DL	Kyle Van Noy, LB
Skye PoVey, DB	

SPECIALISTS

Returning (4)	Lost (2)
Scott Arellano, P	JD Falslev, PR
Adam Hine, KR	Justin Sorensen, K
Paul Lasike, KR	
Kevin O'Mary, DS	

RETURNING PLAYERS WITH STARTING EXPERIENCE

Offense (12)	Brock Stringham, OL
Ross Apo, WR	Brett Thompson, TE
Michael Davis, WR*	
Edward Fusi, OL	Defense (4)
Kurt Henderson, WR	Michael Alisa, LB*
Adam Hine, RB	Jordan Johnson, DB
Terenn Houk, TE	Dallin Leavitt, DB
Brayden Kearsley, OL	Manoa Pikula, LB
Devin Mahina, TE	
Mitch Mathews, WR	
Ryker Mathews, OL	

denotes specialist

^ transferred

* played on other side of the ball last year

**TOP RETURNING OFFENSIVE STATISTICAL LEADERS****Rushing**

Name	GP	Att	Gain	Loss	Net	Avg.	TD	Long	Avg./G
WILLIAMS, Jamaal	12	217	1260	27	1233	5.7	7	70	102.8
HILL, Taysom	13	246	1595	251	1344	5.5	10	68	103.4
LASIKE, Paul	13	59	356	6	350	5.9	1	46	26.9
BROWN, Algernon	13	48	239	5	234	4.9	2	23	18.0
HINE, Adam	12	38	239	15	224	5.9	1	64	18.7
ALISA, Michael	4	32	102	3	99	3.1	3	8	24.8

Passing

Name	GP-GS	EFFIC	COMP-ATT-INT	PCT	YDS	TD	LG	Avg./G
HILL, Taysom	13-13	1118.15	236-438-14	53.9	2938	19	60	226.0

Receiving

Name	GP	No.	Yds	Avg.	TD	Long	Avg./G
MATHEWS, Mitch	9	23	397	17.3	4	43	44.1
WILLIAMS, Jamaal	12	18	125	6.9	0	15	10.4
APO, Ross	12	14	204	14.6	3	52	17.0
THOMPSON, Brett	8	12	153	12.8	0	30	19.1
MAHINA, Devin	10	7	64	9.1	0	18	6.4
HENDERSON, Kurt	11	4	84	21.0	0	60	7.6

Scoring

Name	TD	FG	XP	Safety	Points
HILL, Taysom	10	-	-	-	60
WILLIAMS, Jamaal	7	-	-	-	42
MATHEWS, Mitch	4	-	-	-	24
ALISA, Michael	3	-	-	-	18
APO, Ross	3	-	-	-	18

TOP RETURNING DEFENSIVE STATISTICAL LEADERS

Name	GP	Solo	Ast	Total	TFL	Sacks	INT	PBU	QBH	FR	FF
BILLS, Craig	12	49	30	79	2.5-5	-	2-0	7	-	2-0	1
DANIEL, Robertson	13	49	17	66	1.0-12	1.0-12	2-29	9	-	-	2
FUA, Alani	13	30	33	63	5.0-22	3.0-19	2-48	10	2	-	-
POVEY, Skye	12	30	17	47	1.0/2	-	1-9	5	-	-	-
PECK, Remington	12	23	15	38	4.5-21	3.0-16	-	1	-	2-0	-
KAUFUSI, Bronson	13	19	18	37	7.0-24	4.0-18	1-12	6	3	-	1
PIKULA, Manoa	13	17	14	31	5.0-23	3.0-20	-	4	1	-	-
JOHNSON, Marques	13	17	14	31	1.0-1	-	-	-	-	-	-
LEAVITT, Dallin	13	11	6	17	-	-	-	-	-	-	-

RETURNING BY PERCENTAGE

Rushing Yards	99.4%
Passing Yards	99.9%
Receiving Yards.	37.5%
All-purpose.	71.9%
Scoring	50.5%
Punt Return Yards	0.0%
Kick Return Yards.	96.6%
Punting Yards	100%
Tackles	44.5%
Tackles for Loss	45.0%
Sacks	70.8%
Interceptions	53.8%



2014 POST-SPRING DEPTH CHART*

WR or	10	Mitch Mathews	6-6	206	Jr.
	1	Ross Apo	6-3	207	Sr.
	15	Michael Davis	6-2	180	So.
WR or	13	Kurt Henderson	6-1	180	Jr.
	9	Nick Kurtz	6-6	205	Jr.
	3	Colby Pearson	6-0	190	So.
IR	11	Terenn Houk	6-4	213	Jr.
	19	Brett Thompson	6-3	220	Sr.
TE	84	Devin Mahina	6-6	247	Sr.
	85	Bryan Sampson	6-4	210	So.
LT	57	De'Ondre Welsey	6-7	330	Sr.
	77	Michael Yeck	6-8	292	Sr.
LG	70	Terrance Alletto	6-3	285	Jr.
	55	Brayden Kearsley	6-4	295	So.
C	50	Edward Fusi	6-0	317	Sr.
	70	Terrance Alletto	6-3	285	Jr.
RG	78	Tuni Kanuch	6-2	325	Fr.
	67	Kyle Johnson	6-4	295	So.
RT	74	Brock Stringham	6-6	290	Sr.
	71	Ului Lapuaho	6-7	230	Fr.
QB	4	Taysom Hill	6-2	228	Jr.
	7	Christian Stewart	6-2	201	Sr.
RB	21	Jamaal Williams	6-0	200	Jr.
	28	Adam Hine	6-1	202	Jr.
FB	33	Paul Lasike	6-0	227	Sr.
	24	Algernon Brown	6-1	219	So.

LE	92	Graham Rowley	6-4	280	Jr.
	64	Kesni Tausinga	6-1	285	Fr.
NT or	99	Marques Johnson	6-2	308	Sr.
	91	Travis Tuiloma	6-2	320	Fr.
RE or	44	Remington Peck	6-4	250	Jr.
	91	Travis Tuiloma	6-2	320	Fr.
SLB	5	Alani Fua	6-5	228	Sr.
	42	Michael Alisa	6-1	220	Sr.
MLB	47	Zac Stout	6-1	217	Sr.
	41	Austin Heder	6-1	241	So.
BLB	22	Manoa Pikula	6-1	235	Jr.
	43	Jherremya Leuta-Douyere	6-0	236	Jr.
WLB	90	Bronson Kaufusi	6-7	263	Jr.
	31	Sae Tautu	6-3	245	So.
FC	6	Jordan Johnson	5-10	185	Sr.
	3	Trent Trammell	6-0	190	Jr.
BC	4	Robertson Daniel	6-1	198	Sr.
	19	Trevor Bateman	5-9	178	Jr.
KAT	20	Craig Bills	6-2	209	Sr.
	12	Kai Nacua	6-1	205	So.
FS or	7	Skye PoVey	5-11	200	Sr.
	2	Dallin Leavitt	5-11	198	So.

SPECIAL TEAMS

K	38	Moose Bingham	5-10	170	So.
	27	Trevor Samson	5-11	172	Sr.
P	23	Scott Arellano	6-1	190	Sr.
	28	Jordan Miller	6-4	184	Jr.
KR	28	Adam Hine	6-1	202	Jr.
	33	Paul Lasike	6-0	227	Sr.
PR or	23	Garrett Juergens	5-10	185	So.
	87	Mitchell Juergens	5-10	180	So.
DS	54	Parker Dawe	6-3	284	So.
	46	Kevan Bills	6-3	245	Jr.

*Does not include players joining the team in the fall

2013 GAME-BY-GAME STARTERS

OFFENSE

GAME	QB	WR	WR	WR/RB/TE	RB	TE	LT	LG	C	RG	RT
Virginia	Hill	Mi. Mathews	Ridley	Lasike	Williams	Thompson	R. Mathews	Kafu	Alletto	Stringham	Yeck
Texas	Hill	Hoffman	Ridley	Alisa	Williams	Friel	Yeck	Vaitai	Alletto	R. Mathews	Stringham
Utah	Hill	Hoffman	Ridley	Lasike	Williams	Falslev	Yeck	Vaitai	Alletto	R. Mathews	Stringham
Middle Tenn	Hill	Henderson	Ridley	Alisa	Lasike	Hine	Yeck	Kafu	Alletto	K. Johnson	Wesley
Utah State	Hill	Hoffman	Ridley	Lasike	Williams	Friel	Wilcox	Kafu	Alletto	K. Johnson	Yeck
Georgia Tech	Hill	Hoffman	Ridley	Falslev	Williams	Thompson	Yeck	Kafu	Fusi	Kearsley	Wesley
Houston	Hill	Hoffman	Ridley	Falslev	Williams	Friel	Yeck	Kafu	Fusi	R. Mathews	Wesley
Boise St	Hill	Hoffman	Mi. Mathews	Lasike	Williams	Friel	Yeck	Kafu	Fusi	K. Johnson	Wesley
Wisconsin	Hill	Hoffman	Mi. Mathews	Ridley	Williams	Friel	Yeck	Kafu	Fusi	K. Johnson	Wesley
Idaho State	Hill	Hoffman	Ridley	Lasike	Williams	Houk	Yeck	Kafu	Fusi	K. Johnson	Wesley
Notre Dame	Hill	Hoffman	Ridley	Lasike	Williams	Houk	Yeck	Kafu	Fusi	K. Johnson	Wesley
Nevada	Hill	Hoffman	Ridley	Falslev	Williams	Friel	Yeck	Kafu	Alletto	K. Johnson	Wesley
Washington	Hill	Hoffman	Ridley	Lasike	Williams	Friel	Yeck	Kafu	Alletto	K. Johnson	Wesley

DEFENSE

GAME	LE	NT	RE	SLB	MLB	BLB	WLB	FC	BC	FS	KAT
Virginia	Kaufusi	Manumaleuna	Peck	Fua	'Unga	Hadley	Van Noy	Daniel	PoVey	Bills	D. Sorensen
Texas	Kaufusi	Manumaleuna	Peck	Fua	Jorgensen	Hadley	Van Noy	Daniel	PoVey	Bills	D. Sorensen
Utah	Kaufusi	Manumaleuna	Peck	Fua	'Unga	Beck	Van Noy	Daniel	PoVey	Bills	D. Sorensen
Middle Tenn	Kaufusi	Manumaleuna	Peck	Fua	'Unga	Beck	Van Noy	Daniel	Hague	Bills	D. Sorensen
Utah State	Kaufusi	Manumaleuna	Peck	Fua	'Unga	Jorgensen	Van Noy	Daniel	PoVey	Bills	D. Sorensen
Georgia Tech	Kaufusi	Manumaleuna	Peck	Fua	'Unga	Jorgensen	Van Noy	Daniel	PoVey	Bills	D. Sorensen
Houston	Kaufusi	Manumaleuna	Peck	Hadley	'Unga	Jorgensen	Van Noy	Daniel	PoVey	Morgan	D. Sorensen
Boise St	Kaufusi	Manumaleuna	Peck	Hadley	'Unga	Beck	Van Noy	Daniel	Hague	Bills	D. Sorensen
Wisconsin	Kaufusi	Manumaleuna	Peck	Hadley	'Unga	Beck	Van Noy	Daniel	Hague	Bills	D. Sorensen
Idaho State	Kaufusi	Manumaleuna	PoVey*	Fua	'Unga	Beck	Van Noy	Daniel	Hague	Bills	D. Sorensen
Notre Dame	Kaufusi	Manumaleuna	Peck	Fua	'Unga	Pikula	Van Noy	PoVey**	Leavitt	Bills***	D. Sorensen**
Nevada	Kaufusi	Manumaleuna	Peck	Fua	'Unga	Beck	Van Noy	Davis	Daniel	Bills	D. Sorensen
Washington	Kaufusi	Manumaleuna	Peck	Fua	'Unga	Beck	Van Noy	Davis	Daniel	Bills	D. Sorensen

*Skye PoVey played as a defensive back in the game against Idaho State. BYU started the game with just two down linemen.

**PoVey started at FS, Sorensen started at BC and Bills started at KAT for the opening series against Notre Dame.

BYU IN NATIONAL STATISTICAL CATEGORIES

In the past nine seasons BYU has finished ranked in the top 25 in various national statistical categories 135 times (61 defense, 50 offense, 22 special teams, 2 misc.). The Cougars have achieved 83 top-15 statistical rankings, 60 top-10 rankings and 27 top-5 rankings in that span. Below is a year-by-year listing of some of the major categories BYU has

2013

#10 rushing offense
#10 blocked kicks
#11 kickoff returns
#12 yards per play defense
#14 total offense
#14 fourth-down conversion percent defense
#16 pass efficiency defense
#17 first down offense
#22 scoring defense

2012

#1 third-down defense
#2 red zone defense
#3 rush defense
#3 scoring defense
#3 total defense
#4 first downs defense
#5 kicks/punts blocked
#6 punting average
#7 fourth-down conversions
#10 passing defense
#11 pass breakups
#16 time of possession
#19 pass efficiency defense
#19 kickoff return average
#20 total sacks
#23 total tackles for loss
#24 time of possession

2011

#5 third-down conversions
#8 red zone defense
#11 pass breakups
#13 total defense
#14 kickoff average
#15 pass efficiency defense
#19 rushing defense
#19 first downs per game
#22 scoring defense
#24 time of possession
#25 punt return average

2010

#15 red zone efficiency
#17 punt return defense
#21 third-down efficiency
#22 first down defense
#23 pass defense
#24 total defense

2009

#1 third-down conversion percentage
#3 passing efficiency
#8 tackles for loss allowed
#11 scoring offense
#15 first down offense
#16 red zone efficiency
#17 passing offense
#21 total offense, rushing defense

2008

#2 third-down efficiency, fumbles recovered
#4 tackles for loss allowed
#5 fourth-down efficiency
#6 passing offense
#9 kickoff returns
#10 first downs offense
#13 passing efficiency
#15 turnovers gained
#16 total offense
#20 scoring offense

2007

#5 time of possession
#6 fourth-down efficiency
#8 kick return defense
#9 rush defense, scoring defense
#10 total defense
#12 fourth down defense
#14 passing offense
#16 tackles for loss allowed
#17 kickoff returns
#18 pass efficiency defense, punt return defense
#21 third-down efficiency
#25 total offense

2006

#2 passing efficiency, fewest fumbles lost, fewest turnovers lost, third-down efficiency
#4 total offense, passing offense, turnover margin
#5 scoring offense
#8 tackles for loss allowed
#10 scoring defense, time of possession
#12 interceptions
#14 sacks allowed
#16 pass efficiency defense
#18 interceptions thrown
#20 punt returns
#25 third-down defense

2005

#6 passing offense
#9 time of possession
#13 total offense
#16 fumbles lost
#17 third-down efficiency
#18 tackles for loss allowed
#21 fumbles recovered
#24 scoring offense



ALPHABETICAL ROSTER

NO.	NAME	POS.	HT.	WT.	YR.	EXP.	HOMETOWN (LAST SCHOOL)
42	Alisa, Michael	LB	6-1	220	Sr.	3L	Provo, UT / Timpview HS
70	Alletto, Terrance	OL	6-3	292	Jr.	2L	Parker, CO / Ponderosa HS
	Amone, Phillip	LB	6-0	230	Fr.	HS	Orlando, FL / Fr. Phillips HS
1	Apo, Ross	WR	6-3	207	Sr.	3L	Arlington, TX / The Oakridge School
23	Arellano, Scott	P	6-1	190	Sr.	1L	Santa Ynez, CA / Foothill College
17	Badger, Chris	DB	6-0	197	So.	1L	Provo, UT / Notre Dame
37	Balderree, Tanner	DL	6-3	250	Fr.	HS	Sherwood, OR / Sherwood HS
19	Bateman, Trevor	DB	5-9	178	Jr.	SQ	Palm Desert, CA / Palm Desert HS
20	Bills, Craig	DB	6-1	205	Sr.	3L	Provo, UT / Timpview HS
46	Bills, Kevan	LB	6-3	245	Jr.	SQ	Provo, UT / Timpview HS
38	Bingham, Moose	K	5-10	170	So.	SQ	Draper, UT / Alta HS
	Blackmon, Devon	WR	6-1	185	Jr.	TR	Fontana, CA / Riverside City College
36	Brasher, Austin	K	6-0	181	So.	HS	Edmond, OK / Edmond North HS
24	Brown, Algernon	RB	6-1	219	So.	1L	Magna, UT / Skyline HS
31	Burr, Jeremiah	RB	6-0	200	Jr.	SQ	Provo, UT / Timpview HS
93	Carter, Josh	DL	6-5	296	Sr.	SQ	Tucson, AZ / Eastern Arizona College
26	Carter, Nate	RB	5-9	185	Jr.	SQ	St. George, UT / Dixie HS
26	Clearwater, Nick	DB	6-2	205	Fr.	RS	Provo, UT / Timpview HS
	Cook, Tyler	LB	6-3	220	Fr.	HS	Murrieta, CA / Vista Murrieta HS
4	Daniel, Robertson	DB	6-1	198	Sr.	1L	San Jose, CA / De Anza JC
15	Davis, Michael	WR	6-2	180	So.	1L	Glendale, CA / Glendale HS
54	Dawe, Parker	OL	6-3	284	So.	SQ	Pleasant Grove, UT / Pleasant Grove HS
18	Doman, DJ	LB	6-0	193	So.	1L	Lindon, UT / Pleasant Grove HS
	Dye, Trey	WR	5-9	175	Fr.	HS	Abilene, TX / Cooper HS
	Edwards, Corey	K	5-10	190	Fr.	HS	Hurricane, UT / Hurricane HS
49	Egbert, Jordan	LB	6-3	225	So.	1L	Orem, UT / Orem HS
	Fonua, Kavika	DB	5-11	185	Fr.	HS	Syracuse, UT / Syracuse HS
86	Frei, Chase	WR	6-5	215	Jr.	SQ	Santa Clara, UT / Dixie State College
89	Frey, Travis	WR	6-2	187	So.	1L	Bountiful, UT / Viewmont HS
5	Fua, Alani	LB	6-5	228	Sr.	3L	Northridge, CA / Oaks Christian HS
50	Fusi, Edward	OL	6-0	317	Sr.	1L	Corona, CA / Mt. San Antonio College
	Gulley, Jaterrius	DL	6-3	325	Fr.	HS	Hoover, AL / Hoover HS
82	Heap, Brad	TE	6-3	220	So.	SQ	Mesa, AZ / Mountain View HS
41	Heder, Austin	LB	6-1	241	So.	1L	Pleasant Grove, UT / Pleasant Grove HS
13	Henderson, Kurt	WR	6-1	180	Jr.	1L	St. George, UT / Snow Canyon HS
	Hill, McCoy	QB	6-5	230	Fr.	RS	Sandy, UT / Jordan HS
4	Hill, Taysom	QB	6-2	228	Jr.	2L	Pocatello, ID / Highland HS
	Hinds, Troy	LB	6-5	235	Fr.	HS	Kaysville, UT / Davis HS
28	Hine, Adam	RB	6-1	202	Jr.	2L	Santa Clara, UT / Snow Canyon HS
98	Ho Ching, Toloa'i	LB	6-1	230	Fr.	RS	Sandy, UT / Alta HS
11	Houk, Terenn	WR	6-4	213	Jr.	2L	Tacoma, WA / Enumclaw HS
96	Ingersoll, Adam	DL	6-4	230	So.	SQ	Boise, ID / Centennial HS
	Jackson, Harvey	DB	6-2	210	Sr.	TR	Fresno, TX / Nebraska
6	Johnson, Jordan	DB	5-10	185	Sr.	3L	Springfield, MA / Brooks School
67	Johnson, Kyle	OL	6-4	295	So.	1L	Sandy, UT / Jordan HS
99	Johnson, Marques	DL	6-2	308	Sr.	1L	Los Angeles, CA / El Camino CC
	Jorgensen, Colby	TE	6-7	230	Fr.	RS	Provo, UT / Timpview HS
23	Juergens, Garrett	DB	5-10	185	So.	SQ	Houston, TX / Langham Creek HS
87	Juergens, Mitchell	WR	5-10	180	So.	SQ	Houston, TX / Langham Creek HS
73	Kafu, Solomone	OL	6-2	315	Sr.	2L	Rio Linda, CA / Rio Linda HS
78	Kanuch, Tuni	DL	6-1	325	Fr.	RS	South Jordan, UT / Bingham HS
90	Kaufusi, Bronson	LB	6-7	263	Jr.	2L	Provo, UT / Timpview HS
	Kaufusi, Corbin	OL	6-8	255	Fr.	HS	Provo, UT / Timpview HS
25	Kautai, Teu	LB	6-1	220	Jr.	1L	Arlington, TX / The Oakridge School
55	Kearsley, Brayden	OL	6-4	295	So.	1L	Aloha, OR / Aloha HS

ALPHABETICAL ROSTER

NO.	NAME	POS.	HT.	WT.	YR.	EXP.	HOMETOWN (LAST SCHOOL)
83	Kessler, David	WR	6-2	205	So.	SQ	Rancho Cucamonga, CA / Claremont HS
97	King, Theodore	DL	6-2	252	So.	SQ	San Jose, Calif. / Valley Christian School
	Koroma, Tejan	OL	6-0	255	Fr.	HS	Allen, TX / Allen HS
9	Kurtz, Nick	WR	6-6	205	Jr.	TR	El Cajon, Calif. / Grossmont College
71	Lapuaho, Ului	OL	6-6	323	Fr.	HS	West Valley City, UT / Hunter HS
33	Lasike, Paul	RB	6-0	227	Sr.	2L	Auckland, New Zeal. / Church College of NZ
48	Laulile, Tomasi	DL	6-3	270	So.	1L	Westlake, CA / Westlake HS
61	Lawlor, Quinn	OL	6-4	278	Sr.	1L	Orem, UT / Orem HS
2	Leavitt, Dallin	DB	5-11	198	So.	1L	Portland, OR / Central Catholic HS
1	Lee, Sam	DB	6-0	186	Jr.	RS	Brandywine, MD / College of the Canyons
	Leslie, Jordan	WR	6-3	210	Sr.	TR	Houston, TX / UTEP
43	Leuta-Douyere, Jherremya	LB	6-0	236	Jr.	2L	Garden Grove, CA / Servite HS
84	Mahina, Devin	TE	6-6	247	Sr.	3L	Upland, CA / Upland HS
10	Mathews, Mitch	WR	6-6	206	Jr.	2L	Beaverton, OR / Southridge HS
72	Mathews, Ryker	OL	6-6	309	Jr.	2L	American Fork, UT / American Fork HS
28	Miller, Jordan	P	6-4	184	Jr.	SQ	Henderson, NV / Green Valley HS
34	Moore, AJ	RB	5-9	195	So.	SQ	Murrietta, CA / Murrietta Valley HS
2	Moore, Hunter	QB	6-2	190	Fr.	HS	San Marcos, CA / Mission Hills HS
	Muitalo, Manu	OL	6-2	340	So.	1L	West Valley City, UT / Granger HS
12	Nacua, Kai	DB	6-1	205	So.	1L	Las Vegas, NV / Liberty HS
	Nelson, Keanu	WR	5-11	184	Sr.	TR	Tucson, AZ / Stanford
	Niumatalolo, Va'a	LB	6-1	227	Fr.	RS	Annapolis, MD / Broadneck HS
96	O'Mary, Kevin	DS	6-4	240	Sr.	1L	San Diego, CA / Mira Mesa HS
3	Pearson, Colby	WR	6-0	190	So.	1L	Blackfoot, ID / Blackfoot HS
44	Peck, Remington	DL	6-4	250	Jr.	2L	South Jordan, UT / Bingham HS
22	Pikula, Manoa	LB	6-1	235	Jr.	2L	South Jordan, UT / Bingham HS
7	PoVey, Skye	DB	5-11	200	Sr.	2L	Ogden, UT / Snow College
11	Preator, Jordan	DB	6-0	180	Fr.	RS	Plain City, UT / Fremont HS
	Pulsipher, Adam	LB	6-2	230	Fr.	HS	Temecula, CA / Temecula Valley HS
66	Rawlinson, Brian	OL	6-6	280	Fr.	HS	Oologah, OK / Oologah-Talala HS
36	Reilly, Drew	DB	6-1	183	Jr.	1L	Valley Center, CA / Colorado State
	Richards, Steven	DL	6-4	240	Fr.	HS	Sandy, UT / Alta HS
92	Rowley, Graham	DL	6-4	280	Jr.	2L	Waialua, HI / Waialua HS
85	Sampson, Bryan	TE	6-4	210	So.	SQ	Pleasant Grove, UT / Pleasant Grove HS
27	Samsen, Trevor	K	5-11	172	Sr.	SQ	Fresno, CA / Fresno City College
9	Shelton, Michael	DB	5-9	180	Fr.	HS	Raleigh, NC / Wakefield HS
7	Stewart, Christian	QB	6-2	201	Sr.	SQ	Orem, UT / Snow College
47	Stout, Zac	LB	6-1	217	Sr.	1L	Moorpark, CA / Oaks Christian HS
74	Stringham, Brock	OL	6-6	290	Sr.	3L	Highlands Ranch, CO / Mountain Vista HS
80	Sumsion, Matt	TE	6-8	250	Fr.	HS	Springville, UT / Springville HS
62	Taele, Logan	DL	6-2	251	Jr.	1L	St. George, UT / Dixie HS
	Takitaki, Sione	LB	6-3	240	Fr.	HS	Fontana, CA / Heritage HS
64	Tausinga, Kesni	DL	6-1	300	Fr.	HS	South Jordan, UT / Bingham HS
31	Tautu, Sae	LB	6-3	245	So.	1L	Alpine, UT / Lone Peak HS
19	Thompson, Brett	WR	6-3	220	Sr.	3L	El Dorado Hills, CA / Oakridge HS
3	Trammell, Trent	DB	5-11	185	Jr.	RS	Oakland, CA / City College of San Francisco
91	Tuiloma, Travis	DL	6-2	320	So.	1L	Topeka, KS / Washburn Rural HS
30	Wadsworth, Mike	DB	6-1	205	Jr.	1L	Orem, UT / Hawai'i
	Warner, Fred	LB	6-3	210	Fr.	HS	San Marcos, CA / Mission Hills HS
32	Welsh, Peter	LB	5-11	205	Fr.	RS	Bakersfield, CA / Bakersfield HS
57	Wesley, DeOndre	OL	6-7	330	Sr.	1L	Pleasant Hill, CA / Diablo Valley College
75	Wilcox, Brad	OL	6-7	300	So.	1L	Edmond, OK / North HS
21	Williams, Jamaal	RB	6-0	200	Jr.	2L	Fontana, CA / Summit HS
77	Yeck, Michael	OL	6-8	292	Sr.	3L	Keller, TX / Keller HS
20	Ziolkowski, Jake	WR	6-0	190	So.	SQ	Island Lake, IL / Wauconda HS



NUMERICAL ROSTER

NO.	NAME	POS.	HT.	WT.	YR.	NO.	NAME	POS.	HT.	WT.	YR.
1	Apo, Ross	WR	6-3	207	Sr.	50	Fusi, Edward	OL	6-0	317	Sr.
1	Lee, Sam	DB	6-0	186	Jr.	51	Markham, Brock	LB	6-2	196	So.
2	Leavitt, Dallin	DB	5-11	198	So.	54	Dawe, Parker	OL	6-3	284	So.
2	Moore, Hunter	QB	6-2	190	Fr.	55	Kearsley, Brayden	OL	6-4	295	So.
3	Trammell, Trent	DB	5-11	185	Jr.	57	Wesley, De'Ondre	OL	6-7	330	Sr.
3	Pearson, Colby	WR	6-0	190	So.	61	Lawlor, Quinn	OL	6-4	278	Sr.
4	Daniel, Robertson	DB	6-1	198	Sr.	62	Taele, Logan	DL	6-2	240	Jr.
4	Hill, Taysom	QB	6-2	228	Jr.	63	Crichton, Tui	OL	6-3	343	Jr.
5	Fua, Alani	LB	6-5	228	Sr.	64	Tausinga, Kensi	DL	6-1	300	Fr.
6	Johnson, Jordan	DB	5-10	185	Sr.	66	Rawlinson, Brian	OL	6-6	280	Fr.
7	Stewart, Christian	QB	6-2	201	Sr.	67	Johnson, Kyle	OL	6-4	295	So.
7	PoVey, Skye	DB	5-11	200	Sr.	69	Duran, Tim	OL	6-3	301	Sr.
9	Kurtz, Nick	WR	6-6	205	Jr.	70	Alletto, Terrance	OL	6-3	292	Jr.
9	Shelton, Michael	DB	5-9	180	Fr.	71	LapuaHo, Ului	OL	6-6	323	Fr.
10	Mathews, Mitch	WR	6-6	206	Jr.	72	Mathews, Ryker	OL	6-6	309	Jr.
11	Houk, Terenn	WR	6-4	213	Jr.	73	Kafu, Solomone	OL	6-2	305	Jr.
11	Preator, Jordan	DB	6-0	180	Fr.	75	Wilcos, Brad	OL	6-7	300	So.
12	Nacua, Kai	DB	6-1	205	So.	74	Stringham, Brock	OL	6-6	290	Sr.
13	Henderson, Kurt	WR	6-1	180	Jr.	77	Yeck, Michael	OL	6-8	292	Sr.
15	Davis, Michael	WR	6-2	180	So.	78	Kanuch, Tuni	DL	6-2	325	Fr.
17	Badger, Chris	DB	6-0	197	So.	80	Sumsion, Matt	TE	6-8	250	Fr.
18	Doman, DJ	DB	6-0	193	So.	82	Heap, Brad	TE	6-3	220	So.
19	Thompson, Brett	WR	6-3	220	Jr.	83	Kessler, David	WR	6-2	205	So.
19	Bateman, Trevor	DB	5-9	178	Jr.	84	Mahina, Devin	TE	6-6	247	Sr.
20	Bills, Craig	DB	6-1	205	Sr.	85	Sampson, Bryan	TE	6-4	210	So.
20	Ziolkowski, Jake	WR	6-0	190	So.	86	Frei, Chase	WR	6-5	215	Jr.
21	Williams, Jamaal	RB	6-0	200	Jr.	87	Juergens, Mitchell	WR	5-10	180	Jr.
22	Pikula, Manoa	LB	6-1	235	Jr.	89	Frey, Travis	WR	6-2	187	So.
22	Stewart, Cody	WR	6-3	185	Fr.	90	Kaufusi, Bronson	LB	6-7	282	Jr.
23	Arellano, Scott	P	6-1	190	Sr.	91	Tuiloma, Travis	DL	6-2	320	So.
23	Jeurgens, Garrett	DB	5-10	185	So.	92	Rowley, Graham	DL	6-4	280	Jr.
24	Brown, Algernon	RB	6-1	219	So.	93	Carter, Josh	DL	6-5	296	Sr.
25	Kautai, Teu	LB	6-1	216	So.	96	Ingersoll, Adam	DL	6-4	230	So.
26	Carter, Nate	RB	5-9	192	So.	96	O'Mary, Kevin	DS	6-4	240	Sr.
26	Clearwater, Nick	DB	6-2	205	Fr.	97	King, Theodore	DL	6-2	252	So.
27	Samson, Trevor	K	5-11	172	Sr.	98	Ho Ching, Toloa'i	LB	6-1	230	Fr.
28	Hine, Adam	RB	6-1	202	Jr.	99	Johnson, Marques	DL	6-2	308	Sr.
28	Miller, Jordan	P	6-4	184	Jr.		Pulsipher, Adam	LB	6-2	230	Fr.
30	Wadsworth, Mike	DB	6-1	205	Jr.		Hill, McCoy	QB	6-5	230	Fr.
31	Tautu, Sae	LB	6-3	245	So.		Mulitalo, Manu	OL	6-2	340	So.
31	Burr, Jeremiah	RB	6-0	200	Jr.		Hinds, Troy	LB	6-5	235	Fr.
32	Welsh, Peter	LB	5-11	205	Fr.		Kaufusi, Corbin	OL	6-8	255	Fr.
33	Lasike, Paul	RB	6-0	227	Sr.		Niumatalolo, Va'a	LB	6-1	227	Fr.
34	Moore, AJ	RB	5-9	195	So.		Amone, Phillip	LB	6-0	230	Fr.
35	Owens, Joey	LB	6-3	220	So.		Richards, Steven	DL	6-4	240	Fr.
36	Reilly, Drew	DB	6-1	183	Jr.		Jorgensen, Colby	TE	6-7	230	Fr.
36	Brasher, Austin	K	6-0	181	So.		Edwards, Corey	K	5-10	190	Fr.
37	Balderee, Tanner	DL	6-3	250	Fr.		Blackmon, Devon	WR	6-1	185	Jr.
38	Bingham, Moose	K	5-10	170	So.		Leslie, Jordan	WR	6-3	210	Sr.
41	Heder, Austin	LB	6-1	241	Fr.		Dye, Trey	WR	5-9	175	Fr.
42	Alisa, Michael	LB	6-1	220	Sr.		Koroma, Tejan	OL	6-0	255	Fr.
43	Leuta-Douyere, Jherremya	LB	6-0	236	Jr.		Takitaki, Sione	LB	6-3	240	Fr.
44	Peck, Remington	DL	6-4	240	So.		Warner, Fred	LB	6-3	210	Fr.
46	Bills, Kevan	LB	6-3	245	Jr.		Cook, Tyler	LB	6-3	220	Fr.
47	Stout, Zac	LB	6-1	215	Sr.		Gulley, Jaterrius	DL	6-3	325	Fr.
48	Laulile, Tomasi	DL	6-3	270	So.		Fonua, Kavika	DB	5-11	185	Fr.
49	Egbert, Jordan	LB	6-3	225	So.		Nelson, Keanu	WR	5-11	184	Sr.
							Jackson, Harvey	DB	6-2	210	Sr.

MICHAEL ALISA #42

SENIOR • LINEBACKER
6'1" • 220 LBS
LAIE, HI
TIMPVVIEW HS

ah-LEES-ah



2013 (MEDICAL REDSHIRT)

- Named to the Doak Walker Award list
- Played in four games, starting two, and tallied 99 rushing yards before an injury forced him to sit out the rest of the season
- Scored a touchdown against Utah to go along with 12 rushing yards
- Rushed for 55 yards and two scores vs Middle Tennessee

2012 (JUNIOR)

- Nominated for the Doak Walker Award and All-State AFCA Good Works Team
- Started the first five games before breaking arm vs. Hawai'i
- Totaled 58 carries, 222 yards and one touchdown
- Had six receptions for 23 yards
- Recorded over 50 yards rushing in each of first three games

2011 (SOPHOMORE)

- Saw action in 12 games, including four starts
- Second leading rusher with 85 carries, 455 yards and TD
- Also had five receptions for 55 yards and one touchdown
- Season-high 99 rushing yards vs. Idaho
- Also made seven tackles on special teams

2008 (FRESHMAN)

- Saw action in 12 games at linebacker and special teams
- Totaled 11 tackles on the season, including nine solo takedowns
- Forced a fumble against SDSU
- Recorded a blocked kick against New Mexico

BEFORE BYU

- Earned Deseret Morning News 4A Second-Team All-State honors
- Helped lead Timpvview to a 13-0 record on the season to claim the Utah 4-A State Championships, including a 50-7 victory over Pine View in the championship game
- A member of the 2006 Utah 4-A State Championship team
- Credited with four interceptions and three sacks
- Scored six touchdowns as a running back for the T-birds
- Also played two years of high school at Kahuku High in Hawai'i
- Recruited by Boise State, California, Oklahoma, UNLV, Utah and Washington State

PERSONAL

- Served in the Puerto Rico San Juan West Mission for the LDS Church and is an Eagle Scout
- Majoring in business management

CAREER DEFENSIVE STATS*									
YEAR	GP	GS	UA	AST	TOT	TFL/YDS	SACK/YDS	INT	
2008	12	0	9	2	11	1.0/1	0	0	
TOTAL	12	0	9	2	11	1.0/1	0	0	
	TD	FF	FR	YDS	QBH	PBU	BLK	KICK	
2008	0	1	0	0	0	0	1		
TOTAL	0	1	0	0	0	0	1		

*Alisa played running back from 2011-13. To see his offensive stats, visit his profile on BYUCougars.com

TERRANCE ALLETTO #70

JUNIOR • OFF. LINE
6'3" • 292 LBS
PARKER, CO
PONDEROSA HS

ah-LET-oh



2013 (SOPHOMORE)

- Played in 10 games and started seven at center

2012 (FRESHMAN)

- Earned letterman honors and played in four games
- Saw action against Weber State, Hawai'i, Georgia Tech and Idaho
- Helped BYU rush for 252 yards vs. Idaho and a season-high 396 rushing yards vs. Hawai'i

2009 (REDSHIRT)

- Member of the scout team

BEFORE BYU

- First-team all-state
- Invited to participate in the Hawaiian Prep Classic all-star event featuring more than 100 of the nation's best seniors
- Rated No. 8 offensive center nationally and No. 5 Colorado prep prospect by Rivals.com
- Also finished third in the shot put at the state championships

PERSONAL

- Parents are Mike and Ann and born in Fairfax, Va
- Brother Nick was also a member of the BYU football team
- Eagle Scout and served an LDS mission to Riverside, Calif.
- Also recruited by LSU, Illinois, Princeton, Colorado and Air Force

ROSS APO #1

SENIOR • RECEIVER
6'3" • 207 LBS
ARLINGTON, TX
THE OAKRIDGE SCHOOL

ah-poh



2013 (JUNIOR)

- Named to the Earl Campbell Award watch list
- College Sports Madness Preseason All-Independent Second Team

2012 (SOPHOMORE)

- Earned letterman honors
- Named to Phil Steele All-Independent Second Team
- Started in 12 of 12 games played
- Caught 31 passes for 311 yards and one touchdown
- Recorded season-best 70 receiving yards vs. Idaho

2011 (FRESHMAN)

- Earned letterman honors as a freshman
- Named FBS Independent Freshman of the Year, Phil Steele All-Independent Second Team
- Saw action in all 13 games and started four games
- Second leading receiver on the team
- Caught 34 passes for 453 yards and nine touchdowns
- Caught at least one pass in 11 of 13 games

2011 (MEDICAL REDSHIRT)

- Suffered an season-ending open dislocation of his left index finger during the second week of the season at practice

BEFORE BYU

- Ranked the No. 13 wide receiver in the nation by Rivals.com
- Averaged 19.1 yards per catch over his three year prep career
- Totaled nearly 2,000 receiving yards, 22 touchdowns
- Invited to play in the U.S. Army All-American Bowl

PERSONAL

- Speaks Tongan
- Majoring in exercise science
- Married to BYU soccer's Jessica Ringwood
- Also recruited by California, Kansas State, Minnesota, Missouri, Nebraska, Texas and Tulsa

CAREER STATS

YEAR	GP	GS	REC	YDS	Y/R	LONG	TD
2010	1	0	0	0	N/A	0	0
2011	13	4	34	453	13.3	42	9
2012	12	12	31	311	10.0	53	1
2013	12	0	14	204	14.6	52	3
TOTAL	38	16	79	968	12.3	53	13



SCOTT ARELLANO #23

SENIOR • PUNTER
6'1" • 190 LBS
SANTA YNEZ, CA
FOOTHILL COLLEGE

ar-LAHN-oh



2013 (JUNIOR)

- Named FBS Independent Special Teams Player of the Week (9/2)
- College Football Performance Awards Hon. Mention Punter of the Week (11/11)
- Punted nine times for 368 yards, including four punts within the 20-yard line against Virginia
- Notched a new career high with a 73-yard punt vs Wisconsin
- Averaged 44.1 yards per punt at Utah State

2012 (SOPHOMORE)

- Member of the scout team

BEFORE BYU

- Served as a punter and defensive back for Foothill College
- Had four interceptions as a freshman at Foothill
- Averaged 40.67 yards per punt
- Had 15 punts inside the 20 and eight more than 50 yards
- Season long punt of 68 yards
- First-team all-conference as a punter

PERSONAL

- An eagle scout
- Married to Alexis with two children

CHRIS BADGER #17

SOPHOMORE • DEF. BACK
6'0" • 197 LBS
PROVO, UT
NOTRE DAME



2013 (FRESHMAN)

- Transferred from Notre Dame and was given waiver to play
- Saw action in 10 games
- Recorded five tackles and 0.5 tackles for loss vs Idaho State

BEFORE BYU

- First-team Utah 4A all-state defensive back for 2009 by both Salt Lake Tribune and Deseret News
- Ranked 10th-best player and second-best defensive back in Midlands region
- Led Timpani to four straight Utah 4A state titles, as starter each of last three seasons

PERSONAL

- Served in Ecuador for the LDS Church

TANNER BALDERREE #37

JUNIOR • DEF. BACK
5'9" • 178 LBS
PALM DESERT, CA
PALM DESERT HS



BEFORE BYU

- Won a state championship his senior year
- Also played lacrosse in high school

PERSONAL

- Served in the England Leeds Mission for the LDS Church

TREVOR BATEMAN #19

JUNIOR • DEF. BACK
5'9" • 178 LBS
PALM DESERT, CA
PALM DESERT HS



2013 (SOPHOMORE)

- Battled injuries but saw time against Idaho State and recorded one tackle

2012 (FRESHMAN)

- Member of the scout team

2009 (REDSHIRT)

- Member of the scout team

BEFORE BYU

- Recorded 25 catches for 320 yards and five touchdowns in 2007
- Racked up 70 tackles and four interceptions as a junior
- Also recruited by Arizona and UNLV

PERSONAL

- Served in the Texas Fort Worth Mission for the LDS Church



CRAIG BILLS #20

SENIOR • DEF. BACK
6'1" • 205 LBS
PROVO, UT
TIMPVIEV HS



2013 (JUNIOR)

- Named FBS All-Independent Honorable Mention
- Recorded six tackles and an interception at Virginia
- Set a career high with 15 tackles and 1.5 tackles for loss while also adding a one-handed interception against Notre Dame
- College Sports Madness All-Independent Second Team
- Phil Steele All-Independent First Team
- Finished second on the team with 79 tackles
- Tied for first on the team with two interceptions and two fumble recoveries
- Started 12 games, only missed one due to a concussion

2012 (SOPHOMORE)

- Earned letterman honors first season back from LDS mission
- Played in all 13 games and started the last five
- Posted 47 tackles, forced one fumble and had five pass breakups
- Recorded four solo tackles at Boise State
- Had five tackles in BYU's 6-3 win over Utah State
- Tallied six tackles, two pass breakups and forced a fumble vs. Idaho
- Had a career-high 10 tackles at San Jose State
- Six tackles vs. SDSU in the Poinsettia Bowl to go along with two pass breakups, including one in the end zone

2009 (FRESHMAN)

- Earned letterman honors as a true freshman
- Saw action in all 13 games, including a start against Florida State
- Totaled 23 tackles on the season, including 15 solo
- Recorded interceptions against Tulane and Wyoming
- Contributor on special teams
- Had a season-high six tackles against Florida State

BEFORE BYU

- Deseret News 2008 Mr. Football recipient as Utah's top player in 4A
- Three-time first-team all-state selection and All-Valley Football MVP
- Three-year starter at safety for Timpviev, helping the Thunderbirds complete back-to-back perfect seasons, 36 consecutive victories and three straight 4A state championships
- Rated by Rivals.com as No. 10 safety in the nation, No. 2 hardest-hitting safety nationally and No. 3 overall prospect in Utah in 2008
- Leader of Thunderbird defense that held opponents to 12 points per game in 2008
- Had 43 solo tackles among 59 total tackles and four interceptions as a senior
- As a junior returned two of his three interceptions for touchdowns
- Totaled six interceptions as a sophomore along with 10 pass deflections and 84 tackles
- Defensive backs MVP of the 2008 NIKE Camp in Provo

PERSONAL

- Older brothers K.C. (DB) and Kelly (RB) were both former members of the BYU football team and brother Kevan (LB) is on the current Cougar roster
- Four brothers in law also played at BYU, including current teammate Taysom Hill (QB). Others include David Nixon (LB), Neal Daley (LB), Larry Harmer (DL)
- Wife Rachel and one child
- Served in the California Ventura Mission

CAREER STATS

YEAR	GP	GS	UA	AST	TOT	TFL/YDS	SACK/YDS	INT
2009	13	1	15	8	23	0/0	0/0	2
2012	13	5	31	16	47	0/0	0/0	0
2013	12	12	49	29	78	2.5/5	0/0	2
TOTAL	38	18	95	53	148	2.5/5	0/0	4
	TD	FF	FR	YDS	QBH	PBU		
2009	0	0	0	0	0	0		
2012	0	0	0	0	0	5		
2013	0	1	2	0	0	7		
TOTAL	0	1	2	0	0	12		

KEVAN BILLS #46

JUNIOR • LINEBACKER
6'3" • 245 LBS
PROVO, UT
TIMPVIEV HS



2013 (SOPHOMORE)

- Did not play due to injury

2012 (FRESHMAN)

- Did not play due to injury in camp

2011 (REDSHIRT)

- Member of the scout team

BEFORE BYU

- All-State First Team
- Daily Herald Elite 11
- Helped Timpviev win two state championships
- Also participated in track and field, taking fourth in the state in shot put and running the 100 meters

PERSONAL

- Parents are Randy and Robin
- Born in Denver, Colo.
- Served in the Argentina Mendoza Mission for the LDS Church
- Three brothers (KC, Kelly and Craig) all played football at BYU
- Also recruited by Oregon, Colorado and Cal
- Wife Stephanie and one child

VANCE BINGHAM #38

SOPHOMORE • KICKER
5'10" • 170 LBS
DRAPER, UT
ALTA HS



"moose"

2013 (FRESHMAN)

- Member of the scout team

BEFORE BYU

- Academic honor roll
- First Team All-State
- All-Region Specialist (two years)
- Player of the Game (vs Jordan 2008 and vs Pleasant Grove 2009)
- Also recruited by Utah and Utah State

PERSONAL

- Served an LDS mission in Orlando, Florida
- Brother-in-law of former player Bryan Kehl
- Hobbies include boating, skiing and riding snowmobiles
- Eagle Scout



ALGERNON BROWN #24

SOPHOMORE • RUNNING BACK

6'1" • 219 LBS

MAGNA, UT

SKYLINE HS

"algie"



2013 (FRESHMAN)

- Played in all 13 games
- Scored first career touchdown against Georgia Tech

2010 (REDSHIRT)

- Member of the scout team

BEFORE BYU

- Rated No. 4 prospect from Utah by Rivals.com and No. 13 by Scout.com
- Recorded 92 carries for 783 yards and 13 touchdowns as a senior
- Added 132 carries for 840 yards and 10 touchdowns in 2008
- Had a career total of 271 carries for 1,983 yards and 30 touchdowns
- Four-time track letterwinner, competing in javelin, 100m, 200m and 110m hurdles

PERSONAL

- Born in Salt Lake City
- Parents are Henna and Olevia
- Brothers Henna and Daryl played football at Southern Utah
- Eagle Scout
- Also recruited by Oregon, Washington, Cal, Michigan, San Diego State, Utah State and Stanford

CAREER STATS

YEAR	GP	GS	ATT	YDS	Y/A	LONG	TD
RUSHING							
2013	13		48	234	4.9	23	2
RECEIVING							
2013			2	8	4.0	4	0

JOSH CARTER #93

SENIOR • DEF. LINE

6'5" • 296 LBS

TUCSON, AZ

EASTERN ARIZONA COLLEGE



2013 (JUNIOR)

- Saw time against Idaho State and Washington at offensive line

BEFORE BYU

- Also lettered in basketball and track in high school

PERSONAL

- Served an LDS mission in Salt Lake City, Utah
- Eagle Scout
- Hobbies include hunting and fishing

NATE CARTER #26

JUNIOR • RUNNING BACK

5'9" • 185 LBS

ST. GEORGE, UT

DIXIE HS



2013 (SOPHOMORE)

- Got his first carry against Idaho State
- Member of the scout team

2012 (FRESHMAN)

- Member of the scout team

2010 (REDSHIRT)

- Member of the scout team

BEFORE BYU

- Prepped at Dixie High School
- Had 64 rushing attempts for 565 yards and seven touchdowns
- Had a 96-yard run

ROBERTSON DANIEL #4

SENIOR • DEF. BACK

6'1" • 198 LBS

SAN JOSE, CA

DE ANZA JUNIOR COLLEGE



2013 (JUNIOR)

- Started 12 games at field corner (missed one start due to illness) and played in all 13
- Finished fourth on the team with 66 tackles
- Recorded a team-high two interceptions
- Tallied one sack, nine pass breakups and two forced fumbles
- Named to the College Sports Madness All-Independent Third Team
- Phil Steele All-Independent Second Team

BEFORE BYU

- All-State and All-American safety at De Anza College
- Attended Branham High School in San Jose, Calif.

PERSONAL

- Exercise science major
- Favorite athlete is LeBron James
- Grew up in Brooklyn, NY then moved to San Jose, Calif. where he graduated high school

CAREER STATS

YEAR	GP	GS	UA	AST	TOT	TFL/YDS	SACK/YDS	INT
2013	13	12	49	17	66	1/12	1.0/12	2
TOTAL	12	0	9	2	11	1.0/1	0	0
	TD	FF	FR	YDS	QBH	PBU		
2013	0	2	0	0	0	9		
TOTAL	0	1	0	0	0	0		

MICHAEL DAVIS #15

SOPHOMORE • RECEIVER
6'2" • 180 LBS
GLENDALE, CA
GLENDALE HS



2013 (FRESHMAN)

- Saw extensive action at boundary corner against Notre Dame and had four tackles (three solo)
- Played in nine games as a defensive back and started two

PARKER DAWE #54

SOPHOMORE • OFF. LINE
6'3" • 284 LBS
PLEASANT GROVE, UT
PLEASANT GROVE HS



2013 (FRESHMAN)

- Member of the scout team

BEFORE BYU

- Helped Pleasant Grove to a 10-2 record as a senior
- Also wrestled in High School
- Won the 5A state title in wrestling

PERSONAL

- Served LDS mission to Boston Massachusetts
- Married to Emily

DJ DOMAN #18

SOPHOMORE • DEF. BACK
6'0" • 193 LBS
LINDON, UT
PLEASANT GROVE HS



2013 (FRESHMAN)

- Saw action in three games while recording two tackles

BEFORE BYU

- All-State selection
- Lettered three times in track and once in wrestling
- 100m dash Region champion junior and senior year

PERSONAL

- Born in Bronxville, New York
- Eagle Scout
- Served in the Korea Seoul Mission
- Majoring in business marketing with a minor in Chinese
- Married to Jessica

JORDAN EGBERT #49

SOPHOMORE • LINEBACKER
6'3" • 225 LBS
OREM, UT
OREM HS



2013 (FRESHMAN)

- Member of the scout team
- Saw time against Idaho State

2012 (REDSHIRT)

- Member of the scout team

PERSONAL

- Served LDS mission to New York City

CHASE FREI #86

JUNIOR • RECEIVER
6'5" • 215 LBS
SANTA CLARA, UT
DIXIE STATE COLLEGE



fry 

2013 (SOPHOMORE)

- Member of the scout team

BEFORE BYU

- Also lettered in basketball

PERSONAL

- Served a mission in South Korea
- Eagle Scout
- Attended Snow Canyon High School and was on the high honor roll for academics
- Exercise science major with a Korean minor

TRAVIS FREY #89

SOPHOMORE • RECEIVER
6'2" • 187 LBS
BOUNTIFUL, UT
UTAH STATE



fry 

2013 (FRESHMAN)

- Member of the scout team
- Saw time against Idaho State

BEFORE BYU

- Second Team All-State selection
- First Team All-Region
- Set the single season reception record at Viewmont
- First Team All-Region basketball player

PERSONAL

- Served in the Veracruz Mexico mission
- Eagle Scout
- English major and Spanish minor



ALANI FUA #5

SENIOR • LINEBACKER
6'5" • 228 LBS
SAN FERNANDO VALLEY, CA
OAKS CHRISTIAN HS

ah-LAH-nee

foo-ah



2013 (JUNIOR)

- Tied for first on the team with two interceptions
- Recorded 63 tackles, including five tackles for loss and three sacks
- Played in all 13 games while starting nine
- Named to the College Sports Madness All-Independent Third Team FBS Independent Defensive Player of the Week (9/9 and 10/21)
- College Football Performance Awards Honorable Mention Linebacker of the Week (9/9)
- Intercepted a late Georgia Tech pass and returned it for a touchdown. Also intercepted Houston with less than a minute to play to end Houston's chances at a comeback.

2012 (SOPHOMORE)

- Earned letterman honors and played in all 13 games
- Recorded 13 tackles and one interception

2011 (FRESHMAN)

- Played in eight games
- Had first career tackles vs. Idaho when he registered two tackles, including a sack, with a pass breakup
- Finished with six tackles and two sacks on the season

2010 (REDSHIRT)

- Member of the scout team

BEFORE BYU

- Rated the No. 25 weakside defensive end in the nation by Rivals.com
- Offensive-Defensive Bowl All-American
- First Team Ventura County
- Recorded 71 tackles as a senior, along with nine sacks, one interception, two fumble recoveries and three forced fumbles as Oaks Christian earned a 13-1 record
- Also caught 25 passes for 303 yards and three touchdowns in 2009
- Had 67 tackles, three sacks, two fumble recoveries and one forced fumble as a junior
- Also lettered in volleyball

PERSONAL

- Born in San Fernando, Calif.
- Parents are George and Helen
- Married to wife Malaysia and has two children
- Older brother, Sione, played defensive tackle at Stanford before being selected in the third round of the 2011 NFL Draft by the Carolina Panthers
- Also recruited by Arizona, Arizona State, Hawaii, Ohio State, Oregon, Oregon State and Washington
- Majoring in business management

CAREER STATS

YEAR	GP	GS	UA	AST	TOT	TFL/YDS	SACK/YDS	INT
2011	8	0	4	2	6	2/8	2.0/8	0
2012	13	0	8	5	13	0/0	0/0	1
2013	13	9	30	33	63	5/22	3.0/19	2
TOTAL	34	9	42	40	82	7/30	5.0/27	3
	TD	FF	FR	YDS	QBH	PBU		
2011	0	0	0	0	0	0		
2012	0	0	0	0	0	1		
2013	1	0	0	0	1	10		
TOTAL	1	0	0	0	1	11		

EDWARD FUSI #50

SENIOR • OFF. LINE
6'0" • 317 LBS
CORONA, CA
MT. SAN ANTONIO COLLEGE

FOO-see



2013 (JUNIOR)

- Played in 10 games and started six at center
- BEFORE BYU**
- Played at Mt. San Antonio College before transferring to BYU

PERSONAL

- Married to Lesieli



AUSTIN HEDER #41

SOPHOMORE • LINEBACKER
6'1" • 241 LBS
PLEASANT GROVE, UT
PLEASANT GROVE HS

HEE-dur 

2011 (FRESHMAN)

- Played in five games as a blocking fullback

BEFORE BYU

- No. 14 prospect in the state by Rivals.com
- Ranked No. 30 nationally by Scout.com among middle linebacker prospects
- 5A All-State First Team in 2010 by Deseret News and Salt Lake Tribune
- inducted into the Utah Football Foundation Hall of Fame
- Daily Herald Elite 11 as a senior, totaling 129 total tackles in 2010
- Helped Vikings win the Region 4 championship in 2008
- Wendy's All-American finalist

PERSONAL

- Eagle scout



KURT #13 HENDERSON

JUNIOR • RECEIVER
6'1" • 180 LBS
ST. GEORGE, UT
SNOW CANYON HS



2013 (SOPHOMORE)

- Played in 11 games and started one
- Caught a career-best 60-yard pass in win over Utah State

2012 (FRESHMAN)

- Played in two games
- Caught two passes for 19 yards

2011 (REDSHIRT)

- Participated on scout team

BEFORE BYU

- Academic all-state selection
- National Honor Society VP, member of the FFA, carried a 3.99 GPA in high school and was on the Honor Roll
- Three-year letterwinner at Snow Canyon High School
- Part of 2007 state runner-up team
- Also played baseball and basketball, won 2007 state title in baseball and was an all-state honorable mention
- Named the 2008 Male Athlete of the Year and Basketball State Competitors 2008
- Also recruited by Stanford, Columbia, Harvard, Yale, UNLV, Utah State, Weber State, Snow College and Dixie State

BEFORE BYU

- Has six siblings
- Grandpa, Rollie Bestor coached swimming and diving at BYU
- Brother-in-law Dave Jensen played baseball at BYU
- Majoring in Business Finance with a minor in Finnish
- Served an LDS mission to Helsinki, Finland, and is an Eagle Scout





TAYSOM HILL #4

JUNIOR • QUARTERBACK
6'2" • 228 LBS
POCATELLO, ID
HIGHLAND HS

TAY-suhm



2013 (SOPHOMORE)

- Rushed for 259 yards (and 3 TDs) vs. No. 15 Texas, the second most rushing yards in a game in BYU history
- Helped BYU to 550 rushing yards, the most in a game in BYU history
- Received AT&T All-America Player of the Week, FBS Independent Offensive Player of the Week, Athlon Sports National Player of the Week and CBSSports.com Offensive Player of the Week honors following Texas game
- Davey O'Brien Quarterback of the Week Honorable Mention (9/9 and 10/21)
- Manning Award Player of the Week (10/31)
- College Football Performance Awards Honorable Mention Quarterback of the Week (9/9, 10/21, 10/28)
- College Sports Madness Independent Offensive Player of the Week (9/9, 9/23, 10/21, 10/28)
- FBS Independent Offensive Player of the Week (9/9, 10/21, 10/28)
- Threw for 417 yards, including four TDs, and ran for 128 yards in win against Houston. One of seven players in NCAA history to throw for 400+ and run for 100+ in a game.
- Voted as ESPN's Capital One Cup Impact Performance of the week for his play against Houston
- Named Independent Offensive Player of the Year by College Sports Madness
- Named to the College Sports Madness All-Independent First Team
- Received FBS All-Independent Team Honorable Mention
- Phil Steele All-Independent Second Team
- With 133 rushing yards in the loss to Washington, Hill has rushed for more yards than any other QB in school history
- Recorded six games with 100+ rushing yards
- Set a new school record for the most rushing yards (133) and carries (31) in a bowl game
- Finished the season ranked No. 3 in BYU history for most rushing yards in one season with 1,344

2012 (FRESHMAN)

- Earned letterman honors as a true freshman
- Played in six games before knee injury, starting two
- Led BYU to 2-0 record in two starts vs. Hawaii and Utah State
- Completed 42 of 71 passes for 425 yards and four touchdowns, rushing 55 times for 336 yards and four scores
- First pass of collegiate career went for 18-yard touchdown pass vs. Washington State in season opener
- In first career start, went 12 of 21 passing for 112 yards and two touchdowns, also rushing 15 times for 143 yards and one touchdown
- FBS Independent Offensive Player of the Week (10/1)

BEFORE BYU

- 2008 5A All-Idaho Player of the Year as a senior after quarterbacking Highland to its first state title since 2002
- Listed as the 30th-best quarterback prospect in the nation coming out of high school in 2009 by Scout.com and Rivals.com and top recruit in the state of Idaho by Rivals.com
- Idaho's Gatorade High School Player of the Year as a senior
- First team all-state selection also earned all-region and conference player of the year accolades
- Completed 166 of 258 passes (64.3 percent) and threw for 2,269 yards and 18 touchdowns as a senior
- Also rushed for 1,491 yards and 24 TDs, averaging 10.2 yards per carry and 124.3 rushing yards per game
- Holds school single-season and career records for total offense
- Also lettered in basketball and track and field

PERSONAL

- Served LDS mission to Sydney, Australia; Married Emily 2014
- Originally committed to Stanford before mission and was also recruited by Arizona, Washington State, Boise State and Utah
- Older brother Jordan played defensive tackle at Arizona State and brother Dexter played quarterback at Scottsdale (Ariz.) Community College, Northern Iowa and Dixie State (Utah)



CAREER STATS

PASSING

YEAR	GP	GS	EFF	COMP	ATT	YDS	Y/A	PCT	LNG	INT	TD
2012	6	2	122.39	42	71	425	6.0	59.2	28	2	4
2013	13	13	118.15	236	438	2938	6.7	53.9	60	14	19
TOTAL	19	15	118.74	278	509	3363	6.6	54.6	60	16	23

RUSHING

YEAR		ATT	YDS	Y/A	LONG	TD					
2012		55	336	6.1	68	4					
2013		246	1344	5.5	68	10					
TOTAL		301	1680	5.6	68	14					

ADAM HINE #28

JUNIOR • RUNNING BACK
6'1" • 202 LBS
SANTA CLARA, UT
SNOW CANYON HS

HEE-nay



2013 (SOPHOMORE)

- College Football Performance Awards Hon. Mention Kicker Returner of the Week (9/28)
- Rushed for his first career touchdown vs Idaho State. Also added a personal best 141 rushing yards on 10 carries, good for 14.1 yards per carry
- No. 12 in the nation averaging 27.2 yards per kick return
- Named to the College Sports Madness All-Independent First Team as a kick returner
- Received FBS All-Independent Team honors as a kick returner
- Phil Steele All-Independent First Team as a kick returner

2012 (FRESHMAN)

- Earned letterman honors in four games on special teams

2011 (REDSHIRT)

- Member of the scout team

BEFORE BYU


- Three-year letterwinner
- All-state first team and on honor roll
- Also lettered four times in track and was the three-time long jump and high jump state champion

PERSONAL

- Born in Miami, Flo. and majoring in exercise science
- Served in the Panama Panama City Mission for the LDS Church
- Also recruited by Stanford and Utah
- Married to Cassidy

TOLOA' HO CHING #98

FRESHMAN • LINEBACKER
6'1" • 230 LBS
SANDY, UT
ALTA HS

toh-loh-ah-ee 

2013 (REDSHIRT)

- Redshirt due to injury
- BEFORE BYU**
- Rated the No. 23 inside linebacker by Rivals.com
- Rated No. 5 prospect from Utah by Scout.com and No. 8 by Rivals.com
- Totalled 81 tackles as a senior, as well as 10.5 sacks and a blocked field goal
- Led 5A in sacks
- Despite missing two games in 2009 due to a knee injury, he helped Alta advance to the 5A state semifinals
- Two-year all-state selection
- Had 82 tackles as a junior, 15 sacks and one interception
- Also recruited by California, Colorado, UCLA, Utah, Utah State, Wisconsin and Wyoming

PERSONAL

- Married to Tina



TERENN HOUK #11

JUNIOR • RECEIVER
6'4" • 213 LBS
ENUMCLAW, WA
ENUMCLAW HS

TAIR-ehn howk 

2013 (SOPHOMORE)

- Played in nine games and started two
- Caught two passes for eight yards

2012 (FRESHMAN)

- Earned letterman honors
- Played in five games at receiver and tight end

2011 (REDSHIRT)

- Member of the scout team

BEFORE BYU

- Played football and basketball at Enumclaw HS

PERSONAL

- Majoring in civil engineering



ADAM #96 INGERSOLL

SOPHOMORE • DEF. LINE
6'4" • 230 LBS
BOISE, ID
CENTENNIAL HS

PERSONAL

- Served an LDS mission in Cleveland, Ohio
- Eagle Scout

BEFORE BYU

- Three time First Team All-Conference selection
- First Team All-State selection
- Also lettered in basketball and rugby
- Recruited by Boise State, Idaho State, Idaho, Dartmouth and Princeton





JORDAN JOHNSON #6

SENIOR • DEF. BACK
5'10" • 185 LBS
SPRINGFIELD, MA
BROOKS SCHOOL



2013 (JUNIOR)

- Missed the season due to a knee injury suffered during fall camp

2012 (SOPHOMORE)

- Started 12 games
- Phil Steele First Team All-Independent, FBS All-Independent Team
- Finished season with 48 tackles and 15 pass breakups with 1.5 tackles for loss, one interception and one fumble recovery
- Had four tackles and returned an interception 64 yards vs. Washington State in season opener
- Posted five tackles, 0.5 tackles for loss and a pass breakup at Utah
- Recorded four tackles and two breakups vs. No. 10 Oregon State
- Logged six tackles, one tackle for loss and two pass breakups at San Jose State
- Recovered a fumble vs. San Diego State in Poinsettia Bowl
- Honorable mention for Defensive Back of the Week, week of Sept. 3

2011 (FRESHMAN)

- Played in all 13 games at defensive back and on special teams
- Totaled 16 tackles, two interceptions and one pass breakup
- Picked off a pass vs. Idaho State and returned it 42 yards
- Also returned five kickoffs totaling 99 yards

2010 (REDSHIRT)

- Member of the scout team

BEFORE BYU

- League MVP, ISL MVP, All-ISL and All-Scholastic Team
- Helped Brooks School reach a 7-2 record as a senior
- Ran for 950 yards and 12 touchdowns, passed for 640 yards and six touchdowns and had 48 tackles on defense
- Tallied 660 yards rushing as a freshman and 563 yards as a sophomore
- Also lettered four times in basketball and twice in track

PERSONAL

- Born in Springfield, Mass.
- Parents are Kevin and Pamela
- Favorite food is his mom's Spanish rice
- Majoring in business
- Also recruited by Boston College, Bryant, Connecticut, Northeastern and Tulsa

CAREER STATS

YEAR	GP	GS	UA	AST	TOT	TFL/YDS	SACK/YDS	INT
2011	13	0	7	9	16	0/0	0	2
2012	12	12	35	13	48	1.5/6	0	1
TOTAL	25	9	42	22	64	1.5/6	0/0	3
	TD	FF	FR	YDS	QBH	PBU		
2011	0	0	0	0	0	1		
2012	0	1	0	0	0	15		
TOTAL	0	1	0	0	0	16		

KYLE JOHNSON #67

SOPHOMORE • OFF. LINE
6'4" • 295 LBS
SANDY, UT
JORDAN HS



2013 (FRESHMAN)

- Played in all 13 games of the season and started eight
- Named to the College Sports Madness All-Independent Third Team

2012 (REDSHIRT)

- Member of the scout team

BEFORE BYU

- Second Team All-State as a senior
- All-State Honorable Mention as a junior
- Defensive Player of the Year
- Three time All-Region First Team
- Also lettered in wrestling and track
- Placed No. 6 in state wrestling as a sophomore
- Also recruited by Utah, SUU, Snow College, Utah State, Colorado, Duke and Stanford

PERSONAL

- Served in the Mexico Oaxaca mission
- Psychology major and Spanish minor

MARQUES JOHNSON #99

SENIOR • DEF. LINE
6'2" • 308 LBS
LOS ANGELES, CA
EL CAMINO CC



2013 (JUNIOR)

- Played in all 13 games
- Finished with 31 tackles

2012 (REDSHIRT)

- Member of the scout team

BEFORE BYU

- First-team all-league, second-team all-city
- Led El Camino to a No. 2 ranking in sacks (38), pass defense (176.5 ypg) and scoring defense (19 ppg) and No. 3 in total defense (288.5 ypg)
- Recorded a team-high 14.5 tackles for loss for minus-38 yards, four sacks, forced one fumble and recovered one fumble
- Earned Scholar Baller Award
- Also recruited by Indiana, Washington State and Texas Tech
- Coached by Ruffin Patterson in high school and Ken Talanoa at El Camino

PERSONAL

- Parents are Yul Johnson Sr. and Kimberley James-Johnson
- Has three siblings
- Plans to major in business
- Married to wife Jasmine

GARRETT #23 JUERGENS

SOPHOMORE • DEF. BACK
5'10" • 185 LBS
HOUSTON, TX
LANGHAM CREEK HS



2013 (FRESHMAN)

- Member of the scout team

BEFORE BYU

- 2008 All-District Second Team
- 2009 All-District First Team
- 2009 All-State Academic Second Team
- Broke the school record for most rushing yards in one half, going 205 yards
- Three-time baseball letterwinner
- 2009 & 2010 All-District First Team outfielder

PERSONAL

- Served in the Peru Chiclayo Mission for the LDS Church
- Brother Mitchell is also on the team
- Eagle Scout
- Majoring in accounting
- Also recruited by Utah, Air Force and Army

MITCHELL #87 JUERGENS

SOPHOMORE • RECEIVER
5'10" • 180 LBS
HOUSTON, TX
LANGHAM CREEK HS



2013 (FRESHMAN)

- Member of the scout team

BEFORE BYU

- Unanimous First Team All-District in 2008 and 2009 as a wide receiver
- Second Team Academic All-State
- Also lettered three times in baseball
- Named Second Team All-District as an outfielder in 2009

PERSONAL

- Pre-business major
- Served in the Mexico Mexico City West mission
- Brother, Garrett, has also been on the team
- Older sister Heidi was a Cougarette
- Eagle Scout

SOLOMONE KAFU #73

SENIOR • OFF. LINE
6'2" • 315 LBS
RIO LINDA, CA
RIO LINDA HS
soh-loh-MOH-nay
KAW-foo



2013 (JUNIOR)

- Played in all 13 games and started 11
- Named to the College Sports Madness All-Independent Second Team

2012 (SOPHOMORE)

- Earned letterman honors
- Played in 10 games, starting eight at guard
- Part of an offensive line that blocked for over 150 rushing yards per game including a 396-yard season best vs. Hawai'i
- Helped passing game top 300 yards five times during the season

2011 (FRESHMAN)

- Played in two games

2008 (REDSHIRT)

- Member of the scout team

BEFORE BYU

- Earned first-team all-city and second-team all-conference honors
- A Sacramento Bee second-team All-Metro selection
- Credited with 50 tackles in 2007, including 35 solo tackles and 15 assisted tackles
- Had two sacks and was credited with two fumble recoveries
- Recruited by UC Davis, Sacramento State, Weber State, and Utah State

PERSONAL

- Served in the New York New York Mission for the LDS Church
- Majoring in civil engineering
- Eagle Scout
- Married to Jackie

TUNI KANUCH #78

FRESHMAN • DEF. LINE
6'2" • 325 LBS
SOUTH JORDAN, UT
BINGHAM HS



too-knee

2013 (REDSHIRT)

- Missed the season due to injury

BEFORE BYU

- Named a first-team All-American by MaxPreps
- Ranked the No. 6 football recruit out of the state of Utah by Scout.com
- Four-year starter at Bingham, helping them to a 13-1 record in 2009
- Quick enough to get out in space and run the field and always seems to get good positioning
- Named the Deseret News 2009 Mr. Football
- First-team all-state as a sophomore, junior and senior
- Also recruited by Utah
- Coached by Dave Peck



BRONSON KAUFUSI #90

JUNIOR • LINEBACKER
6'7" • 263 LBS
PROVO, UT
TIMPVUE HS
BRAWN-suhn
KAW-foo-see



2013 (SOPHOMORE)

- Named to the Ted Hendricks Award watch list
- Recorded a career-high seven tackles and added one tackle for loss and a quarterback hurry against Georgia Tech
- Earned second team All-Independent honors by College Sports Madness for the second consecutive year
- Phil Steele All-Independent Second Team

2012 (FRESHMAN)

- Played in all 13 games
- Totalled 23 tackles, 5.5 sacks for loss, 4.5 sacks, one fumble recovery, one quarterback hurry and one pass breakup

BEFORE BYU

- Ranked the No. 9 strongside defensive end in the nation by Rivals.com and rated the No. 1 recruit out of the state of Utah by Scout.com and Rivals.com
- Red Zone Player of the Year and Utah County Defensive MVP
- Invited to play in the 2010 Under Armour All-America Football Game
- Totalled 19 tackles and two sacks in 2009 before suffering a season-ending knee injury
- Recorded over 70 tackles, 9.5 sacks, 23 forced fumbles and batted down a team record 21 passes in 2008
- Had 57 tackles and eight sacks as a sophomore
- Also recruited by Stanford

PERSONAL

- Father is Steve Kaufusi, BYU's current defensive line coach
- He is married to Hilary Smith who is a goal keeper for the women's soccer team
- Also played basketball for the Cougars on the 2012-13 squad, playing at forward in 20 games, averaging 6.4 minutes per game, 1.1

CAREER STATS

YEAR	GP	GS	UA	AST	TOT	TFL/YDS	SACK/YDS	INT
2012	13	0	11	12	23	5.5/35	4.5/32	0
2013	13	13	19	18	37	7/24	4.0/18	1
TOTAL	26	13	30	30	60	12.5/59	8.5/50	1
	TD	FF	FR	YDS	QBH	PBU		
2012	0	0	1	0	1	1		
2013	1	1	0	0	3	6		
TOTAL	1	1	1	0	4	7		

TEU KAUTAI #25

JUNIOR • LINEBACKER
6'1" • 220 LBS
ARLINGTON, TX
THE OAKRIDGE SCHOOL
TAY-oo
KOW-tie



2013 (SOPHOMORE)

- Played in three games
- Tallied five tackles, including 0.5 tackles for loss

2012 (FRESHMAN)

- Played in two games

BEFORE BYU

- An all-around athlete who played quarterback, safety and linebacker at The Oakridge School in Arlington, Texas
- High school teammate of Ross Apo
- A team captain with outstanding leadership abilities
- Led the offensive unit at quarterback with dual-threat agility as a passer and runner
- An aggressive defender who runs well and has great athleticism
- Helped The Oakridge School achieve a 9-2 record in 2009

PERSONAL

- Served in the California San Jose Mission for the LDS Church

BRAYDEN KEARSLEY #55

SOPHOMORE • OFF. LINE
6'4" • 295 LBS
ALOHA, OR
ALOHA HS



2013 (FRESHMAN)

- Played in 11 games and started one at right guard

BEFORE BYU

- Two time Second Team All-State selection
- First Team All-State selection
- Three time First Team All-League
- 2013 Semper Fidelis All-American
- Also recruited by Arkansas, Tennessee, Washington, UCLA, Oregon State, Arizona State, Kansas, Hawaii, Oregon and USC

PERSONAL

- Favorite athlete is Mike Pouncey
- Favorite food is sushi

DAVID KESSLER #83

SOPHOMORE • RECEIVER
6'2" • 205 LBS
RANCHO CUCAMONGA, CA
CLAREMONT HS



2013 (FRESHMAN)

- Member of the scout team

BEFORE BYU

- Two-year captain
- Recruited by Nebraska, San Diego State, Arizona and Colorado
- Also lettered in baseball and was a three time All League player
- Recruited to play baseball by Stanford, Oregon, ASU, UCI and UCSD

PERSONAL

- Majoring in Spanish
- Served a mission in Portugal from 2010-2012
- Eagle Scout
- His father played pro baseball and was drafted in the first round by the Reds in 1973

THEODORE KING #97

SOPHOMORE • DEF. LINE
6'2" • 252 LB
SAN JOSE, CA
VALLEY CHRISTIAN SCHOOL



2013 (FRESHMAN)

- Member of the scout team who saw time vs Idaho State

2012 (REDSHIRT)

- Member of the scout team

BEFORE BYU

- All-area first team, All-Mercury honorable mention, all-league honorable mention
- Led team to a conference title as a junior and a second-place regional finish
- Participated in Nike SPARQ combine in Oakland and named to All-Combine squad with a 90.24 rating (sixth among defensive players)
- Also recruited by Fresno State, Nevada, Oregon State, Sacramento State and San Jose State
- Coached by Mike Machado

PAUL LASIKE #33

SENIOR • RUNNING BACK
6'0" • 227 LBS
AUCKLAND, NEW ZEALAND
CHURCH COLLEGE OF NZ



law-SEE-kay



2013 (JUNIOR)

- Rushed for 87 yards on 15 attempts and one touchdown in win over Texas
- Played in all 13 games and started eight
- Finished third on the team with 356 rushing yards

2012 (SOPHOMORE)

- Earned letterman honors
- Played in 12 games
- Totaled 33 carries, 129 yards and two touchdowns, adding one reception for 25 yards

BEFORE BYU

- A rugby All-American for BYU
- Served an LDS mission in Alabama
- Married to Ani

CAREER STATS

YEAR	GP	GS	ATT	YDS	Y/A	LONG	TD
RUSHING							
2012	12		33	129	3.9	11	2
2013	13	8	59	350	5.9	46	1
TOTAL	25		94	479	5.2	46	3
RECEIVING							
2012			1	25	25	25	0
2013			5	30	6.0	12	0
TOTAL			6	55	9.2	25	0

TOMASI LAULILE #48

SOPHOMORE • DEF. LINE
6'3" • 270 LB
WESTLAKE, CA
WESTLAKE HS



toh-MAH-see
low-LEE-lay



2013 (FRESHMAN)

- Member of the scout team



QUINN LAWLOR #61

SENIOR • OFF. LINE
6'4" • 278 LBS
OREM, UT
OREM HS



2013 (JUNIOR)

- Played in six games

2012 (SOPHOMORE)

- Member of the scout team

2011 (FRESHMAN)

- Member of the scout team

2010 (REDSHIRT)

- Member of the scout team

PERSONAL

- Born in Calgary, Alberta, Canada
- Majoring in construction management
- Also recruited by Washington State, Idaho State and Southern Utah

DALLIN LEAVITT #2

SOPHOMORE • DEF. BACK
5'11" • 198 LBS
PORTLAND, OR
CENTRAL CATHOLIC HS



2013 (FRESHMAN)

- Played in all 13 games and started one
- Recorded six tackles in his first action as a Cougar against Virginia

PERSONAL

- Eagle Scout
- Three siblings

BEFORE BYU

- Team MVP
- Four-year letter winner
- Rated No. 5 prospect in state of Oregon
- Named Oregon Co-Defensive Player of the year
- 2012 first-team All-State honoree
- Also recruited by Arizona State, California, Colorado, Hawai'i, Oregon State, Missouri, Stanford, Purdue, UCLA, Wyoming and Utah

SAM LEE #1

JUNIOR • DEF. BACK
6'0" • 186 LBS
BRANDYWINE, MD
COLLEGE OF THE CANYONS



2013 (REDSHIRT)

- Missed the season due to injury

JHERREMYA LEUTA-DOUYERE #43

JUNIOR • LINEBACKER
6'0" • 236 LBS
GARDEN GROVE, CA
SERVITE HS



LAY-oo-tah
DOO-yair

2013 (SOPHOMORE)

- Notched a career-high four tackles against Idaho State
- Talled three tackles and one forced fumble against Wisconsin
- Recorded two tackles and 1.5 tackles for loss against Virginia in the season opener
- Saw action in 12 games at outside linebacker

2012 (FRESHMAN)

- Earned letterman honors
- Played in 10 games as a reserve linebacker and on special teams

BEFORE BYU


- Coached by Troy Thomas
- Helped his team to a 14-1 record and 2009 State Championship
- All-League First Team
- All-Pac 5 First Team
- Trinity League Defensive MVP

PERSONAL

- Parents are Richard and Lita
- Also recruited by Oregon State, Colorado, Hawaii and UCLA

DEVIN MAHINA #84

SENIOR • TIGHT END
6'6" • 247 LBS
ONTAIOR, CA
UPLAND HS



mah-HEE-nah

2013 (JUNIOR)

- Earned career highs in receptions (4) and yards (40) vs Bosie State
- Played in 10 games and started one

2012 (SOPHOMORE)

- Earned letterman honors and played in nine games
- Caught eight passes for 128 yards and two touchdowns

2011 (REDSHIRT)

- Redshirt due to neck injury and surgery

2010 (FRESHMAN)

- Earned letterman honors as a freshman in 12 games, starting five
- Had 11 receptions for 118 yards

BEFORE BYU

- Credited with 19 receptions for 373 yards, averaging 19.6 yards per reception and four touchdowns
- An all-CIF performer
- 11th-ranked tight end by Rivals.com

PERSONAL

- Wife's name is Lindsay
- Served an LDS mission to Antananarivo, Madagascar
- Majoring in communications and is an Eagle Scout
- Recruited by UCLA, Oregon, Colorado, USC, Washington State, Washington, Utah, Utah State, UTEP and Arizona State

CAREER STATS

YEAR	GP	GS	REC	YDS	Y/R	LONG	TD
2010	12	5	11	118	10.7	22	0
2012	9	0	8	128	16.0	38	2
2013	10	1	7	64	9.1	18	0
TOTAL	26	6	26	310	11.9	38	2

MITCH MATHEWS #10

JUNIOR • RECEIVER
6'6" • 206 LBS
BEAVERTON, OR
SOUTHRIDGE HS



2013 (SOPHOMORE)

- Caught five passes for 112 yards and 3 touchdowns against Utah State
- College Football Performance Award Honorable Mention WR of the Week (10/7)
- Blocked a field goal in the second half in win over Houston
- Recorded four receptions, 66 yards and on TD against Boise State
- Suffered a shoulder injury in the game at Wisconsin that required season-ending shoulder surgery
- Totaled 23 catches, 397 yards and four touchdowns in nine games and three starts

2012 (FRESHMAN)

- Earned letterman honors and played in six games
- Caught two passes for 27 yards, including a 23-yarder vs. Idaho

2009 (REDSHIRT)

- Member of the scout team

BEFORE BYU

- Recorded 26 catches for 475 yards and seven touchdowns in only five games after returning from a broken leg early in his senior season
- Was an all-metro wide receiver with 42 receptions for 586 yards and six touchdowns as a junior
- Also an excellent baseball player who represented Oregon on the Junior Olympic 16-Under Baseball Team
- Was a second-team all-state first baseman as a junior and honorable mention all-state outfielder as a sophomore

PERSONAL

- Parents are Kurt and Lisa
- Older brother Marcus also played for the Cougars
- Served in the Florida Orlando Mission (2009-11)



RYKER MATHEWS #72

JUNIOR • OFF. LINE
6'6" • 309 LBS
AMERICAN FORK, UT
AMERICAN FORK HS



2013 (SOPHOMORE)

- Played in 10 games and started four

2012 (FRESHMAN)

- Started in all 13 games
- Part of an offensive line that blocked for over 150 rushing yard per game including a 396-yard season best vs. Hawaii

2011 (REDSHIRT)

- Injury led to redshirt year

BEFORE BYU

- Ranked top recruit in the state and No. 11 among offensive linemen nationally by Rivals.com
- Ranked the top offensive lineman in the state and No. 43 offensive lineman by Scout.com
- Played for the West squad in the U.S. Army All-American Bowl
- BYU Nike Camp MVP
- All-Poly Camp top offensive lineman
- Also played defensive line and on the Caveman basketball team at center
- Coached by Davis Knight and Aaron Behm
- Also recruited by Utah, Kansas, Oregon, UCLA, Notre Dame and Arizona

JORDAN MILLER #28

JUNIOR • PUNTER
6'4" • 184 LBS
HENDERSON, NV
GREEN VALLEY HS



2013 (SOPHOMORE)

- Member of the scout team

2012 (FRESHMAN)

- Member of the scout team

2009 (REDSHIRT)

- Member of the scout team


BEFORE BYU

- Valuable defensive weapon at Green Valley High School, averaging 43.1 yards per punt
- Named first-team All-Sunset Region



AJ MOORE #34

SOPHOMORE • RUNNING BACK
5'9" • 195 LBS
MURRIETA, CA
MURRIETA VALLEY HS



2013 (FRESHMAN)

- Saw his first action vs Idaho State and carried the ball twice for 19 yards

2010 (REDSHIRT)

- Member of the scout team

BEFORE BYU

- Scored 14 touchdowns as a junior
- Ran for 1,040 yards on 135 carries and caught 60 passes for 700 yards during his junior campaign
- Rushed for 921 yards on 125 carries and 12 TD as a senior
- Recorded 37 receptions for 548 yards and four touchdowns
- Selected as the NFL's initial Legacy Project athlete and was mentored by NFL Hall of Famer Ron Yary
- Two-time letterwinner in track

PERSONAL

- Parents are Anthony and Tammie, married to Karlee
- Also recruited by Boise State, Washington, UNLV, UCLA, Arizona, Fresno State and San Diego State

KEVIN O'MARY #96

SENIOR • DEEP SNAPPER
6'4" • 240 LBS
SAN DIEGO, CA
MIRA MESA HS



2013 (JUNIOR)

- Played in every game as deep snapper

BEFORE BYU

- Competed in baseball and swimming

PERSONAL

- Married to Nikki

KAI NACUA #12

SOPHOMORE • DEF. BACK
6'1" • 205 LBS
LAS VEGAS, NV
LIBERTY HS



high
nah-KOO-ah



2013 (FRESHMAN)

- Played in eight games and tallied 11 tackles

BEFORE BYU

- Recruited by SDSU, UNR and UNLV
- Helped his team to an 11-2 record his senior season

PERSONAL

- Also lettered in basketball and volleyball

COLBY PEARSON #3

SOPHOMORE • RECEIVER
6'0" • 190 LBS
BLACKFOOT, ID
BLACKFOOT HS



2013 (FRESHMAN)

- Saw action in six games

REMINGTON PECK #44

JUNIOR • DEF. LINE
6'4" • 250 LBS
SOUTH JORDAN, UT
BINGHAM HS



2013 (SOPHOMORE)

- Notched a career-high seven tackles and added one tackle for loss and a sack against Utah
- Started in 12 games, played in all 13
- Named to the College Sports Madness All-Independent Second Team

2012 (FRESHMAN)

- Earned letterman honors
- Played in nine games
- Made seven tackles and had one sack

2009 (REDSHIRT)

- Member of the scout team

BEFORE BYU

- Served as team captain as a senior while earning first-team all-state honors
- Made 27 receptions for 389 yards (14.4 yard per catch) in 2008
- Also rushed the ball twice for 31 yards (15.5 yards per carry)
- Scored in six different games to rank second on the team with six touchdown receptions
- Caught four passes for a season-high 109 yards and one touchdown against Jordan
- Ranked No. 4 in the state with 14 sacks
- Totalled 65 tackles as a defensive end and recovered one fumble

PERSONAL

- Served in the New York Rochester Mission for the LDS Church
- Married to Angela

CAREER STATS

YEAR	GP	GS	UA	AST	TOT	TFL/YDS	SACK/YDS	INT
2012	9	0	7	2	9	1/9	1.0/9	0
2013	13	12	23	15	38	4.5/21	3.0/16	0
TOTAL	22	12	30	17	47	5.5/30	4.0/25	0
	TD	FF	FR	YDS	QBH	PBU		
2012	0	0	0	0	0	0		
2013	0	0	2	0	3	1		
TOTAL	0	0	2	0	3	1		

MANOA PIKULA #22

JUNIOR • LINEBACKER
6'1" • 235 LBS
SOUTH JORDAN, UT
BINGHAM HS

mah-NOH-ah
pee-KOO-lah



2013 (SOPHOMORE)

- Recorded a career-high five tackles against Notre Dame
- Tallied three tackles, 1.5 tackles for loss and one sack in the win over Boise State
- Notched three tackles, one tackle for loss and one sack against Middle Tennessee
- Played in 13 games and started one (Notre Dame) at inside line-backer

2012 (FRESHMAN)

- Played in 12 games at middle linebacker and on special teams
- Had nine tackles and 1.5 tackles for loss

2011 (REDSHIRT)

- Member of the scout team

BEFORE BYU

- Ranked No. 16 among state prospects by Rivals.com
- Ranked as the No. 8 fullback in the nation by Scout.com
- No. 31 Midlands prospect by SuperPrep Magazine
- 5A All-State First Team in 2010 by Deseret News and Salt Lake Tribune
- Region 3 Defensive MVP
- Selected to play in the U.S. Under-19 National Team
- Helped Bingham win the 5A state title in 2009 and 2010 and Region 3 championships all three years
- Three-year starter
- Coached by Dave Peck

PERSONAL

- Parents are Taniela and Valetihias and has five siblings

CAREER STATS

YEAR	GP	GS	UA	AST	TOT	TFL/YDS	SACK/YDS	INT
2012	12	0	6	3	9	1.5/10	0/0	0
2013	13	1	17	14	31	5/23	3.0/20	0
TOTAL	23	1	23	17	40	6.5/33	3.0/20	0
	TD	FF	FR	YDS	QBH	PBU		
2012	0	0	0	0	0	0		
2013	0	0	0	0	1	4		
TOTAL	0	0	0	0	1	4		



SKYE POVEY #7

SENIOR • DEF. BACK
5'11" • 200 LBS
OGDEN, UT
SNOW COLLEGE

poh-VAY



2013 (JUNIOR)

- Set his career high with nine tackles against Texas, including eight solo tackles
- Recorded his first-career interception and added four tackles against Boise State
- Finished eighth on the team with 47 total tackles
- Played in 12 games and started eight

2012 (SOPHOMORE)

- Played in three games
- Made two tackles in the season opener vs. Washington State

2011 (FRESHMAN)

- Earned letterman honors
- Played in 11 games, mostly on special teams

BEFORE BYU

- Prepped at Ben Lomond High
- Coached by brother-in-law and current BYU defensive coordinator Nick Howell
- Team captain
- Named 3A All-State honorable mention in 2006
- All-Region 11 and all-area
- Also participated in basketball, baseball and track
- Was the Region 11 long jump champion

PERSONAL

- Parents are Bryan and Linda
- Born in Ogden, Utah
- Served an LDS mission to the Dominican Republic (2008-10)
- Pre-med student majoring in business management

JORDAN PREATOR #11

FRESHMAN • DEF. BACK
6'0" • 180 LBS
PLAIN CITY, UT
FREMONT HS



2013 (REDSHIRT)

- Member of the scout team

BEFORE BYU

- Totalled 107 tackles and eight interceptions in high school
- Played some quarterback, passing for 376 yards and running for 1,169 yards and 12 touchdowns in prep career
- Helped Fremont to an 11-3 record and to Utah 5A state title game in 2011
- Also played prep basketball for the Silver Wolves
- Also recruited by Hawai'i, Utah and Utah State



ADAM PULSIPHER


FRESHMAN • OFF. LINE
6'6" • 280 LBS
OOLOGAH, OK
OOLOGAH-TALALA HS



GRAHAM ROWLEY #92

JUNIOR • DEF. LINE
6'4" • 257 LBS
WAIALUA, HI
WAIALUA HS



roh-lee 

2011 (SOPHOMORE)

- Played in all 13 games and started three at defensive end
- Totaled 16 tackles, three tackles for loss, 1.5 sacks, two quarterback hurries and one pass breakup

2010 (FRESHMAN)

- Played in eight games

BEFORE BYU

- Ranked the No. 11 offensive guard in the country by Scout.com
- A first-team all-state selection by the Honolulu Advertiser
- 2008 and 2009 All-League selection
- 2009 All-State
- 1.56 10-yard dash and 4.82 40-yard dash times
- Also lettered in volleyball and soccer
- Honor roll student

PERSONAL

- Eagle Scout
- Served in the Chicago Illinois mission
- Also recruited by Arizona, Colorado, Hawaii, SMU, Stanford, Louisville and Washington

BRIAN #66 RAWLINSON

FRESHMAN • OFF. LINE
6'6" • 280 LBS
OOLOGAH, OK
OOLOGAH-TALALA HS




DREW REILLY #36

JUNIOR • DEF. BACK
6'1" • 183 LBS
VALLEY CENTER, CA
COLORADO STATE



BRYAN SAMPSON #85

SOPHOMORE • TIGHT END
6'4" • 210 LBS
PLEASANT GROVE, UT
PLEASANT GROVE HS



2013 (SOPHOMORE)

- Battled injuries but saw time in five games

2012 (REDSHIRT)

- Redshirt due to NCAA transfer rules

BEFORE BYU

- At Colorado State in 2008: Played in all 12 games, with two starts
- Recorded 20 tackles (nine solo)
- Earned academic all-conference honors following the season
- (HS) Received all-county and first-team all-CIF honors as a line-backer in 2007 at Valley Center (Calif.) High School
- Posted 144 tackles (74 solo) as a senior, including nine TFL
- Helped the Jaguars win two CIF Division IV state championships
- A four-sport athlete, lettered three years in both football and volleyball, twice in basketball and once in track
- Also recruited by Utah, Boston College and the University of San Diego

PERSONAL

- Parents are Russ and Kris Reilly
- Has two older brothers, A.J. and Trevor, and a younger brother, Beau. Trevor played defensive end/linebacker at Utah
- Served LDS mission to the Laredo-Brownsville area of Texas
- Married to Ashlyn

2013 (FRESHMAN)

- Member of scout team
- Saw time against Idaho State

2012 (REDSHIRT)

- Member of scout team

BEFORE BYU

- Ranked the No. 35 tight end in the nation by Rivals.com
- Rated the No. 10 football recruit out of the state of Utah by Scout.com and Rivals.com
- Caught 21 passes for 249 yards during his senior season as the Vikings earned an 8-3 record
- Caught the game-winning touchdown in the regional championship game against Riverton
- Posted 12 catches for 169 yards and a touchdown as a junior
- Honor roll student

PERSONAL

- Three older brothers played for Utah State, Utah and Snow, respectively
- Eagle Scout
- Served in the Chile Santiago North Mission

TREVOR SAMSON #27

SENIOR • KICKER
5'11" • 172 LBS
FRESNO, CA
FRESNO CITY COLLEGE

2013 (JUNIOR)

- Member of the scout team
- BEFORE BYU**
- Played at Fresno City College for two years



CHRISTIAN STEWART #7

SENIOR • QUARTERBACK
6'2" • 201 LBS
OREM, UT
SNOW COLLEGE

2013 (JUNIOR)

- Member of scout team
 - Saw time against Idaho State
- BEFORE BYU**
- All-Conference, Carrier Dome MVP and 2nd in the nation with 39 touchdowns at Snow College
 - All-State First Team
 - Utah Valley Player of the Year
 - Team MVP
 - Also a member of the state champion baseball team
 - High honor roll student

PERSONAL

- Majoring in business management with a minor in Japanese
- Served in the Japan Tokyo Mission (2008-10) for the LDS Church
- Eagle Scout
- Also recruited by Colorado State and Utah State



ZAC STOUT #47

SENIOR • LINEBACKER
6'1" • 217 LBS
MOORPARK, CA
OAKS CHRISTIAN HS

2012 (SOPHOMORE)

- Played in one game and had one tackle

2011 (REDSHIRT)

- Suffered injury that required surgery

2010 (FRESHMAN)

- Played in 10 games
- Finished the season with 20 tackles and 2.0 tackles-for-loss
- Season-high six tackles vs. Nevada
- Had three tackles vs. UTEP in the New Mexico Bowl

BEFORE BYU

- Ranked the No. 8 middle linebacker in the country by Scout.com
- Invited to play in the Offense-Defense All-American Bowl
- 2009 All-CIF Northwest Division selection
- Led his team to the state championship game his senior season
- Totaled 112 tackles as a junior, including 81 solo take downs
- Averaged 8.6 tackles per game
- 2008 First Team All-Tri Valley League
- Helped Oaks Christian to a California State record-setting sixth-straight CIF-SS Championship
- Recorded 112 tackles as a sophomore, 22 for loss, helping the Lions to the CIF-SS title
- Also lettered in baseball
- High honor roll student

PERSONAL

- Parents are Gary and Jackie
- Youngest of three children
- Brother Justin (2006 BYU graduate) and sister Jena
- Majoring in biology
- Also recruited by Arizona, Colorado State, Nebraska, Ohio State, Tennessee, USC, UCLA, Oregon State, Oregon, Washington and Washington State





BROCK #74 STRINGHAM

SENIOR • OFF. LINE
6'6" • 290 LBS
HIGHLANDS RANCH, CO
MOUNTAIN VISTA HS



2013 (JUNIOR)

- Played in eight games and started the first three games of the season

2012 (SOPHOMORE)

- Played in eight games and started three
- Contributed when BYU rushed for 540 yards against Hawaii

2011 (FRESHMAN)

- Played in eight games in a backup role

2008 (REDSHIRT)

- Member of the scout team

BEFORE BYU

- Prepped at Mountain Vista HS
- Denver Post 2007 All-Colorado offensive team
- A two-time all-conference recipient
- Selected to play in the Colorado all-star game
- Helped lead the Golden Eagles to an 8-3 record before losing to Bear Creek in the second round of the state playoffs

PERSONAL

- Parents are Rick and Jenni and born in Englewood, Colo.
- Served in the Philippines Tacloban Mission (2009-11) for the LDS Church and is an Eagle Scout
- Majoring in exercise science
- Recruited by Colorado State, Colorado, Boise State, UNLV, Kansas State, California, UCLA, Illinois, Washington State, Arizona State and Utah

LOGAN TAELE #62

JUNIOR • DEF. LINE
6'2" • 251 LBS
ST. GEORGE, UT
DIXIE HS



tah-eh-lay

2013 (SOPHOMORE)

- Played in 10 games
- Recorded three tackles, two tackles for loss, one sack, one fumble recovery and a blocked kick

2012 (FRESHMAN)

- Member of the scout team

BEFORE BYU

- Also lettered in track
- Took first place at state in track
- 1st place all division champion in discus

PERSONAL

- Served an LDS mission to Tucson, Ariz.
- Has three brothers and sisters
- Majoring in Accounting

SAE TAUTU #31

SOPHOMORE • LINEBACKER
6'3" • 245 LBS
ALPINE, UT
LONE PEAK HS



sigh
tow-too

2013 (SOPHOMORE)

- Recorded two tackles and 0.5 tackle for loss versus Idaho State
- Saw action in eight games

2010 (REDSHIRT)

- Member of the scout team

BEFORE BYU

- Ranked the No. 8 football recruit out of the state of Utah by Scout.com
- Named defensive MVP at the 2009 All-Polynesian Camp in Bountiful
- Totaled 87 tackles and five sacks as a senior, leading Lone Peak to a 9-3 record and 5-1 league-best mark in 5As Region 4 along with Alta High School
- Named Outstanding Linebacker at the BYU football camp
- Also lettered in wrestling and played rugby
- Coached by Tony McGary

PERSONAL

- Father played football for Utah
- Also recruited by Stanford, Utah, Wyoming and Washington State
- Served in the Washington Tacoma Mission

BRETT #19 THOMPSON

SENIOR • RECEIVER
6'3" • 220 LBS
EL DORADO HILLS, CA
OAK RIDGE HS



2013 (JUNIOR)

- Played in eight games and started two before sidelined by injury
- Finished with 12 catches for 153 receiving yards

2012 (SOPHOMORE)

- Earned letterman honors as a sophomore
- Saw action in 11 games

2009 (FRESHMAN)

- Earned letterman honors as a true freshman
- Academic All-MWC
- Saw action in 12 games
- Totaled 95 yards receiving on six receptions, averaging 15.8 yards per catch

BEFORE BYU

- Totaled 694 yards and 12 touchdowns, averaging 6.9 yards per carry in 2008
- Scored six touchdowns in one game
- Made 26 receptions for 242 yards and three touchdowns, including a long gain of 66 yards
- As a junior, had 35 receptions for 570 yards and six touchdowns
- Had 53 catches for 894 yards and 11 touchdowns to earn all-state
- Also lettered in basketball and volleyball
- Also recruited by California, Nebraska, Air Force, and UNLV

PERSONAL

- Served in the Kentucky Louisville Mission for the LDS Church
- Parents are Matt and Jeanna Thompson
- Married to former BYU volleyball player Coriann Clark Thompson
- Eagle Scout

TRENT #3 TRAMMELL

JUNIOR • DEF. BACK
5'11" • 185 LBS
OAKLAND, CA
CITY COLLEGE OF
SAN FRANCISCO

trah-MEHL 



2013 (REDSHIRT)

- Missed the 2013 season due to a knee injury suffered in spring practices

BEFORE BYU


- Helped the City College of San Francisco Rams achieve a 22-2 record and play in the state title game twice, winning it in 2011
- Had a conference-best 19 passes defended in 2011 and helped San Francisco rank No. 1 by JCFootball.com
- Totaled 57 tackles, five interceptions and 22 pass breakups
- Also recruited by Boise State, Utah, New Mexico and UTEP

PERSONAL

- Has one younger brother
- Majoring in history
- Sports hero is Deion Sanders
- Also recruited by Utah, UTEP and New Mexico

TRAVIS TUILOMA #91

SOPHOMORE • DEF. LINE
5'11" • 185 LBS
TOPEKA, KS
WASHBURN RURAL HS

too-ee-loh-mah 



2011 (FRESHMAN)

- Played in all 13 games
- Totaled 12 tackles and 1.5 tackles for loss on the year

2010 (REDSHIRT)

- Member of the scout team

BEFORE BYU

- Consensus First-Team All-State selection
- Earned Class 6A All-State honors from the Football Coaches Association as an offensive lineman
- Rated the No. 13 recruit out of Kansas according to Rivals.com
- Received prestigious selection to the 2010 Kansas Shrine Bowl All-Star Football Game
- Team captain
- First-team all-city, first-team all-league, first-team all-state defense, First-Team All-State 6A Coaches' Association selection
- Also lettered and qualified for state in wrestling twice
- Coached by Derick Hammes

PERSONAL

- Speaks Samoan
- LDS mission to Western Samoa (2012-14)
- Also recruited by Kansas and Kansas State

MICHAEL #30 WADSWORTH

JUNIOR • DEF. BACK
6'1" • 205 LBS
OREM, UT
HAWAII



2013 (SOPHOMORE)

- Played in all 13 games and tallied six tackles

2012 (REDSHIRT)

- Redshirt per NCAA transfer rules

BEFORE BYU

- Played at Hawaii in 2009 (Freshman)
- Appeared in all 13 games primarily on special teams
- Recorded seven solo and four assisted tackles
- A 2009 graduate of Silverado High School in Las Vegas, Nev
- Lettered in football, basketball and track
- Played three years of football, seeing action at wide receiver, defensive back and kick returner
- As a junior was named first-team all-conference and all-region as a defensive back and first-team all-state as a kick returner
- Had eight kickoff or punt returns for touchdowns while leading school to a division title
- As a senior was named first-team all-region and all-conference and second-team all-state at defensive back
- On offense, totaled nearly 1,000 yards of offense and nine touchdowns
- Averaged 6.2 tackles per game on defense
- Named to the first-team all-state academic team in basketball
- Helped lead track team to a regional championship as a sophomore

PERSONAL

- Born in Anaheim, Calif
- Has four brothers and six sisters
- Parents are Patti and John Wadsworth
- Married to Kara

DE'ONDRE WESLEY #57

SENIOR • OFF. LINE
6'7" • 330 LBS
PLEASANT HILL, CA
DIABLO VALLEY COLLEGE



2013 (REDSHIRT)

- Played in 12 games and started nine at right tackle

BEFORE BYU

- All-Conference selection at Diablo Valley JC
- Also recruited by ASU, Utah, UTSA, Oregon State, Purdue and Louisiana Tech

PERSONAL

- Has four siblings
- Broadcast journalism major and English minor



BRAD WILCOX #75

SOPHOMORE • OFF. LINE
6'7" • 300 LBS
EDMOND, OK
NORTH HS



2013 (FRESHMAN)

- Played in all 13 games and started vs Utah State

2012 (REDSHIRT)

BEFORE BYU

- All-State
- Also recruited by Tulsa, Washington, Kansas State, Oklahoma State, Boise State, Washington and Texas Tech

PERSONAL

- Served in the California San Bernardino Mission
- Broadcast journalism major and English minor

JAMAAL WILLIAMS #21

JUNIOR • RUNNING BACK
6'0" • 200 LBS
FONTANA, CA
SUMMIT HS



2013 (SOPHOMORE)

- Named to the Doak Walker Award watch list
- Preseason All-Independent Third Team (College Sports Madness)
- Carried the ball 33 times for 144 yards at Virginia
- Set his career high with 182 rushing yards against Texas (9/7)
- Named College Football Performance Awards Honorable Mention Running Back of the Week (9/7, 11/18, 12/2)
- Recorded his first touchdown of the season to go along with 86 yards in win over Georgia Tech
- Tallied two TDs and 83 yards at Houston
- Rushed for 107 yards in win vs Boise State
- Scored three touchdowns in win over Idaho State
- Named FBS Independent Offensive Player of the Week (11/18 and 12/2)
- Named College Sports Madness Independent Offensive Player of the Week (11/18 and 12/2)
- Rushed for a new career-high 219 yards on 15 carries in win over Nevada
- Earned first team All-Independent honors by College Sports Madness for the second consecutive year
- Named to FBS All-Independent Team
- Phil Steele All-Independent First Team

2012 (FRESHMAN)

- Played in every game and started eight
- Had 166 carries for 775 yards and 12 touchdowns (the most carries, yards and touchdowns by a BYU true freshman)
- Season-high 28 carries and four total touchdowns (three rushing, one receiving) at Georgia Tech
- Season-high 155 rushing yards against Hawai'i
- Season-long 49 yard rush against Idaho
- Had 27 receptions for 315 yards and one touchdown
- Pulled down a season-high seven catches against Notre Dame
- Season-long 39 yard catch at Georgia Tech
- Had six games with over 100 all-purpose yards

BEFORE BYU

- Coached by Troy Barile
- Helped Summit High School to a CIF Division Championship
- League offensive MVP
- CIF offensive MVP
- All-CIF first team
- All-league first team
- Also lettered in track

PERSONAL

- Born in Rialto, California
- Mother was a sprinter at UCLA
- Also recruited by Boise State, Arizona State, Utah, Idaho, San Diego State, UCLA, Oregon and New Mexico State



CAREER STATS							
YEAR	GP	GS	ATT	YDS	Y/A	LONG	TD
RUSHING							
2012	13	8	166	775	4.7	49	12
2013	12	12	217	1233	5.7	70	7
TOTAL	25	20	383	2008	5.2	70	19
RECEIVING							
2012			27	315	11.7	39	1
2013			18	125	6.9	15	0
TOTAL			45	440	9.8	39	1

MICHAEL YECK #77

SENIOR • OFF. LINE
6'8" • 292 LBS
KELLER, TX
KELLER HS



2013 (JUNIOR)

- Only offensive lineman to start every game in 2013 (11 games at LT, two at RT)
- Named to the College Sports Madness All-Independent Third Team
- Received FBS All-Independent Team honors
- Phil Steele All-Independent First Team

2012 (SOPHOMORE)

- Played in every game

2011 (FRESHMAN)

- Played in four games in a backup role on the offensive line

2010 (REDSHIRT)

- Contributed to the scout team

BEFORE BYU

- Prepped at Keller HS
- All-district first team
- Team offensive MVP
- Played in the Texas HS Coaches Association all-star game

PERSONAL

- Parents are Bill and Barbara
- Born in Okinawa, Japan
- Served in the Alabama Birmingham Mission (2008-10) for the LDS Church
- Eagle Scout
- Majoring in English teaching with a minor in coaching
- Married to wife Kelsey
- Also recruited by Kansas State, Utah, Texas A&M and Oklahoma

JAKE #20 ZIOLKOWSKI

SOPHOMORE • DEF. BACK
6'0" • 190 LBS
ISLAND LAKE, IL
WAUCONDA HS



zihl-KOW-skee 

2013 (FRESHMAN)

- Member of the scout team

2012 (REDSHIRT)

BEFORE BYU

- Also lettered in baseball
- Recruited by Northwestern, Indiana, Air Force
- Lettered all four years in football
- Team captain
- All-Conference (four years)
- All-Area (two years)

PERSONAL

- Parents are Steve and Ruth
- Majoring in business





MISSIONARIES RETURNING FOR FALL CAMP



McCOY HILL
Quarterback
6-5, 230
Sandy, UT
Redshirt Freshman



PHILLIP AMONE
Linebacker
6-0, 230
Orlando, FL
Freshman



MANU MULITALO
Offensive Line
6-2, 340
West Valley City, UT
Redshirt Sophomore



STEVEN RICHARDS
Defensive Line
6-4, 240
Sandy, UT
Freshman



TROY HINDS
Linebacker
6-5, 235
Kaysville, UT
Freshman



COLBY JORGENSEN
Tight End
6-7, 230
Provo, UT
Redshirt Freshman



CORBIN KAUFUSI
Offensive Line
6-8, 255
Provo, UT
Freshman



COREY EDWARDS
Kicker
5-10, 190
Hurricane, UT
Freshman



VA'A NIUMATALOLO
Linebacker
6-1, 227
Annapolis, MD
Redshirt Freshman

2014 RECRUITING CLASS



NICK KURTZ*
Wide Receiver
6-6, 205
El Cajon, CA
Grossmont College



DEVON BLACKMON
Wide Receiver
6-1, 185
Fontana, CA
Riverside City College



JORDAN LESLIE
Wide Receiver
6-3, 210
Houston, TX
UTEP



TREY DYE
Wide Receiver
5-9, 175
Abilene, TX
Cooper HS



MATT BUSHMAN^
Tight End
6-5, 215
Tucson, AZ
Sabino HS



AUSTIN CHAMBERS^
Offensive Line
6-5, 297
Shawnee Mission, KS
Shawnee Mission West HS



CHANDON HERRING^
Offensive Line
6-7, 270
Gilbert, AZ
Perry HS



TEJAN KOROMA
Offensive Line
6-0, 255
Allen, TX
Allen HS



MICHAEL SHELTON*
Defensive Back
5-8, 170
Raleigh, NC
Wakefield HS



SIONE TAKITAKI
Linebacker
6-3, 240
Fontana, CA
Heritage HS



FRED WARNER
Linebacker
6-3, 210
San Marcos, CA
Mission Hills HS



TYLER COOK
Linebacker
6-3, 220
Murrieta, CA
Vista Murrieta HS



ISAIAH KAUFUSI^
Defensive Back
6-2, 175
Salt Lake City, UT
Brighton HS



JATERRIUS GULLEY
Defensive Line
6-3, 325
Hoover, AL
Hoover HS



KAVIKA FONUA
Defensive Back
5-11, 185
Syracuse, UT
Syracuse HS



TEANCUM FUGA^
Defensive Line
6-1, 280
Huntington Beach, CA
Edison HS



ISAIAH NACUA^
Defensive Line
6-3, 250
Provo, UT
Timpview HS



ZAC DAWE^
Defensive Line
6-4, 280
Pleasant Grove, UT
Pleasant Grove HS



EARL MARINER^
Defensive Line
6-4, 300
Topeka, KS
Washburn Rural HS



URIAH LEIATAUA^
Defensive Line
6-3, 245
Compton, CA
Dominguez HS



KEANU NELSON
Wide Receiver
5-11, 184
Tucson, AZ
Stanford University



HARVEY JACKSON
Defensive Back
6-2, 210
Fresno, TX
Nebraska

* Mid-year enrollee
^ LDS Mission first



BRONCO MENDENHALL

BYU FOOTBALL HEAD COACH
10th year as head coach, 12th at BYU

Entering his 10th season as head coach at Brigham Young University, Bronco Mendenhall has restored the Cougars' reputation as one of the nation's top college football programs. Taking over a BYU team that in 2005 was coming off three consecutive losing seasons, Mendenhall has guided his teams to nine straight bowl appearances, two outright conference championships before football independence in 2011, and regular national top-25 rankings.

Under Mendenhall's leadership, BYU has earned an 82-34 record to rank 12th in total wins among all FBS teams since 2005. Mendenhall also ranks 12th in winning percentage at .707 among active coaches with at least five years of FBS experience.

The Cougars finished the 2013 season with an 8-5 record after playing one of the toughest schedules in school history. BYU earned six of its eight wins over bowl teams, including a 40-21 victory against the then-No. 15 Texas Longhorns, and faced nine bowl teams overall.

Under Mendenhall BYU is one of only 12 programs to earn a bowl invitation each of the past nine years. Only Florida State (7) has achieved more than BYU's six bowl victories over that timeframe.

The Cougars set a program record with four consecutive bowl wins from 2009-12, helping Mendenhall become the first BYU head coach to win six bowls in a seven-year span. The Cougars received nine straight bowl invitations for the first time since a string of 17 consecutive bowl bids under Hall of Fame coach LaVell Edwards from 1978 through 1994. Mendenhall is the only coach in BYU football history to take his first nine teams to a bowl game, and is winning at the same pace as the legendary Edwards. Through his 116 games as BYU head coach, Mendenhall has a record of 82-34—almost identical to Edwards' 116-game mark of 83-32-1. As a program, BYU



has averaged 8.8 wins per season over the last 40 years to tie for fourth nationally in total victories with 353. Mendenhall's teams have improved upon that standard, having won 10 or more games five times while averaging 9.1 victories per year.

In 2006, Mendenhall was named the American Football Coaches Association Region IV Coach of the Year following an 11-2 season. In addition, the Football Writers Association of America named Mendenhall one of nine finalists for the prestigious Eddie Robinson Coach of the Year Award.

He has also served as the defensive coordinator for much of his tenure as the head coach. BYU has consistently fielded one of the nation's strongest defenses under Mendenhall's direction.

WINNING PERCENTAGE OF ACTIVE FBS HEAD COACHES (MIN. 5 YEARS)

Name, School	FBS Years	FBS Record	Win %
Chris Petersen, Washington	8	92-12	.885
Urban Meyer, Ohio State	12	128-25	.836
Bob Stoops, Oklahoma	15	160-39	.804
Nick Saban, Alabama	18	170-57-1	.748
Mark Richt, Georgia	13	126-45	.737
Bobby Petrino, Western Kentucky	9	83-30	.735
Steve Spurrier, South Carolina	24	219-79-2	.733
Les Miles, LSU	13	123-45	.732
Gary Petterson, TCU	14	120-44	.732
Larry Coker, Texas-San Antonio	9	79-30	.725
Brian Kelly, Notre Dame	10	90-37	.708
Bronco Mendenhall, BYU	9	82-34	.707
Bo Pelini, Nebraska	6	58-24	.707
Kevin Sumlin, Texas A&M	6	55-23	.705
Dabo Swinney, Clemson	5	51-23	.689

Mendenhall's defense excels at keeping opponents out of the end zone, averaging a No. 20 national ranking in scoring defense over the past eight seasons, including three top-10 ratings. In 2012, the Cougars featured one of the greatest defenses in school history, allowing just 266.1 yards, including 86.9 rushing yards, and 14.0 points per game. Ranked No. 3 in total defense, No. 3 in scoring defense and No. 2 in rushing defense, the Mendenhall-coached unit held its first six opponents under 300 total yards (part of a streak of 12 consecutive such games dating back to 2011) and kept opposing offenses without a touchdown six times during the year. Adjusting to the team's up-tempo offense in 2013, BYU's defense ranked No. 12 in yards per play allowed despite defending more plays than all

but four teams nationally. Only two teams that defended as many plays ranked better than the Cougars at defending their turf.

BYU's success under Mendenhall is evident in the national rankings and NCAA statistics. BYU has been ranked in the top 25 in the various national statistical categories 135 times in his nine seasons (50 offense, 61 defense, 22 special teams, 2 misc.). The Cougars have achieved 83 top-15 statistical rankings, 60 top-10 rankings and 27 top-5 rankings in that span.

BYU recruits have earned Freshman All-America recognition during seven of Mendenhall's seasons as the Cougars continue to demonstrate through their recruiting efforts how

they are strengthening the program with talented players and quality individuals. More than 50 BYU players have signed with the NFL since Mendenhall arrived in Provo, including tight end Dennis Pitta, a starter on the 2013 Super Bowl Champion Baltimore Ravens, and defensive end Ezekiel Ansah, the No. 5 overall pick by the Detroit Lions in the 2013 NFL Draft.

Another hallmark of Mendenhall's program has been the emphasis on balance and priorities in the many other facets of life outside of football. Reflecting that emphasis, BYU consistently received the most academic all-conference honorees each season as a conference member, while six Cougar student-athletes have earned seven Academic All-America



BRONCO MENDENHALL HEAD COACHING LEDGER

Year	School	Record	Conference	Bowl	Result
2005	BYU	6-6	5-3/T2nd MWC	Las Vegas Bowl	L, 35-28 vs. California
2006	BYU	11-2	8-0/1st MWC	Las Vegas Bowl	W, 38-8 vs. Oregon
2007	BYU	11-2	8-0/1st MWC	Las Vegas Bowl	W, 17-16 vs. UCLA
2008	BYU	10-3	6-2/3rd MWC	Las Vegas Bowl	L, 31-21 vs. Arizona
2009	BYU	11-2	7-1/2nd MWC	Las Vegas Bowl	W, 44-20 vs. Oregon State
2010	BYU	7-6	5-3/3rd MWC	New Mexico Bowl	W, 52-24 vs. UTEP
2011	BYU	10-3	Independent	Armed Forces Bowl	W, 24-21 vs. Tulsa
2012	BYU	8-5	Independent	Poinsettia Bowl	W, 23-6 at San Diego State
2013	BYU	8-5	Independent	Fight Hunger Bowl	L, 31-16 vs. Washington
TOTAL		82-34 (.707)	MWC 39-9 (.813)		6-3 (.667)

citations under Mendenhall. Only four programs have had more Academic All-America citations during Mendenhall's tenure. In addition, BYU tops all FBS programs for the most selections to the NFF Hampshire Honor Society (3.2 GPA over college career) since the program began in 2007.

The success of Mendenhall's leadership approach in running the BYU football program has been highlighted in a management book, *Running Into the Wind: Bronco Mendenhall—5 Strategies for Building a Successful Team*, written by Alyson Von Feldt and Paul Gustavson, a leading management consultant specializing in leadership development and organization design.

Mendenhall was elected in 2013 to the American Football Coaches Association Board of Trustees as the District 8 Representative and also serves on the Ethics Committee. He began his coaching career as a graduate assistant at his alma mater, Oregon State. He later coached at Snow College, Northern Arizona, became the youngest defensive coordinator in the Pac-10 at Oregon State, then went to Louisiana Tech and New Mexico before coming to BYU as a defensive coordinator in 2003.



PERSONAL/FAMILY

Married to Holly Johnston of Missoula, Mont. They have three sons, Cutter, Breaker and Raeder. His older brother, Mat, played football at BYU from 1975-79, before spending four years in the NFL with the Washington Redskins. Another brother, Marty, was a former Mr. Utah bodybuilder. Mendenhall's father, Paul, was a defensive end at BYU from 1953-54.

PLAYING CAREER

Two-year starter at Oregon State (1986-87); Played safety and linebacker; Team Captain ('87); Leo Gribkoff Memorial Award ('87) given to the most inspirational player; played at Snow College JC (1984-85) and was a Gridwire All-American; Team Captain; NJCAA National Champions (11-0); played at American Fork H.S. (1980-83)

Education

American Fork High School (1984)
Oregon State (1988; B.S., Phys. Ed.)
Oregon State (1990; Masters of Education, Exercise Physiology)

Hometown

Alpine, Utah

COACHING EXPERIENCE

Brigham Young (2003-present)
Head coach (2005-present)
Defensive Coordinator (2003-04)

New Mexico (1998-2002)
Assistant Head Coach (2002)
Defensive Coordinator; Secondary (1998-2002)

Louisiana Tech (1997)
Secondary

Oregon State (1995-96)
Defensive Coordinator; Secondary (1996)
Defensive Line (1995)

Northern Arizona (1993-94)
Co-Defensive Coordinator; Secondary (1994)
Secondary (1993)

Snow College (1991-92)
Defensive Coordinator; Secondary

Oregon State (1989-90)
Graduate Assistant; Defensive Line

AFCA SERVICE & HONORS

Board of Trustees–District 8 Representative; Ethics Committee (2013-present)

Region IV Coach of the Year (2006)






EZEKIEL ANSAH



DENNIS PITTA



VIC SO'OTO



NFL PLAYERS COACHED BY MENDENHALL AT BYU

Player	Final Season	Pos.	Draft/Free Agent	Original NFL Team
Kyle Van Noy	2013	LB	2nd Round	Detroit Lions
Cody Hoffman	2013	WR	Free Agent	Washington Redskins
Eathyn Manumaleuna	2013	DL	Free Agent	New York Giants
Spencer Hadley	2013	LB	Free Agent	New Orleans Saints
Daniel Sorensen	2013	DB	Free Agent	Kansas City Chiefs
Keaneakua Friel	2013	TE	Free Agent	Dallas Cowboys
Ezekiel Ansa	2012	DL	1st Round (5th)	Detroit Lions
Romney Fuga	2012	DL	Free Agent	Denver Broncos
Uona Kaveinga	2012	LB	Free Agent	Denver Broncos
Brandon Ogletree	2012	LB	Free Agent	Miami Dolphins
Preston Hadley	2012	DB	Free Agent	Seattle Seahawks
Braden Brown	2012	OL	Free Agent	St. Louis Rams
Braden Hansen	2012	OL	Free Agent	Oakland Raiders
Matt Reynolds	2011	OL	Free Agent	Carolina Panthers
Hebron Fangupo	2011	DL	Free Agent	Houston Texans
Terence Brown	2011	OL	Free Agent	Miami Dolphins
McKay Jacobson	2011	WR	Free Agent	Philadelphia Eagles
Matt Putnam	2011	DL	Free Agent	Green Bay Packers
Vic So'oto	2010	LB	Free Agent	Green Bay Packers
Andrew Rich	2010	S	Free Agent	Arizona Cardinals
Jason Speredon	2010	OL	Free Agent	Arizona Cardinals
Dennis Pitta	2009	TE	4th Round	Baltimore Ravens
Harvey Unga	2009	RB	7th Round (Supp.)	Chicago Bears
Max Hall	2009	QB	Free Agent	Arizona Cardinals
Manase Tonga	2009	RB	Free Agent	Oakland Raiders
Andrew George	2009	TE	Free Agent	Carolina Panthers
Austin Collie	2008	WR	4th Round	Indianapolis Colts
Fui Vakapuna	2008	RB	7th Round	Cincinnati Bengals
Dallas Reynolds	2008	OL	Free Agent	Philadelphia Eagles
Travis Bright	2008	OL	Free Agent	Dallas Cowboys
Ray Feinga	2008	OL	Free Agent	St. Louis Rams
David Oswald	2008	OL	Free Agent	St. Louis Rams
David Nixon	2008	LB	Free Agent	Oakland Raiders
Bryan Kehl	2007	LB	4th Round	New York Giants
Kelly Poppinga	2007	LB	Free Agent	Miami Dolphins
Markell Staffieri	2007	LB	Free Agent	Philadelphia Eagles
John Beck	2006	QB	2nd Round	Miami Dolphins
Curtis Brown	2006	RB	Free Agent	Cleveland Browns
Dan Coats	2006	TE	Free Agent	Cincinnati Bengals
Zac Collie	2006	WR	Free Agent	Philadelphia Eagles
Jonny Harline	2006	TE	Free Agent	Indianapolis Colts
Cameron Jensen	2006	LB	Free Agent	Seattle Seahawks
Eddie Keele	2006	OL	Free Agent	Oakland Raiders
Jake Kuresa	2006	OL	Free Agent	New Orleans Saints
Aaron Wagner	2006	LB	Free Agent	New York Jets
Todd Watkins	2005	WR	7th Round	Arizona Cardinals
Vince Feula	2005	DL	Free Agent	Washington Redskins
Manaia Brown	2005	DL	Free Agent	Washington Redskins
Fahu Tahi	2005	RB	Free Agent	Cincinnati Bengals
Lance Reynolds Jr.	2005	OL	Free Agent	Seattle Seahawks
Brady Poppinga	2004	LB	4th Round	Greenbay Packers
Shaun Nua	2004	DL	7th Round	Pittsburgh Steelers
Aaron Francisco	2004	DB	Free Agent	Arizona Cardinals
John Denney	2004	DL/DS	Free Agent	Miami Dolphins
Colby Bockwoldt	2003	LB	7th Round	New Orleans Saints
Ifo Pili	2003	DL	Free Agent	Houston Texans
Levi Madarieta	2003	LB	Free Agent	New York Giants
Jenaro Gilford	2003	DB	Free Agent	Seattle Seahawks



ROBERT ANAE

ASST HEAD COACH/
OFF. COORDINATOR

ah-high 

Years at BYU: Entering 8th

Years Overall: Entering 26th

COACHING EXPERIENCE

BYU: 2013-present: Offensive coordinator, assistant head coach; 2005-2010: offensive coordinator, inside receivers coach; 1990-91: graduate assistant, offense

Arizona (2011-12): 2012: Offensive line coach; 2011: run game coordinator, offensive line coach

Texas Tech (2000-04): Offensive line coach

UNLV (1996-97): 1998: run game coordinator/offensive line coach; 1997: offensive line coach

Boise State (1996): Offensive line coach

Ricks College (1992-95): Offensive line coach

Hawai'i (1986-87): Graduate assistant, offense

Bowl Games Coached: 19

Career Highlights:

- Guided new BYU offense to a No. 14 national ranking including a No. 10 finish in rushing offense, setting a school record with 3,475 rushing yards
- Helped Arizona to a No. 7 ranking in total off. in 2012
- Helped BYU finish ranked No. 12 overall in 2009, the Cougars' highest ranking since 1996
- Helped BYU achieve a 56-21 (.727) record from 2005-2010 with consistent top-25 offenses, including three years with a top-6 passing attack
- Helped BYU earn bowl invitations each season while winning two outright MWC championships
- A three-time Broyles Award nominee for Assistant Coach of the Year (nominated by Texas Tech, BYU and Arizona)

Education: BYU (1986, B.S.; 1990, M.S. sociology; 1999, Ph.D. sociology)

Hometown: Laie, Hawai'i

LDS Mission: Tulsa, Okla.

Family: Anae and his wife, Liane, have two sons and a daughter. His son Famika played on the offensive line at BYU before ending his career during the 2012 season due to injuries. Anae's father, Famika Sr., and brothers Brad and Matt, also played football for BYU.



NICK HOWELL

DEF. COORDINATOR/
SECONDARY

Years at BYU: Entering 5th year

Years Overall: Entering 13th year

COACHING EXPERIENCE

BYU: 2013-present: Defensive coordinator and secondary coach; 2011-12: secondary and special teams; 2010: outside linebackers coach; 2008-09: defensive graduate assistant; 2007: defensive intern

Ben Lomond High (2004-06): Head coach

Weber High (2003): Defensive coordinator

Sky View High (2002): Defensive line coach

Bowl Games Coached: 4

Career Highlights:

- 2013 Broyles Award candidate for top assistant coach in college football
- Despite having to defend more plays than all but four teams nationally in 2013 due new BYU's uptempo offensive system, the Cougar defense ranked No. 12 nationally in yards-per-play defense, No. 16 in pass efficiency defense and No. 22 in scoring defense
- Helped BYU defense rank No. 3 in total defense (266.1 yards allowed) and pass defense rank No. 10 in passing yards allowed (179.2 ypg) in 2012
- Helped BYU pass defense rank No. 15 in pass efficiency defense, allowing a rating of 112.58 in 2011
- Led secondary unit as part of the No. 13 ranked overall defense in 2011
- Served as outside linebackers coach during Barry Lamb's health-related leave of absence after the 2009 season before being promoted to a full-time assistant in 2010

Education: University of Phoenix (M.A. Education with teaching certification, 2007); Weber State University (B.S. History, 2005)

Hometown: Ogden, Utah

LDS Mission: Brazil

Family: Married to Brooke PoVey and they have four children: Dakota, Kayla, Autumn and Zion.



MARK ATUAIA

RUNNING BACKS

ah-too-igh-ah

Years at BYU: Entering 2nd year

Years Overall: Entering 2nd year

COACHING EXPERIENCE

BYU: 2013-present BYU running backs coach

Bowl Games Coached: 1

Of Note:

- Worked as assistant to the athletics director for student services at BYU (2012)
- Worked as assistant to the dean of student life at BYU (2011-12)

Career Highlights:

- As a running backs coach, helped the Cougars set a school record with 3,475 rushing yards

Playing Career:

- Played at BYU (1991, 1994-1996)
- BYU finished ranked No. 5 his senior year after a 14-1 season and Cotton Bowl victory
- Totaled 1,247 yards on 301 carries (4.1 yards per attempt)
- Scored 11 rushing touchdowns and four receiving touchdowns
- Had 68 catches for 668 yards (9.8 yards per catch)
- Added 113 yards as a member of the kick return team (1991, 1994)
- BYU achieved a 39-11-2 record during his playing career

Education: BYU-Hawaii (2003, bachelor's)

BYU (1991, 1994-1996; 2011, master of public administration; 2011, doctor of jurisprudence)

Hometown: Laie, Hawaii

LDS Mission: Tucson, Ariz.

Family: Married to Elizabeth Atuaia, lead singer for 1980's pop group The Jets, and has seven children. His brothers Alema (1993, 1995-96) and Donny (1995-99) also played football at BYU.



JASON BECK

QUARTERBACKS

Years at BYU: Entering 2nd year

Years Overall: Entering 8th year

COACHING EXPERIENCE

BYU: 2013-present quarterbacks coach; 2007: offensive intern

Simon Fraser (2012): Offensive coordinator

Weber State (2009-11): Quarterbacks coach

LSU (2008): Offensive intern

Bowl Games Coached: 1

Career Highlights:

- Helped sophomore quarterback Taysom Hill produce the No. 5 total offensive season at BYU and the No. 2 season by a sophomore QB
- Turned an offense that ranked last in the Great Northwest Athletic Conference in total offense, passing offense and scoring offense in 2011 into the league's No. 1-rated attack in all three categories during the program's first year as a full NCAA Division II member in 2012
- The team nearly doubled its total touchdowns scored, going from 28 to 52, and more than tripled its passing TDs, jumping from nine to 28

Playing Career:

- Played quarterback at BYU 2004-06, College of the Canyons in 2003 and Ventura College 2002
- Backup to All-American quarterback John Beck
- Totaled 553 passing yards and 28 rushing yards, including 308 yards on 20-of-28 passing vs. Utah State
- Started in the 38-0 victory vs. Utah State his senior season

Education: BYU (bachelor's in communications, 2006) BYU (master's in communications, 2011)

Hometown: Oxnard, Calif.

LDS Mission: Denver, Colo.

Family: Married to former BYU soccer standout Jaime Rendich and has one daughter.



GUY HOLLIDAY

RECEIVERS

Years at BYU: Entering 2nd year

Years Overall: Entering 22nd year

COACHING EXPERIENCE

BYU: 2013-present: Receivers coach

UTEP (2008-12): Wide receivers coach and recruiting coordinator

Cornell (2007): Wide receivers coach

Mississippi State (2003-06): Wide receivers coach

Western Michigan (2000-02): 2001-02: Wide receivers coach; 2000: Tight ends coach

Alabama State (1995, 1998-99): 1995, 98-99: Offensive coordinator, receivers coach; 1995: Quarterbacks coach

Tuskegee University (1992-94): Offensive coordinator and running backs coach

Clark-Atlanta University (1991): Running backs coach

Bowl Games Coached: 2

Career Highlights:

- Has helped 22 players advance to the NFL, including 21 at wide receiver
- Coached Cody Hoffman, who set several career receiving records at BYU, including most receptions, receiving yards, all-purpose yards and receiving touchdowns
- Helped coach the Miner passing attack that was one of the most prolific in school history during that period, averaging just over 3,000 yards each year
- Coached All-SEC receiver Justin Jenkins, who recorded 62 catches for 882 yards and nine touchdowns as a senior in 2003
- At Western Michigan, the Broncos had three all-conference receivers and one all-conference tight end under his tutelage

Education: Cheyney University of Pennsylvania (bachelor's, 1987)

Hometown: Baltimore, Md.

Family: Has three children and his son Justin is a wide



GARETT TUJAGUE

OFFENSIVE LINE

too-jay 

Offensive Line

Years at BYU: Entering 2nd year

Years Overall: Entering 22nd year

COACHING EXPERIENCE

BYU: 2013-present: Offensive line coach

College of the Canyons (1998-2012): 2007-12: Head coach; 1998-06: assistant head coach, offensive line coach

University of Redlands (1996-97)

Chabot College (1993-95)

Bowl Games Coached: 13

Career Highlights:

- Helped BYU offense earn a No. 14 national ranking and set a school record for most rushing yards in a season
- Received five bowl invitations during his time as head coach
- Coached three conference players of the year, an all-state player of the year, eight all-state athletes and five JC All-Americans
- Named Southern California Football Association National Conference Coach of the Year in 2008 and Western State Conference Co-Coach of the Year in 2007
- Won two Southern California Intercollegiate Athletic Conference Championships at Redlands

Playing Career:

- Played left guard at BYU (1989-91) and also played at Chabot College (1987-88)
- Part of BYU's No. 2-ranked offense in 1990
- Started in 1991, helping BYU offense to a No. 5 national ranking
- Helped Cougars win three conference championships
- Earned JC All-America honors as offensive lineman at Chabot College

Education: BYU (1992, bachelor's in recreational management); University of Redlands (1997, master's in educational counseling)

Hometown: Pleasanton, Calif.

Family: He and his wife Cami are the parents of three children.



STEVE KAUFUSI

DEFENSIVE LINE

kaw-foo-see 🗣️

Years at BYU: Entering 13th year

Years Overall: Entering 20th year

COACHING EXPERIENCE

BYU: 2002-present: Defensive line coach

Utah (1994-01): 1997-01: Defensive ends coach; 1995-96: defensive line coach; 1994: graduate assistant

Bowl Games Coached: 12

Career Highlights:

- Coached defensive line on No. 3 ranked BYU defense (266.1 yards per game) in 2012, along with No. 2 rushing defense (86.92 ypg)
- Helped BYU rank No. 13 in total defense and hold eight opponents under 100 rushing yards in 2011
- In 2010 helped BYU to rank No. 24 in total defense
- Coached defensive line has kept BYU's defense ranked in the top 25 the last three seasons
- Coached No. 5 overall NFL Draft pick Ziggy Ansah (Detroit Lions), three-time All-MWC honoree and Super Bowl winner Brady Poppinga (2001-04), all-time MWC sack leader Jan Jorgensen (2006-09) and All-MWC first teamer Vic So'oto (2005-10)
- Also coached All-American Luther Elliss

Playing Career:

- Drafted in the 12th round by the Philadelphia Eagles in 1988
- Played for the London Monarchs of the World League of American Football (1992)
- All-WAC honorable mention as a defensive lineman at BYU in 1987
- All-conference junior college player at Dixie College in 1984

Education: BYU (B.S. Recreation Management & Administration, 1994)

Hometown: Salt Lake City, Utah

LDS Mission: Nuku'alofa, Tonga

Family: Married to Michelle Garrick and they have five children. Daughter, Alexis played for BYU women's basketball and son, Bronson plays linebacker on the football team.



KELLY POPPINGA

SPECIAL TEAMS/
OUTSIDE
LINEBACKERS

Years at BYU: Entering 4th year

Years Overall: Entering 6th year

COACHING EXPERIENCE

BYU: 2013-present: Special teams coordinator and outside linebackers coach; 2011-12: outside linebackers coach; 2010: defensive graduate assistant and interim outside linebacker coach; 2009: defensive intern

Bowl Games Coached: 3

Career Highlights:

- Coached Kyle Van Noy who was drafted in the second round of the 2014 NFL Draft
- Helped BYU rank No. 3 in total defense (266.1 ypg allowed) and in top 10 of six defensive categories in 2012
- Helped BYU to rank No. 13 in overall defense, No. 19 in rushing defense and No. 22 in scoring defense in 2011
- Moved from graduate assistant to interim outside linebackers coach during 2010 season
- Helped BYU rank No. 24 in total defense in 2010
- Helped coach the Cougars to win in the 2010 New Mexico Bowl, the 2011 Armed Forces Bowl and the 2012 Poinsettia Bowl

Playing Career:

- All-MWC and Academic All-MWC as a linebacker at BYU from 2006-07
- Led the Cougars with 113 tackles his senior year
- Helped BYU win back-to-back conference championships in 2006 and 2007
- Played in the NFL in 2008, seeing time on three teams before going to the Super Bowl XLIII with the Arizona Cardinals

Education: BYU (M.A. Exercise Science, 2010); BYU (B.A. Exercise Science, 2007)

Hometown: Evanston, Wyo.

LDS Mission: Ecuador

Family: Married to Rebekah Meier and they have three daughters, Elsie, Leah and Haddie



PAUL TIDWELL

INSIDE
LINEBACKERS

Years at BYU: Entering 15th year

Years Overall: Entering 37th year

COACHING EXPERIENCE

BYU: 2011-present: Inside linebackers coach; 2005-10: inside linebackers/recruiting coordinator; 2004: special teams coordinator; 2002-03: running backs/special teams coordinator; 2000-01: running backs/recruiting coordinator

Louisiana Tech (1998-2000): 1999-2000: Tight ends and special teams coach; 1998: defensive backs coach

Eastern Arizona Junior College (1995-97): Head coach

Snow College (1984-94): 1988-94: Head coach; 1984-87: defensive coordinator

North Sanpete High (1979-83): Head coach

Richfield High (1978): Head coach

Bowl Games Coached: 12

Career Highlights:

- Coached Uani 'Unga, who set current era record with 143 tackles in 2013
- Coached BYU defense ranked No. 3 in total defense (266.1 yards allowed) in 2012
- Helped BYU defense rank No. 13 in total defense in 2011 and No. 24 in 2010
- As recruiting coach, helped bring in the No. 22-ranked recruiting class in the nation in 2009
- Guided Eastern Arizona to its first winning season in 26 years just two years after taking over the program
- While he was defensive coordinator at Snow, the team won the NJCAA National Championship in 1985 with an 11-0 record

Playing Career:

- Was a fullback for Utah State from 1973-76.

Education: Southern Utah (B.A. Business Education, 1979)

Hometown: Logan, Utah

Family: Married to Colleen Palmer; they have two daughters (Sunnie and McKenna) and five sons (Colten, Cy, Dane, Kyle and Tyler) in addition to 18 grandchildren.



JAY OMER

STRENGTH AND
CONDITIONING

BYU's head strength and conditioning coach, Jay Omer, is entering his 15th season at BYU and his 31st overall. Omer came to BYU after spending eight seasons at Georgia Tech as the Director of Player Development, responsible for overseeing the strength and conditioning program for Tech's 16-sport athletics program.

Omer is responsible for implementing and directing team weight training and conditioning programs for each of the University's 21 intercollegiate sports. In 1997, Omer was honored by the National Strength and Conditioning Association as the Strength and Conditioning Professional of the Year for the Atlantic Coast Conference. Omer joined the Yellow Jacket staff in January of 1993 after three years as the strength and conditioning coach at Washington State in Pullman, Wash. He previously served as Director of Strength and Conditioning at East Carolina University from 1987-90. Omer also worked as an assistant strength coach at Tulane University from 1985-87 and as a graduate assistant at Auburn University from 1984-85. From 1976-84, Omer was the head football coach and athletic director for the Duchesne School District in Roosevelt, Utah for Union High School. Omer is a graduate of Orem High School.

In 1969, Omer was an all-conference offensive lineman for Snow College. He later graduated from Southern Utah in 1972, and in 1985 he earned a master's degree in education with an emphasis in exercise physiology and strength training from Auburn University.

He is married to the former Vicki Reynolds and has two daughters, Nissa and Keely, and two sons, Joe and Travis.



2014 BYU FOOTBALL STAFF



ZACH NYBORG
Director of Football
Operations



PATRICK HICKMAN
Football High School
Relations Coordinator



GEOFF MARTZEN
Player Personnel and
On-Campus Recruiting Coord.



ANDREW GEORGE
GA, Offense



MATT EDWARDS
GA, Offense



SHANE HUNTER
GA, Defense



BRANDON BRADLEY
GA, Defense



CAREY HOKI
Assistant to the Head Coach



CLAY AUCOIN
Financial Administrative
Assistant



ERROL SEAVER
Football Video Coordinator



MICK HILL
Football Equipment Manager



TREVOR WILSON
Director of Student-Athlete
Academic Center



BRETT MORTENSEN
Sports Medicine Coordinator



STEVE PINCOCK
Head Football Trainer



ALEX DAVIS
Assistant Football Trainer



TOM HOLMOE

Director of Athletics

Tom Holmoe was named Director of Athletics at Brigham Young University on March 1, 2005. He oversees a nationally recognized program with 21 intercollegiate sports, involving more than 600 student-athletes and a 150-person staff.

Since Holmoe's appointment, BYU has captured 83 conference regular-season or post-season championships, and more than 190 student-athletes have earned All-America status. Under his tutelage, both the football and men's basketball teams have enjoyed tremendous success. BYU has won 10 or more football games in five of the eight seasons and has received a bowl invitation nine years running; while the men's basketball program put together a string of six consecutive 25-win seasons and has made the postseason every year, including a NCAA Sweet-16 run in 2011.

A former Cougar defensive back from 1978-82, Holmoe returned to BYU in July 2001 as Associate Athletics Director for Development. As part of his responsibilities, he supervised the Cougar Club, served as the department's liaison with the LDS Foundation, served on the BYU Alumni Association Board of Directors and worked on the capital campaign to raise funds for the university's new athletic facilities. Holmoe currently serves on the BCS Athletics Directors Advisory Committee.

A native of La Crescenta, Calif., Holmoe came to BYU on a football scholarship in 1978. He earned first-team All-WAC honors as a senior in 1982 and was selected in the fourth round of the 1983 NFL Draft by the San Francisco 49ers. Over a seven-year NFL career, he played on three Super Bowl championship teams with the 49ers in 1984, 1988 and 1989.

After retiring from professional football, Holmoe returned to BYU to serve as a graduate assistant under LaVell Edwards from 1990-91 and later accepted an offer from Bill Walsh to become the Stanford secondary coach in 1992, where he remained for two seasons. In 1994, he returned to the 49ers as defensive backfield coach for two seasons, where he earned a fourth Super Bowl ring. Two years later Holmoe joined the University of California staff as defensive coordinator and later became the head coach from 1997-2001.

Holmoe graduated from BYU with a degree in Zoology in 1983 and received a master's degree from BYU in Athletic Administration in 1995. He and his wife, Lori, have four children and two grandchildren.



BRIAN SANTIAGO
Sr. Associate AD/Operations



JANIE PENFIELD
Associate AD/SWA



DALLAN MOODY
Associate AD/Finance



CHAD LEWIS
Associate AD/Development



DUFF TITTLE
Associate AD/Communications



BRIGHAM YOUNG UNIVERSITY

THE BYU HISTORY

The 1875 establishment of the Brigham Young Academy offered an academically stimulating and gospel-oriented education to 29 students. The one-acre school grounds presided over by Karl G. Maeser have since developed into 560 acres and about 300 buildings. The foundation of the University thrives with the fourfold focus of being 1) spiritually strengthening, 2) intellectually enlarging, 3) character building, leading to 4) lifelong learning and service.

Brigham Young University provides an outstanding education in an atmosphere consistent with the standards and principles of its sponsor, The Church of Jesus Christ of Latter-day Saints.



BYU has a full-time enrollment of 30,243. Students come to BYU from all 50 states and more than 120 countries.

BYU MISSION STATEMENT

The mission of Brigham Young University--founded, supported and guided by The Church of Jesus Christ of Latter-day Saints--is to assist individuals in their quest for perfection and eternal life. That assistance should provide a period of intensive learning in a stimulating setting where a commitment to excellence is expected and the full realization of human potential is pursued.

All instruction, programs and services at BYU, including a wide variety of extracurricular experiences, should make their own contribution toward the balanced development of the total person. Such a broadly prepared individual will not only be capable of meeting personal challenges and change but will also bring strength to others in the tasks of home and family life, social relationships, civic duty and service to mankind.

BYU's faculty, staff, students and administrators should be anxious to make their service and scholarship available to The Church of Jesus Christ of Latter-day Saints in furthering its work worldwide. In an era of limited enrollments, BYU can continue to expand its influence both by encouraging programs that are central to the Church's purposes and by making its resources available to the Church when called upon to do so.

We believe the earnest pursuit of this institutional mission can have a strong effect on the course of higher education and will greatly enlarge Brigham Young University's influence in a world we wish to improve.



KEVIN J. WORTHEN
University President

Kevin J. Worthen began serving as the 13th president of Brigham Young University on May 1, 2014. He previously served as BYU's advancement vice president and as dean of its J. Reuben Clark Law School, where he was the Hugh W. Colton Professor of Law.



MATTHEW RICHARDSON
Advancement Vice President



A TOP-OF-THE-CHARTS EDUCATION

No. 1	Accounting program	<i>Business Week 2013</i>
No. 1	Least expensive private schools (MBA program)	<i>U.S. News 2012</i>
No. 1	Best value private law school	<i>National Jurist 2013</i>
No. 1	Yield: accepted students who enroll	<i>U.S. News 2014</i>
No. 2	Return on Investment (MBA Program)	<i>Business Week 2013</i>
No. 3	Undergraduate Accountancy program	<i>U.S. News 2013</i>
No. 3	Master's of Accountancy program	<i>Public Accounting Report</i>
No. 4	Graduates with the least debt	<i>U.S. News 2014</i>
No. 5	PR program: top 5 in the country	<i>PR Week Awards 2013</i>
No. 5	Grads who go on to earn doctorates	<i>NORC/NSF 2013</i>
No. 8	Graduate entrepreneurship	<i>Entrepreneur 2013</i>
No. 8	International Business	<i>U.S. News 2014</i>
No. 9	Undergraduate entrepreneurship	<i>Entrepreneur 2013</i>
No. 10	Best value school	<i>U.S. News 2014</i>
No. 11	Top graduates, rated by recruiters	<i>Wall Street Journal 2013</i>
No. 12	Undergraduate business program	<i>Business Week 2013</i>
No. 17	MBA Program	<i>Forbes 2013</i>
No. 25	Best law library	<i>National Jurist 2013</i>
No. 27	Best business school	<i>U.S. News 2014</i>
No. 27	Undergraduate business program	<i>U.S. News 2014</i>



DISTINGUISHED FACULTY

Faculty members hold advanced degrees from universities around the world. Their achievements are compelling and wide-ranging as they pursue consequential research work that is making a real difference. Alleviating hunger worldwide through more efficient agriculture, finding low-pollution energy alternatives and making significant contributions to the strengthening of families are among their many pursuits. Faculty members are regularly called upon to head national and international professional organizations and to consult with corporate and governmental entities. Above all, these high-principled men and women share an unmatched devotion to bringing the best possible education to their students.

PREPARATION FOR THE FUTURE

A strong curriculum delivered by outstanding faculty is key to the academic excellence of BYU graduates. From business management to nursing, from the humanities to engineering, the University's 11 colleges -- supported by comprehensive offerings from religious education -- continue to be internationally recognized for the quality of their education and the professional preparation they provide. In addition to the challenging course work and hands-on research, numerous programs offer academic and service outreach opportunities. Study abroad centers, distance-learning courses and worldwide performing arts tours are a few of the offerings that enrich BYU's academic experience.

BYU is in Provo, Utah, a city of approximately 115,000 located 45 miles south of Salt Lake City and 4,560 feet above sea level at the western base of the Wasatch Mountains. Provo sits in the Utah Valley, which offers a beautiful setting with 23-mile-long Utah Lake on the west and 11,750-foot Mount Timpanogos on the east. The university's approximately 560-acre main campus includes about 300 buildings. Of its buildings, 80 are for academic programs, 64 for administrative and auxiliary services and 150 for student housing.





COUGARS ON MISSIONS

One of the first questions Bronco Mendenhall was asked after becoming the head coach at BYU was what he thought about the missionary program and if he felt it helped or hurt the BYU football program.

"Serving missions is what makes this team, this university and the Church unique," Mendenhall said. "These unique characteristics are based upon sound principles and values. Why would we not embrace them?"

Since Mendenhall has taken over the program, more than 300 of BYU's players have served or are currently serving missions.

Brigham Young University is owned and operated by The Church of Jesus Christ of Latter-day Saints. The missionary emphasis of the Church is perhaps one of its most recognized characteristics. Since the organization of the Church in 1830, over one million missionaries have served.

The Church operates 405 missions around the world in 145 nations, speaking 164 languages. A mission covers a geographic area and has a central headquarters. Each is presided over by a mission president, who is called from the ranks of the Church membership to serve for a period of three years. The mission president directs the work of the missionaries assigned to his mission.

Nearly 83,000 missionaries representing The Church of Jesus Christ of Latter-day Saints are currently serving proselytizing missions. Most of the Church's proselytizing missionaries are young men and women between the ages of 18 and 26. Senior couples also have opportunities to serve missions.

Missionaries work long hours—seven days a week for two years (18 months for women) and other extended periods of time for couples—teaching the gospel of Jesus Christ and participating in community service.

In addition, almost 23,000 individuals (including couples) are given special service assignments and considered Church-service missionaries. Health specialists and doctors go to developing countries where the Church's health services program teaches preventive care. Craftsmen, artisans and construction supervisors train members in local building projects. Agricultural experts train people to produce food more effectively and economically. Other mission assignments include education, family history research and leadership training.



TRUE SERVICE: Before starting his college football career, highly-recruited tight end Devin Mahina (center above) took two years away from the game to serve an LDS Church mission to Madagascar.

The missionaries pay their own way, occasionally with assistance from friends and family who donate money to the Church to pay for their personal expenses. When his or her assignment is completed, the missionary returns home to pursue vocational, academic or other personal goals. Aside from their brief orientation at a missionary training center, missionaries receive little formal training for their ministry. Missionary preparation comes primarily from personal study and, in many cases, from examples taught in the home from childhood.

The Church of Jesus Christ of Latter-day Saints was officially organized on April 6, 1830 with six members. Today, congregations of the Church are found in more than 160 nations and territories. With nearly 15 million members, it is one of the fastest growing religions in the world and one of the largest Christian churches in the United States.

The Church of Jesus Christ of Latter-day Saints is Christian, but is neither Catholic nor Protestant. Rather, it is a restoration of the original church established by Jesus Christ. For more information on the beliefs of the Church of Jesus Christ of Latter-day Saints, visit www.lds.org.



With the donations and support of nearly 5,000 members nationwide, the Cougar Club has helped BYU build one of America's strongest collegiate athletic programs. Through its fund-raising and promotional mission, the Cougar Club is ensuring the future success of BYU athletics.

Loyal Cougar Club members across America are building the foundation for BYU's future athletic victories. The changing nature of collegiate athletics means that to compete at the highest levels, BYU must raise more money every year. The costs associated with being one of the nation's top programs continue to rise dramatically. With that challenge in mind, the support of the Cougar Club and its members becomes an even more important key to the future growth of BYU athletics.

"The BYU donors and fans make all the difference," says Cougar Club Director Michael Middleton. "For our teams to continue to achieve national prominence, the Cougar Club needs to continue to grow."

FUNDING

Cougar Club donations are used for many vital projects, including:

- Funding the entire athletic program's recruiting expenses, helping BYU coaches to attract some of the world's premier athletes to Provo, Utah.
- Building new facilities including the Indoor Practice Facility, Student Athlete Building and Miller Baseball/Softball complex.
- Supporting the Student Athlete Academic Center, which includes sponsoring academic tutoring for student athletes, providing laptop computers for the athletes to use

when traveling and sustaining an endowment that provides spring/summer and post-eligibility scholarships that assist current and former athletes to finish their degrees.

MEMBER BENEFITS

There is a Cougar Club membership level for every fan who wants to help BYU continue to build a strong athletic tradition. Individuals and businesses annually make tax-deductible Cougar Club contributions of between \$50 and \$1,000 based on their financial ability to give and the athletic benefits they want to receive. To acknowledge the generosity of Club members, the athletic department makes a number of benefits available to Club members, including priority seating, parking passes and Club events. However, the greatest benefit of membership is knowing that the Cougar Club is helping BYU athletics continue to be one of the nation's top collegiate athletic programs.

COUGAR CLUB BENEFITS

- Seating priority for home and away sporting events, bowl games and postseason tournaments
- Tax deduction
- Parking passes
- Cougar Club Newsletter and athletic publications
- Monthly luncheons with BYU coaches and athletes
- Invitation to annual Y-Awards Banquet
- Privileges for Club events and Club travel
- Annual "Meet the Team" football event
- Discounts on exclusive BYU merchandise and commemorative memorabilia
- Cougar Club nights at Olympic sporting events
- Pregame event at home football games in Cougar Room at LaVell Edwards Stadium

STUDENT ATHLETE BUILDING



EQUIPMENT AND LOCKER ROOMS

The 75-yard-long locker room is patterned after the NFL's Philadelphia Eagles. There is also a special locker room for former BYU players who want to train in Provo during the offseason.

TRAINING FACILITIES

Sponsored by Dynatronics, this area features a rehabilitation room and a hydro area with a cold pool, a hot tub with power jets, a treadmill pool with two cameras and a doctor's office. Trainers provide electrical stimulation and ultra sound treatments as well as bikes, treadmills and Cybex machines.

STRENGTH AND CONDITIONING CENTER

Most of the Strength and Conditioning Center's equipment was custom built by Free Motion and is sponsored by Icon Health and Fitness. Among the features are 12 full power racks with platforms, seven half racks, three jerk racks, Sorinex hurricane racks, reverse hypers, Agaton Fitness Systems, an outdoor mondo plyometric warmup area, two super leg drive sleds, two different dumbbell areas and a medicine ball wall. The first floor also has a nutrition area sponsored by Pharmanex. The second floor is the speed development area and has Tomahawk spinning bikes and TVs, five Nordic Track incline trainers, three Versaclimbers, two Scifit upper body bikes, Woodway force treadmills, H/P Cosmos treadmills with Pneu Weight devices, vibratory boards, a step mill, a turf agility drill area with resistance and a testing area.

STUDENT ATHLETE ACADEMIC CENTER

Tutors and mentors work through these offices. Athletes have access to 42 computer stations, an interactive classroom, 10 small study areas and one large quiet room. Also on staff are a sports psychologist and a nutritionist.

LEGENDS GRILLE

Fans, coaches and athletes can view 11 plasma TV screens, a ticker tape with world wide sports scores or view specialty events on a projection screen while catching a bite to eat.

INDOOR PRACTICE FACILITY

The IPF is 106,000 square feet and among its features are two artificial turf fields (55 yards & 65 yards), retractable goalposts on each end, a sideline staging facility for offensive linemen and four batting cages. The indoor surface is field turf and the building features four video platforms located 40 feet above the playing surface. The IPF serves as an indoor practice arena for the football, soccer, golf, baseball and softball teams and a variety of other sports programs, including extramurals and intramurals.



LAVELL EDWARDS STADIUM

PICTURE PERFECT

With its 63,470-seat capacity, new video walls and immaculate press boxes, LaVell Edwards Stadium is home to legendary BYU football. Since its expansion in 1982, the stadium has consistently ranked among the nation's top 30 in attendance every year. Some of the stadium's well-known features include a box-bowl seating configuration, a grass playing surface and a four-level press box.

THE FIELD

The field is covered with a sand-based natural turf capable of draining eight inches of rain per hour. The well-kept grass field is consistently deemed one of the best in the country.

EXPANSION/SEATING CAPACITY

As a result of increased seating demands, BYU made yet another renovation in 1982, adding stands to the north and south end zones, lowering the field eight feet and removing the track surrounding the field (which hosted the 1967 and 1975 NCAA Track and Field Championships). The stadium expansion increased the seating capacity to over 65,000. The crowd of 64,253 that gathered for BYU's first game in the expanded stadium on September 25, 1982 was reportedly "the largest gathering ever in Utah history" at the time. In 2003 BYU added a luxury "Club Seating" area to the east stands taking the capacity of Edwards Stadium down to 64,045. In 2010 and 2011 BYU created additional wheelchair access inside the stadium, which reduced the capacity by 575 seats to 63,470.

"YOU GUYS WILL AGREE THAT [LAVELL EDWARDS] STADIUM IS ONE OF THE PRETTIEST SETTINGS OF COLLEGE FOOTBALL. THIS STADIUM IS JUST UNBELIEVABLE."

— KIRK HERBSTREIT
ESPN COLLEGE FOOTBALL ANALYST



**BEST ATTENDANCE
IN THE WEST (2013)**

School	Attendance
1. USC (19)	73,126
2. UCLA (21)	70,285
3. Washington (22)	68,769
4. Arizona State (26)	62,689
5. BYU (28)	61,225

**BEST ATTENDANCE
NOT IN A POWER 5 CONFERENCE (2013)**

School	Attendance
1. Notre Dame (Ind.)	80,705
2. BYU (Ind.)	61,225
3. Louisville (AAC)*	52,914
4. Rutgers (AAC) ^	46,549
5. East Carolina (AAC)	43,985

* Moving to the ACC in 2014

^ Moving to Big10 in 2014

**TOP 10 STADIUM CROWDS
(AFTER 2003 STADIUM MODIFICATIONS)**

Date	Opponent	Attendance
Sept. 4, 2004	Notre Dame	65,251
Nov. 24, 2007	Utah	64,749
Oct. 24, 2009	TCU	64,641
Sept. 1, 2007	Arizona	64,525
Oct. 20, 2007	Eastern Washington	64,522
Sept. 22, 2007	Air Force	64,502
Nov. 22, 2003	Utah	64,486
Nov. 3, 2007	Colorado State	64,441
Nov. 19, 2005	Utah	64,312
Nov. 28, 2009	Utah	64,301

**TOP 5 STADIUM CROWDS
(BEFORE 2003 STADIUM MODIFICATIONS)**

Date	Opponent	Attendance
Oct. 16, 1993	Notre Dame	66,247
Sept. 8, 1990	Miami	66,235
Nov. 17, 2001	Utah	66,149
Nov. 18, 1989	Utah	66,110
Nov. 11, 1989	Air Force	66,089



YEARLY ATTENDANCE (1987-2013)

Year	Gm	Home	Avg.	Total
2013	6	367,349	61,225	661,813
2012	6	366,965	61,161	643,887
2011	7	421,858	60,265	670,655
2010	6	368,283	61,380	642,535
2009	6	385,416	64,236	626,495
2008	6	384,613	64,102	657,439
2007	6	386,980	64,497	645,653
2006	6	363,146	60,524	595,587
2005	6	349,222	58,204	590,549
2004	6	350,849	58,475	529,022
2003	6	369,003	61,500	643,737
2002	6	373,055	62,176	587,062
2001	6	362,699	60,450	596,980
2000	6	363,711	60,619	639,249
1999	6	391,111	65,185	545,105
1998	6	376,210	62,702	697,281
1997	6	389,362	64,894	548,246
1996	7	440,576	62,939	701,529
1995	6	371,780	61,963	555,256
1994	6	364,913	60,819	619,046
1993	6	392,676	65,446	566,617
1992	6	390,476	65,079	638,626
1991	6	394,978	65,830	689,029
1990	6	396,011	66,002	610,054
1989	6	392,252	65,375	567,994
1988	6	386,774	64,462	621,337
1987	6	391,335	65,223	603,745

LAVELL EDWARDS STADIUM
HOME RECORD (1964-2013)

1964	3-2	1989	5-1
1965	3-1	1990	6-0
1966	4-2	1991	6-0
1967	5-0	1992	4-2
1968	0-5	1993	3-3
1969	4-1	1994	4-2
1970	3-2	1995	4-2
1971	1-3	1996	7-0
1972	3-2	1997	4-2
1973	3-3	1998	6-0
1974	4-1	1999	4-2
1975	3-2	2000	4-2
1976	5-1	2001	6-0
1977	5-0	2002	4-2
1978	4-1	2003	1-5
1979	5-0	2004	3-3
1980	6-0	2005	3-3
1981	4-1	2006	6-0
1982	4-1	2007	6-0
1983	5-0	2008	6-0
1984	6-0	2009	4-2
1985	5-1	2010	5-1
1986	4-2	2011	6-1
1987	4-2	2012	5-1
1988	6-0	2013	5-1
		Total	221-67





CONNECTICUT

Aug. 29 • East Hartford, CT • Rentschler Field (40,000) • ESPN• 7:00 p.m. ET



CONNECTICUT QUICK FACTS

Location Storrs, CT
 Stadium Rentschler Field
 Capacity 40,000
 Surface Natural Grass
 Colors.. National Flag Blue and White
 Nicknames Huskies, UConn
 Founded 1881
 Conference American Athletic
 President Dr. Susan Herbst
 Enrollment 30,256
 Athletic Director Warde Manuel

SERIES INFORMATION

Record vs. Connecticut: 0-0
 In Hartford: 0-0
 Neutral Sites: 0-0
 In Provo: 0-0
 Last Meeting: N/A
 Result: N/A

2014 SCHEDULE

Aug. 29 BYU
 Sept. 6 Stony Brook
 Sept. 13 Boise State
 Sept. 19 at USF
 Sept. 27 Temple
 Oct. 11 at Tulane
 Oct. 23 at East Carolina
 Nov. 1 UCF
 Nov. 8 Army
 Nov. 22 Cincinnati
 Nov. 29 at Memphis
 Dec. 6 SMU

2013 RESULTS

Aug. 29 Townson L, 33-18
 Sept. 14 Maryland L, 32-21
 Sept. 21 Michigan L, 24-21
 Sept. 28 at Buffalo L, 42-12
 Oct. 12 USF L, 13-10
 Oct. 19 at Cincinnati L, 41-16
 Oct. 26 at UCF L, 62-17
 Nov. 8 Louisville L, 31-10
 Nov. 16 at SMU L, 38-21
 Nov. 23 at Temple W, 28-21
 Nov. 30 Rutgers W, 28-17
 Dec. 7 Memphis W, 45-10

TEAM INFORMATION

2013 Record 3-9
 AAC Rec. 3-5
 Final Ranking N/A
 Last Bowl 2010 Tostitos Fiesta,
 lost to Oklahoma, 48-20
 Starters returning 12
 Starters lost 12
 Offensive system Multiple
 Defensive system 3-4

RETURNING STATISTICAL LEADERS

Passing QB Casey Cochran
 113-175-4, 1,293 yds, 11 TD
 Rushing RB Lyle McCombs
 159 att, 670 yds, 5 TD
 Receiving WR Jeremy Davis
 71 rec, 1,085 yds, 3 TD
 Defense FS Obi Melifonwu
 70 tackles, 2 int, 5 PBU, 3.0 TFL

SPORTS INFORMATION

Media Relations: Mike Enright
 Office Phone: (860) 486-2144
 SID Fax: (860) 486-5085
 Press Box: 860-610-4778
 E-mail: mike.enright@uconn.edu
 Website: www.uconnhuskies.com

HEAD COACH

Bob Diaco

Iowa (1995)
 Record at Connecticut: 0-0
 Div I-A head coaching record: 0-0
 Misc: Asst Head Coach at Notre
 Dame 2012-13

ASSISTANT COACHES

Don Patterson. Assistant Head Coach,
 Quarterbacks
 Mike Cummings Off. Coord./
 Tight Ends
 Anthony Poindexter Def. Coord./
 Safeties
 Wayne Lineburg Sp. Teams Coord./
 Wide Receivers
 Vincent Brown Co-Def. Coord/
 Linebackers
 Kevin Wolthausen Recruit Coord./
 Defensive Line
 Mike Foley Offensive Line
 David Corley Running Backs/
 Dir. Player Development
 Josh Reardon Cornerbacks/
 Co-Sp. Teams Coord.
 Matt Balls Strength & Conditioning
 Coord.

TEXAS

Sep. 6 • Austin, TX • Darrell K Royal-Texas Memorial Stadium (100,119)

Fox Sports 1 • 6:30 p.m. CT



TEXAS QUICK FACTS

Location Austin, Texas
 Stadium Darrell K Royall-Texas
 Memorial Stadium
 Capacity 100,119
 Surface Field Turf
 Colors Burnt Orange and White
 Nicknames Longhorns
 Founded 1883
 Conference Big 12
 President William Powers, Jr.
 Enrollment 52,076

SERIES INFORMATION

Record vs. Texas: 3-1
 In Austin: 1-1
 Neutral Sites: 0-0
 In Provo: 2-0
 Last Meeting: Sept. 7, 2013
 Result: BYU won, 40-21

2014 SCHEDULE

Aug. 30 North Texas
 Sept. 6 BYU
 Sept. 13 UCLA
 Sept. 27 at Kansas
 Oct. 4 Baylor
 Oct. 11 Oklahoma
 Oct. 18 Iowa State
 Oct. 25 at Kansas State
 Nov. 1 at Texas Tech
 Nov. 8 West Virginia
 Nov. 15 at Oklahoma State
 Nov. 27 TCU

2013 RESULTS

Aug. 31 N. Mexico St W, 56-7
 Sept. 7 at BYU L, 40-21
 Sept. 14 Ole Miss L, 44-23
 Sept. 21 Kansas State W, 31-21
 Oct. 3 at Iowa State W, 31-30
 Oct. 12 Oklahoma W, 36-20
 Oct. 26 at TCU W, 30-7
 Nov. 2 Kansas W 35-13
 Nov. 9 at W. Virginia W, 47-40
 Nov. 16 Oklahoma St L, 38-13
 Nov. 28 Texas Tech W, 41-16
 Dec. 7 at Baylor L, 30-10
 Dec. 30 Oregon L, 30-7

TEAM INFORMATION

2012 Record 8-5
 Big 12 Rec 7-2
 Final Ranking N/A
 Last Bowl 2013 Valero Alamo,
 lost to Oregon, 30-7
 Starters returning 13
 Starters lost 9

RETURNING STATISTICAL LEADERS

Passing QB David Ash
 53-87-2, 760 yds, 7 TD
 Rushing RB Johnathan Gray
 159 att, 780 yds, 4 TD
 Receiving WR Jaxon Shipley
 56 rec, 589 yds, 1 TD
 Defense DE Cedric Reed
 79 tackles, 10 sacks, 19 TFL

SPORTS INFORMATION

Media Relations: John Bianco
 Office Phone: (512) 471-6036
 SID Fax: (512) 471-6040
 Press Box: (512) 471-5757
 E-mail:
 john.bianco@athletics.utexas.edu
 Website: www.texasports.com

HEAD COACH

Charlie Strong

Central Arkansas (1982)
 Record at Texas: 0-0
 Div I-A head coaching record: 38-15
 Misc: 4-1 in bowl games as head
 coach

ASSISTANT COACHES

Vance Bedford Def. Coord./
 Secondary
 Bruce Chambers Tight Ends
 Brian Jean-Mary Linebackers/
 Recruiting Coord.
 Les Koenning Wide Receivers
 Tommie Robinson Running Backs
 Chris Rumph Asst Head Coach for
 Defense/ Def. Line
 Chris Vaughn Def. Backs/
 Special Teams Coord.
 Shawn Watson Asst Head Coach for
 Offense/Quarterbacks
 Joe Wickline Offensive Coord./
 Off. Line
 Pat Moorer Strength
 and Conditioning



HOUSTON

Sep. 11 • Provo, UT • LaVell Edwards Stadium (63,470) • ESPN • 7:00 p.m. MT



HOUSTON QUICK FACTS

Location Houston, Texas
 Stadium Houston Stadium
 Capacity 40,000
 Surface Synthetic Turf
 Colors Scarlet and White
 Nicknames Cougars
 Founded 1927
 Conference Big East
 Chancellor Dr. Renu Khator
 Enrollment 39,820
 Athletic Director Mack Rhoades

SERIES INFORMATION

Record vs. Houston: 1-0
 In Houston: 1-0
 Neutral Sites: 0-0
 In Provo: 0-0
 Last Meeting: Oct. 19, 2013
 Result: BYU won, 47-46

2014 SCHEDULE

Aug. 29 UTSA
 Sept. 6 Grambling St
 Sept. 11 at BYU
 Sept. 27 Tennessee Tech
 Oct. 2 UCF
 Oct. 11 at Memphis
 Oct. 17 Temple
 Nov. 1 at USF
 Nov. 8 Tulane
 Nov. 22 Tulsa
 Nov. 28 at SMU
 Dec. 6 at Cincinnati

2013 RESULTS

Aug. 30 Southern W, 62-13
 Sept. 7 at Temple W, 22-13
 Sept. 21 Rice W, 31-26
 Sept. 28 at UTSA W, 59-28
 Oct. 12 Memphis W, 25-15
 Oct. 19 BYU L, 47-46
 Oct. 26 at Rutgers W, 49-14
 Oct. 31 USF W, 35-23
 Nov. 9 at UCF L, 19-14
 Nov. 16 at Louisville L, 20-13
 Nov. 23 Cincinnati L, 24-17
 Nov. 30 SMU W, 34-0
 Jan. 4 Vanderbilt L, 41-24

TEAM INFORMATION

2013 Record 8-5
 AAC Rec. 5-3
 Final Ranking N/A
 Last Bowl..... 2013 BBVA Compass,
 lost to Vanderbilt, 41-24
 Starters returning 26
 Starters lost 14
 Offensive system Spread?
 Defensive system Multiple?

RETURNING STATISTICAL LEADERS

Passing QB John O'Korn
 259-446-10, 3,117 yds, 28 TD
 Rushing RB Ryan Jackson
 139 att, 661 yds, 6 TD
 Receiving WR Deontay Greenberry
 82 rec, 1,202 yds, 11 TD
 Defense LB Efram Oliphant
 134 tackles, 3 sacks, 13 TFL

SPORTS INFORMATION

Media Relations: David Bassity
 Office Phone: (713) 743-9409
 Cell Phone: (405) 274-1455
 SID Fax: (713) 743-9411
 Press Box: (713) 743-0560
 E-mail: dbassity@central.uh.edu
 Website: www.uhcougars.com

HEAD COACH

Tony Levine
 Minnesota (1996)
 Record at Houston: 14-12
 Div I-A head coaching record: 14-12
 Misc: Spent time coaching high school and in the NFL with the Carolina Panthers

ASSISTANT COACHES

David Gibbs Def. Coord.
 Travis Bush Assistant Head Coach/
 Off. Coord./ Quarterbacks
 Vernon Hargreaves Linebackers
 Ricky Logo Defensive Line
 Zac Spavital Recruiting Coord./
 Defensive Backs
 Jamie Christian Special Teams
 Coord./ Inside Receivers
 Tony Jeffery Outside Receivers
 Gordy Shaw Offensive Line
 Don Hammerschmidt Running Backs

VIRGINIA

Sep. 20 • Provo, UT • LaVell Edwards Stadium (63,470) • TBA



VIRGINIA QUICK FACTS

Location Charlottesville, VA
 Stadium Scott Stadium
 Capacity 61,500
 Surface Perscription Athletic Turf
 Colors Orange and Blue
 Nicknames Cavaliers, Wahoos, 'Hoos
 Founded 1819
 Conference ACC
 President Dr. Teresa A. Sullivan
 Enrollment 21,095
 Athletic Director Craig Littlepage

SERIES INFORMATION

Record vs. Virginia: 1-3
 In Charlottesville: 1-1
 Neutral Sites: 0-1
 In Provo: 0-1
 Last Meeting: Aug. 31, 2013
 Result: BYU lost, 19-16

2014 SCHEDULE

Aug. 30 UCLA
 Sept. 6 Richmond
 Sept. 13 Louisville
 Sept. 20 at BYU
 Sept. 27 Kent State
 Oct. 4 Pittsburgh
 Oct. 18 at Duke
 Oct. 25 at North Carolina
 Nov. 1 at Georgia Tech
 Nov. 8 at Florida State
 Nov. 22 Miami
 Nov. 28 at Virginia Tech

2013 RESULTS

Aug. 31 BYU W, 19-16
 Sept. 7 Oregon L, 59-10
 Sept. 21 VMI W, 49-0
 Sept. 28 at Pittsburgh L, 14-3
 Oct. 5 Ball State L, 48-27
 Oct. 12 at Maryland L, 27-26
 Oct. 19 Duke L, 35-22
 Oct. 26 Georgia Tech L, 35-25
 Nov. 2 Clemson L, 59-10
 Nov. 9 at N. Carolina L, 45-14
 Nov. 23 at Miami L, 45-26
 Nov. 30 Virginia Tech L, 16-6

TEAM INFORMATION

2013 Record 2-10
 ACC Rec. 0-8
 Final Ranking N/A
 Last Bowl 2011 Chick-fil-A,
 lost to Auburn, 43-24
 Starters returning 18
 Starters lost 7
 Offensive system Pro-Style
 Defensive system 4-3

RETURNING STATISTICAL LEADERS

Passing QB David Watford
 244-427-15, 2,202 yds, 8 TD
 Rushing RB Kevin Parks
 227 att, 1,065 yds, 11 TD
 Receiving WR Darius Jennings
 38 rec, 340 yds, 3 TD
 Defense LB Henry Coley
 91 tackles, 1 sack, 10 TFL

SPORTS INFORMATION

Media Relations: Vincent Briedis
 Office Phone: (434) 982-5533
 Cell Phone: (434) 326-3792
 SID Fax: (434) 982-5525
 Press Box: (434) 296-5910
 E-mail: briedis@virginia.edu
 Website: www.virginiasports.com

HEAD COACH

Mike London

Richmond (1983)
 Record at Virginia: 18-31
 Div I-A head coaching record: 18-31
 Misc: Played for the Dallas Cowboys
 as a defensive back

ASSISTANT COACHES

Tom O'Brien Assoc. Head Coach for
 Offense/ Tight Ends
 Jon Tenuta Assoc. Head Coach for
 Defense/ Def. Coord./ Linebackers
 Steve Fairchild Off. Coord./
 Quarterbacks
 Larry Lewis Special Teams Coord./
 Running Backs
 Mike Archer Defensive Assistant
 Marques Hagans Wide Receivers
 Jappy Oliver Defensive Line
 Scott Wachenheim Offensive Line
 Sean Cascarano ... Graduate Assistant
 Jonathan Lewis Graduate Assistant
 Tommy Reamons Jr. Graduate
 Assistant/ Offense



UTAH STATE

Oct. 3 • Provo, UT • LaVell Edwards Stadium (63,470) • ESPN • 8:15 p.m. MT



UTAH STATE QUICK FACTS

Location Logan, Utah
 Stadium Romney Stadium
 Capacity 25,513
 Surface AstroTurf
 Colors Navy Blue, White, Pewter Grey
 Nicknames Aggies
 Founded 1888
 Conference Mountain West
 President Stan Albrecht
 Enrollment 28,994
 Athletic Director Scott Barnes

SERIES INFORMATION

Record vs. Utah State: 46-34-3
 In Logan: 16-18-2
 Neutral Sites: 3-0
 In Provo: 27-16-1
 Last Meeting: Oct. 4, 2013
 Result: BYU won, 31-14

2014 SCHEDULE

Aug. 31 at Tennessee
 Sept. 6 Idaho State
 Sept. 13 Wake Forest
 Sept. 20 at Arkansas St
 Oct. 3 at BYU
 Oct. 11 Air Force
 Oct. 18 at Colorado St
 Oct. 25 UNLV
 Nov. 1 at Hawaii
 Nov. 7 at Wyoming
 Nov. 15 New Mexico
 Nov. 21 San Jose St
 Nov. 29 at Boise St

2013 RESULTS

Aug. 29 at Utah L, 30-26
 Sept. 7 at Air Force W, 52-20
 Sept. 14 Weber State W, 70-6
 Sept. 21 at USC L, 17-14
 Sept. 27 at San Jose St W, 40-12
 Oct. 4 BYU L, 31-14
 Oct. 12 Boise State L, 34-23
 Oct. 19 at N. Mexico W, 45-10
 Nov. 2 Hawaii W, 47-10
 Nov. 9 at UNLV W, 28-24
 Nov. 23 Colorado State W, 13-0
 Nov. 30 Wyoming W, 35-7
 Dec. 7 at Fresno St L, 24-17
 Dec. 26 North. Illinois W, 21-14

TEAM INFORMATION

2013 Record 8-5
 MW Rec. 7-1
 Final Ranking N/A
 Last Bowl 2013 Poinsettia,
 beat Northern Illinois, 21-14
 Starters returning 15
 Starters lost 18
 Offensive system Multiple
 Defensive system Multiple

RETURNING STATISTICAL LEADERS

Passing QB Chuckie Keaton
 136-196-2, 1,388 yds, 18 TD
 Rushing RB Joe Hill
 53 att, 252 yds, 1 TD
 Receiving WR Bruce Natson
 59 rec, 395 yds, 2 TD
 Defense LB Zach Vigil
 124 tackles, 2 sacks, 12.5 TFL

SPORTS INFORMATION

Media Relations: Doug Hoffman
 Office Phone: (435) 797-3714
 Cell Phone: (435) 881-8011
 SID Fax: (435) 797-2066
 Press Box: (435) 797-1686
 E-mail: doug.hoffman@usu.edu
 Website: www.utahstateaggies.com

HEAD COACH

Matt Wells

Utah State (1996)
 Record at Utah State: 9-5
 Div I-A head coaching record: 9-5
 Misc: 2013 MWC Coach of the Year

ASSISTANT COACHES

Mark Weber Asst Head Coach/
 Offensive Line
 Todd Orlando Defensive Coord./
 Safeties
 Kevin McGiven Offensive Coord./
 Quarterbacks
 Dave Ungerer . Special Teams Coord./
 Running Backs
 Luke Wells Co-Offensive Coord./
 Tight Ends/Recruiting Coord.
 Jovon Bouknight Wide Receivers
 Joe Lorig Linebackers
 Kendrick Shaver Cornerbacks
 David Fiebia Offensive GA
 Cole Popovich Offensive GA
 Dillon Sanders Defensive GA
 Dave Scholz Strength/Cond.

CENTRAL FLORIDA

Oct. 9 • Orlando, FL • Bright House Networks Stadium (45,301) • ESPN • TBA



UCF QUICK FACTS

Location Orlando, Florida
 Stadium Bright House Networks Stadium
 Capacity 45,301
 Surface Grass
 Colors Black, Gold
 Nicknames Knights
 Founded 1963
 Conference American Athletic
 President Dr. John C. Hitt
 Enrollment 59,740
 Athletic Director Todd Stansbury

SERIES INFORMATION

Record vs. UCF: 0-0
 In Orlando: 0-0
 Neutral Sites: 0-0
 In Provo: 1-0
 Last Meeting: Sept. 23, 2011
 Result: BYU won, 24-17

2014 SCHEDULE

Aug. 29 UTSA
 Sept. 6 at Missouri
 Sept. 20 Bethune-Cookman
 Oct. 2 at Houston
 Oct. 9 BYU
 Oct. 18 Tulane
 Oct. 25 Temple
 Nov. 1 at Connecticut
 Nov. 14 Tulsa
 Nov. 22 SMU
 Nov. 28 at USF
 Dec. 4 at East Carolina

2013 RESULTS

Aug. 29 Akron W, 38-7
 Sept. 6 at FIU W, 38-0
 Sept. 14 at Penn St W, 34-31
 Sept. 28 S. Carolina L, 28-25
 Oct. 5 at Memphis W, 24-17
 Oct. 18 at Louisville W, 38-35
 Oct. 26 Connecticut W, 62-17
 Nov. 9 Houston W, 19-14
 Nov. 16 at Temple W, 39-36
 Nov. 21 Rutgers W, 41-17
 Nov. 29 USF W, 23-20
 Dec. 7 at SMU W, 17-13
 Jan. 1 Baylor W, 52-42

TEAM INFORMATION

2013 Record 12-1
 AAC Rec. 8-0
 Final Ranking No. 10
 Last Bowl 2013 Tostitos Fiesta, beat Baylor, 52-42
 Starters returning 20
 Starters lost 7
 Offensive system Multiple
 Defensive system Multiple

RETURNING STATISTICAL LEADERS

Passing QB Justin Holman
 9-14-1, 75 yards, 1 TD
 Rushing RB William Stanback
 105 att, 443 yards, 6 TD
 Receiving WR Rannell Hall
 57 rec, 886 yards, 5 TD
 Defense LB Terrance Plummer
 110 tackles, 2 INT, 8.5 TFL

SPORTS INFORMATION

Media Relations: Brian Ormiston
 Office Phone: (407) 823-2409
 Cell Phone: (407) 920-1233
 Press Box: (407) 882-0386
 E-mail: bormiston@athletics.ucf.edu
 Website: www.ucfknight.com

HEAD COACH

George O'Leary
 New Hampshire (1969)
 Record at UCF: 72-56
 Div I-A head coaching record: 124-89
 Misc: 2013 AAC Coach of the Year

ASSISTANT COACHES

Tyson Summers Defensive Coord./
 Linebackers
 Charlie Taaffe Offensive Coord./
 Quarterbacks
 Danny Barrett Running Backs
 Sean Beckton Wide Receivers
 Mike Buscemi Special Teams
 Kirk Callahan Defensive Backs
 Lorenzo Costantini Defensive Line
 Brent Key Asst Head Coach for
 Offense/ Offensive Line/
 Recruiting Coord.
 Allen Mogridge .. Tight Ends/ H-Backs
 Patrick Bastien Defensive GA
 Rob Calabrese Offensive GA



NEVADA

Oct. 18 • Provo, UT • LaVell Edwards Stadium (63,470) • TBA



NEVADA QUICK FACTS

Location Reno, Nev.
 Stadium Mackay Stadium
 Capacity 29,993
 Surface FieldTurf
 Colors Navy Blue and Silver
 Nicknames Wolf Pack
 Founded 1874
 Conference Mountain West
 President Dr. Marc Johnson
 Enrollment 18,000
 Athletic Director Cary Groth

SERIES INFORMATION

Record vs. Nevada: 5-2-2
 In Reno: 4-1
 Neutral Sites: 0-0
 In Provo: 1-1-2
 Last Meeting: Nov. 31, 2013
 Result: BYU won, 28-23

2014 SCHEDULE

Aug. 30 Southern Utah
 Sept. 5 Washington St
 Sept. 13 at Arizona
 Sept. 27 at San Jose St
 Oct. 4 Boise St
 Oct. 11 Colorado St
 Oct. 18 at BYU
 Oct. 25 at Hawaii
 Nov. 1 San Diego St
 Nov. 15 at Air Force
 Nov. 22 Fresno St
 Nov. 29 at UNLV

2013 RESULTS

Aug. 31 at UCLA L, 58-20
 Sept. 7 UC Davis W, 36-7
 Sept. 14 at Florida St L, 62-7
 Sept. 21 Hawaii W, 31-9
 Sept. 28 Air Force W, 45-42
 Oct. 4 at San Diego St L, 51-44 OT
 Oct. 19 at Boise St L, 34-17
 Oct. 26 UNLV L, 27-22
 Nov. 2 at Fresno St L, 41-23
 Nov. 9 at Colorado St L, 38-17
 Nov. 16 San Jose St W, 38-16
 Nov. 30 BYU L, 28-23

TEAM INFORMATION

2013 Record 4-8
 MW Rec. 3-5
 Final Ranking N/A
 Last Bowl 2012 New Mexico,
 lost to Arizona, 49-48
 Offensive system Pistol
 Defensive system 4-3

RETURNING STATISTICAL LEADERS

Passing QB Cody Fajardo
 243-358-3, 2,668 yards, 13TD
 Rushing RB Kendall Brock
 185 att, 812 yards, 10 TD
 Receiving WR Richy Turner
 61 att, 755 yards, 4 TD
 Defense LB Jonathan McNeal
 103 tackles, 4.0 TFL, 1 sack

SPORTS INFORMATION

Media Relations: Chad Hartley
 Office Phone: (775) 682-6982
 Cell Phone: (775) 229-5513
 SID Fax: (775) 784-4386
 Press Box: (775) 784-6545
 E-mail: hartleyc@unr.edu
 Website: www.nevadawolfpack.com

HEAD COACH

Brian Polian

John Carroll (1997)
 Record at Nevada: 4-8
 Div I-A head coaching record: 4-8

ASSISTANT COACHES

Scott Boone Defensive Coord./
 Linebackers
 Lester Erb Special Teams Coord./
 Running Backs
 Jim Hoffer Asst Head Coach/
 Wide Receivers
 Nick Rolovich Offensive Coord./
 Quarterbacks
 Chester Blackshear Tight Ends
 Mike Bradeson Recruit Coord./
 Safties
 Ron Hudson Offensive Line
 Bill Teerlinck Defensive Line
 Ricky Thomas Cornerbacks/
 John Decoster Offensive GA
 Pat Denecke Defensive GA
 Nate Dolan Defensive GA

BOISE STATE

Oct. 24 • Boise, ID • Bronco Stadium (36,387) • ESPN • 7 p.m. MT



BOISE STATE QUICK FACTS

Location	Boise, Idaho
Stadium	Bronco Stadium
Capacity.....	36,387
Surface.....	Blue Astro Play
Colors.....	Blue and Orange
Nicknames.....	Broncos
Founded	1932
Conference.....	Mountain West
President.....	Dr. Robert Kustra
Enrollment	22,003
Athletic Director	Mark Coyle

SERIES INFORMATION

Record vs. Boise State: 1-3
 In Boise: 0-2
 Neutral Sites: 0-0
 In Provo: 1-1
 Last Meeting: Oct. 25, 2013
 Result: BYU won, 37-20

2014 SCHEDULE

Aug. 28 Ole Miss
 Sept. 6 Colorado St
 Sept. 13 at Connecticut
 Sept. 20 Louisiana-Lafayette
 Sept. 27 at Air Force
 Oct. 4 at Nevada
 Oct. 17 Fresno St
 Oct. 24 BYU
 Nov. 8 at New Mexico
 Nov. 15 San Diego St
 Nov. 22 at Wyoming
 Nov. 29 Utah St

2013 RESULTS

Aug. 31 at Washington L, 38-6
 Sept. 7 UT-Martin W, 63-14
 Sept. 13 Air Force W, 42-20
 Sept. 20 at Fresno St L, 41-40
 Sept. 28 Southern Miss W, 60-7
 Oct. 12 at Utah St W, 34-23
 Oct. 19 Nevada W, 34-17
 Oct. 25 at BYU L, 37-20
 Nov. 2 at Colorado St W, 42-30
 Nov. 16 Wyoming W, 48-7
 Nov. 23 at San Diego St L, 34-31 OT
 Nov. 30 New Mexico W, 45-17
 Dec. 24 Oregon St L, 38-23

TEAM INFORMATION

2013 Record..... 8-5
 MW Rec. 6-2
 Final Ranking..... N/A
 Last Bowl..... 2013 Sheraton Hawaii,
 lost to Oregon St, 38-23
 Starters returning15
 Starters lost.....10
 Offensive system..... Multiple
 Defensive system Multiple

RETURNING STATISTICAL LEADERS

Passing..... QB Grant Hedrick
 167-242-5, 1,825 yds, 16 TD
 Rushing.....RB Jay Ajayi
 249 att, 1,463 yds, 18 TD
 Receiving..... WR Matt Miller
 88 rec, 1,140 yds, 12 TD
 DefenseLB Ben Weaver
 89 tackles, 1 sack, 4 TFL

SPORTS INFORMATION

Media Relations: Joe Nickell
 Office Phone: (208) 426-3868
 Cell Phone: (208) 631-5483
 SID Fax: (208) 426-1778
 Press Box: (208) 426-1408
 E-mail: joenickell@boisestate.edu
 Website: www.broncosports.com

HEAD COACH

Bryan Harsin

Boise St (1999)
 Record at Boise St: 0-0
 Div I-A head coaching record: 7-5
 Misc: Played QB at Boise St from
 1995-99

ASSISTANT COACHES

Kent Riddle Assoc. Head Coach/
 Running Backs/
 Special Teams Coord.
 Steve Caldwell Asst Head Coach/
 Defensive Line
 Mike Sanford..... Offensive Coord./
 Quarterbacks
 Marcel Yates..... Defensive Coord.
 Junior Adams Wide Receivers
 Andy Avalos Linebackers
 Julius Brown Secondary
 Eliah Drinkwitz Tight Ends
 Scott Huff..... Offensive Line
 Jeff Pitman..... Strength
 and Conditioning
 Thomas Byrd..... Offensive GA
 Joel Filani Offensive GA
 Byron Hout Defensive GA

MIDDLE TENNESSEE

Nov. 1 • Murfreesboro, TN • Johnny Floyd Stadium (30,788)

CBSSports • 2:30 p.m. CT



MIDDLE TENNESSEE QUICK FACTS

Location Murfreesboro, Tenn.
 Stadium . Johnny "Red" Floyd Stadium
 Capacity.....30,788
 Surface..... Synthetic Turf
 Colors.....Royal Blue and White
 Nicknames.....Blue Raiders
 Founded1911
 Conference.....Conference USA
 President..... Dr. Sidney McPhee
 Enrollment23,881
 Athletic Director Chris Massaro

SERIES INFORMATION

Record vs. MTSU: 1-0
 In Murfreesboro: 0-0
 Neutral Sites: 0-0
 In Provo: 1-0
 Last Meeting: Sept. 27, 2013
 Result: BYU won 37-10

2014 SCHEDULE

Aug. 30 Savannah State
 Sept. 6 at Minnesota
 Sept. 13 Western Kentucky
 Sept. 20 at Memphis
 Sept. 26 at Old Dominion
 Oct. 4 Southern Miss
 Oct. 11 at Marshall
 Oct. 18 UAB
 Nov. 1 BYU
 Nov. 15 at FIU
 Nov. 22 FAU
 Nov. 29 at UTEP

2013 RESULTS

Aug. 29 Western Carolina W, 45-24
 Sept. 7 at N. Carolina L, 40-20
 Sept. 14 Memphis W, 17-15
 Sept. 21 at FAU W, 42-35
 Sept. 27 at BYU L, 37-10
 Oct. 5 East Carolina L, 24-17
 Oct. 12 at North Texas L, 34-7
 Oct. 24 Marshall W, 51-49
 Nov. 2 at UAB W, 24-21
 Nov. 9 FIU W, 48-0
 Nov. 23 at Southern Miss W, 42-21
 Nov. 30 UTEP W, 48-17
 Dec. 30 Navy L, 24-6

TEAM INFORMATION

2013 Record..... 8-5
 C-USA Rec. 6-2
 Final Ranking N/A
 Last Bowl..... 2013 Armed Forces,
 lost to Navy, 24-6
 Starters returning13
 Starters lost9
 Offensive system Multiple
 Defensive system 4-3 Multiple

RETURNING STATISTICAL LEADERS

Passing QB Austin Grammer
 21-46-2, 190 yards, 1 TD
 Rushing.....RB Jordan Parker
 146 att, 745 yards, 6 TD
 Receiving WR Marcus Henry
 38 rec, 549 yards, 3 TD
 DefenseLB TT Barber
 119 tackles, 11.5 TFL, 3 INT

SPORTS INFORMATION

Media Relations: Mark Owens
 Office Phone: (615) 898-2450
 Cell Phone: (615) 631-9520
 SID Fax: (615) 898-5626
 Press Box: (615) 898-2312
 E-mail: owens@goblueraiders.com
 Website: www.goblueraiders.com

HEAD COACH

Rick Stockstill

Florida State (1982)
 Record at Middle Tennessee: 51-49
 Div I-A head coaching record: 51-49

ASSISTANT COACHES

Tommy West Defensive Line/
 Special Teams Coord.
 Steve Ellis Co-Defensive Coord./
 Cornerbacks
 Buster Faulkner Offensive Coord./
 Quarterbacks
 Rick Mallory Offensive Tackles/
 Tight Ends
 Tyrone Nix Co-Defensive Coord./
 Linebackers
 David Bibee Safeties
 Mike Polly Running Backs
 Geep Wade Offensive Line
 Justin Watts Wide Receivers
 Jason Spray Head Strength Coach

UNLV

Nov. 15 • Provo, UT • LaVell Edwards Stadium (63,470) • TBA



UNLV QUICK FACTS

Location Las Vegas, NV
 Stadium Sam Boyd Stadium
 Capacity 36,800
 Surface TurfTech
 Colors Scarlet and Grey
 Nicknames Rebels
 Founded 1957
 Conference Mountain West
 President Dr. Neal Smatresk
 Enrollment 27,000
 Athletic Director Tina Kunzer-Murphy

SERIES INFORMATION

Record vs. UNLV: 15-3
 In Las Vegas: 8-0
 Neutral Sites: 1-0
 In Provo: 6-3
 Last Meeting: Nov. 6, 2010
 Result: BYU won, 55-7

2014 SCHEDULE

Aug. 29 at Arizona
 Sept. 6 Northern Colorado
 Sept. 13 Northern Illinois
 Sept. 27 at San Diego St
 Oct. 4 at San Jose St
 Oct. 11 Fresno St
 Oct. 25 at Utah St
 Nov. 1 New Mexico
 Nov. 8 Air Force
 Nov. 15 at BYU
 Nov. 22 at Hawaii
 Nov. 29 Nevada

2013 RESULTS

Aug. 29 at Minnesota L, 51-23
 Sept. 7 Arizona L, 58-13
 Sept. 14 Central Mich. W, 31-21
 Sept. 21 West. Illinois W, 38-7
 Sept. 28 at New Mexico W, 56-42
 Oct. 12 Hawaii W, 39-37
 Oct. 19 at Fresno St L, 38-14
 Oct. 26 Nevada W, 27-22
 Nov. 2 San Jose St L, 34-24
 Nov. 9 Utah St L, 28-24
 Nov. 21 at Air Force W, 41-21
 Nov. 30 San Diego St W, 45-19
 Jan. 1 North Texas L, 36-14

TEAM INFORMATION

2013 Record 7-6
 MWC Rec. 5-3
 Final Ranking N/A
 Last Bowl 2013 Heart of Dallas,
 lost to North Texas, 36-14
 Starters returning 15
 Starters lost 9
 Offensive system Multiple
 Defensive system Multiple

RETURNING STATISTICAL LEADERS

Passing QB Nick Sherry
 41-75-5, 337 yards, 3 TD
 Rushing RB Shaquille Murray-
 Lawrence
 47 att, 418 yds, 2 TD
 Receiving WR Devante Davis
 87 rec, 1,290 yds, 14 TD
 Defense DB Peni Vea
 108 tackles, 2 INT, 3 TFL

SPORTS INFORMATION

Media Relations: Mark Wallington
 Office Phone: (702) 895-4472
 Cell Phone: (702) 528-6291
 Press Box: (702) 895-1248
 E-mail: mark.wallington@unlv.edu
 Website: www.unlvrebels.com

HEAD COACH

Bobby Hauck

Montana (1988)
 Record at UNLV: 13-38
 Div I-A head coaching record: same
 Misc: Heach coach at Montana from
 2003-2009

ASSISTANT COACHES

Tim Hauck Defensive Coord./
 Cornerbacks
 Rob Phenicie Assoc. Head Coach/
 Tight Ends
 Kraig Paulson Asst. Head Coach/
 Outside Linebackers
 Tim Hundley Linebackers
 Cedric Cormier Wide Receivers
 Chad Germer Offensive Line
 Dominic Daste Running Backs
 Timm Rosenbach Offensive Coord./
 Quarterbacks
 Michael Gray Defensive Tackles



SAVANNAH STATE

Nov. 22 • Provo, UT • LaVell Edwards Stadium (63,470) • BYUtv • 1:00 p.m. MT



SAVANNAH STATE QUICK FACTS

Location Savannah, Ga.
 Stadium Ted A. Wright Stadium
 Capacity 8,500
 Surface Field Turf
 Colors Burnt Orange, Reflex Blue
 Nicknames Tigers
 Founded 1890
 Conference Mid-Eastern Athletic
 President Dr. Cheryl Davenport-Dozier
 Enrollment 4,582
 Athletic Director . Sterling Steward, Jr.

SERIES INFORMATION

Record vs. Savannah St: 1st meeting
 In Savannah: 0-0
 Neutral Sites: 0-0
 In Provo: 0-0
 Last Meeting: N/A
 Result: N/A

2014 SCHEDULE

Aug. 30 at Middle Tennessee
 Sept. 6 at Georgia Southern
 Sept. 13 Fort Valley St
 Sept. 27 Delaware St
 Oct. 4 Norfolk St
 Oct. 11 at Florida A&M
 Oct. 18 Bethune-Cookman
 Oct. 25 at N. Carolina Central
 Nov. 1 at South Carolina St
 Nov. 8 Howard
 Nov. 15 North Carolina A&T
 Nov. 22 at BYU

2013 RESULTS

Aug. 31 at Ga. Southern L, 9-77
 Sept. 7 at Troy L, 3-66
 Sept. 14 Fort Valley St W, 27-20
 Sept. 21 at Miami L, 7-77
 Sept. 28 Delaware St L, 22-24
 Oct. 5 at Norfolk St L, 24-26
 Oct. 12 Florida A&M L, 14-27
 Oct. 19 at Bethune-Cookman L, 21-48
 Oct. 26 N. Carolina Central L, 10-24
 Nov. 2 S. Carolina St L, 9-45
 Nov. 9 at Howard L, 14-42
 Nov. 16 at N. Carolina A&T L, 14-41

TEAM INFORMATION

2013 Record 1-11
 MEAC Rec. 0-8
 Final Ranking N/A
 Starters returning 14
 Starters lost 8
 Offensive system Multiple
 Defensive system Multiple

RETURNING STATISTICAL LEADERS

Passing QB Leon Prunty
 125-237-10, 1,397 yards, 11 TD
 Receiving WR Kris Drummond
 23 rec, 296 yards, 2 TD
 WR Edward Lackey, Jr.
 19 rec, 186 yards, 4 TD
 Defense LB Marquis Smith
 124 tackles, 13 TFL, 1 INT

SPORTS INFORMATION

Media Relations: Opio Mashariki
 Office Phone: (912) 358-3430
 E-mail:
 masharik@savannahstate.edu
 Website: www.ssuathletics.com

HEAD COACH

Earnest Wilson III

Texas Tech (1989)
 Record at Savannah St: 1-11
 Career head coaching record: 1-11

ASSISTANT COACHES

Willard Scissum..Assoc. Head Coach/
 Off. Line
 Corey BarlowDefensive Coord./
 Secondary
 Mike Villagrana ..Co-Offensive Coord./
 Wide Receivers
 Michael Wallace .. Asst. Head Coach/
 Linebackers/
 Special Teams Coord.
 Jonas JacksonDefensive Line/
 Recruiting Coord.
 Mister Askew.....Running Backs
 David Banks..... Quarterbacks/
 Asst. Recruiting Coord.

CALIFORNIA

Nov. 29 • Berkeley, CA • Memorial Stadium (62,467) • TBA



CALIFORNIA QUICK FACTS

Location Berkeley, Calif.
 Stadium Memorial Stadium
 Capacity.....62,467
 Surface..... Matrix Turf
 Colors..... Blue and Gold
 Nicknames..... Golden Bears
 Founded1868
 Conference..... Pac-12
 Chancellor..... Nicholas B. Dirks
 Enrollment35,899
 Athletic DirectorSandy Barbour

SERIES INFORMATION

Record vs. Cal: 2-1
 In Berkeley: 1-0
 Neutral Sites: 0-1
 In Provo: 1-0
 Last Meeting: Dec. 22, 2005
 Result: BYU lost, 35-28

2014 SCHEDULE

Aug. 30 at Northwestern
 Sept. 6 Sacramento St
 Sept. 20 at Arizona
 Sept. 27 Colorado
 Oct. 4 at Washington St
 Oct. 11 Washington
 Oct. 18 UCLA
 Oct. 24 Oregon
 Nov. 1 at Oregon St
 Nov. 13 at USC
 Nov. 22 Stanford
 Nov. 29 BYU

2013 RESULTS

Aug. 31 Northwestern L, 44-30
 Sept. 7 Portland St W, 37-30
 Sept. 14 Ohio St L, 52-34
 Sept. 28 at Oregon L, 55-16
 Oct. 5 Washington St L, 44-22
 Oct. 12 at UCLA L, 37-10
 Oct. 19 Oregon St L, 49-17
 Oct. 26 at Washington L, 41-17
 Nov. 2 Arizona L, 33-28
 Nov. 9 USC L, 62-28
 Nov. 16 at Colorado L, 41-24
 Nov. 23 at Stanford L, 63-13

TEAM INFORMATION

2013 Record..... 1-11
 Pac-12 Rec. 0-9
 Final Ranking..... N/A
 Last Bowl..... 2011 Holiday,
 lost to Texas, 21-10
 Starters returning33
 Starters lost18

RETURNING STATISTICAL LEADERS

Passing..... QB Jared Goff
 320-531-10, 3,508 yards, 18 TD
 Rushing..... RB Khalfani Muhammad
 74 att, 445 yards, 4 TD
 Receiving..... WR Chris Harper
 70 rec, 852 yards, 5 TD
 Defense S Michael Lowe
 67 tackles, 1 INT, 4 TFL

SPORTS INFORMATION

Media Relations: Kyle McRae
 Office Phone: 510-643-4723
 Cell Phone: (510) 219-9340
 Press Box: 510-642-3098
 E-mail: mcrae@berkeley.edu
 Website: www.calbears.com

HEAD COACH

Sonny Dykes

Texas Tech (1993)
 Record at Cal: 1-11
 Div I-A head coaching record: 23-26

ASSISTANT COACHES

Tony Franklin Offensive Coord./
 Quarterbacks
 Art Kaufman..... Defensive Coord.
 Greg Burns..... Defensive Backs
 Garret Chachere..... Linebackers
 Pierre Ingram..... Running Backs
 Rob Likens..... Asst. Head Coach/
 Receivers
 Fred Tate..... Defensive Line
 Mark Tommerdahl..... Special Teams
 Coord./Inside Receivers
 Zach Yenser Offensive Line
 Damon Harrington Strength and
 Conditioning



MIAMI BEACH BOWL

Miami, FL • Marlins Park (34,000) • TBA



BYU VS. AAC

If bowl eligible, BYU will participate in the Miami Beach Bowl in December, unless selected to participate in the college football playoff or one of the New Year's Eve or New Year's Day bowl games. In addition to the Miami Beach Bowl matchup, BYU will face three AAC teams during the 2014 regular season. UConn hosts the Cougars on Aug. 29 to open the season. Houston visits Provo Sept. 11, while UCF will entertain BYU Oct. 9.

BYU finished the 2013 season with an 8-5 record that included wins over Texas, Georgia Tech, Boise State and Houston. The Cougars earned bowl eligibility for the ninth consecutive season under head coach Bronco Mendenhall, tied for the nation's 10th-longest current bowl streak. BYU has previously played two bowl games in the state of Florida — the 1976 Tangerine Bowl and the 1985 Citrus Bowl, both in Orlando.

The Miami Beach Bowl staff is based in Marlins Park, which opened in 2012 and serves as the home of Major League Baseball's Miami Marlins. The state-of-the-art facility will seat 34,000 for football and has 50 luxury suites, a retractable roof, climate controlled temperatures and a natural grass surface.

The American Athletic Conference enjoyed a highly successful debut season in 2013 as the conference placed two teams in the top 15 of the final national polls. UCF, which won the inaugural American Athletic Conference title, finished the season ranked No. 10 nationally after a win against Big 12 champion Baylor in the Tostitos Fiesta Bowl.

OPPONENT	WON	LOST	TIE	FIRST	LAST
Air Force Academy	24	7	0	1956	2010
Alabama	0	1	0	1998	1998
Arizona	9	12	1	1936	2008
Arizona State	7	20	0	1935	1998
Arkansas State	1	0	0	1996	1996
Baylor	1	1	0	1983	1984
Boise State	1	3	0	2003	2013
Boston College	1	2	0	1985	2006
Bowling Green	1	1	0	1975	1983
California	2	1	0	1999	2005
California-Davis	2	2	1	1926	1937
Cal Poly	1	0	0	1960	1960
Colorado College	4	3	0	1923	1936
Colorado	3	8	1	1923	1988
Colorado Mines	1	1	1	1922	1927
Colorado State	39	27	3	1922	2010
Colo. St. Teachers (UNC)	6	3	1	1923	1937
Connecticut	0	0	0	N/A	N/A
Denver	7	15	0	1933	1960
Eastern Illinois	1	0	0	2005	2005
Eastern Washington	1	0	0	2007	2007
Florida State	0	4	0	1991	2010
Fort Douglas	0	1	0	1942	1942
Fort Hood	1	0	0	1950	1950
Fresno State	4	5	0	1956	1998
George Washington	0	2	0	1962	1963
Georgia	0	1	0	1982	1982
Georgia Tech	3	1	0	2002	2013
Hawaii	21	8	0	1930	2012
Houston	1	0	0	2013	2013
Idaho, College of	1	0	1	1928	1930
Idaho	3	2	0	1953	2012
Idaho State	5	0	0	1932	2013
Indiana	0	1	0	1979	1979
Iowa	0	0	1	1991	1991
Iowa State	0	4	0	1968	1974
Kansas	0	1	0	1992	1992
Kansas State	4	4	0	1957	1997
Long Beach State	5	0	0	1972	1981
Los Angeles State	1	0	0	1955	1955
Louisville	0	1	0	2001	2001
Marshall	0	1	0	1999	1999
Miami	1	1	0	1988	1990
Michigan	1	0	0	1984	1984
Middle Tennessee	1	0	0	2013	2013
Mississippi State	1	1	0	2000	2001
Missouri	1	0	0	1983	1983
Montana	12	4	0	1937	1963
Montana State	8	7	0	1923	1947
Mt. St. Charles (Carroll)	0	0	1	1930	1930
Murray State	1	0	0	1998	1998
Navy	1	1	0	1978	1989
New Mexico	45	14	1	1951	2010
New Mexico State	2	0	0	2011	2012
Nevada	5	2	2	1929	2013
North Texas	3	2	0	1958	1980
Northeast Louisiana	1	0	0	1994	1994
Northern Arizona	2	0	0	1938	1939
Northern Iowa	1	0	0	2008	2008
Notre Dame	2	6	0	1992	2013

OPPONENT	WON	LOST	TIE	FIRST	LAST
Occidental	2	0	0	1932	1934
Ohio State	0	3	0	1982	1993
Oklahoma	2	0	0	1994	2009
Oklahoma State	0	2	0	1974	1976
Ole Miss	1	0	0	2011	2011
Oregon	3	3	0	1964	2006
Oregon State	5	6	0	1955	2012
Pacific	2	3	0	1958	1966
Pacific Fleet	0	2	0	1948	1949
Penn State	1	2	0	1989	1992
Pepperdine	3	1	0	1948	1951
Pittsburgh	1	1	0	1984	1987
Portland	0	2	0	1937	1938
Regis	1	0	0	1930	1930
Rice	1	1	0	1996	1997
San Diego State	28	7	1	1947	2012
San Diego NAS	1	0	0	1952	1952
San Francisco	0	2	0	1931	1941
San Jose State	6	10	0	1946	2012
Savannah State	0	0	0	N/A	N/A
South Dakota	1	0	0	1932	1932
Southern Methodist	3	0	0	1980	1997
Southern Mississippi	1	1	0	1975	1976
Stanford	0	2	0	2003	2004
Syracuse	1	1	0	2000	2002
Temple	2	0	0	1985	1986
Texas	3	1	0	1987	2013
Texas A&M	2	1	0	1979	1996
TCU	5	6	0	1987	2011
Texas Tech	0	1	0	1940	1940
Tulane	2	1	0	1998	2009
Tulsa	6	1	0	1971	2007
UAY All-Stars	1	0	0	1931	1931
UCF	1	0	0	2011	2011
UCLA	3	7	0	1983	2008
US Marines	0	1	0	1933	1933
USC	0	2	0	2003	2004
UNLV	15	3	0	1978	2010
UTEP	29	7	1	1946	2010
Utah	31	54	4	1922	2013
Utah State	46	34	3	1922	2013
Virginia	1	3	0	1987	2013
Washington	4	5	0	1985	2013
Washington State	3	1	0	1981	2012
Weber State	3	0	0	1973	2012
West Texas State	0	1	0	1961	1961
Western Michigan	3	2	0	1962	1970
Western State	20	0	0	1923	1951
Wichita State	0	1	0	1956	1956
Wisconsin	1	1	0	1980	2013
Wyoming	44	30	3	1922	2010

OVERALL RECORD 538 393 26 1922 2013

2014 OPPONENTS IN BOLD



2014 OPPONENT SERIES RESULTS

CONNECTICUT

First meeting

Series: 0-0

TEXAS

1987 BYU 22, Texas 17 (A)

1988 BYU 47, Texas 6 (H)

2011 Texas 17, BYU 16 (A)

2013 BYU 40, Texas 21 (H)

Series: 3-1

HOUSTON

2013 BYU 47, Houston 46 (A)

Series: 1-0

VIRGINIA

1987 UVA 22, BYU 16 (N)

1999 UVA 45, BYU 40 (H)

2000 BYU 38, UVA 35 (A)

2013 UVA 19, BYU 16 (A)

Series: 1-3

UTAH STATE

1922 USU 42, BYU 3 (H)

1923 USU 40, BYU 0 (A)

1924 USU 13, BYU 9 (H)

1925 USU 14, BYU 0 (A)

1926 BYU 0, USU 0 (H)

1927 USU 22, BYU 0 (A)

1928 USU 10, BYU 0 (H)

1929 BYU 7, USU 6 (N)

1930 BYU 39, USU 14 (N)

1931 BYU 6, USU 0 (N)

1932 BYU 18, USU 6 (H)

1933 USU 14, BYU 0 (A)

1934 USU 15, BYU 0 (H)

1935 USU 27, BYU 0 (A)

1936 USU 13, BYU 0 (H)

1937 BYU 54, USU 0 (A)

1938 USU 3, BYU 0 (H)

1939 BYU 0, USU 0 (A)

1940 BYU 12, USU 7 (H)

1941 BYU 28, USU 0 (A)

1942 USU 9, BYU 6 (H)

1946 BYU 0, USU 0 (A)

1947 BYU 27, USU 12 (H)

1948 USU 20, BYU 7 (A)

1949 USU 22, BYU 3 (H)

1950 BYU 34, USU 13 (A)

1951 BYU 28, USU 27 (H)

1952 USU 27, BYU 26 (A)

1953 USU 14, BYU 7 (H)

1954 USU 45, BYU 13 (A)

1955 USU 47, BYU 21 (H)

1956 USU 33, BYU 7 (A)

1957 BYU 14, USU 0 (H)

1958 BYU 13, USU 6 (A)

1959 BYU 18, USU 0 (H)

1960 USU 34, BYU 0 (A)

1961 USU 31, BYU 8 (H)

1962 USU 27, BYU 21 (A)

1963 USU 26, BYU 0 (H)

1964 BYU 28, USU 14 (H)

1965 USU 34, BYU 21 (A)

1966 BYU 27, USU 7 (H)

1967 USU 30, BYU 9 (A)

1968 USU 34, BYU 8 (H)

1969 BYU 21, USU 3 (A)

1970 BYU 27, USU 20 (H)

1971 USU 29, BYU 7 (A)

1972 USU 42, BYU 19 (H)

1973 USU 13, BYU 7 (A)

1974 USU 9, BYU 6 (H)

1975 BYU 24, USU 7 (A)

1976 BYU 45, USU 14 (H)

1977 BYU 65, USU 6 (A)

1978 USU 24, BYU 7 (H)

1979 BYU 48, USU 24 (A)

1980 BYU 70, USU 46 (A)

1981 BYU 32, USU 26 (H)

1982 USU 20, BYU 17 (A)

1983 BYU 38, USU 34 (H)

1984 BYU 38, USU 13 (H)

1985 BYU 44, USU 0 (A)

1986 BYU 52, USU 0 (H)

1987 BYU 45, USU 24 (H)

1988 BYU 38, USU 3 (H)

1989 BYU 37, USU 10 (A)

1990 BYU 45, USU 10 (H)

1991 BYU 38, USU 10 (H)

1992 BYU 30, USU 9 (H)

1993 USU 58, BYU 56 (A)

1994 BYU 34, USU 6 (H)

1996 BYU 45, USU 17 (A)

1997 BYU 42, USU 35 (H)

1999 BYU 34, USU 31 (A)

2000 BYU 38, USU 14 (H)

2001 BYU 54, USU 34 (H)

2002 BYU 35, USU 34 (A)

2006 BYU 38, USU 0 (H)

2008 BYU 34, USU 14 (A)

2009 BYU 35, USU 17 (H)

2010 USU 31, BYU 16 (A)

2011 BYU 27, USU 24 (H)

2012 BYU 6, USU 3 (H)

2013 BYU 31, USU 14 (A)

Series: 46-34-3

CENTRAL FLORIDA

2011 BYU 24, UCF 17 (H)

Series: 1-0

NEVADA

1929 BYU 10, Nevada 7 (A)

1930 BYU 6, Nevada 6 (H)

1931 BYU 18, Nevada 14 (A)

1939 BYU 7, Nevada 0 (A)

1940 BYU 6, Nevada 6 (H)

2001 BYU 52, Nevada 7 (H)

2002 Nevada 31, BYU 28 (A)

2010 Nevada 27, BYU 13 (H)

2013 BYU 28, Nevada 23 (A)

Series: 5-2-2

BOISE STATE

2003 BSU 50, BYU 12 (H)

2004 BSU 28, BYU 27 (A)

2012 BSU 7, BYU 6 (A)

2013 BYU 37, BSU 20 (H)

Series: 1-3

MIDDLE TENNESSEE

2013 BYU 37, MTSU 10 (H)

Series: 1-0

UNLV

1978 BYU 28, UNLV 24 (N)

1980 BYU 54, UNLV 14 (A)

1981 UNLV 45, BYU 41 (H)

1982 BYU 27, UNLV 0 (A)

1996 BYU 63, UNLV 28 (H)

1998 BYU 38, UNLV 14 (H)

1999 BYU 29, UNLV 0 (A)

2000 BYU 10, UNLV 7 (H)

2001 BYU 35, UNLV 31 (A)

2002 UNLV 24, BYU 3 (H)

2003 BYU 27, UNLV 20 (A)

2004 UNLV 24, BYU 20 (H)

2005 BYU 55, UNLV 14 (A)

2006 BYU 52, UNLV 7 (H)

2007 BYU 24, UNLV 14 (A)

2008 BYU 42, UNLV 35 (H)

2009 BYU 59, UNLV 21 (A)

2010 BYU 55, UNLV 7 (H)

Series: 15-3

SAVANNAH STATE

First meeting

Series: 0-0

CALIFORNIA

1999 BYU 38, Cal 28 (H)

2001 BYU 44, Cal 16 (A)

2005 Cal 35, BYU 28 (A)

Series: 2-1

LOOKING BACK AT THE 2013 SEASON

The Cougars finished the 2013 season with an 8-5 record after playing one of the toughest schedules in school history, advancing to a ninth straight bowl game at the Fight Hunger Bowl in San Francisco. BYU earned six of its eight wins over bowl teams, including a 40-21 victory against the then-No. 15 Texas Longhorns, and faced nine bowl teams overall.

The following pages provide a review of the 2013 season with game-by-game results and recaps as well as team and individual statistics.

Below are the BYU records that were set or tied during 2013 as well as players that earned a top 10 ranking in a specific category.

INDIVIDUAL

Most plays

- Game—78 Taysom Hill vs Houston
- Season--684 Taysom Hill 2013

Best Rushing Average in a game—15.2
Taysom Hill vs Texas

Total Offense

- No. 9 Game—545 Taysom Hill vs Houston
- No. 5 Season—4,282 Taysom Hill 2013

Rushing Yards

- No. 2 Game—259 Taysom Hill vs Texas
- No. 5 Game--219 Jamaal Williams vs Nevada
- No. 3 Season—1,344 Taysom Hill 2013
- No. 5 Season—1,233 Jamaal Williams 2013

Rushing Attempts

- Tied No. 5 Game—34 Taysom Hill vs Houston
- Tied No. 8 Game—33 Jamaal Williams vs Virginia
- No. 2 Season—246 Taysom Hill 2013
- No. 8 Season—217 Jamaal Williams 2013

Receiving Yards

- No. 1 Career--3,612 Cody Hoffman

Receiving Touchdowns

- No. 1 Career--33 Cody Hoffman

Receptions

- No. 1 Career--260 Cody Hoffman

All-Purpose Yards

- No. 1 Career--5,015 Cody Hoffman

Points Scored

- No. 4 Season—108 Justin Sorensen 2013

DEFENSE (All-Time)

Tackles

- No. 4 Game—19 Uani 'Unga vs Notre Dame

DEFENSE (Since 2000)

Solo Tackles

- No. 3 Season—62 Uani 'Unga 2013

Assisted Tackles

- No. 1 Game—14 Uani 'Unga vs Notre Dame
- No. 1 Season—81 Uani 'Unga 2013

Total Tackles

- No. 1 Game—19 Uani 'Unga vs Notre Dame
- Tied No. 2 Game—17 Uani 'Unga vs Utah State and Boise State
- No. 1 Season—143 Uani 'Unga 2013

Tackles for Loss

- No. 5
- Season—17.5 Kyle Van Noy 2013

Sacks

- Tied No. 1 Game—3 Kyle Van Noy vs Georgia Tech

Quarterback

Hurries

- No. 1 Game—5 Kyle Van Noy vs Texas
- No. 1
- Season—12 Kyle Van Noy 2013

Pass Breakups

- Tied No. 1 Game--4 Daniel Sorensen vs Texas
- No. 5
- Season—12 Daniel Sorensen 2013

Field Goals Made

- No. 1
- Season—21 Justin Sorensen 2013
- No. 4 Career--43 Justin Sorensen

TEAM

Most plays

- Game—115 vs Houston
- Season—1,111

Most First Downs

- Game—41 vs Houston

Most First Downs Rushing

- Season—161

Most Rushing Attempts

- Season—664

Most Rushing Yards

- Game—550 vs Texas
- Season—3,475

Most Punts

- Season—85



In BYU's most recent win over Utah State (2013), linebacker Kyle Van Noy intercepted the first Aggie pass from scrimmage and returned it for his fifth defensive touchdown as a Cougar. BYU went on to win, 31-14, at Romney Stadium in Logan.



GAME 1

VIRGINIA

08.31.13 CHARLOTTESVILLE, VA. (ESPNU) ATT: 53,110

BYU	0	7	0	9	16
UVA	0	3	9	7	19

BYU took a late lead in the fourth quarter before falling to the University of Virginia 19-16 in a defensive battle in Charlottesville, Va.

Virginia took the final lead of the game, 19-16, on a 13-yard run with 2:36 left in the fourth quarter. The Cavaliers took only one play to score after an interception following a tipped ball. The game was a defensive struggle that saw a combined 24 punts.

In the fourth quarter, the Cougars took a late lead after the offense went on an 11-play, 92-yard drive that was capped by a 1-yard keeper by Hill for a 13-12 advantage. On the drive, Hill went 3 for 5 for 32 yards, and Williams added four rushes for 31 yards.

BYU increased its lead on the following kickoff, when linebacker Austen Jorgensen forced a fumble that was recovered by Blake Morgan. Kicker Justin Sorensen nailed a 36-yard field goal to increase the lead to 16-12 with just over five minutes left in the game.

The first quarter proved to be a defensive stalemate with seven combined punts between the two teams. The stout BYU defense picked up where it left off last season, holding the Cavaliers to just 1 for 6 on third down. In 2012, the defense ranked No. 1 in the country in third-down defense.

In between the first and second quarters, there was a lightning delay that stalled the game for two hours and nine minutes as the teams were asked to leave the field and fans had to evacuate from their seats in Scott Stadium.

Scoring Summary

SECOND QUARTER				BYU	UVA
BYU	TD	05:12	JD Falslev 4 Yd Pass From Taysom Hill (Justin Sorensen Kick)	7	0
UVA	FG	00:00	I Frye 53 Yd	7	3
THIRD QUARTER				BYU	UVA
UVA	TD	12:28	D Jennings 11 Yd Pass From D Watford (I Frye Kick)	7	10
UVA	SA	02:38		7	12
FOURTH QUARTER				BYU	UVA
BYU	TD	06:26	Taysom Hill 1 Yd Rush (Justin Sorensen Kick)	14	12
BYU	FG	05:02	Justin Sorensen 36 Yd	16	12
UVA	TD	02:36	K Parks 13 Yd Rush (I Frye Kick)	16	19

TEAM STAT COMPARISON

	BYU	WSU
1st Downs	21	14
Passing 1st Downs	9	9
Rushing 1st Downs	11	5
1st Downs from Penalties	1	0
3rd Down Efficiency	7-23	6-20
4th Down Efficiency	1-2	0-0
Total Yards	362	223
Passing	175	114
Comp-Att-Int	13-40-1	18-32-1
Average per attempt	4.4	3.6
Average per completion	13.5	6.3
Rushing	187	109
Rush Attempts	53	42
Yards per attempt	3.5	2.6
Red Zone (Made-Att)	3-3	2-2
Penalties	7-43	6-41
Turnovers	1	2
Fumbles lost	0	1
Interceptions Thrown	1	1
Defensive / Sp Teams TDs	0	0
Possession	25:51	34:09
Sacks	0-0	3-15
PAT Kicks	1-1	2-2
Field Goals	1-1	1-1

After BYU was forced to punt in its first possession following the weather delay, Van Noy hit the UVA quarterback to induce a bad pass which led to an interception by safety Craig Bills.

Captain JD Falslev sparked the Cougars on their first scoring drive of the game in the second quarter. The senior returned a punt for 17 yards to set BYU up on the Virginia 32-yard line. Falslev caught a pass from Hill and snuck up the sideline for 24 yards before grabbing a four-yard touchdown pass to put BYU up 7-0.

Virginia hit a 53-yard field goal as time expired in the first half to bring the score to 7-3 in favor of BYU.

With 12:28 left in the third quarter, Virginia increased its lead following a blocked a punt, scoring three plays later on an 11-yard touchdown pass for a 10-7 advantage. The Cavaliers increased their lead again to 12-7 after a botched snap by the Cougars was recovered in the end zone by Hill for a safety with 2:38 left in the third quarter.

BYU Top Passing

	C-Att-Int	Yds	Y/A	Lng	TD	Sack	Effic
Taysom Hill	13-40-1	175	4.4	52	1	3	72.50

BYU Top Rushers

	No	Gain	Loss	Net	Avg	Lng	TD
Jamaal Williams	33	148	4	144	4.4	21	0
Taysom Hill	11	57	15	42	3.8	13	1
Michael Alisa	2	9	0	9	4.5	8	0

BYU Top Receivers

	No	Yds	Avg	Lng	TD
JD Falslev	3	32	10.7	24	1
Skyler Ridley	3	29	9.7	12	0
Ross Apo	2	59	29.5	52	0

BYU Defensive Highlights

	Tot	Solo	Sacks	TFL/Y	PBU	FF	QBH
Eathyn Manumaleuna	10	6	0.0	1/1	0	0	0
Kyle Van Noy	4	3	0.0	2.5/2	1	0	0
Uani 'Unga	10	3	0.0	1/1	0	0	0

NO. 15 TEXAS

09.7.13 PROVO, UTAH (ESPN) ATT: 63,197

Taysom Hill rushed for 259 yards and three touchdowns to lead BYU to a 40-21 victory over No. 15 Texas at LaVell Edwards Stadium Saturday night. The Cougars rushed for a school-record 550 yards in the win.

Hill's 259 yards are a career high and are the most rushing yards by a quarterback in the nation since 2005 when Vince Young ran for 265 yards for Texas against Oklahoma State. That mark is the highest by a BYU player since 1962 when Eldon Fortie ran for 272 yards.

The Cougars received the opening kickoff and engineered an 11 play, 60-yard drive that culminated in a 34-yard field goal by Justin Sorensen to take an early 3-0 lead with just over 12 minutes left in the first quarter.

After being held to a three-and-out in their first three drives of the game, the Longhorns (1-1) took a 7-3 lead on a 57-yard pass from David Ash to Mike Davis.

Hill and the Cougars responded with a big play of their own to jump back ahead 10-7 with just over 2 minutes left in the first quarter. On the read-option, Hill kept the ball, ran off the left tackle and out-sprinted the Texas defense for a 68-yard touchdown. The 68-yard run ties the school record for the longest run by a quarterback that he set last year against Hawai'i.

On the ensuing Longhorn possession, Texas drove 76 yards on nine plays before Joe Bergeron ran it in from two yards out to take a 14-10 lead.

BYU responded with three consecutive scoring drives to take a 27-14 lead into halftime.

The drive following the Texas score for the 14-10 lead, Hill scored on a 20-yard rushing touchdown to put BYU up 17-14 with just under eight minutes left in the second quarter. The Cougars' drive was kept alive thanks to a roughing the kicker penalty on Texas. On the drive, Hill finished with three rushes for 43 yards.

Following a Longhorn punt, the Cougars put together a nine-play, 59-yard drive that culminated with a 10-yard Paul Lasike touchdown run. On the drive, Lasike carried the ball six times for a total of 45 yards.

For the last drive in the half, BYU drove 77 yards on nine plays before Sorensen nailed a 32-yard field goal with four seconds left in the half.

Hill scored his third rushing touchdown in the game on the Cougars' first drive of the second half from 26 yards out to put BYU up 34-14 with 10 minutes left in the third quarter. The drive took 1:51 off the clock and covered 79 yards in eight plays.

TEX	7	7	7	0	21
BYU	10	17	13	0	40

Scoring Summary					
FIRST QUARTER				TEX	BYU
BYU	FG	12:11	Justin Sorensen 34 Yd	0	3
TEX	TD	03:21	Mike Davis 57 Yd Pass From David Ash (Anthony Fera Kick)	7	3
BYU	TD	02:17	Taysom Hill 68 Yd Rush (Justin Sorensen Kick)	7	10
SECOND QUARTER				TEX	BYU
TEX	TD	10:29	Joe Bergeron 2 Yd Rush (Anthony Fera Kick)	14	10
BYU	TD	07:48	Taysom Hill 20 Yd Rush (Justin Sorensen Kick)	14	17
BYU	TD	5:00	Paul Lasike 10 Yd Rush (Justin Sorensen Kick)	14	24
BYU	FG	0:04	Justin Sorensen 32 Yd	14	27
THIRD QUARTER				TEX	BYU
BYU	TD	10:02	Taysom Hill 26 Yd Rush (Justin Sorensen Kick)	14	34
TEX	TD	08:24	Mike Davis 23 Yd Pass From Davis Ash (Anthony Fera kick)	21	34
BYU	FG	05:43	Justin Sorensen 36 Yd	21	37
BYU	FG	01:31	Justin Sorensen 24 Yd	21	40

TEAM STAT COMPARISON		
	BYU	TEX
1st Downs	33	23
Passing 1st Downs	6	13
Rushing 1st Downs	24	7
1st Downs from Penalties	3	3
3rd Down Efficiency	10-21	5-17
4th Down Efficiency	1-1	0-3
Total Yards	679	445
Passing	129	313
Comp-Att-Int	9-27-1	24-44-0
Average per attempt	4.8	7.1
Average per completion	14.3	13.0
Rushing	550	132
Rush Attempts	72	39
Yards per attempt	7.6	3.4
Red Zone (Made-Att)	6-6	1-1
Penalties	8-68	4-45
Turnovers	2	0
Fumbles lost	1	0
Interceptions Thrown	1	0
Possession	31:05	28:55
Sacks	4-26	0-0
PAT Kicks	4-4	3-3
Field Goals	4-4	0-0

BYU Top Passing							
	C-Att-Int	Yds	Y/A	Lng	TD	Sack	Effic
Taysom Hill	9-26-1	129	5.0	32	0	0	68.60

BYU Top Rushers							
	No	Gain	Loss	Net	Avg	Lng	TD
Taysom Hill	17	259	0	259	15.2	68	3
Jamaal Williams	30	183	1	182	6.1	37	0
Paul Lasike	15	89	2	87	5.8	13	1

BYU Top Receivers						
	No	Yds	Avg	Lng	TD	
Cody Hoffman	2	63	31.5	32	0	
Skyler Ridley	2	19	9.5	11	0	
Brett Thompson	1	16	16.0	16	0	

BYU Defensive Highlights							
	Tot	Solo	Sacks	TFL/Y	PBU	FF	QBH
Alani Fua	8	6	2.0	2/14	0	0	0
Kyle Van Noy	8	3	1.0	1/9	0	0	5
Daniel Sorensen	7	3	0.0	1/2	4	0	0



GAME 3

UTAH

09.21.13 PROVO, UTAH (ESPN2) ATT: 63,470

UTAH	3	10	0	7	20
BYU	0	0	6	7	13

BYU football's second-half rally came up short as the Cougars fell 20-13 to the University of Utah Saturday in the Deseret First Duel at LaVell Edwards Stadium.

Utah (3-1) scored with 12:44 left in the fourth quarter to go up 20-6 before the BYU (1-2) defense held the Utes to a three-and-out on their final four drives of the game to set up the rally.

Scoring Summary

FIRST QUARTER					UTAH	BYU
UTAH	FG	01:30	Andy Phillips 36 Yd		3	0
SECOND QUARTER					UTAH	BYU
UTAH	FG	08:05	Andy Phillips 32 Yd		6	0
UTAH	TD	01:17	Anthony Denham 1 Yd Pass From Travis Wilson (Andy Phillips Kick)		13	0
THIRD QUARTER					UTAH	BYU
BYU	FG	11:39	Justin Sorensen 32 Yd		13	3
BYU	FG	05:39	Justin Sorensen 31 Yd		13	6
FOURTH QUARTER					UTAH	BYU
UTAH	TD	12:44	Karl Williams 2 Yd Pass From Traivs Wilson (Andy Phillips Kick)		20	6
BYU	TD	05:13	Michael Alisa 1 Yd Rush (Justin Sorensen Kick)		20	13

Senior Michael Alisa scored his first touchdown since the Weber State game in 2012 to bring the Cougars within seven points at 20-13 with just over five minutes left in the final quarter. An incomplete pass on third down looked to end the drive, but Utah was called for unsportsmanlike conduct to keep the drive alive. Two straight completions to JD Falslev and Cody Hoffman put the ball on the 1-yard line to set up the scoring run by Alisa.

The BYU offense had two drives in the final three minutes of the game but was unable to score to tie the game.

Utah got on the board first, hitting a 36-yard field goal to go up 3-0 with 1:30 left in the first quarter. A 65-yard run helped put the Utes on the 25-yard line before the Cougar defense held tough to limit the scoring to a field goal.

Utah added a second field goal and a touchdown in the second quarter to go up 13-0 at halftime. The last time BYU was shut out in the first half was last season when the score was 0-0 against Boise State at halftime.

BYU received the opening kick of the second half and drove 68 yards on nine plays to set up Justin Sorensen with a 32-yard field goal to bring the score to 13-3. On the drive, Hill hit Mitch Mathews for an 18-yard gain before busting off a 41-yard run to set up Sorensen's kick. Mathews finished with a career-high 54 yards receiving.

TEAM STAT COMPARISON

	BYU	UTAH
1st Downs	24	16
Passing 1st Downs	13	11
Rushing 1st Downs	9	4
1st Downs from Penalties	2	1
3rd Down Efficiency	5-21	1-14
4th Down Efficiency	1-4	0-0
Total Yards	443	402
Passing	260	273
Comp-Att-Int	18-48-1	24-35-0
Average per attempt	5.4	7.8
Average per completion	14.4	11.4
Rushing	183	129
Rush Attempts	47	33
Yards per attempt	3.9	3.9
Red Zone (Made-Att)	3-5	4-4
Penalties	7-55	8-65
Turnovers	1	0
Fumbles lost	0	0
Interceptions Thrown	1	0
Defensive / Sp Teams TDs	0	0
Possession	28:04	3:56
Sacks	1-7	5-28
PAT Kicks	1-1	2-2
Field Goals	2-3	2-2

After holding Utah to a three-and-out on its first drive of the second half, the Cougars put together a 13-play, 61-yard drive that culminated with a 31-yard field goal by Sorensen to narrow the margin at 13-6. During the drive, running back Jamaal Williams was injured and was carted off the field. He was taken to the local hospital for further evaluation.

For the game, BYU totaled 443 yards of total offense while holding Utah to 402 yards of total offense. Senior Tyler Beck recorded a career-high 10 tackles with two tackles for loss. Kyle Van Noy and Daniel Sorensen each contributed eight tackles in the game.

Justin Sorensen missed a 33-yard field goal in the second quarter. That miss marked the first miss of the season for Sorensen.

BYU Top Passing

	C-Att-Int	Yds	Y/A	Lng	TD	Sack	Effic
Taysom Hill	18-48-1	260	5.4	32	0	5	78.83

BYU Top Rushers

	No	Gain	Loss	Net	Avg	Lng	TD
Taysom Hill	20	130	31	99	5.0	41	0
Jamaal Williams	13	52	0	52	4.0	10	0
Paul Lasike	7	21	0	21	3.0	7	0

BYU Top Receivers

	No	Yds	Avg	Lng	TD
Cody Hoffman	8	108	13.5	32	0
Mitch Mathews	3	54	18.0	26	0
JD Falslev	3	47	15.7	20	0

BYU Defensive Highlights

	Tot	Solo	Sacks	TFL/Y	PBU	FF	QBH
Kyle Van Noy	10	5	0.0	1.5/4	1	0	1
Tyler Beck	10	4	0.0	2/3	0	0	0
Remington Peck	7	4	1.0	1/7	0	0	0

GAME 4

MIDDLE TENNESSEE

09.27.13 PROVO, UTAH (ESPN) ATT: 58,763

Taysom Hill and Michael Alisa ran for two touchdowns apiece to lead BYU football to a 37-10 win over Middle Tennessee Friday night at LaVell Edwards Stadium.

The Cougar defense held the Blue Raiders to 212 yards of total offense for the game. Austen Jorgensen recorded nine tackles while Craig Bills each recorded seven tackles and Kyle Van Noy added six more, including five solo. Daniel Sorensen recorded an interception in the fourth quarter.

Following a Middle Tennessee field goal on the opening drive of the game, Adam Hine took the following kickoff 90 yards to the opposing 10-yard line. Three plays later, Hill ran it in from 12 yards out to put the Cougars up 7-3 with just under 11 minutes left in the first quarter.

The BYU defense forced the Blue Raiders to punt, but a fumble on the return set the visitors up with the ball on the Cougars 24-yard line. Just before the end of the first quarter, Logan Kilgore hit Marcus Henry for a 16-yard touchdown pass to give Middle Tennessee a 10-7 lead.

Paul Lasike returned the ensuing kickoff 33 yards to BYU's 46-yard line. With the offense clicking the Cougars drove down the field to the Blue Raider 5-yard line before a lost fumble gave the ball to Middle Tennessee on the 2-yard line.

On the next play, Van Noy tackled Jordan Parker before he left the end zone to force a safety and cut the deficit to 10-9. The safety was the first for BYU since 2011 against San Jose State. Van Noy fought off a block and tripped up Parker, and Remington Peck kept him from leaving the end zone.

Middle Tennessee elected to punt the ball following the safety, and the Cougars drove the length of the field again before a fumble by Alisa went into the end zone untouched for a touchback.

Again the defense held strong and forced another punt by the Blue Raiders. A pass to Apo put BYU at midfield. Two plays later, Hill went 50 yards on a keeper off the right tackle for his second touchdown of the game to give the Cougars a 16-10 lead with 7:30 left in the second quarter.

Both teams traded punts before BYU got the ball back with 1:33 left in the quarter on its 33-yard line. After two rushes by Lasike for two yards, Hill had three straight completions to move the offense to the Middle Tennessee 14-yard line. A five-yard rush by Hill and a pass interference call on the defense put BYU on the 2-yard line. Alisa ran it in on the next play for his second touchdown of the season to give the Cougars a 23-10 lead with 15 seconds left in the half.

MTSU	10	0	0	0	10
BYU	7	16	14	0	37

Scoring Summary

FIRST QUARTER					MT	BYU
MT	FG	12:14	Cody Clark 42 Yd		3	0
BYU	TD	10:47	Taysom Hill 12 Yd Rush (Justin Sorensen Kick)		3	7
MT	TD	00:36	Marcus Henry 16 Yd Pass From Logan Kilgore (Cody Clark Kick)		10	7
SECOND QUARTER					MT	BYU
BYU	SA	12:36			10	9
BYU	TD	07:31	Taysom Hill 50 Yd Rush (Justin Sorensen Kick)		10	16
BYU	TD	00:15	Michael Alisa 2 Yd Rush (Justin Sorensen Kick)		10	23
THIRD QUARTER					BYU	WSU
BYU	TD	11:21	Michael Alisa 1 Yd Rush (Justin Sorensen Kick)		10	30
BYU	TD	00:28	JD Falslev 71 Yd Punt (Justin Sorensen Kick)		10	37

TEAM STAT COMPARISON

	BYU	MTSU
1st Downs	22	13
Passing 1st Downs	9	6
Rushing 1st Downs	11	6
1st Downs from Penalties	2	1
3rd Down Efficiency	7-13	6-19
4th Down Efficiency	1-1	1-3
Total Yards	486	212
Passing	177	1-5
Comp-Att-Int	14-19-1	16-34-1
Average per attempt	9.3	3.1
Average per completion	12.6	6.6
Rushing	309	107
Rush Attempts	55	41
Yards per attempt	5.6	2.6
Red Zone (Made-Att)	3-5	1-3
Penalties	9-80	7-50
Turnovers	5	1
Fumbles lost	4	0
Interceptions Thrown	1	1
Defensive / Sp Teams TDs	1	0
Possession	26:12	33:48
Sacks	1-7	1-10
PAT Kicks	5-5	1-1
Field Goals	0-0	1-1

BYU Top Passing							
	C-Att-Int	Yds	Y/A	Lng	TD	Sack	Effic
Taysom Hill	14-19-1	177	9.3	31	0	1	141.41

BYU Top Rushers							
	No	Gain	Loss	Net	Avg	Lng	TD
Taysom Hill	18	175	10	165	9.2	50	2
Algernon Brown	11	68	0	68	6.2	15	0
Michael Alisa	16	55	0	55	3.4	7	2

BYU Top Receivers						
	No	Yds	Avg	Lng	TD	
Ross Apo	4	38	9.5	12	0	
Mitch Mathews	3.	47	15.7	31	0	
Brett Thompson	2	30	15.0	18	0	

BYU Defensive Highlights								
	Tot	Solo	Sacks	TFL/Y	PBU	FF	QBH	
Austen Joregense	9	4	0.0	0	0	0	0	
Craig Bills	7	6	0.0	0	2	0	0	
Kyle Van Noy	6	5	0.0	1/2	1	0	1	



GAME 5

UTAH STATE

10.4.13 LOGAN, UTAH (CBS SPORTS) ATT: 25,513

BYU	10	7	14	0	31
USU	7	0	0	7	14

Mitch Mathews had three touchdown receptions to lead BYU football to a 31-14 victory against Utah State at Romney Stadium Friday night.

On the first play of the game, Kyle Van Noy intercepted Chuckie Keeton and ran it back for a touchdown to give the Cougars an early 7-0 lead. With the ball on the 18-yard line, Van Noy read the play, jumped up at the line of scrimmage and snatched the ball out of the air, beating everyone to the goal line.

After forcing a Hill fumble on the Cougars' 15-yard line, Utah State scored to tie the game at 7-7 with just under 11 minutes left in the first quarter.

On the following drive, BYU drove methodically down the field to set up a 27-yard field goal by Justin Sorensen to take the lead again at 10-7 with seven minutes left in the opening quarter. On the drive, Hill went four for five including a 28-yard pass to Mathews before the field goal.

Utah State quarterback Keeton was injured in the first quarter of the game on a scramble play. Keaton finished 4 for 10 for 26 yards and a touchdown.

The Cougars extended their lead in the second quarter when Hill found Mathews on a post for a 30-yard touchdown to bring the advantage to 17-7. With the BYU offense facing a third down on its own 26-yard line, Jamaal Williams busted off a 44-yard run to keep the drive alive. On the next play, Hill hit Mathews for the score.

With its next possession, Utah State drove the ball 45 yards to set up a 47-yard field goal. Daniel Sorensen cut through on the left side and blocked the kick.

Hill found Mathews in the end zone for the second time of the game to increase the BYU lead to 24-7 with just over 12 minutes left in the third quarter. Hill completed passes to three different receivers on the drive, including a 20-yard strike to Cody Hoffman on the right sideline. With the catch, Hoffman has caught a pass in 35-straight games.

Six minutes later, Hill and Mathews hooked up for the third time in the game to push the Cougars' lead to 31-7. The 43-yard bomb culminated a four-play, 71-yard drive in which the offense scored in just over a minute.

Late in the fourth quarter, Utah State added a touchdown pass for the final score of the game, 31-14.

Scoring Summary

FIRST QUARTER				BYU	USU
BYU	TD	14:50	Kyle Van Noy 17 Yd Int (Justin Sorensen Kick)	7	0
USU	TD	10:48	T Van Leeuwen 7 Yd Pass From Chuckie Keeto (Nick kDiaz Kick)	7	7
BYU	FG	07:04	Justin Sorensen 27 Yd	10	7
SECOND QUARTER				BYU	USU
BYU	TD	10:30	Mitch Mathews 30 Yd Pass From Taysom Hill (Justin Sorensen Kick)	17	7
THIRD QUARTER				BYU	USU
BYU	TD	12:06	Mitch Mathews 6 Yd Pass From Taysom Hill (Justin Sorensen Kick)	24	7
BYU	TD	05:52	Mitch Mathews 43 Yd Pass From Taysom Hill (Justin Sorensen Kick)	31	7
FOURTH QUARTER				BYU	USU
USU	TD	01:34	Ronald Butler 8 Yd Pass From Craig Harrison (Nick Diaz Kick)	31	14

TEAM STAT COMPARISON

	BYU	USU
1st Downs	18	20
Passing 1st Downs	10	12
Rushing 1st Downs	7	6
1st Downs from Penalties	1	2
3rd Down Efficiency	4-18	10-23
4th Down Efficiency	1-1	0-2
Total Yards	437	397
Passing	278	211
Comp-Att-Int	17-32-1	22-51-1
Average per attempt	8.7	4.1
Average per completion	16.4	9.6
Rushing	159	186
Rush Attempts	50	35
Yards per attempt	3.2	5.3
Red Zone (Made-Att)	2-3	2-2
Penalties	3-36	3-28
Turnovers	2	3
Fumbles lost	1	2
Interceptions Thrown	1	1
Defensive / Sp Teams TDs	1	0
Possession	29:28	30:32
Sacks	0-0	2-16
PAT Kicks	4-4	2-2
Field Goals	1-1	0-1

BYU Top Passing

	C-Att-Int	Yds	Y/A	Lng	TD	Sack	Effic
Taysom Hill	17-31-1	278	9.0	60	3	2	155.65
Ammon Olsen	0-1-0	0	0.0	0	0	0	0.0

BYU Top Rushers

	No	Gain	Loss	Net	Avg	Lng	TD
Jamaal Williams	14	82	3	79	5.6	44	0
Algernon Brown	16	47	2	45	2.8	9	0
Paul Lasike	8	26	0	26	3.3	6	0

BYU Top Receivers

	No	Yds	Avg	Lng	TD
Mitch Mathews	5	112	22.4	43	3
Skyler Ridley	4	38	9.5	13	0
Cody Hoffman	3	41	13.7	20	0

BYU Top Defensive Marks

	Tot	Solo	Sacks	TFL/Y	PBU	FF	QBH
Uani 'Unga	17	5	0.0	0	0	1	0
Robertson Daniel	10	7	0.0	0	1	0	0
Kyle Van Noy	5	2	0.0	1/5	1	0	1

GEORGIA TECH

10.12.13 PROVO, UTAH (ESPN) ATT: 60,320

Taysom Hill, Jamaal Williams and Algernon Brown each scored rushing touchdowns to lead the Cougars past Georgia Tech's rushing attack 38-20 Saturday night at LaVell Edwards Stadium.

BYU (4-2) opened the scoring in the first quarter as Taysom Hill hit Cody Hoffman down the middle of the field for a 45-yard touchdown pass. Hoffman made the grab over his shoulder, while going down to his knees.

The catch tied Hoffman for second in career touchdown receptions at BYU. Right before half, Hoffman moved into a tie with All-American Dennis Pitta for the career lead in receptions at BYU with 221.

Georgia Tech (3-3, 2-2 ACC) answered back on its next possession, taking six plays to go 70 yards. Yellow Jacket quarterback Vad Lee scored from the 2-yard line. Jamaal Williams and the Cougars took back the lead on a two-yard rush of their own with 5:47 left in the first quarter. Williams finished the game with 86 yards on 17 carries and another 11 yards on two receptions.

The teams traded field goals, before Taysom Hill led an eight-play, 55-yard drive to add to the lead. Hill dove in from the 1-yard line for his first rushing touchdown of the game. Hill entered halftime having thrown for 226 yards on 16-of-20 passing, plus another 72 yards rushing. Hill finished 19-of-27 for 244 yards and the one touchdown. He ran for 65 yards on 15 carries and the one rushing touchdown.

In the fourth quarter, Alani Fua put points on the board for the Cougars as he returned an interception 51 yards to make it 30-13. It was his second career interception and the second straight game where BYU returned an interception for a touchdown.

BYU added to its lead with a 15-yard touchdown run by Algernon Brown with 3:11 left in the game. It was his first career touchdown.

With 53 seconds left in the game, Georgia Tech's backup quarterback Justin Thomas found Deon Hill for a five-yard touchdown reception for the Yellow Jackets' only points in the second half.

The BYU defense kept Georgia Tech out of the end zone for 51 minutes between touchdowns. Austen Jorgensen, Blake Morgan and Uani ' Unga each finished in double digits in tackles, while Kyle Van Noy recorded six tackles, two sacks and three tackles for loss. In Spencer Hadley's return from a three-game suspension, he recorded three tackles, a sack, 1.5 tackles for loss and a fumble recovery.

GT	7	6	0	7	20
BYU	14	10	0	14	38

Scoring Summary						
FIRST QUARTER					GT	BYU
BYU	TD	10:26	Cody Hoffman 45 Yd Pass From Taysom Hill (Justin Sorensen Kick)		0	7
GT	TD	07:30	V Lee 2 Yd Rush (H Butker Kick)		7	7
BYU	TD	05:47	Jamaal Williams 2 Yd Rush (Justin Sorensen Kick)		7	14
SECOND QUARTER					GT	BYU
GT	FG	13:32	H Butker 37 Yd		10	14
BYU	FG	08:44	Justin Sorensen 23 Yd		10	17
BYU	TD	04:53	Taysom Hill 1 Yd Rush (Justin Sorensen Kick)		10	24
GT	FG	00:59	H Butker 44 Yd		13	24
FOURTH QUARTER					GT	BYU
BYU	TD	11:01	Alani Fua 51 Yd Int (Justin Sorensen Kick)		13	31
BYU	TD	03:11	Algernon Brown 15 Yd Rush (Justin Sorensen Kick)		13	38
GT	TD	00:53	D Hill 5 Yd Pass From J Thomas (H Butker Kick)		20	38

TEAM STAT COMPARISON

	BYU	GT
1st Downs	26	18
Passing 1st Downs	13	6
Rushing 1st Downs	11	12
1st Downs from Penalties	2	0
3rd Down Efficiency	3-10	10-20
4th Down Efficiency	0-0	0-1
Total Yards	433	400
Passing	244	163
Comp-Att-Int	19-27-0	11-24-1
Average per attempt	90	6.8
Average per completion	12.8	14.8
Rushing	189	237
Rush Attempts	42	52
Yards per attempt	4.5	4.6
Red Zone (Made-Att)	4-4	3-4
Penalties	8-60	10-76
Turnovers	0	2
Fumbles Lost	0	1
Possession	23:17	36:43
Sacks	4-29	3-21
PAT Kicks	5-5	2-2
Field Goals	1-2	2-3

BYU Top Passing							
	C-Att-Int	Yds	Y/A	Lng	TD	Sack	Effic
Taysom Hill	19-27-0	244	9.0	45	1	3	158.50

BYU Top Rushers							
	No	Gain	Loss	Net	Avg	Lng	TD
Jamaal Williams	17	89	3	86	5.1	34	1
Taysom Hill	15	87	22	65	4.3	18	1
Algernon Brown	3	24	0	24	8.0	15	1

BYU Top Receivers						
	No	Yds	Avg	Lng	TD	
JD Falslev	6	69	11.5	20	0	
Cody Hoffman	5	99	19.8	45	1	
Devin Mahina	2	17	8.5	13	0	

BYU Top Defensive Marks							
	Tot	Solo	Sacks	TFL/Y	PBU	FF	QBH
Austen Jorgensen	11	6	0.0	1/1	0	0	1
Blake Morgan	10	8	0.0	0	0	0	0
Kyle Van Noy	6	5	3.0	3/20	0	0	0



GAME 7

HOUSTON

10.19.13 HOUSTON, TEXAS (ESPNEWS) ATT: 33,115

BYU	24	10	0	13	47
UH	21	17	2	6	46

Taysom Hill hit Skyler Ridley for a touchdown with just over a minute left in the fourth quarter to give BYU a 47-46 win over Houston at Reliant Stadium on Saturday afternoon.

BYU received the ball with 1:50 left at midfield. Hill hit Skyler Ridley for 28 yards down the left sideline on the first play of the drive. After two rushing plays, Hill hit Ridley again for an 11-yard touchdown to put BYU up 47-46 with 1:08 left in the fourth quarter. The blue Cougars tried a two-point conversion, but were stopped short of the goal line.

Alani Fua sealed the win with an interception in his second straight game. Hill ran for a first down to run the clock out to preserve the win.

BYU (5-2) gained 683 yards of total offense and set school records with 41 first downs and 115 total plays. The 115 plays tie an FBS single game record as well. Houston (5-1) lost for the first time this season.

Hill finished 29 for 44 for a career-high 417 yards passing and a career-high four touchdowns. He also added 128 yards rushing on 34 attempts to be the first player to rush for 100 yards against Houston this season.

Cody Hoffman moved into first place for BYU career receptions (228) with his seven-catch, 156-yard performance. He tied the school record for career touchdown receptions of 30 with his TD grab in the fourth quarter. This marks the 16th career 100-yard receiving game.

The game turned into a track meet in the first half as Houston led 38-34. Both teams combined for 102 plays, 701 yards and 38 first downs.

For the second straight game, BYU intercepted its opponent's first pass of the game. Making his first start since the second game

TEAM STAT COMPARISON

	BYU	OSU
1st Downs	41	23
Passing 1st Downs	21	13
Rushing 1st Downs	15	5
1st Downs from Penalties	5	5
3rd Down Efficiency	7-21	5-16
4th Down Efficiency	1-2	0-0
Total Yards	681	483
Passing	417	435
Comp-Att-Int	29-44-3	31-47-3
Average per attempt	9.5	9.3
Average per completion	14.4	14.0
Rushing	264	48
Rush Attempts	71	29
Yards per attempt	3.7	1.7
Red Zone (Made-Att)	7-8	3-4
Penalties	14-125	10-88
Turnovers	3	3
Fumbles lost	0	0
Interceptions Thrown	3	3
Defensive / Special Teams	0	2
Possession	33:57	26:03
Sacks	3-35	8-66
PAT Kicks	5-5	5-5
Field Goals	2-2	1-3

Scoring Summary

FIRST QUARTER				BYU	UH
BYU	TD	14:05	Jamaal Williams 15 Yd Rush (Justin Sorensen Kick)	7	0
BYU	FG	10:03	Justin Sorensen 41 Yd	10	0
UH	TD	09:47	Demcarcus Ayers 95 Ko (Richie Leone Kick)	10	7
BYU	TD	08:10	Ross Apo 11 Yd Pass From Taysom Hill (Justin Sorensen Kick)	17	7
UH	TD	07:02	Xavier Maxwell 69 Yd Pass From Greg Ward Jr. (Richie Leone Kick)	17	14
UH	TD	05:57	D Mathews 29 Yd Int (Richie Leone Kick)	17	21
BYU	TD	03:13	Ross Apo 18 Yd Pass From Taysom Hill (Justin Sorensen Kick)	24	21
SECOND QUARTER				BYU	UH
UH	FG	11:11	Richie Leone 29 Yd	24	24
UH	TD	09:38	D Greenberry 6 Yd Pass From John O'Korn (Richie Leone Kick)	24	31
BYU	TD	03:57	Jamaal Williams 1 Yd Rush (Justin Sorensen Kick)	31	31
UH	TD	01:31	Daniel Spencer 41 Yd Pass From John O'Korn (Richie Leone Kick)	31	38
BYU	FG	00:00	Justin Sorensen 20 Yd	34	38
THIRD QUARTER				BYU	UH
UH	SA	01:18		34	40
FOURTH QUARTER				BYU	UH
BYU	TD	12:57	Cody Hoffman 25 Yd Pass From Taysom Hill (Justin Sorensen Kick)	41	40
UH	TD	05:20	D Greenberry 10 Yd Pass From John O'Korn	41	46
BYU	TD	01:08	Skyler Ridley 11 Yd Pass From Taysom Hill	47	46

BYU Top Passing

	C-Att-Int	Yds	Y/A	Lng	TD	Sack	Effic
Taysom Hill	29-44-3	417	9.5	53	4	8	161.88

BYU Top Rushers

	No	Gain	Loss	Net	Avg	Lng	TD
Taysom Hill	34	194	66	128	3.8	16	0
Jamaal Williams	17	84	1	83	4.9	15	2
Adam Hine	12	57	2	55	4.6	13	0

BYU Top Receivers

	No	Yds	Avg	Lng	TD
Cody Hoffman	7	156	22.3	53	1
Skyler Ridley	7	90	12.9	28	1
Ross Apo	4	41	10.3	18	2

BYU Top Defensive Marks

	Tot	Solo	Sacks	TFL/Y	PBU	FF	QBH
Uani 'Unga	13	7	0.0	1/3	0	0	0
Spencer Hadley	8	3	0.0	1/1	0	0	0
Robertson Daniel	6	5	1.0	1/12	0	0	0

BOISE STATE

10.25.13 PROVO, UTAH (ESPN) ATT: 62,954

Cody Hoffman became the all-time career touchdown receptions leader to lead BYU to a 37-20 victory against Boise State Friday night at LaVell Edwards Stadium.

BYU stopped the Boise State for the sixth-straight time (including the game last season) on fourth down on Boise State's opening drive of the game to get the ball. BYU drove the length of the field before a missed 37-yard field goal kept the score tied at 0-0.

A three-and-out by the Cougar defense gave the ball back to BYU. Both Kyle Van Noy and Fua had pass breakups to keep the Broncos from moving more than two yards.

The Cougar offense took over on its own 16-yard line, and Hill scampered in from 20 yards out for his 12th rushing touchdown of his career to put BYU up 7-0 with just under seven minutes left in the first quarter. On the drive, Hill hit JD Falslev twice for 25 yards and Kaneakua Friel once for 22 yards to put the Cougars deep into Boise State territory and set up the TD run by Hill.

After a second three-and-out in the first quarter by Boise State, Justin Sorensen nailed a 28-yard field goal as the first play of the second quarter to put BYU up 10-0.

Two drives later, Boise State scored its first point of the game on a 33-yard field goal to bring the score to 10-3 with just under five minutes left in the second quarter.

Four plays later, BYU increased its lead to 17-3 when Hill hit Ross Apo for a 37-yard scoring strike. A play earlier, Hill hit Hoffman for a 35-yard pass on 3rd-and-5 to move the ball into Boise State territory.

BSU	0	3	10	7	20
BYU	7	17	10	3	37

Scoring Summary						
FIRST QUARTER					BSU	BYU
BYU	TD	06:46	Taysom Hill 20 Yd Rush (Justin Sorensen Kick)		0	7
SECOND QUARTER					BSU	BYU
BYU	FG	14:55	Justin Sorensen 28 Yd		0	10
BSU	FG	04:50	Dan Goodale 33 Yd		3	10
BYU	TD	03:45	Ross Apo 37 Yd Pass From Taysom Hill (Justin Sorensen Kick)		3	17
BYU	TD	00:44	Cody Hoffman 4 Yd Pass From Taysom Hill (Justin Sorensen Kick)		3	24
THIRD QUARTER					BSU	BYU
BSU	FG	10:50	Dan Goodale 34 Yd		6	24
BYU	TD	08:50	Mitch Mathews 40 Yd Pass From Taysom Hill (Justin Sorensen Kick)		6	31
BSU	TD	03:44	Grant Hedrick 5 Yd Rush (Dan Goodale Kick)		13	31
BYU	FG	01:09	Justin Sorensen 34 Yd		13	34
FOURTH QUARTER					BSU	BYU
BSU	TD	10:23	Troy Ware 14 Yd Pass From Grant Hedrick (Dan Goodale Kick)		20	34
BYU	FG	07:09	Justin Sorensen 41 Yd		20	37

TEAM STAT COMPARISON		
	BYU	BSU
1st Downs	28	23
Passing 1st Downs	15	14
Rushing 1st Downs	12	8
1st Downs from Penalties	1	1
3rd Down Efficiency	7-19	8-18
4th Down Efficiency	1-1	2-5
Total Yards	568	499
Passing	339	285
Comp-Att-Int	27-41-0	29-46-1
Average per attempt	8.3	6.2
Average per completion	12.6	9.8
Rushing	229	214
Rush Attempts	50	44
Yards per attempt	4.6	4.9
Red Zone (Made-Att)	4-5	4-5
Penalties	7-55	5-39
Turnovers	0	4
Fumbles lost	0	3
Interceptions Thrown	0	1
Defensive / Special Teams	0	0
Possession	32:35	27:25
Sacks	2-2	2-4

The Cougar defense responded the same way as the offense did,

recording a big stop four plays later as junior safety Craig Bills forced a fumble that Peck jumped on to give BYU the ball on the Boise State 47-yard line.

It only took six plays for the offense to capitalize on the turnover. Hill hit Hoffman in the back corner of the end zone to put BYU up 24-3. On the play, Hoffman ripped the ball away from the corner for his 31st career touchdown reception to become the all-time TD reception leader at BYU.

BYU Top Passing							
	C-Att-Int	Yds	Y/A	Lng	TD	Sack	Effc
Taysom Hill	27-41-0	339	8.3	40	3	2	159.45

BYU Top Rushers							
	No	Gain	Loss	Net	Avg	Lng	TD
Jamaal Williams	21	114	7	107	5.1	18	0
Taysom Hill	18	76	7	69	3.8	20	1
Paul Lasike	6	31	0	31	5.2	13	0

BYU Top Receivers					
	No	Yds	Avg	Lng	TD
Mitch Mathews	4	66	16.5	40	1
Cody Hoffman	4	57	14.3	35	1
Devin Mahina	4	40	10.0	18	0

BYU Top Defensive Marks							
	Tot	Solo	Sacks	TFL/Y	PBU	FF	QBH
Uani ' Unga	17	6	0.0	1/1	1	1	0
Spencer Hadley	12	7	0.0	0	0	0	0
Alani Fua	12	6	0.0	0.5/1	1	0	0



GAME 9

No. 21 WISCONSIN

11.9.13 MADISON, WISC. (ESPN) ATT: 80,191

BYU	3	0	7	7	17
WIS	7	10	3	7	27

Wide receiver *Cody Hoffman* set BYU football's career receiving record, but the Cougars were unable to stop No. 21/22 Wisconsin's ground game on the way to a 27-17 loss at Camp Randall Stadium on Saturday.

Scoring Summary

FIRST QUARTER				BYU	WIS
WIS	TD	10:20	James White 4 Yd Rush (Jack Russell Kick)	0	7
BYU	FG	02:40	Justin Sorensen 31 Yd	3	7
SECOND QUARTER				BYU	WIS
WIS	FG	03:34	Jack Russell 38 Yd	3	10
WIS	TD	00:14	James White 5 Yd Pass From Joel Stave (Jack Russell Kick)	3	17
THIRD QUARTER				BYU	WIS
WIS	FG	10:36	Jack Russell 26 Yd	3	20
BYU	TD	09:04	Cody Hoffman 34 Yd pass From Taysom Hill (Justin Sorensen Kick)	10	20
FOURTH QUARTER				BYU	WIS
WIS	TD	13:51	James white 14 Yd Rush (Jack Russell Kick)	10	27

BYU (6-3) was led by Hoffman's seven receptions for 113 yards and two touchdowns. Hoffman also tied Austin Collie's record of 17 100-yard receiving games. Quarterback Taysom Hill was 19-41 for 207 yards and two touchdowns.

BYU looked to gain momentum after Hill hit Hoffman on a 34-yard touchdown reception to put the score at 20-10 with 9:04 left in the third quarter. With the reception, Hoffman became BYU's career leader in receiving yards. The defense forced Wisconsin off the field on its next series, but BYU was unable to capitalize to bring the score any closer.

Wisconsin never relinquished the lead after scoring on its first drive of the day behind its strong running game, going 76 yards in 11 plays.

After a BYU interception, sophomore linebacker Jherremya Leuta-Douyere, who came in for an injured Spencer Hadley, made his presence felt by forcing a fumble that was recovered by safety Craig Bills. The Cougar offense took advantage, using a good mix of passes and runs to get on the board on a 31-yard field goal from kicker Justin Sorensen to put the score at 7-3.

After a BYU punt on its next possession, Van Noy had an interception fall into his lap after a big hit from safety Daniel Sorensen separated the ball from the Wisconsin tight end. BYU was unable to capitalize on the turnover, and Wisconsin drove down and hit a 38-yard field goal to go back up by seven in the second quarter.

After another BYU three-and-out, Wisconsin ended the half with a short touchdown throw to James White to go up 17-3.

TEAM STAT COMPARISON

	BYU	WIS
1st Downs	20	21
Passing 1st Downs	10	10
Rushing 1st Downs	9	11
1st Downs from Penalties	1	0
3rd Down Efficiency	7-19	7-17
4th Down Efficiency	1-1	1-1
Total Yards	370	425
Passing	207	196
Comp-Att-Int	19-42-1	23-32-1
Average per attempt	4.9	6.1
Average per completion	10.9	8.5
Rushing	163	229
Rush Attempts	39	45
Yards per attempt	4.2	5.1
Red Zone (Made-Att)	2-2	5-5
Penalties	6-35	2-10
Turnovers	1	2
Fumbles lost	0	1
Interceptions Thrown	1	1
Defensive / Special Teams	0	0
Possession	23:58	36:02
Sacks	1-5	4-13
PAT Kicks	2-2	3-3
Field Goals	1-1	2-2

A big punt return by Wisconsin at the start of the second half set up a 26-yard field goal to give the Badgers a 20-3 lead.

At the beginning of the fourth quarter, Wisconsin crossed into the end zone to go up 27-10. BYU scored the final touchdown of the game on a five-yard slant in the back of the end zone to Hoffman with 3:12 remaining in the fourth. Any comeback hopes were ended when Wisconsin recovered the ensuing onside kick.

BYU Top Passing

	C-Att-Int	Yds	Y/A	Lng	TD	Sack	Effic
Taysom Hill	19-41-1	207	5.0	34	2	4	99.97

BYU Top Rushers

	No	Gain	Loss	Net	Avg	Lng	TD
Jamaal Williams	14	77	1	76	5.4	23	0
Taysom Hill	17	66	13	53	3.1	13	0
Paul Lasike	4	31	2	29	7.3	13	0

BYU Top Receivers

	No	Yds	Avg	Lng	TD
Cody Hoffman	7	113	16.1	34	2
Kaneakua Friel	3	22	7.3	12	0
Jamaal Williams	2	14	7.0	13	0

BYU Top Defensive Marks

	Tot	Solo	Sacks	TFL/Y	PBU	FF	QBH
Uani ' Unga	15	7	0.0	0	0	0	0
Daniel Sorensen	9	5	0.0	0.5/1	1	0	0
Kyle Van Noy	8	5	0.0	2/12	0	0	0

IDAHO STATE

11.16.13 PROVO, UTAH (BYUTV) ATT: 58,645

Jamaal Williams and Adam Hine combined for 272 yards and four touchdowns to lead BYU football to a 59-13 win over Idaho State at LaVell Edwards Stadium on senior night.

BYU (7-3) amassed 578 yards of total offense, including 421 yards on the ground, and held Idaho State (3-8, 1-6 Big Sky) to 287 yards of total offense.

BYU received the opening kickoff and drove 60 yards over 12 plays to take an early 7-0 lead on a two-yard run by Williams. On the drive, the Cougars registered four first downs, and Hill opened the game hitting his first four passes and spreading the ball out to three different receivers.

Idaho State intercepted Hill on BYU's next drive and used a series of run and pass plays to get the ball down to the 5-yard line. A pass interference penalty on third down gave the Bengals first-and-goal from the 2-yard line before having to settle for a field goal.

Williams increased the Cougar lead 14-3 on a career-long 70-yard touchdown the next time BYU had the ball. The long run came on fourth-and-1 and Williams took the ball up the middle and ran almost untouched into the end zone.

BYU forced Idaho State to punt for the third time in the first quarter and took over on offense from the Bengals' 49-yard line. Four plays later, Hill found senior Skyler Ridley for a 36-yard touchdown pass to increase the lead to 21-3 just 30 seconds into the second quarter. The touchdown grab was a career-long for Ridley.

The Cougars scored two touchdowns in 52 seconds to take a 35-3 lead with just over nine minutes left in the second quarter. Williams tied his career-high with his third rushing touchdown of the game, and Bronson Kaufusi returned an interception 12 yards for his first career interception and touchdown.

Hill found senior Richard Wilson alone in the back of the end zone for a 15-yard touchdown pass, and freshman Algernon Brown ran it in from 23 yards out to give BYU a 49-3 lead just before the end of the first half.

On the first play of the second half for BYU, Hine went off the right tackles and ran 64 yards to the end zone for his first career touchdown to put the Cougars up 56-3.

Senior Justin Sorensen added a 26-yard field goal in the third quarter, and Idaho State scored a touchdown and kicked a field goal for the final score of 59-13.

ISU	3	0	7	3	13
BYU	14	35	10	0	59

Scoring Summary

FIRST QUARTER				ISU	BYU
BYU	TD	11:30	Jamaal Williams 2 Yd Rush (Justin Sorensen Kick)	0	7
ISU	FG	08:00	Brendon Garcia 21 Yd	3	7
BYU	TD	07:00	Jamaal Williams 70 Yd Rush (Justin Sorensen Kick)	3	14
SECOND QUARTER				ISU	BYU
BYU	TD	14:33	Skyler Ridley 36 Yd Pass From Taysom Hill (Justin Sorensen Kick)	3	21
BYU	TD	09:59	Jamaal Williams 15 Yd Rush (Justin Sorensen Kick)	3	28
BYU	TD	09:07	Bronson Kaufusi 12 Yd Int (Justin Sorensen Kick)	3	35
BYU	TD	03:00	Richard Wilson 15 Yd Pass From Taysom Hill (Justin Sorensen Kick)	3	42
BYU	TD	00:17	Algernon Brown 23 Yd Rush (Justin Sorensen Kick)	3	49
THIRD QUARTER				ISU	BYU
BYU	TD	14:01	Adam Hine 64 Yd Rush (Justin Sorensen Kick)	3	56
ISU	TD	06:33	Luke Austin 6 Yd Pass From Justin Arias (Brendon Garcia Kick)	10	56
BYU	FG	00:48	Justin Sorensen 26 Yd	10	59
FOURTH QUARTER				ISU	BYU
ISU	FG	07:06	Brendon Garcia 26 Yd	13	59

TEAM STAT COMPARISON

	BYU	ISU
1st Downs	22	22
Passing 1st Downs	9	10
Rushing 1st Downs	13	8
1st Downs from Penalties	0	4
3rd Down Efficiency	6-13	8-24
4th Down Efficiency	1-1	3-3
Total Yards	578	287
Passing	157	128
Comp-Att-Int	12-23-3	25-57-1
Average per attempt	6.8	2.2
Average per completion	13.1	5.1
Rushing	421	159
Rush Attempts	46	41
Yards per attempt	9.2	3.9
Red Zone (Made-Att)	4-6	3-3
Penalties	8-67	2-14
Turnovers	3	3
Fumbles lost	0	2
Interceptions Thrown	3	1
Defensive / Special Teams	1	0
Possession	24:19	35:41
Sacks	4-28	1-5
PAT Kicks	8-8	1-1

BYU Top Passing							
	C-Att-Int	Yds	Y/A	Lng	TD	Sack	Effic
Taysom Hill	11-19-3	153	8.1	36	2	0	128.69
Ammon Olsen	1-2-0	4	2.0	4	0	0	66.80

BYU Top Rushers							
	No	Gain	Loss	Net	Avg	Lng	TD
Adam Hine	10	142	1	141	14.1	64	1
Jamaal Williams	13	133	2	131	10.1	70	3
Algernon Brown	8	61	0	61	7.6	23	1

BYU Top Receivers					
	No	Yds	Avg	Lng	TD
Skyler Ridley	4	86	21.5	36	1
Cody Hoffman	2	27	13.5	20	0
Richard Wilson	1	15	15.0	15	1

BYU Top Defensive Marks							
	Tot	Solo	Sacks	TFL/Y	PBU	FF	QBH
Mike Hague	7	4	0.0	0	2	0	0
Kai Nacua	6	6	0.0	2/13	2	0	0
Michael Davis	5	4	0.0	1/24	1	0	0



GAME 11

NOTRE DAME

11.23.13 SOUTH BEND, IND. (NBC) ATT: 80,795

BYU	7	0	6	0	13
ND	13	3	3	3	23

BYU football lost 23-13 to Notre Dame on a cold and snowy Saturday at Notre Dame Stadium.

BYU (7-4) trailed 17-7 at halftime and was unable to make up the difference in the second half as Notre Dame (8-3) kept the Cougars out of the end zone in the third and fourth quarters.

Scoring Summary

FIRST QUARTER				BYU	ND
ND	TD	10:11	Daniels 61 Yd Pass From Rees (Brindza Kick)	0	7
BYU	TD	06:48	JD Falslev 7 Yd Pass From Taysom Hill (Justin Sorensen Kick)	7	7
ND	TD	04:43	Folston 2 Yd Rush (Brindza Kick)	7	14
SECOND QUARTER				BYU	ND
ND	FG	07:35	Brindza 26 Yd	7	17
THIRD QUARTER				BYU	ND
ND	FG	12:48	Brindza 26 Yd	7	20
BYU	FG	08:20	Justin Sorensen 31 Yd	10	20
BYU	FG	00:39	Justin Sorensen 37 Yd	13	20
FOURTH QUARTER				BYU	ND
ND	FG	06:53	Bridnza 51 Yd	13	23

Taysom Hill finished the game with 168 yards and one touchdown through the air and 101 yards on the ground. Hill became the first quarterback in BYU history to run and throw for more than 1,000 yards in the same season. Running back Paul Lasike ran for a career-high 101 yards on four carries and Jamaal Williams added 43 yards on the ground.

Uani ' Unga finished the game with a career-high 19 tackles. That gives Unga a school-record (since 2000) 125 tackles on the season and the 19 tackles are a BYU record for tackles in a game. Craig Bills also had a career-high 15 tackles.

Notre Dame got on the board first 7-0 on a 61-yard pass from Tommy Rees to DaVaris Daniels on the opening drive of the game for the Irish.

The BYU offense responded with a scoring drive of its own to tie the game at 7-7. The Cougars used an array of passes and runs to march down the field and went 4-for-4 on third downs to keep the drive alive. Senior JD Falslev returned to action after breaking his hand in October to catch a seven-yard pass from Hill for the score.

On its next two drives, Notre Dame scored a touchdown and kicked a field goal to increase its lead to 17-7 with just over 7:30 left in the second quarter.

After Notre Dame opened the second half with a 43-yard run to the BYU 18-yardline, the Cougar defense held tough and forced the Irish to kick a field goal. The 26-yarder put Notre Dame up 20-7.

After a long kickoff return was called back due to a penalty, the BYU offense took over from its own 8-yard line and drove down to kick a field goal, making it a two-possession game at 20-10. On the drive, Lasike busted off a 40-yard run up the middle for BYU's longest play of the game up to that point.

A big stop on fourth down gave the ball and momentum back to the Cougars. Hill led the offense down the field while running for 22 yards on three carries and 32 yards passing on three completions to get the ball down to the Irish's 9-yard line. Justin Sorensen nailed his second field goal of the game to make it a one-possession game at 20-13.

Notre Dame moved down the field and was threatening to score before Craig Bills made a one-handed interception in the end zone to keep the Irish from scoring and the score 20-13.

The Cougars were unable to capitalize on the turnover and had to punt the ball after five plays, and Notre Dame pushed it back to a two-possession game on a 51-yard field goal

TEAM STAT COMPARISON

	BYU	ND
1st Downs	23	24
Passing 1st Downs	12	10
Rushing 1st Downs	11	11
1st Downs from Penalties	0	3
3rd Down Efficiency	11-20	8-16
4th Down Efficiency	0-2	0-2
Total Yards	415	470
Passing	168	235
Comp-Att-Int	21-36-1	15-28-1
Average per attempt	4.7	8.4
Average per completion	8.0	15.7
Rushing	247	235
Rush Attempts	47	47
Yards per attempt	5.3	5.0
Red Zone (Made-Att)	3-4	3-4
Penalties	6-47	4-25
Turnovers	1	1
Fumbles lost	0	0
Interceptions Thrown	1	1
Defensive / Special Teams	0	0
Possession	26:09	33:51
Sacks	0-0	2-13
PAT Kicks	1-1	2-2
Field Goals	2-3	3-3

BYU Top Passing

	C-Att-Int	Yds	Y/A	Lng	TD	Sack	Effic
Taysom Hill	21-36-1	168	4.7	15	1	2	101.14

BYU Top Rushers

	No	Gain	Loss	Net	Avg	Lng	TD
Paul Lasike	4	101	0	101	25.3	46	0
Taysom Hill	24	115	14	101	4.2	16	0
Jamaal Williams	18	44	1	43	2.4	9	0

BYU Top Receivers

	No	Yds	Avg	Lng	TD
Skyler Ridley	6	52	8.7	12	0
Cody Hoffman	5	49	9.8	15	0
JD Falslev	4	27	6.8	7	1

BYU Top Defensive Marks

	Tot	Solo	Sacks	TFL/Y	PBU	FF	QBH
Uani ' Unga	19	5	0.0	1/3	0	0	0
Craig Bills	15	4	0.0	1.5/2	1	0	0
Daniel Sorensen	6	3	0.0	1/1	0	0	0

GAME 12

NEVADA

11.30.13 RENO, NEV. (CBSSPORTS) ATT: 21,540

Jamaal Williams ran for a career-high 219 yards and one touchdown to lead BYU to a 28-23 win over Nevada on the road Saturday afternoon.

The Cougars (8-4) were held to just 150 yards of offense and zero points in the first half but exploded for 342 yards and 28 points to hold on for the win. Nevada (4-8, 3-5 MW) made it a five-point game with just under three minutes left in the fourth quarter but was unable to get any closer.

After both teams combined to punt on the final five drives of the first half, BYU and Nevada scored on the opening three drives of the second half.

Williams got BYU on the board on the second play of the second half to even the score at 7-7. Williams ran untouched for 66 yards off the left tackle and down the middle of the field for his second-longest run of the season.

On its next possession, Nevada scored and jumped ahead 14-7. The drive was kept alive when BYU was assessed a penalty on fourth down that gave the Wolf Pack an automatic first down.

BYU responded with a nine-play, 80-yard drive that was capped off by a 10-yard touchdown pass from Hill to Kaneakua Friel to tie the game at 14-14 with just over six minutes left in the third quarter. The offense hit its stride in the third quarter as the unit recorded three first downs and ran for 57 yards on seven carries.

Hill found JD Falslev in the left corner of the end zone to give the Cougars their first lead of the game at 21-14 just 10 seconds into the fourth quarter. BYU converted four first downs on the drive and had four plays of over seven yards, including a 15-yard run by Williams.

The Cougars extended their lead to 28-17 on a 35-yard touchdown run by Hill with six and a half minutes left in the game. On the play, Hill dropped back to pass, but found a seam down the left sideline and ran through a couple of arm tackles on his way to his ninth touchdown of the season.

Nevada took the opening kickoff, drove the length of the field and punched it in from two yards out on a Kendall Brock rush to take a 7-0 lead.

BYU stopped the Wolf Pack on three downs but gave the ball right back to Nevada on a muffed punt. The Cougars defense held strong and forced the home team to settle for a field goal. Logan Taele broke through the line and blocked the kick to keep the score at 7-0.

BYU	0	0	14	14	28
NEV	7	0	7	9	23

Scoring Summary

FIRST QUARTER				BYU	NEV
NEV	TD	12:10	Kendall Brock 2 Yd Rush (Brent Zuzo Kick)	0	7
THIRD QUARTER				BYU	NEV
BYU	TD	14:28	Jamaal Williams 66 Yd Rush (Justin Sorensen Kick)	7	7
NEV	TD	09:34	Cody Fajardo 3 Yd Rush (Brent Zuzo Kick)	7	14
BYU	TD	06:07	Kaneakua Friel 10 Yd Pass From Taysom Hill (Justin Sorensen Kick)	14	14
FOURTH QUARTER				BYU	NEV
BYU	TD	14:50	JD Falslev 3 Yd Pass From Taysom Hill (Justin Sorensen Kick)	21	14
NEV	FG	09:02	Brent Zuzo 24 Yd	21	17
BYU	TD	06:40	Taysom Hill 35 Yd Rush (Justin Sorensen Kick)	28	17
NEV	TD	02:42	B Wimberley 4 Yd Pass From Cody Fajardo	28	23

TEAM STAT COMPARISON

	BYU	NEV
1st Downs	19	26
Passing 1st Downs	2	14
Rushing 1st Downs	16	5
1st Downs from Penalties	1	7
3rd Down Efficiency	6-13	6-14
4th Down Efficiency	1-2	0-0
Total Yards	492	363
Passing	98	259
Comp-Att-Int	14-18-0	23-33-1
Average per attempt	5.4	7.8
Average per completion	7.0	11.3
Rushing	394	104
Rush Attempts	45	47
Yards per attempt	8.8	2.2
Red Zone (Made-Att)	2-2	4-6
Penalties	14-142	4-25
Turnovers	1	1
Fumbles lost	1	0
Interceptions Thrown	0	1
Defensive / Special Teams	0	0
Possession	24:23	35:37
Sacks	4-34	2-19
PAT Kicks	4-4	2-2
Field Goals	0-0	1-2

BYU Top Passing							
	C-Att-Int	Yds	Y/A	Lng	TD	Sack	Effic
Taysom Hill	14-18-0	98	5.4	12	2	2	160.18

BYU Top Rushers							
	No	Gain	Loss	Net	Avg	Lng	TD
Jamaal Williams	15	219	0	219	14.6	66	1
Taysom Hill	26	181	27	154	5.9	35	1
Algernon Brown	1	10	0	10	10.0	10	0

BYU Top Receivers					
	No	Yds	Avg	Lng	TD
Skyler Ridley	3	27	9.0	11	0
JD Falslev	3	12	4.0	5	1
Kaneakua Friel	2	18	9.0	10	1

BYU Top Defensive Marks							
	Tot	Solo	Sacks	TFL/Y	PBU	FF	QBH
Uani ' Unga	11	9	0.0	0.5/1	0	0	0
Mike Hague	8	8	0.0	0	0	0	1
Bronson Kaufusi	6	5	2.0	3/11	0	0	0



GAME 13

WASHINGTON

12.27.13 SAN FRANCISCO, CALIF. (ESPN) ATT: 34,136

BYU	0	16	0	0	16
UW	7	14	7	3	31

Scoring Summary

FIRST QUARTER				BYU	UW
UW	TD	08:55	Bishop Sankey 11 Yd Rush (Travis Coons Kick)	0	7
SECOND QUARTER				BYU	UW
BYU	TD	12:10	Taysom Hill 1 Yd Rush (Justin Sorensen Kick)	7	7
UW	TD	11:57	John Ross 100 Yd Ko (Travis Coons Kick)	7	14
BYU	FG	08:22	Justin Sorensen 45 Yd	10	14
BYU	FG	03:46	Justin Sorensen 31 Yd	13	14
UW	TD	02:36	Bishop Sankey 11 Yd Rush (Travis Coons Kick)	13	21
BYU	FG	00:00	Justin Sorensen 32 Yd	16	21
THIRD QUARTER				BYU	UW
UW	TD	11:12	Seferian Jenkins 16 Yd Pass From Keith Price (Travis Coons Kick)	16	28
FOURTH QUARTER				BYU	UW
UW	FG	07:53	Travis Coons 45 Yd	16	31



BYU fell to Washington 31-16 in the Fight Hunger Bowl at AT&T Park on Friday night.

Washington (9-4, 5-4 Pac-12) scored touchdowns on three of its four trips inside the red zone as BYU (8-5) scored one touchdown and three field goals on its three blue zone trips that contributed to the final margin. The Cougars scored all 16 of their points in the second quarter.

Taysom Hill finished the game throwing for 293 yards and rushing for 133 yards. Cody Hoffman had 12 catches for 167 yards for his 18th 100-yard receiving game in his career to break the record held by Austin Collie. He also broke the BYU record for career all-purpose yards, ending his career with 5,015 and passing Curtis Brown.

Washington got inside the BYU 20-yard line on two of its first three drives of the game, but the Cougar defense held the Huskies to just one touchdown on their opening possession.

After a muffed punt gave Washington the ball on the BYU 22-yard line, the Huskies converted a fourth down and faced another fourth down from the 3-yard line. Kyle Van Noy broke through the line and tackled the Huskies' running back for a nine-yard loss to hold the score at 7-0.

BYU responded by driving the ball 88 yards to tie the game at 7-7

TEAM STAT COMPARISON

	BYU	UW
1st Downs	28	19
Passing 1st Downs	16	8
Rushing 1st Downs	12	11
1st Downs from Penalties	0	0
3rd Down Efficiency	7-20	5-15
4th Down Efficiency	1-3	1-3
Total Yards	473	319
Passing	293	129
Comp-Att-Int	25-50-1	18-27-1
Average per attempt	5.9	4.8
Average per completion	11.7	7.2
Rushing	180	190
Rush Attempts	47	43
Yards per attempt	3.8	4.4
Red Zone (Made-Att)	3-3	3-4
Penalties	5-50	5-24
Turnovers	1	1
Fumbles lost	0	0
Interceptions Thrown	1	1
Defensive / Special Teams	0	1
Possession	32:02	27:58
Sacks	0-0	5-22
PAT Kicks	1-1	4-4
Field Goals	3-4	1-1



on a one-yard run by Hill. The Cougars grabbed the momentum on a fake punt by Daniel Sorensen, and Hill completed his next four passes to move the offense down the field.

BYU Top Passing							
	C-Att-Int	Yds	Y/A	Lng	TD	Sack	Effic
Taysom Hill	25-48-1	293	6.1	23	0	5	99.19
Cody Hoffman	0-1-0	0	0.0	0	0	0	0.00

Washington returned the following kickoff back for a touchdown to take back the lead at 14-7. Two field goals by Justin Sorensen brought the score within one at 14-13, which is a season long.

BYU Top Rushers							
	No	Gain	Loss	Net	Avg	Lng	TD
Taysom Hill	31	157	24	133	4.3	19	1
Jamaal Williams	12	35	4	31	2.6	8	0
Paul Lasike	1	9	0	9	9.0	9	0

A long kickoff return by the Huskies set up Washington's second rushing touchdown of the game to take a 21-13 lead with just over two and a half minutes left in the first half.

BYU Top Receivers					
	No	Yds	Avg	Lng	TD
Cody Hoffman	12	167	13.9	23	0
Skyler Ridley	4	57	14.3	23	0
JD Falslev	4	33	8.3	16	0

Justin Sorensen nailed his third field goal of the game as time expired in the first half to close the gap at 21-16 going into the locker room. On the drive, Hill found Hoffman three times for 41 yards to move the ball into field goal range.

BYU Top Defensive Marks							
	Tot	Solo	Sacks	TFL/Y	PBU	FF	QBH
Craig Bills	9	9	0.0	0	0	0	0
Uani ' Unga	7	4	0.0	0	0	0	0
Kyle Van Noy	7	4	0.0	1.5/9	0	0	0

Washington scored first in the second half after taking the opening drive of the half 62 yards for the score and a 28-16 lead.

An interception by Robertson Daniel deep in the Huskies' territory set BYU up with great field position, but the Cougars were unable to turn the turnover into points as BYU went into the fourth quarter with the ball and trailing 28-16.

Craig Bills led the way on defense with nine tackles, and Van Noy had seven tackles and 1.5 tackles for loss.



2013 All-INDEPENDENT TEAMS

FBS ALL-INDEPENDENT TEAM

OFFENSE

QB	Keenan Reynolds (So.)	Navy
RB	Terry Baggett (Jr.)	Army
RB	Jamaal Williams (So.)	BYU
WR	Dezmon Epps (Jr.)	Idaho
WR	TJ Jones (Sr.)	Notre Dame
TE	Troy Niklas (Jr.)	Notre Dame
OL	Michael Kime (Sr.)	Army
OL	Michael Yeck (Jr.)	BYU
OL	Brady Heap (Jr.)	Navy
OL	Zack Martin (Sr.)	Notre Dame
OL	Chris Watt (Sr.)	Notre Dame

DEFENSE

DL	Eathyn Manumaleuna (Sr.)	BYU
DL	Louis Nix III (Sr.)	Notre Dame
DL	Stephon Tuitt (Jr.)	Notre Dame
LB	Cody Peterson (Sr.)	Navy
LB	Uani 'Unga (Sr.)	BYU
LB	Kyle Van Noy (Sr.)	BYU
LB	Dan Fox (Sr.)	Notre Dame
DB	Daniel Sorensen (Sr.)	BYU
DB	Parrish Gaines (Jr.)	Navy
DB	Davis Cazares (Sr.)	New Mexico State
DB	Bennett Jackson (Sr.)	Notre Dame

SPECIAL TEAMS

PK	Kyle Brindza (Jr.)	Notre Dame
P	Austin Rehkow (Fr.)	Idaho
KR	Adam Hine (So.)	BYU

FBS ALL-INDEPENDENT HONORABLE MENTION (BYU SELECTIONS)

DB Craig Bills (Jr.), QB Taysom Hill (So.), WR Cody Hoffman (Sr.), KR JD Falslev (Sr.), PK Justin Sorensen

Offensive Player of the Year

WR Keenan Reynolds, Navy

Defensive Player of the Year

LB Kyle Van Noy, BYU

Special Teams Players of the Year

P Austin Rehkow, Idaho

Freshman of the Year

LB Jaylon Smith, Notre Dame

PHIL STEELE ALL-INDEPENDENT FIRST TEAM

OFFENSE

QB	Keenan Reynolds	Navy
RB	Jamaal Williams	BYU
RB	Terry Baggett	Army
WR	Dezmon Epps	Idaho
WR	Cody Hoffman	BYU
WR	TJ Jones	Notre Dame
TE	Troy Niklas	Notre Dame
OL	Nick Martin	Notre Dame
OL	Chris Watt	Notre Dame
OL	Michael Yeck	BYU
OL	Michael Kime	Army
OL	Zack Martin	Notre Dame

DEFENSE

DL	Stephon Tuitt	Notre Dame
DL	Louis Nix	Notre Dame
DL	Eathyn Manumaleuna	BYU
DL	QuayShawne Buckley	Idaho
LB	Uani Unga	BYU
LB	Kyle Van Noy	BYU
LB	Dan Fox	Notre Dame
DB	Cody Peterson	Navy
DB	Bennett Jackson	Notre Dame
DB	Daniel Sorensen	BYU
DB	Craig Bills	BYU
DB	Davis Cazares	New Mexico St

SPECIAL TEAMS

K	Kyle Brindza	Notre Dame
P	Austin Rehkow	Idaho
KR	Adam Hine	BYU
PR	JD Falslev	BYU

PHIL STEELE ALL-INDEPENDENT SECOND TEAM

OFFENSE

QB	Tommy Rees	Notre Dame
(QB)	Taysom Hill	BYU
(QB)	Taylor Heinicke	Old Dominion
WR	Austin Franklin	New Mexico St
WR	DaVaris Daniels	Notre Dame
WR	Larry Pinkard	Old Dominion
(WR)	Antonio Vaughan	Old Dominion
OL	Ryan Powis	Army
OL	Stephen Shumaker	Army
OL	Brady Heap	Navy
OL	Davonte Wallace	New Mexico St
OL	Mike Marboe	Idaho

DEFENSE

DL	Maxx Forde	Idaho
DL	Robert Kough	Army
DL	Bronson Kaufusi	BYU
(LB)	Prince Shembo	Notre Dame
LB	Jaylon Smith	Notre Dame
LB	Marc Millan	Idaho
LB	Trashaun Nixon	New Mexico St
LB	Richie Staton	Old Dominion
DB	Parrish Gaines	Navy
DB	Robertson Daniel	BYU
DB	KeiVarae Russell	Notre Dame
DB	Brendon Clements	Navy

SPECIAL TEAMS

K	Justin Sorensen	BYU
P	Pablo Beltran	Navy
KR	George Atkinson III	Notre Dame
PR	TJ Jones	Notre Dame

2013 STATISTICAL COMPARISONS

CATEGORY	BYU	INDY	NCAA
Scoring Off.	30.2	2nd	55th
Scoring Def.	22.1	1st	22nd
Passing Off.	226.3	4th	73rd
Passing Def.	218.9	4th	46th
Rushing Off.	309.75	2nd	10th
Rushing Def.	159.92	1st	57th
Total Off.	493.7	1st	14th
Total Def.	378.8	2nd	48th
Turnover Margin	0.15	2nd	49th
Punting	39.72	4th	93rd
Punt Returns	9.31	1st	45th
Kickoff Returns	24.73	1st	11th

**TEAM STATISTICS**

	BYU	OPP
SCORING	392	287
Points Per Game	30.2	22.1
FIRST DOWNS	325	263
Rushing	161	100
Passing	145	136
Penalty	19	27
RUSHING YARDAGE	3475	2079
Yards gained rushing	3848	2399
Yards lost rushing	373	320
Rushing Attempts	664	538
Average Per Rush	5.2	3.9
Average Per Game	267.3	159.9
TDs Rushing	24	11
PASSING YARDAGE	2942	2846
Comp-Att-Int	237-447-14	279-490-13
Average Per Pass	6.6	5.8
Average Per Catch	12.4	10.2
Average Per Game	226.3	218.9
TDs Passing	19	19
TOTAL OFFENSE	6417	4925
Total Plays	1111	1028
Average Per Play	5.8	4.8
Average Per Game	493.6	378.8
KICK RETURNS: #-Yards	44-1088	41-1028
PUNT RETURNS: #-Yards	36-335	28-218
INT RETURNS: #-Yards	13-143	14-139
KICK RETURN AVERAGE	24.7	25.1
PUNT RETURN AVERAGE	9.3	7.8
INT RETURN AVERAGE	11.9	9.9
FUMBLES-LOST	17-7	17-10
PENALTIES-Yards	102-863	70-530
Average Per Game	66.4	40.8
PUNTS-Yards	85-3376	95-4006
Average Per Punt	39.7	42.2
Net punt average	34.6	38.0
KICKOFFS-Yards	80-5043	64-3923
Average Per Kick	63.0	61.3
Net kick average	38.6	36.9
TIME OF POSSESSION/G	27:47	32:13
3RD-DOWN Conversions	87/231	84/233
3rd-Down Pct	38%	36%
4TH-DOWN Conversions	11/21	8/23
4th-Down Pct	52%	35%
SACKS BY-Yards	24-173	38-232
MISC YARDS	26	4
TOUCHDOWNS SCORED	47	33
FIELD GOALS-ATTEMPTS	21-26	18-24
ON-SIDE KICKS	0-1	0-0
RED-ZONE SCORES	(46-56) 82%	(38-47) 81%
RED-ZONE TOUCHDOWNS	(27-56) 48%	(25-47) 53%
PAT-ATTEMPTS	(45-45) 100%	(31-31) 100%
ATTENDANCE	367349	294464
Games/Avg Per Game	6/61225	6/49077
Neutral Site Games		1/34136

**BYU INSIDE THE "BLUE ZONE"**

Date	Opponent	Score	Times	Scored	Tot. Pts.	TD	RushTD	PassTD	FGM	FGA	Downs	Int	Fumb	Half	Game
8/31	at Virginia	16-19	3	3	16	2	1	1	1	0	0	0	0	0	0
9/7	Texas	40-21	6	6	26	2	2	0	4	0	0	0	0	0	0
9/21	Utah	13-20	5	3	13	1	1	0	2	1	1	0	0	0	0
9/27	Middle Tenn.	37-10	5	3	21	3	3	0	0	0	0	0	2	0	0
10/4	at Utah State	31-14	3	2	10	1	0	1	1	0	0	1	0	0	0
10/12	Georgia Tech	38-20	4	4	24	3	3	0	1	0	0	0	0	0	0
10/19	at Houston	47-46	8	7	40	5	2	3	2	0	0	1	0	0	0
10/25	Boise State	37-20	5	4	20	2	1	1	2	1	0	0	0	0	0
11/9	at Wisconsin	17-27	2	2	10	1	0	1	1	0	0	0	0	0	0
11/16	Idaho State	59-13	6	4	24	3	2	1	1	0	0	1	0	1	0
11/23	at Notre Dame	13-23	4	3	13	1	0	1	2	1	0	0	0	0	0
11/30	at Nevada	28-23	2	2	14	2	0	2	0	0	0	0	0	0	0
12/27	vs Washington	16-31	3	3	13	1	1	0	2	0	0	0	0	0	0
TOTALS	46 of 56 (82.1%)		56	46	244	27	16	11	19	3	1	3	2	1	0

OPPONENTS INSIDE THE "BLUE ZONE"

Date	Opponent	Score	Times	Scored	Tot. Pts.	TD	RushTD	PassTD	FGM	FGA	Downs	Int	Fumb	Half	Game
8/31	at Virginia	16-19	2	2	14	2	1	1	0	0	0	0	0	0	0
9/7	Texas	40-21	1	1	7	1	1	0	0	0	0	0	0	0	0
9/21	Utah	13-20	4	4	20	2	0	2	2	0	0	0	0	0	0
9/27	Middle Tenn.	37-10	3	1	7	1	0	1	0	0	1	1	0	0	0
10/4	at Utah State	31-14	2	2	14	2	0	2	0	0	0	0	0	0	0
10/12	Georgia Tech	38-20	4	3	17	2	1	1	1	1	0	0	0	0	0
10/19	at Houston	47-46	4	3	16	2	0	2	1	1	0	0	0	0	0
10/25	Boise State	37-20	5	4	20	2	1	1	2	0	1	0	0	0	0
11/9	at Wisconsin	17-27	5	5	27	3	2	1	2	0	0	0	0	0	0
11/16	Idaho State	59-13	3	3	13	1	0	1	2	0	0	0	0	0	0
11/23	at Notre Dame	13-23	4	3	13	1	1	0	2	0	0	1	0	0	0
11/30	at Nevada	28-23	6	4	23	3	2	1	1	1	0	1	0	0	0
12/27	vs Washington	16-31	4	3	21	3	2	1	0	0	1	0	0	0	0
TOTALS	38 of 47 (80.9%)		47	38	212	25	11	14	13	3	3	3	0	0	0

INTERCEPTIONS

	No.	Yds	Avg	TD	Long
Van Noy, Kyle	2	17	8.5	1	17
Bills, Craig	2	0	0.0	0	0
Fua, Alani	2	48	24.0	1	51
Sorensen, Daniel	2	22	11.0	0	22
Daniel, Robertson	2	29	14.5	0	29
Hadley, Spencer	1	6	6.0	0	6
PoVey, Skye	1	9	9.0	0	9
Kaufusi, Bronson	1	12	12.0	1	12
Total.....	13	143	11.0	3	51
Opponents.....	14	139	9.9	1	29

FUMBLE RETURNS

	No.	Yds	Avg	TD	Long
Bills, Craig	1	0	0.0	0	0
'Unga, Uani	1	12	12.0	0	12
Total.....	2	12	6.0	0	12
Opponents.....	0	0	0.0	0	0

PUNTING									
	No.	Yds	Avg	Long	TB	FC	I20	50+	Blkd
Arellano, Scott	80	3279	41.0	73	10	19	28	13	3
Hill, Taysom	2	48	24.0	35	1	0	0	0	0
Team	3	49	16.3	31	0	0	0	0	0
Total.....	85	3376	39.7	73	11	19	28	13	3
Opponents.....	95	4006	42.2	64	3	32	34	19	0

KICKOFFS					
	No.	Yds	Avg	TB	OB
Sorensen, Justin	80	5043	63.0	37	1
Total.....	80	5043	63.0	37	1
Opponents.....	64	3923	61.3	19	0

KICK RETURNS					
	No.	Yds	Avg	TD	Long
Hine, Adam	31	843	27.2	0	90
Lasike, Paul	10	208	20.8	0	33
Falslev, JD	2	25	12.5	0	21
Holt, Austin	1	12	12.0	0	12
Total.....	44	1088	24.7	0	90
Opponents.....	41	1028	25.1	2	100

PUNT RETURNS					
	No.	Yds	Avg	TD	Long
Falslev, JD	26	253	9.7	1	71
Hoffman, Cody	8	69	8.6	0	23
Ridley, Skyler	2	13	6.5	0	10
Total.....	36	335	9.3	1	71
Opponents.....	28	218	7.8	0	40

FIELD GOALS									
	FGM-FGA	Pct	01-19	20-29	30-39	40-49	50-99	Lg	Blk
Sorensen, Justin	21-26	80.8	0-0	7-8	11-13	3-4	0-1	45	1

FIELD GOAL SEQUENCE () denotes made field goal		
	BYU Cougars	OPPONENTS
Virginia	(36)	(53)
Texas	(34), (32), (36), (24)	-
Utah	34, (32), (31)	(36), (32)
Middle Tennessee	-	(42)
Utah State	(27)	47
Georgia Tech	(23), 52	(37), (44), 42
Houston	(41), (20)	(29), 45, 40
Boise State	35, (28), (34), (41)	(33), (34)
Wisconsin	(31)	(38), (26)
Idaho State	(26)	(21), 46, (26)
Notre Dame	(31), (27), 22	(26), (26), (51)
Nevada	-	38, (24)
Washington	(45), (31), (32), 44	(45)



RUSHING									
	GP	Att	Gain	Loss	Net	Avg	TD	Long	Avg/G
Hill, Taysom	13	246	1595	251	1344	5.5	10	68	103.4
Williams, Jamaal	12	217	1260	27	1233	5.7	7	70	102.8
Lasike, Paul	13	59	356	6	350	5.9	1	46	26.9
Brown, Algernon	13	48	239	5	234	4.9	2	23	18.0
Hine, Adam	12	38	239	15	224	5.9	1	64	18.7
Alisa, Mike	4	32	102	3	99	3.1	3	8	24.8
Moore, AJ	1	2	19	0	19	9.5	0	15	19.0
Falslev, JD	11	1	9	0	9	9.0	0	9	0.8
Pritchard, Iona	9	2	6	1	5	2.5	0	6	0.6
Sorensen, Daniel	13	1	4	0	4	4.0	0	4	0.3
Olsen, Ammon	4	1	4	0	4	4.0	0	4	1.0
Carter, Nate	3	1	1	0	1	1.0	0	1	0.3
Arellano, Scott	13	1	14	16	-2	-2.0	0	0	-0.2
Stewart, Christian	1	1	0	5	-5	-5.0	0	0	-5.0
TEAM	10	14	0	44	-44	-3.1	0	0	-4.4
Total.....	13	664	3848	373	3475	5.2	24	70	267.3
Opponents.....	13	538	2399	320	2079	3.9	11	65	159.9

PASSING								
	G	Effic	Cmp-Att-Int	Pct	Yds	TD	Lng	Avg/G
Hill, Taysom	13	118.15	236-438-14	53.9	2938	19	60	226.0
Olsen, Ammon	4	44.53	1-3-0	33.3	4	0	4	1.0
Team	10	0.00	0-3-0	0.0	0	0	0	0
Stewart, Christian	1-0	0.00	0-2-0	0.0	0	0	0	0.0
Hoffman, Cody	11	0.00	0-1-0	0.0	0	0	0	0
Total.....	13	116.07	237-447-14	53.0	2942	19	60	226.3
Opponents.....	13	113.22	279-490-13	56.9	2846	19	76	218.9

RECEIVING							
	G	No.	Yds	Avg	TD	Long	Avg/G
Hoffman, Cody	11	57	894	15.7	5	53	81.3
Ridley, Skyler	13	39	469	12.0	2	36	36.1
Falslev, JD	11	34	313	9.2	3	27	28.5
Mathew, Mitch	9	23	397	17.3	4	43	44.1
Apo, Ross	12	14	204	14.6	3	52	17.0
Thompson, Brett	8	12	153	12.8	0	30	19.1
Friel, Kaneakua	12	11	128	11.6	1	24	10.7
Mahina, Devin	10	7	64	9.1	0	18	6.4
Lasike, Paul	13	5	30	6.0	0	12	2.3
Henderson, Kurt	11	4	84	21.0	0	60	7.6
Pritchard, Iona	9	3	15	5.0	0	7	1.7
Mathews, Marcus	10	2	19	9.5	0	10	1.9
Hine, Adam	12	2	10	5.0	0	5	0.8
Houk, Terenn	9	2	8	4.0	0	7	0.9
Brown, Algernon	13	2	8	4.0	0	4	0.6
Wilson, Richard	13	1	15	15.0	1	15	1.2
Thornton, Eric	6	1	6	6.0	0	6	1.0
Total.....	13	237	2942	12.4	19	60	226.3
Opponents.....	13	279	2846	10.2	19	76	218.9

ALL-PURPOSE YARDS								
	G	Rush	Rec	PR	KOR	IR	Tot	Avg/G
Williams, Jamaal	12	1233	125	0	0	0	1358	113.2
Hill, Taysom	13	1344	0	0	0	0	1344	103.4
Hine, Adam	12	224	10	0	843	0	1077	89.8
Hoffman, Cody	11	0	894	69	0	0	963	87.5
Falslev, JD	11	9	313	253	25	0	600	54.5
Lasike, Paul	13	350	30	0	208	0	588	45.2
Ridley, Skyler	13	0	469	13	0	0	482	37.1
Mathews, Mitch	9	0	397	0	0	0	397	44.1
Brown, Algernon	13	234	8	0	0	0	242	18.6
Apo, Ross	12	0	204	0	0	0	204	17.0
Thompson, Brett	8	0	153	0	0	0	153	19.1
Friel, Kaneakua	12	0	128	0	0	0	128	10.7
Alisa, Mike	4	99	0	0	0	0	99	24.8
Henderson, Kurt	11	0	84	0	0	0	84	7.6
Mahina, Devin	10	0	64	0	0	0	64	6.4
Fua, Alani	13	0	0	0	0	48	48	3.7
Daniel, Robertson	13	0	0	0	0	29	29	2.2
Sorensen, Daniel	13	4	0	0	0	22	26	2.0
Pritchard, Iona	9	5	15	0	0	0	20	2.2
Moore, AJ	1	19	0	0	0	0	19	19.0
Mathews, Marcus	10	0	19	0	0	0	19	1.9
Van Noy, Kyle	13	0	0	0	0	17	17	1.3
Wilson, Richard	13	0	15	0	0	0	15	1.2
Kaufusi, Bronson	13	0	0	0	0	12	12	0.9
Holt, Austin	13	0	0	0	12	0	12	0.9
PoVey, Skye	12	0	0	0	0	9	9	0.8
Houk, Terenn	9	0	8	0	0	0	8	0.9
Thornton, Eric	6	0	6	0	0	0	6	1.0
Hadley, Spencer	6	0	0	0	0	6	6	1.0
Olsen, Ammon	4	4	0	0	0	0	4	1.0
Carter, Nate	3	1	0	0	0	0	1	0.3
Arellano, Scott	13	-2	0	0	0	0	-2	-0.2
Stewart, Christian	1	-5	0	0	0	0	-5	-5.0
TEAM	10	-44	0	0	0	0	-44	-4.4
Total.....	13	3475	2942	335	1088	143	7983	614.1
Opponents.....	13	2079	2846	218	1028	139	6310	485.4





SCORING				PAT					
	TD	FGs	Kick	Rush	Rcv	Pass	DXP	Saf	Points
Sorensen, Justin	0	21-26	45-45	0-0	0	0-0	0	0	108
Hill, Taysom	10	0-0	0-0	0-0	0	0-1	0	0	60
Williams, Jamaal	7	0-0	0-0	0-0	0	0-0	0	0	42
Hoffman, Cody	5	0-0	0-0	0-0	0	0-0	0	0	30
Mathews, Mitch	4	0-0	0-0	0-0	0	0-0	0	0	24
Falslev, JD	4	0-0	0-0	0-0	0	0-0	0	0	24
Alisa, Mike	3	0-0	0-0	0-0	0	0-0	0	0	18
Apo, Ross	3	0-0	0-0	0-0	0	0-0	0	0	18
Ridley, Skyler	2	0-0	0-0	0-0	0	0-0	0	0	12
Van Noy, Kyle	1	0-0	0-0	0-0	0	0-0	0	1	8
Friel, Kaneakua	1	0-0	0-0	0-0	0	0-0	0	0	6
Wilson, Richard	1	0-0	0-0	0-0	0	0-0	0	0	6
Fua, Alani	1	0-0	0-0	0-0	0	0-0	0	0	6
Lasike, Paul	1	0-0	0-0	0-1	0	0-0	0	0	6
Hine, Adam	1	0-0	0-0	0-0	0	0-0	0	0	6
Kaufusi, Bronson	1	0-0	0-0	0-0	0	0-0	0	0	6
Total.....	47	21-26	45-45	0-1	0	0-1	0	1	392
Opponents.....	33	18-24	31-31	0-0	0	0-2	0	2	287

PAT

SCORING DRIVES															
VIRGINIA				UTAH STATE				BOISE STATE				NOTRE DAME			
QTR	Plays/Yds	T.O.P.	Result	QTR	Plays/Yds	T.O.P.	Result	QTR	Plays/Yds	T.O.P.	Result	QTR	Plays/Yds	T.O.P.	Result
2	5/32	1:26	TD	1	0/0	0:00	TD	1	8/84	1:48	TD	1	12/71	3:23	TD
4	11/92	2:26	TD	1	14/67	3:44	FG	1	14/56	5:06	FG	3	13/80	4:28	FG
4	5/9	1:15	FG	2	4/81	1:15	TD	2	4/77	0:59	TD	3	11/58	3:11	FG
TEXAS				3	10/75	2:54	TD	2	6/47	1:41	TD	NEVADA			
QTR	Plays/Yds	T.O.P.	Result	3	4/71	1:14	TD	3	6/75	2:00	TD	3	2/75	0:32	TD
1	11/60	2:49	FG	GEORIGIA TECH				3	4/14	0:51	FG	3	9/80	3:22	TD
1	3/76	0:58	TD	1	3/62	0:33	TD	4	9/47	3:00	FG	3	13/59	4:07	TD
2	10/75	2:41	TD	1	6/61	1:37	TD	WISCONSIN				4	8/75	2:18	TD
2	9/59	2:26	TD	2	16/70	4:48	FG	QTR	Plays/Yds	T.O.P.	Result	WASHINGTON			
2	9/77	2:52	FG	2	8/55	2:25	TD	1	13/67	3:14	FG	QTR	Plays/Yds	T.O.P.	Result
3	8/79	1:51	TD	4	0/0	0:00	TD	3	6/62	1:25	TD	1	12/88	4:14	TD
3	9/51	2:27	FG	4	6/69	3:35	TD	4	9/57	2:53	TD	2	10/48	3:31	FG
3	7/53	2:29	FG	HOUSTON				IDAHO STATE				2	11/51	3:12	FG
UTAH				1	3/41	0:39	TD	QTR	Plays/Yds	T.O.P.	Result				
3	10/68	3:16	FG	1	8/68	1:27	FG	1	12/60	3:30	TD				
3	13/61	4:00	FG	1	7/75	1:37	TD	1	4/79	0:54	TD				
4	6/44	1:49	TD	1	9/75	2:44	TD	1	5/49	1:16	TD				
MIDDLE TENNESSEE				2	10/76	2:38	TD	2	5/48	1:12	TD				
1	3/10	1:14	TD	2	8/73	1:31	FG	2	0/0	0:00	TD				
2	3/58	0:37	TD	3	9/97	2:17	TD	2	6/67	1:50	TD				
2	7/67	1:27	TD	4	3/48	0:42	TD	2	4/58	0:43	TD				
3	12/60	3:33	TD					3	1/64	0:13	TD				
3	0/0	0:00	TD					3	5/24	2:36	FG				

DEFENSE LEADERS														
		Tackles					Sacks	Pass Defense			Fumbles		Misc.	
		GP-GS	Solo	Ast	Total	TFL/Yds	No-Yards	Int-Yds	BrUp	QBH	Rcv-Yds	FF	BLK	Saf
41	UNGA, Ungi	13-12	61	82	143	7.5-16	.	.	3	1	1-12	2	.	.
20	BILLS, Craig	12-12	49	30	79	2.5-5	.	2-0	7	.	2-0	1	.	.
3	VAN NOY, Kyle	13-13	42	28	70	17.5-70	4.0-29	2-17	7	14	1-0	.	.	1
4	DANIEL, Robertson	13-12	49	17	66	1.0-12	2-29	2-29	9	.	2	2	.	.
9	SORENSEN, Daniel	13-13	38	27	65	4.0-10	.	2-22	12	.	.	.	1	.
5	FUA, Alani	13-9	30	33	63	5.0-22	3.0-19	2.48	10	2
55	MANUMALEUNA, Eathyn	13-13	23	25	48	7.0-22	1.0-13	.	1	1	.	.	1	.
7	POVEY, Skye	12-8	30	17	47	1.0-2	.	1-9	5
34	JORGENSEN, Austen	8-4	21	25	46	1.0-1	.	.	.	1	.	1	.	.
45	BECK, Tyler	12-7	22	20	42	2.5-4	1	.	.
44	PECK, Remington	13-12	23	15	38	4.5-21	3.0-16	.	1	.	2-0	.	.	.
32	HAGUE, Mike	8-4	30-	7	37	1.0-15	1.0-15	.	5	1
90	KAUFUSI, Bronson	13-13	19	18	37	7.0-24	4.0-18	1-12	6	3	.	1	.	.
2	HADLEY, Spencer	6-5	16	20	36	2.5-11	1.0-9	1-6	2	1	1-0	.	.	.
27	MORGAN, Blake	13-1	22	11	33	.	.	.	1	.	2-0	.	.	.
22	PIKULA, Manoa	13-1	17	14	31	5.0-23	3.0-20	.	4	1
99	JOHNSON, Marques	13-0	17	14	31	1.0-1
11	LEAVITT, Dallin	13-1	11	6	17
15	DAVIS, Michael	9-2	15	2	17	.	.	.	1
43	LEUTA-DOUYERE	12-0	10	6	16	2.5-6	.	.	.	1	.	1	.	.
23	NACUA, Kai	8-0	10	1	11	1.0-3	.	.	2
29	BADGER, Chris	10-0	4	3	7	0.5-2
30	WADSWORTH, Mike	13-0	3	3	6
93	DOMAN, Michael	5-0	3	3	6	2.5-12	1.0-9
24	BROWN, Algernon	13-0	5	.	5
25	KAUTAI, Teu	3-0	2	3	5	0.5-1
54	TALIAULI, Merril	8-0	4	.	4
95	TAELE, Logan	10-0	3	.	3	2.0-12	1.0-9	.	1	.	1-0	.	1	.
57	WESLEY, De'Ondre	12-9	2	.	2
51	RELEI, Matthew	3-0	.	2	2	0.5-2
18	DOMAN, DJ	4-0	1	1	2
31	TAUTU, Sae	8-0	1	1	2	0.5-2
17	RIDLEY, Skyler	13-12	2	.	2
33	LASIKE, Paul	13-8	1	1	2
37	SORENSEN, Justin	13-0	2	.	2
53	COX, Tanner	3-0	.	1	1	.	.	.	1
97	KING, Theodore	1-0	1	.	1
96	O'MARY, Kevin	13-0	.	1	1
49	EGBERT, Jordan	1-0	1	.	1
16	HOGAN, Adam	1-0	1	.	1	1	.	.
23	BATEMAN, Trevor	1-0	1	.	1
79	VAITAI, Manaaki	12-2	1	.	1
75	WILCOX, Brad	13-1	.	1	1
12	FALSLEV, JD	11-3	1	.	1
2	HOFFMAN, Cody	11-11	.	1	1
28	HINE, Adam	12-1	.	1	1
26	ARELLANO, Scott	13-0	1	.	1
21	WILLIAMS, Jamaal	12-12	1	.	1
10	MATHEWS, Mitch	9-3	1	.
Total.....		13	596	440	1036	80-299	24-173	13-143	78	26	10-12	10	4	1

**BYU INDIVIDUAL GAME HIGHS**

Rushes	34	HILL, Taysom at Houston (Oct 19, 2013)
Yards Rushing	259	HILL, Taysom vs Texas (Sep 07, 2013)
TD Rushes	3	HILL, Taysom vs Texas (Sep 07, 2013)
		WILLIAMS, Jamaal vs Idaho State (Nov 16, 2013)
Long Rush	70	WILLIAMS, Jamaal vs Idaho State (Nov 16, 2013)
Pass attempts	48	HILL, Taysom vs Utah (Sep 21, 2013), vs Washington (Dec 27, 2013)
Pass completions	29	HILL, Taysom at Houston (Oct 19, 2013)
Yards Passing	417	HILL, Taysom at Houston (Oct 19, 2013)
TD Passes	4	HILL, Taysom at Houston (Oct 19, 2013)
Long Pass	60	HILL, Taysom at Utah State (Oct 04, 2013)
Receptions	12	HOFFMAN, Cody vs Washington (Dec 27, 2013)
Yards Receiving	167	HOFFMAN, Cody vs Washington (Dec 27, 2013)
TD Receptions	3	MATHEWS, Mitch at Utah State (Oct 04, 2013)
Long Reception	60	HENDERSON, Kurt at Utah State (Oct 04, 2013)
Field Goals	4	SORENSEN, Justin vs 15 Texas (Sep 07, 2013)
Long Field Goal	45	SORENSEN, Justin vs Washington (Dec 27, 2013)
Punts	9	ARELLANO, Scott at Virginia (Aug 31, 2013)
Punting Avg	47.8	ARELLANO, Scott vs Idaho State (Nov 16, 2013)
Long Punt	73	ARELLANO, Scott at Wisconsin (Nov 09, 2013)
Punts inside 20	4	ARELLANO, Scott at Virginia (Aug 31, 2013), at Wisconsin (Nov 09, 2013)
Long Punt Return	71	FALSLEV, JD vs Middle Tennessee (Sep 27, 2013)
Long Kickoff	90	HINE, Adam vs Middle Tennessee (Sep 27, 2013)
Tackles	19	'UNGA, Uani at Notre Dame (Nov 23, 2013)
Sacks	3.0	VAN NOY, Kyle vs Georgia Tech (Oct 12, 2013)
Tackles For Loss	3.0	VAN NOY, Kyle vs Georgia Tech (Oct 12, 2013)
		KAUFUSI, Bronso at Nevada (Nov 30, 2013)
Interceptions	1	Twelve players

BYU TEAM GAME HIGHS

Rushes	72	vs Texas (Sep 07, 2013)
Yards Rushing	550	vs Texas (Sep 07, 2013)
Yards Per Rush	9.2	vs Idaho State (Nov 16, 2013)
TD Rushes	5	vs Idaho State (Nov 16, 2013)
Pass attempts	50	vs Washington (Dec 27, 2013)
Pass completions	29	at Houston (Oct 19, 2013)
Yards Passing	417	at Houston (Oct 19, 2013)
Yards Per Pass	9.5	at Houston (Oct 19, 2013)
TD Passes	4	at Houston (Oct 19, 2013)
Total Plays	115	at Houston (Oct 19, 2013)
Total Offense	681	at Houston (Oct 19, 2013)
Yards Per Play	8.4	vs Idaho State (Nov 16, 2013)
Points	59	vs Idaho State (Nov 16, 2013)
Sacks By	4	Four times
First Downs	41	at Houston (Oct 19, 2013)
Penalties	14	at Houston (Oct 19, 2013), at Nevada (Nov 30, 2013)
Penalty Yards	142	at Nevada (Nov 30, 2013)
Turnovers	5	vs Middle Tennessee (Sep 27, 2013)
Interceptions By	3	at Houston (Oct 19, 2013)
Punts	11	at Virginia (Aug 31, 2013)
Punting Avg	47.8	vs Idaho State (Nov 16, 2013)
Long Punt	73	at Wisconsin (Nov 09, 2013)
Punts inside 20	4	at Virginia (Aug 31, 2013), at Wisconsin (Nov 09, 2013)
Long Punt Return	72	vs Middle Tennessee (Sep 27, 2013)

OPPONENT INDIVIDUAL HIGHS

Rushes	24	MCDANIEL, at Notre Dame (Nov 23, 2013)
Yards Rushing	151	AJAYI, Jay, vs Boise State (Oct 25, 2013)
TD Rushes	2	White, James, at Wisconsin (Nov 09, 2013)
		Sankey, Bishop, vs Washington (Dec 27, 2013)
Long Rush	65	Poole, James, vs UTAH (Sep 21, 2013)
Pass attempts	53	Justin Arias, vs Idaho State (Nov 16, 2013)
Pass completions	29	O'KORN, John, at Houston (Oct 19, 2013)
Yards Passing	363	O'KORN, John, at Houston (Oct 19, 2013)
TD Passes	3	O'KORN, John, at Houston (Oct 19, 2013)
Long Pass	76	O'KORN, John, at Houston (Oct 19, 2013)
Receptions	11	GREENBERRY, D., at Houston (Oct 19, 2013)
Yards Receiving	186	SPENCER, Daniel, at Houston (Oct 19, 2013)
TD Receptions	2	Davis, Mike, vs Texas (Sep 07, 2013)
		GREENBERRY, D., at Houston (Oct 19, 2013)
Long Reception	76	SPENCER, Daniel, at Houston (Oct 19, 2013)
Field Goals	3	BRINDZA, at Notre Dame (Nov 23, 2013)
Long Field Goal	53	Frye, I, at Virginia (Aug 31, 2013)
Punts	13	Vozenilek, A, at Virginia (Aug 31, 2013)
Punting Avg	62.0	WALE, Sean, vs Boise State (Oct 25, 2013)
Long Punt	64	BENTRUDE, Jaron, at Utah State (Oct 04, 2013)
Punts inside 20	5	BENTRUDE, Jaron, at Utah State (Oct 04, 2013)
Long Punt Return	40	WILLIAMS-RHODES, vs Boise State (Oct 25, 2013)
Long Kickoff	100	Ross, John, vs Washington (Dec 27, 2013)
Tackles	16	OLIPHANT, Efrem, at Houston (Oct 19, 2013)
Sacks	3.0	MATHEWS, D., at Houston (Oct 19, 2013)
		Kikaha, Hau'oli, vs Washington (Dec 27, 2013)
Tackles For Loss	4.0	Gotsis, A., vs Georgia Tech (Oct 12, 2013)
		MATHEWS, D., at Houston (Oct 19, 2013)
Interceptions	2	BATES, Thomas, at Houston (Oct 19, 2013)

OPPONENT TEAM HIGHS

Rushes	52	vs Georgia Tech (Oct 12, 2013)
Yards Rushing	237	vs Georgia Tech (Oct 12, 2013)
Yards Per Rush	5.3	at Utah State (Oct 04, 2013)
TD Rushes	2	at Wisconsin, at Nevada, vs Washington
Pass attempts	57	vs Idaho State (Nov 16, 2013)
Pass completions	31	at Houston (Oct 19, 2013)
Yards Passing	435	at Houston (Oct 19, 2013)
Yards Per Pass	9.3	at Houston (Oct 19, 2013)
TD Passes	4	at Houston (Oct 19, 2013)
Total Plays	98	vs Idaho State (Nov 16, 2013)
Total Offense	499	vs Boise State (Oct 25, 2013)
Yards Per Play	6.4	at Houston (Oct 19, 2013)
Points	46	at Houston (Oct 19, 2013)
Sacks By	8	at Houston (Oct 19, 2013)
First Downs	26	at Nevada (Nov 30, 2013)
Penalties	10	vs Georgia Tech (Oct 12, 2013), at Houston (Oct 19, 2013)
Penalty Yards	88	at Houston (Oct 19, 2013)
Turnovers	4	vs Boise State (Oct 25, 2013)
Interceptions By	3	at Houston (Oct 19, 2013), vs Idaho State (Nov 16, 2013)
Punts	13	at Virginia (Aug 31, 2013)
Punting Avg	52.3	vs Boise State (Oct 25, 2013)
Long Punt	64	at Utah State (Oct 04, 2013)
Punts inside 20	5	at Utah State (Oct 04, 2013)
Long Punt Return	40	vs Boise State (Oct 25, 2013)



1984 NATIONAL CHAMPIONS

In a perfect 13-0 season, the Cougars defeated Michigan 24-17 in the Holiday Bowl to win the 1984 National Championship



The Cougars were named No. 1 by the Associated Press, the United Press International, Sports Illustrated, CNN-USA Today and the Football Writers of America after finishing the season with a perfect 13-0 record. LaVell Edwards was selected as the NCAA National Coach of the Year and was invited to visit President Ronald Reagan at the White House.

The season featured several game-saving plays as the Cougars moved their way up the rankings. Quarterback Robbie Bosco connected with wide receiver Adam Haysbert for a 50-yard touchdown pass with 1:37 left to play to take the lead in the season-opening win at No. 3 Pittsburgh.

Safety Kyle Morrell's timed leap over the center to stop a quarterback sneak short of the goal line gave BYU the momentum they needed to foil Hawai'i's upset attempt. Tight end David Mills was poked in the eye, but came through with a leaping grab in the end zone to help BYU overcome Wyoming 41-38 in the homecoming game.

The Cougars ascended to the No. 1 spot on Nov. 17 following a 24-14 victory at Utah combined with a Nebraska loss to Oklahoma and a Navy upset over unbeaten and then No. 2 South Carolina. The Cougars maintained their No. 1 ranking heading into the bowl


game after defeating Utah State 38-13 in the final contest of the regular season.

With a TV blimp in the sky over Jack Murphy Stadium, Bosco left the Holiday Bowl in the first quarter with an ankle injury, but returned late in the second taped up and played in the shotgun to finish the game. BYU trailed 17-10 after Michigan hit a field goal to begin the fourth quarter. The Cougars then took over the game, Bosco completed seven pass attempts to five different receivers and hit leaping wide receiver Glen Kozlowski between two Michigan defenders for the game-tying touchdown.

Michigan threatened to score again, but linebacker Kurt Gouveia sacked the Wolverine quarterback for a 16-yard loss to force a punt. BYU moved the ball 70 yards to the Michigan 13-yard line when Bosco scrambled up the middle, keeping his eyes down field, and drilled the ball into running back Kelly Smith for the game-winning touchdown.

Controversy was abundant as many of the so-called experts such as NBC announcer Bryant Gumbell and Oklahoma head coach Barry Switzer accused BYU of playing a "Bo-Diddley Tech" schedule. However, at the end of the season BYU was the only team unscathed with a loss.

1984 FINAL POLLS			
ASSOCIATED PRESS.		USA TODAY/CNN	
1. BYU (38)	1,160	1. BYU (38)	789
2. Washington (16)	1,140	2. Washington (3)	751
3. Florida (6)	1,092	3. Florida (3)	746
4. Nebraska	1,017	4. Nebraska	689
5. Boston College	932	5. Oklahoma	660
6. Oklahoma	883	6. Boston College	648
7. Oklahoma St.	864	7. Oklahoma St.	625
8. SMU	761	8. SMU	543
9. UCLA	613	9. Maryland	512
10. USC	596	10. USC	486



LAVELL EDWARDS

TWO-TIME NATIONAL COACH OF THE YEAR

257 Victories • 19 Conference Titles • 1 National Title



Legendary Cougar coach LaVell Edwards has twice been recognized as one the greatest coaches in college football. The seventh-winningest coach in NCAA football history earned the Bobby Dodd Coach of the Year Award in 1979 and the Kodak Coach of the Year Award in 1984.

Along with his teams' successes during his coaching tenure, LaVell Edwards accumulated many personal accolades to match. Edwards' first national recognition for his coaching prowess came in 1979 when he was honored with the Bobby Dodd Coach of the Year Award. A panel of 11 former college football coaches selected the BYU coach. On the heels of BYU's first national championship five years later, Edwards' coaching peers honored him with what he then called his greatest personal accolade, the Kodak Coach of the Year Award.

As successful as his teams were on the field, Edwards' coaching philosophy did not reflect a win-at-all-costs mentality. He didn't bark orders or rule the sideline with an iron fist. Generally, the assistant coaches were delegated the duty of handling the X's and O's while he saw to the administrative tasks of the program. His personal demeanor also gave him the ability to relate well with his players whether teaching them about football or other more personal matters.

"Just seeing how he handles himself with the media and with people in general ... he's always genuine with them. He treats everybody well," former BYU quarterback and current BYU athletic administrator Robbie Bosco said. "Those are the things he'll leave with me, more than winning football games."

WINNINGEST COACHES (NCAA HISTORY)

	NAME	YEARS	WIN	LOSS	TIE	PCT.
1.	Bobby Bowden	44	377	129	4	.743
2.	Bear Bryant	38	323	85	17	.780
3.	Pop Warner	44	319	106	32	.733
4.	Amos Alonzo Stagg	57	314	199	35	.605
5.	Joe Paterno	46	298*	136	3	.547
6.	Frank Beamer	32	258	127	4	.668
7.	LaVell Edwards	29	257	101	3	.716

*vacated 111 victories

must have min. 4 years at Div. I level



"In the South there's Bear Bryant, Daryl Royal and Frank Boyles, in the East there's Joe Paterno, in the Midwest there's Bo Schembechler, Woody Hayes and Tom Osborne and in the West there's John McKay and LaVell Edwards. He's a legend. And as good a football coach as he was, he's a better man and he did it the right way. He's known throughout the country as a legend."

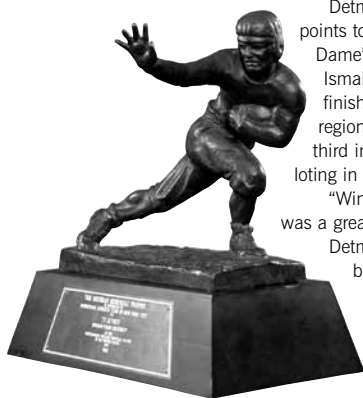
—LEE CORSO, ESPN FOOTBALL ANALYST

TY DETMER: 1990 HEISMAN TROPHY WINNER

On December 1, 1990, Ty Detmer and his teammates gathered pool-side at the Princess Kaiulani Hotel just hours prior to kickoff with Hawai'i. Via satellite hookup with national TV, Detmer and the BYU faithful waited patiently and listened as Downtown Athletic Club President C. Peter Lambos announced, "Ty Detmer, Ty Detmer of BYU," — soon Ty was doused in the pool.

Detmer, a junior, became the first collegian from the Rockies to win the Heisman Trophy. Named in honor of John Heisman, the coveted 25-pound honor has been awarded annually to the outstanding college football player of the year since 1935.

A 28-21 upset over No. 1-ranked Miami in Provo vaulted Detmer to the forefront in the Heisman race his junior season. Combined with a massive public relations "necktie" campaign for Ty, the 6-foot, 175-pound, gunslinger from San Antonio, Texas, guided BYU to a Holiday Bowl berth that season and a 10-3 record with 41 touchdowns and 5,188 yards passing.



Detmer polled 1,482 points to beat out Notre Dame's Raghib "Rocket" Ismail at 1,177 and finished first in all six regions. Detmer finished third in the Heisman balloting in 1991.

"Winning the Heisman was a great honor," said Detmer. "There have been a lot of great players, like my teammates and previous BYU quarterbacks, that contributed to it. They opened the door. It shows the strength of

the program at BYU."

Detmer's portrait hangs alongside other recipients on the third floor of the DAC of New York City. A duplicate portrait of Detmer also hangs on display in the Cougar Room of LaVell Edwards Stadium.

BYU'S HEISMAN VOTES

Year	Player	Place
1962	Eldon Fortie	10th
1966	Virgil Carter	11th
1974	Gary Sheide	8th
1976	Gifford Nielsen	6th
1979	Marc Wilson	3rd
1980	Jim McMahon	5th
1981	Jim McMahon	3rd
1983	Steve Young	2nd
1984	Robbie Bosco	3rd
1985	Robbie Bosco	3rd
1989	Ty Detmer	9th
1990	Ty Detmer	1st
1991	Ty Detmer	3rd



"He had me running around like a chicken with my head cut off. We didn't play that bad, Detmer is just that good."
—Penn State linebacker Andre Collins (1989 Holiday Bowl)



Detmer celebrates with his teammates after finding out he had won the Heisman Trophy while in Hawai'i prepping for the Cougars' upcoming game.



1990: Detmer leads BYU to a 28-21 win over No. 1 Miami

SAMMY BAUGH TROPHY

On February 21, 1997, Steve Sarkisian became the seventh BYU quarterback to win the prestigious Sammy Baugh Trophy. Presented each year by the Touchdown Club of Columbus, the Sammy Baugh Award recognizes the college passer of the year. In winning, Sarkisian joined Gary Sheide (1974), Marc Wilson (1979), Jim McMahon (1981), Steve Young (1983), Robbie Bosco (1984) and Ty Detmer (1991) as Cougars who have won the award. Other notables who have won the award include Bob Griese (1966), Don Strock (1972), Tommy Krammer (1976), John Elway (1982), Vinny Testaverde (1986), Jeff George (1989), Elvis Grbac (1992), Trent Dilfer (1993), Kerry Collins (1994), Danny Wuerffel (1995), Ryan Leaf (1997), Daunte Culpepper (1998), Chad Pennington (1999), Chris Weinke (2000), David Carr (2001), Matt Leinart (2004), Brady Quinn (2005) and Sam Bradford (2008). BYU's seven Sammy Baugh winners is more than any other university in the nation, three ahead of second-place Stanford's four.



BYU'S SAMMY BAUGH WINNERS

Year	Player
1974	Gary Sheide
1979	Marc Wilson
1981	Jim McMahon
1983	Steve Young
1984	Robbie Bosco
1991	Ty Detmer
1996	Steve Sarkisian



Steve Sarkisian receives the Sammy Baugh Trophy from ESPN's Kirk Herbstreit.

DAVEY O'BRIEN AWARD

In 1981, the Davey O'Brien Educational and Charitable Trust of Fort Worth, Texas, named Jim McMahon the first recipient of the annual Davey O'Brien National Quarterback Award — honoring the nation's best quarterback. BYU quarterbacks have won the Davey O'Brien Award four times — more than any other school. In addition to winners McMahon (1981), Steve Young (1983) and Ty Detmer (1990 & '91), Robbie Bosco finished runner-up in 1984 and Steve Sarkisian finished third in 1996. Others who have won the award include: Todd Blackledge (1982), Doug Flutie (1984), Chuck Long (1985), Vinny Testaverde (1986), Troy Aikman (1988), Andre Ware (1989), Gino Torretta (1992), Charlie Ward (1993), Kerry Collins (1994), Danny Wuerffel (1995 & '96), Peyton Manning (1997), Chris Weinke (2000), Eric Crouch (2001), Vince Young (2005), Troy Smith (2006), Tim Tebow (2007), Sam Bradford (2008), Colt McCoy (2009), Cam Newton (2010), Robert Griffin III (2011), Johnny Manziel (2012) and Jameis Winston (2013).

BYU'S DAVEY O'BRIEN VOTING

Year	Player	FINISH
1981	Jim McMahon	1st
1983	Steve Young	1st
1984	Robbie Bosco	2nd
1990	Ty Detmer	1st
1991	Ty Detmer	1st
1996	Steve Sarkisian	3rd



LaVell Edwards with three of his star pupils: Ty Detmer, Steve Young and Jim McMahon.



BYU'S QUARTERBACK FACTORY

Ever since Gary Sheide in 1973, BYU has produced an assembly line of outstanding quarterbacks in Provo that have earned unprecedented success in the market of college and professional football.

Volumes have been written about BYU's passing game and great quarterback tradition. BYU quarterbacks own the NCAA record books and have won the Davey O'Brien award for best quarterback in the nation four times with one runner-up and one third place finish. BYU's quarterback factory has also produced a Heisman Trophy winner in Ty Detmer and many other Heisman Trophy candidates. Quarterbacks Gifford Nielsen, Marc Wilson, Jim McMahon and Steve Young have been inducted into the College Football Hall of Fame in recent years, and Ty Detmer was inducted in December 2012. Several

other BYU quarterbacks will likely be added to the list in the future.

On seven different occasions, BYU quarterbacks have finished as the NCAA total offense leaders. Three of the top-15 career passing efficiency leaders are from BYU. In the 29 years LaVell Edwards coached at BYU, the Cougars led the nation in passing eight times and finished in the top five 17 times. In 2006, Mountain West Conference Player of the Year quarterback John Beck was the No. 4 passer in the nation as he helped lead a resurrection of the storied BYU offense of old. The tradition continued with quarterback Max Hall who was the nation's top-ranked sophomore quarterback in his first season as the starter and was among the top ten in passing yards and passing efficiency his senior year.

When Edwards was named head

coach at BYU in 1972, he realized he couldn't compete initially with the big schools for the big-time athletes. So he installed a passing attack that allowed smaller, less physical-type players to win with finesse rather than muscle.

The offense worked, and the Cougars began passing the competition. BYU became one of the first universities to use the forward pass consistently and effectively in a time when throwing the football was a mere alternative to running the ball. The pass has been good to BYU. Prior to Edwards, the program had won a total of 171 games and had only 16 winning seasons. Since 1972, BYU is No. 5 in total wins with 357. BYU has won or tied for a conference championship 23 times, played in 31 bowl games and won the national championship in 1984.

CAREER QUARTERBACK STATISTICS

	Years	Gms	Att	Cmp	Int	Pct	Yds	TD	T-Off	Eff	NCAA Rec
Virgil Carter	1964-66	30	736	327	43	.444	5,125	50	6,350	113.6	2
Gary Sheide	1973-74	20	594	358	31	.602	4,524	45	4,352	138.8	
Gifford Nielsen	1975-77	25	708	415	29	.586	5,833	55	5,388	145.2	
Marc Wilson	1977-79	32	937	535	46	.571	7,637	61	7,602	137.2	10
Jim McMahon	1978-81	36	1,056	653	34	.618	9,536	84	9,723	156.9	75
Steve Young	1980-83	31	907	592	33	.653	7,733	56	8,817	149.9	15
Robbie Bosco	1983-85	31	997	638	36	.640	8,400	66	8,073	149.4	10
Ty Detmer	1988-91	46	1,530	958	65	.626	15,031	121	14,692	162.7	63
John Walsh	1991-94	38	976	588	35	.602	8,390	66	7,736	147.6	2
Steve Sarkisian	1995-96	25	789	528	26	.669	7,464	53	7,253	161.9	4
Kevin Feterik	1996-99	39	1,002	613	26	.612	8,065	53	7,697	138.9	
Brandon Doman	1998-01	32	504	313	14	.621	4,354	35	5,027	152.0	
John Beck	2003-06	43	1,418	855	34	.624	11,021	79	11,059	141.3	
Max Hall	2007-09	39	1,382	903	40	.653	11,569	94	11,569	150.1	

VIRGIL CARTER

Provo, Utah (1964-66)

- First in NCAA TD passes and total offense, 1966
- Set NCAA total offense record for one game-599 (UTEP)

- Academic All-American, 1966
- Eleventh in Heisman Trophy balloting, 1966

GARY SHEIDE

Concord, Calif. (1973-74)

- Eighth in Heisman Trophy balloting, 1974
- Sammy Baugh Trophy winner, 1974

- WAC offensive player of the year, 1974
- Second in NCAA in passing 1973 & '74

GIFFORD NIELSEN

Provo, Utah (1975-77)

- 1976 All-American (First team)
- Sixth in Heisman Trophy balloting, 1976

- First in NCAA in TD passes, second in total offense, 1976
- College Football Hall of Fame, 1994



MARC WILSON

Seattle, Wash. (1977-79)

- Consensus All-American, 1979
- Third in Heisman Trophy, 1979
- Sammy Baugh Trophy winner, 1979

- First in NCAA in total offense, 1979
- Set 19 NCAA records, Senior Bowl MVP
- First-round pick (15), Oakland Raiders, 1980
- College Football Hall of Fame inductee, 1996

JIM MCMAHON

Roy, Utah (1978-81)

- Consensus All-American, 1981
- Winner of first Davey O'Brien Award, 1981
- Sammy Baugh Trophy winner, 1981
- Third (1981) and fifth (1980) in Heisman Trophy balloting
- Set 75 NCAA records (37 passing, 38 total offense)
- Led NCAA in total offense and passing, 1980 & 1981

- Set NCAA season passing efficiency record, 30+ attempts (176.9), 1980
- First-round pick of the Chicago Bears, 1982 (16 years NFL)
- NFL Rookie of the Year, 1982
- Led Chicago to the 1986 Super Bowl title – 1996 Super Bowl ring with Green Bay
- College Football Hall of Fame inductee, 1998

STEVE YOUNG

Greenwich, Conn. (1980-83)

- Consensus All-American, 1983
- Davey O'Brien Award winner, 1983
- Sammy Baugh Trophy winner, 1983
- Second in Heisman Trophy balloting, 1983
- NCAA total offense, passing and pass efficiency leader, 1983

- Set 15 NCAA records
- Top USFL draft pick, 1983; Played for Tampa Bay Buccaneers and San Francisco 49ers (14 years NFL)
- Set NFL season passing rating record (112.8), 1994
- Led San Francisco to the 1994 Super Bowl title (MVP)
- NFL MVP in 1993 & 1994
- College Football Hall of Fame inductee, 2001

ROBBIE BOSCO

Roseville, Calif. (1982-85)

- All-American (2nd team), 1984
- Winner of Sammy Baugh Trophy, 1984
- Runner-up for Davey O'Brien Trophy, 1984
- Third in Heisman Trophy balloting, '84 & '85
- Led team to 1984 National Championship

- Set 10 NCAA records
- Led NCAA in total offense, 1984
- 2nd in NCAA passing efficiency, 1984
- Drafted by Green Bay Packers, 1985
- Currently a BYU Athletics Administrator

TY DETMER

San Antonio, Texas (1988-91)

- Elected to 2012 College Football Hall of Fame
- Heisman Trophy winner, 1990
- Finished 9th (1989) and 3rd (1991) in Heisman Trophy balloting
- Two-time Davey O'Brien Award winner, 1990 & 1991

- Set 63 NCAA records
- Consensus All-American, 1990 & 1991
- Fourth in NCAA career passing yards (15,031)
- Was the career NCAA pass efficiency leader (162.7)
- Led nation in passing (1990) and total offense (1991)
- Played 14 Seasons in the NFL

STEVE SARKISIAN

Torrance, Calif. (1995-96)

- All-American (2nd team) Football News, 1996
- All-American (H.M.) UPI, 1995
- Winner of Sammy Baugh Trophy, 1996
- Third place Davey O'Brien Trophy voting, 1996

- Finalist for the Johnny Unitas Award, 1996
- Set 4 NCAA records
- First in NCAA passing efficiency (173.6), 1996
- WAC Offensive Player of the Year, 1996
- Currently USC Head Coach

JOHN BECK

Mesa, Ariz. (2003-06)

- All-American (2nd team) Sporting News, 2006
- All-American (H.M.) Sports Illustrated, 2006
- MWC Offensive Player of the Year, 2006
- Finalist for the Johnny Unitas Award, 2006

- Davey O'Brien Award semi-finalist, 2006
- Walter Camp National Offensive Player of the Week
- 2nd in NCAA passing efficiency (169.05), 2006
- 2nd Round 2007 NFL Draft (Miami Dolphins)

MAX HALL

Mesa, Ariz. (2006-09)

- Winningest starting QB at BYU (32 wins)
- Two-time Sports Illustrated All-American Honorable Mention
- Three-time All-Conference

- Second in BYU history in passing yards, touchdowns, completions and total offense
- No. 16 NCAA in career yards per game
- Tied BYU record with 7 passing TDs vs. UCLA (2008)
- Currently with the CFL's Winnipeg Blue Bombers



**CAREER TOTAL OFFENSE PER GAME**

	G	PLAYS	YARDS	TDR	YPG
8. Ty Detmer, BYU (1988-91)	46	1,795	14,665	135	318.8
22. Max Hall, BYU (2007-09)	39	1,571	11,569	101	296.6

SEASON TOTAL OFFENSE PER GAME

	G	PLAYS	YARDS	TDR	YPG
6. Ty Detmer, BYU (1990)	12	635	5,022	45	418.5
13. Steve Young, BYU (1983)	11	531	4,346	41	395.1

CAREER TOTAL OFFENSE

	PLAYS	RUSH	PASS	YARDS	AVG
8. Ty Detmer, BYU (1988-91)	1,795	-366	15,031	14,665	8.17

SEASON TOTAL OFFENSE

	G	PLAYS	RUSH	PASS	YARDS	AVG
12. Ty Detmer, BYU (1990)	12	635	-106	5,188	5,022	7.91
23. Jim McMahon, BYU (1980)	12	540	56	4,571	4,627	8.57

SINGLE-GAME TOTAL OFFENSE

	DATE	OPPONENT	RUSH	PASS	YARDS
13. Ty Detmer, BYU	Nov. 16, 1991	San Diego State	4	599	603
16. Virgil Carter, BYU	Nov. 5, 1966	UTEP	86	513	599
17. John Walsh, BYU	Oct. 30, 1993	Utah State	-22	619	597
22. Marc Wilson, BYU	Nov. 5, 1977	Utah	11	571	582

ANNUAL TOTAL OFFENSE CHAMPIONS

YEAR	PLAYER	CLASS	PLAYS	RUSH	PASS	YARDS	AVG
1966	Virgil Carter, BYU	Sr.	388	363	2,182	2,545	254.5
1979	Marc Wilson, BYU	Sr.	488	-140	3,720	3,580	325.5
1980	Jim McMahon, BYU	Jr.	540	56	4,571	4,627	385.6
1981	Jim McMahon, BYU	Sr.	487	-97	3,555	3,458	345.8
1983	Steve Young, BYU	Sr.	531	444	3,902	4,346	395.1
1984	Robbie Bosco, BYU	Jr.	543	57	3,875	3,932	327.7
1991	Ty Detmer, BYU	Sr.	478	-30	4,031	4,001	333.4

CAREER PASSING EFFICIENCY (MIN. 500 COMPLETIONS)

PLAYER, SCHOOL (YEARS)	ATT	CMP.	INT.	PCT.	YDS.	TD	EFF.
9. Ty Detmer, BYU (1988-91)	1,530	958	65	.626	15,031	121	162.7
10. Steve Sarkisian, BYU (1995-96)	789	528	26	.669	7,464	53	162.0
18. Jim McMahon, BYU (1977-78, 80-81)	1,060	653	34	.616	9,536	84	156.9
(MIN. 400 COMPLETIONS)							
15. Gifford Nielsen, BYU (1975-77)	708	415	29	.586	5,833	55	145.3
(MIN. 325-399 COMPLETIONS)							
15. Gary Sheide, BYU (1973-74)	594	358	31	.603	4,524	45	138.8

SEASON PASSING EFFICIENCY

PLAYER, SCHOOL (YEARS)	GP	ATT	CMP.	INT.	PCT.	YDS.	TD	EFF.
12. Jim McMahon, BYU (1980)	12	445	284	18	.638	4,571	47	176.9
15. Ty Detmer, BYU (1989)	12	412	265	15	.643	4,560	32	175.6
23. Steve Sarkisian, BYU (1996)	14	404	278	12	.688	4,027	33	173.6

CAREER PASSING YARDS						
	ATT.	CMP.	INT.	PCT.	YDS	TD
5. Ty Detmer, BYU (1988-91)	1,530	958	65	.626	15,031	121



CAREER PASSING YARDS PER GAME								
	G	ATT.	CMP.	INT.	PCT.	YDS	TD	YPG
6. Ty Detmer, BYU (1988-91)	46	1,530	958	65	.626	15,031	121	326.8
15. Steve Sarkisian (1995-96)	25	789	528	26	.669	7,464	53	298.6
22. Max Hall, BYU (2007-09)	39	1,382	903	40	.653	11,365	94	291.4

CAREER TOUCHDOWN PASSES		
	G	TD
6. Ty Detmer, BYU (1988-91)	46	121
25. Max Hall, BYU (2007-09)	39	94

SEASON TOUCHDOWN PASSES		
	G	TD
7. Jim McMahon, BYU (1980)	12	47
20. Ty Detmer, BYU (1990)	12	41

SEASON PASSING YARDS								
	G	ATT.	CMP.	INT.	PCT.	YDS	TD	YPATT
6. Ty Detmer, BYU (1990)	12	562	361	28	.642	5,188	41	9.23
20. Jim McMahon, BYU (1980)	12	445	284	18	.638	4,571	47	10.27
21. Ty Detmer, BYU (1989)	12	412	265	15	.643	4,560	32	11.07

SEASON PASSING YARDS PER GAME								
	G	ATT.	CMP.	INT.	PCT.	YDS.	TD.	YPG
4. Ty Detmer, BYU (1990)	12	562	361	28	.642	5,188	41	432.3
20. Jim McMahon, BYU (1980)	12	445	284	18	.638	4,571	47	380.9
21. Ty Detmer, BYU (1989)	12	412	265	15	.643	4,560	32	380.0

CAREER PASSING YARDS PER ATTEMPTS						
	ATT.	CMP.	PCT.	YDS	PER CMP.	PER ATT.
2. Ty Detmer, BYU (1988-91)	1,530	958	.626	15,031	15.69	9.82
6. Jim McMahon, BYU (1977-78, 80-81)	1,060	653	.616	9,536	14.60	9.00
19. John Walsh, BYU (1991-94)	973	587	.603	8,375	14.27	8.61
22. Steve Young, BYU (1981-83)	908	592	.652	7,733	13.06	8.52

SINGLE-GAME PASSING YARDS			
	DATE	OPPONENT	YARDS
11. John Walsh, BYU	Oct. 30, 1993	Utah State	619
15. Ty Detmer, BYU	Nov. 16, 1991	San Diego State	599
19. Robbie Bosco, BYU	Oct. 19, 1985	New Mexico	585
23. Marc Wilson, BYU	Nov. 5, 1977	Utah	571




ANNUAL PASSING CHAMPIONS										
YEAR	PLAYER, SCHOOL	CLASS	G	ATT.	CMP.	INT.	PCT.	YDS	TD	EFF.
1980	Jim McMahon, BYU	Jr.	12	445	284	18	.638	4,571	47	176.9
1981	Jim McMahon, BYU	Sr.	10	423	272	7	.643	3,555	30	155.0
1983	Steve Young, BYU	Sr.	11	429	306	10	.713	3,902	33	168.5
1989	Ty Detmer, BYU	So.	12	412	265	15	.643	4,560	32	175.6
1996	Steve Sarkisian, BYU	Sr.	14	404	278	12	.688	4,027	33	173.6



OUTLAND TROPHY WINNERS

JASON BUCK



JASON BUCK • 1986

Jason Buck, a 6-6, 270-pound senior from St. Anthony, Idaho, was a quarterback going into junior college at Ricks College. Buck led the 1986 Cougars with 218.5 defensive points and registered 26 unassisted tackles, 33 assisted tackles, 13 tackles for losses, 17 quarterback hurries and 12.5 sacks.

Buck rode a publicity campaign of "One Buck" dollar bills in leading BYU to an 8-5 record and a berth in the Freedom Bowl in 1986.


"For me it was just a thrill to be on the field every Saturday at BYU," said Buck. "To win the Outland Trophy was a dream come true."

MOHAMMED ELEWONIBI • 1989

Mohammed Elewonibi, a 6-5, 290-pound, senior from British Columbia, Canada, spent his childhood in his native Nigeria and didn't play football until after high school, at Snow Junior College. "Mount Mohammed" led BYU to a 10-3 record, a berth in the Holiday Bowl in 1989 and graded out four times with perfect pass protection as a senior.

The Outland Trophy honors the outstanding interior lineman in the nation and was first presented in 1946 by the Football Writers Association of America.

The award is named for its benefactor, Dr. John H. Outland.



Two of BYU's greatest interior linemen, Jason Buck (top), a defensive tackle, and Mohammed Elewonibi (bottom), an offensive guard, earned the Outland Trophy award. In 1986, Buck, an amazing pass rusher, anchored one of BYU's strongest defensive teams ever. Elewonibi won the award in 1989 because of his outstanding protection of future Heisman Trophy winner Ty Detmer. Both players went on to successful professional careers in the NFL.



LUKE STALEY

2001 DOAK WALKER AWARD

While his teammates and coaches were watching in their hotel rooms from Hawai'i, over 6,000 miles away, BYU running back Luke Staley was named the winner of the 2001 Doak Walker Award. The annual award, which was presented on the ESPN Home Depot College Football Awards Show from Orlando, Fla., is presented to college football's top running back.

"This is a great honor," Staley said. "I can't express how grateful I am for my family, my teammates, my coach - everyone who made this possible."

In addition to winning the Doak Walker Award, Staley was also named as a first-team member of the prestigious Walter Camp Foundation All-America Team. Staley was the first BYU consensus All-American since Ty Detmer was twice selected in 1990 and 1991. In addition to the Walter Camp Foundation All-America team, Staley was named a first-team All-American by the American Football Coaches Association, Football Writers Association of America, the Associated Press, The Sporting News, Football News and CNN/ISI—just to name a few.

"We're very proud of Luke and all his accomplishments," BYU head coach Gary Crowton said. "Since we started this season back in August, we have been telling these guys to work hard, stay focused and great things will happen. This award, although presented to Luke, is a tribute to the hard work and commitment each and every player and coach has made this season. Luke is probably one of the best examples we have had, in terms of working hard and staying focused.

This is a great tribute for a great athlete,

a great teammate and a great young man. We couldn't be more proud of him."

Staley, from Tualatin, Ore., led the nation in scoring (15.5 p/game), yards per carry (8.1 y/carry) and finished the 2001 season ranked third in the nation in rushing, averaging 143.8 yards per game. He helped pace the Cougars to a 12-2 record on the season, scoring a BYU single-season record 28 touchdowns. Staley also racked up a BYU single-season record 1,582 yards rushing on the season.



ESPN's Chris Fowler interviews an injured Luke Staley after he was awarded the 2001 Doak Walker Award at the ESPN Home Depot College Football Awards show.




"This is a great tribute for a great athlete, a great teammate and a great young man. We couldn't be more proud of him."

Gary Crowton
BYU Head Coach, 2001





BYU'S POLYNESIAN TRADITION



BYU's football program has tapped into the Pacific Islands to find players since 1951 when Harry Bray of Hilo, Hawai'i, transferred from Weber College to play for the Cougars. Other Pacific Islanders who followed included: Famika Anae (1954-55), John Kapele (1957-59), John Kawaa (1962-1963), John Lupoi (1967-1969) and Henry Nawahine (1964-1965). Some of BYU's most celebrated and decorated players have come from the Pacific islands, including All-Americans, national record holders and players who have gone on to compete in the NFL.


Since 1951, hundreds of Polynesian players have suited up for BYU. The Cougars' Polynesian players have come from Hawai'i, Tonga, Samoa and Fiji. Some of the most notable players include Vai Sikahema, the NCAA's career leader in punt returns, All-American and NFL veteran tight end Itula Mili and BYU's third all-time rushing leader Lakei Heimuli. Many former BYU Polynesian have gone on to play in the NFL.

Of the hundreds of Polynesian players, several rank among the top statistical leaders in BYU history. Two of the top-10 career rushers are Polynesian, including career leader Harvey Unga. Two of the top-10 leaders in career

receiving yards are also Polynesian. Since 1982, 10 of BYU's season-rushing leaders have been Pacific Islanders.

Some of the many standout Polynesian athletes who excelled on the gridiron for BYU include: Mekeli Ieremia (1974-1977), Wally Moliua (1972-1973), Pili Saluone (1970-71), Charles Ah You (1973-74), Keith Uperesa (1974-77), Pisa Finai (1975), Marcus Kanahale (1975-76), Pulusila Filiaga (1979-81), David Aupui (1979-82), Allen Salanoa (1982), Brad Anae (1980-81), Louis Wong (1982-84), Robert Anae (1982-84), Lakei Heimuli (1983-1986), Vai Sikahema (1980-81, 83-85), Kurt Gouveia (1983-85), Ladd Akeo (1984-86), Andy Kato (1984-1987), Steve Kaufusi (1983-86), Thor Salanoa (1985-87), Chris Bisho (1986-1987), Alema Harrington (1986-88), Tau Harrington (1988-1990), Sim Tiatia (1988-90), Tom Tuipulotu (1983-85), Peter Tuipulotu (1989-91), Wayne Faaluafula (1981-1982), Fotu Katooa (1989), Rich Kaufusi (1989-90), Chris Matau (1985-1986), Micah Matsuzaki (1989-1993), Phil Nauahi (1987-1988), Alema Fitsemanu (1985-90), Spencer Reid (1994-97), Gabriel Reid (1999-02), Donny Atuia (1996-1999), Mark Atuia (1991-1996), Justin Ena (1997-2001), Elias Faupula (1994-1995), Setema Gali Jr. (1997-2000), Fred Katooa (1990), Harland Ah You (1995-97), K.O. Kealaluhi (1995-1996), Henry Bloomfield (1995-96), Tevita Liava'a (1997), Issiah Magalei (1996-1998), Shane Magalei (1996-1999), Reno Mahe (1998-2002), Itula Mili (1991-1996), John Moala (1996-1997), John Moeaki (1994), Stan Moleni (1998), Kelepi Ofahengaue (1996), Tevita Ofahengaue (1997-2000), Vaha Ongoogotau (1994-1995), John Raass (1994-1995), Stan Raass (1994-1995), Terence Saluone (1992-1993), Kapi Sikahema (1991), Kalani Sitaki (1994-2000), Casey Tiulamu (1982-1983), Mike Ulufale (1994-1995), Morris Unutoa (1989-1995), Aaron Francisco (2001-04), Shaun Nua (2002-04), Ifo Pili (1999-2003), Jason Kukahiko (2001-04), Hanale Vincent (2001-04), Manaia Brown (2002-05), Fahu Tah (1999, 02-05), Vince Feula (2004-05), Daniel Marquardt (2001-05), T.J. Sitake (1998-00, 04-05), Jake Kuresa (2003-06), Hala Paongo (2004-06), Sete Aulai (2006-07), David Tafuna, Ray Feinga, Fui Vakapuna, Bryce Mahuika (2006-08), Manase Tonga (2005-09), Harvey Unga (2006-2009), Vic So'oto (2005-10), Hebron Fangupo (2011), Romney Fuga (2006-2012), Eathyn Manumaleauna (2007, 10-13), Michael Alisa (2008, 11-pres.), Uani 'Unga (2011-13), Alani Fua (2011-pres.) and Bronson Kaufusi (2012-pres.)

2010: BYU'S POLYNESIAN CONTINGENT



TIGHT END TRADITION

Although known as the Quarterback Factory, BYU signal callers wouldn't make the record books without someone on the receiving end of their throws. With BYU's tradition of wide-open offenses, the tight end position has thrived in its offensive scheme.



FIRST TEAM ALL-CONFERENCE TE


Brian Billick	1976
Clay Brown	1979
Clay Brown	1980
Gordon Hudson	1982
Gordon Hudson	1983
David Mills	1984
Trevor Molini	1985
Chris Smith	1989
Chris Smith	1990
Byron Rex	1991
Byron Rex	1992
Chad Lewis	1995
Chad Lewis	1996
Itula Mili	1996
Doug Jolley	2001
Jonny Harline	2005
Jonny Harline	2006
Dennis Pitta	2007
Dennis Pitta	2008
Dennis Pitta	2009

ALL-AMERICAN TE

Clay Brown	1980
Gordon Hudson*	1982
Gordon Hudson*	1983
David Mills	1984
Trevor Molini	1985
Chris Smith	1989
Chris Smith	1990
Byron Rex	1992
Chad Lewis	1996
Itula Mili	1996
Jonny Harline	2006
Dennis Pitta	2008
Dennis Pitta*	2009
*consensus	

Tight ends have thrived in the BYU offensive system for years.

Like no other school in the nation, BYU's tight ends have earned unprecedented success as a featured position in BYU's wide-open offense. Over the years, Cougar football has emerged as the home of some of the best pass-catching tight ends in NCAA history. Starting with "Miracle Bowl" hero Clay Brown in 1980, 10 BYU tight ends have earned All-America status. Since 1976, 12 Cougar tight ends have received 20 first-team All-Conference citations. Five former Cougars helped lead their teams to the Super Bowl—Doug Jolley with the Oakland Raiders in 2003, Chad Lewis with the Philadelphia Eagles in 2005, Itula Mili with the Seattle Seahawks in 2006, Gabriel Reid with the Chicago Bears in 2007 and Dennis Pitta with the Baltimore Ravens in 2013. Two former BYU Cougars, Todd Christensen and Chad Lewis, have been named to several Pro Bowl teams during their successful professional careers as tight ends. A BYU tight end was named first-team all-conference (Jonny Harline in 2005 and 2006 and Dennis Pitta in 2007, 2008 and 2009) in five-straight years. In 2009, BYU became the first team in conference history to sweep the MWC tight end honors as Andrew George earned All-MWC Second Team accolades while Pitta was a consensus All-American.



Dennis Pitta, the NCAA's career receiving tight end leader, was an NCAA Consensus All-American in 2009. Now in the NFL, he caught a touchdown pass to help the Baltimore Ravens win the 2013 Super Bowl.



HALL OF FAME INDUCTEES

The College Football Hall of Fame, located in South Bend, Indiana, has honored seven of BYU's greats.



TY DETMER

QUARTERBACK: 1988-1991

INDUCTED: DECEMBER 2012

BYU's only Heisman Trophy Winner, Detmer is BYU's seventh inductee into the Hall of Fame. Detmer also won the Maxwell Award, two Davey O'Brien Awards and set 63 NCAA records in his tenure. Twice named a consensus All-American, Detmer won national player of the year awards from organizations such as UPI, CBS, Scripps Howard and the U.S. Sports Academy. His 15,031 career passing yards and 121 touchdowns were NCAA bests at the time, and the gunslinger still holds three records. A three-time first team All-WAC performer, Detmer led College Football Hall of Fame coach LaVell Edwards' teams to three conference titles, four bowl games, three AP top 25 finishes and a 28-21 win over top-ranked and defending national champion Miami on Sept. 8, 1990. The NCAA Today's Top VI Award recipient was a ninth round selection of the 1992 NFL Draft by the Green Bay Packers and played 14 seasons in the NFL. The founder of the Ty Detmer Charitable Foundation, he regularly holds the Ty Detmer Youth Football League in Grants, N.M. A 2000 inductee of the BYU Athletics Hall of Fame, Detmer is currently the head coach at St. Andrew's Episcopal School in Austin, Texas.



GORDON HUDSON

TIGHT END: 1980-1983

INDUCTED: 2009

Hudson is the first non-quarterback to represent BYU as a player in the Hall. A consensus All-America First Team pick in 1982 and 1983, Hudson is still the NCAA FBS record holder for most passes caught per game by a tight end (5.4) in a career, most career yards per game by a tight end (75.3) and most yards in a single game by a tight end (259). Hudson helped BYU win four conference championships (WAC) and earn four Holiday Bowl invitations during his career from 1980-83. He totaled 2,484 receiving yards and 22 touchdowns during his All-American career.



LAVELL EDWARDS

HEAD COACH: 1972-2000

INDUCTED: 2004

A coaching icon whose success and longevity are paralleled by few, Edwards guided BYU to heights never before reached in the program's history. Edwards posted a record of 257-101-3 (.716) over a span of 29 seasons at BYU. From 1972 until his retirement following the 2000 season, Edwards roamed the sidelines at BYU—a tenure that ranks fifth all-time among coaches at one school. In 20 of those 29 seasons, the Cougars claimed the league title. Guiding BYU to 22 bowl game appearances, including a streak of 17-straight bowl appearances, Edwards reached the pinnacle of coaching success in 1984 by winning the National Championship. His 257 wins rank him seventh in NCAA Division I-A history, and he has more victories than every other coach in BYU history combined. At the helm, Edwards coached one Heisman Trophy winner, two Outland Trophy recipients, four Davey O'Brien award winners and 32 All-Americans—not to mention countless players who went on to professional careers in the NFL. He was named NCAA District 8 Coach of the Year eight times, the Bobby Dodd National Coach of the Year in 1979 and AFCA National Coach of the Year in 1984. Named the State of Utah's Coach of the Century, Edwards is a member of the State of Utah Sports Hall of Fame. "A spectacular choice," Steve Young said. "When you think of the Hall of Fame, you think of longevity, excellence, leadership and quality. In my book, Hall of Fame and LaVell Edwards go hand in hand. He is definitely a worthy recipient of this honor."



STEVE YOUNG

QUARTERBACK: 1982-83

INDUCTED: 2000

One of the greatest collegiate quarterbacks of all time, Young set 13 NCAA records. As a junior, he averaged 318.8 yards per game of total offense, earning All-Western Athletic Conference recognition and Conference Player of the Year honors. In his senior season, he repeated as a first-team All-WAC selection, completed 306 of 429 pass attempts for an impressive .713 percentage and led BYU to its second straight Holiday Bowl. His .713 completion percentage, 3,902 yards passing, 4,346 yards of total offense and 33 touchdowns all led the nation. He completed 592 of 907 attempts for a .653 average, threw for 7,733 yards and 56 touchdowns and had 8,817 yards of total offense in only 31 games. A unanimous All-American and academic All-WAC selection, Young was the runner-up for the Heisman Trophy and received a National Football Foundation and College Football Hall of Fame Scholar-Athlete Award in recognition for his excellence on the field, in the classroom and in the community. Young retired after 15 seasons in the NFL, where he earned two MVP awards, seven trips to the Pro Bowl and led the San Francisco 49ers to win the Super Bowl in 1995, earning MVP honors.



HALL OF FAME INDUCTEES

The College Football Hall of Fame, located in South Bend, Indiana, has honored seven of BYU's greats.

JIM MCMAHON

QUARTERBACK: 1978-81

INDUCTED: 1998

In 1998 Jim McMahon (1977-78, 80-81) joined former BYU quarterbacks Gifford Nielsen and Marc Wilson, who were inducted into the National Football Foundation Collegiate Hall of Fame in 1994 and 1996, respectively. McMahon set 75 NCAA records at BYU, was a 1981 first team All-American by Kodak (Coaches), College & Pro Weekly, Associated Press, UPI, Football Writers Association of America, and second team NEA. In 1980 he earned first team All-America from the FWAA. McMahon balloted third place for the Heisman Trophy in 1981 and fifth in 1980. In 1981, he won the Davey O'Brien Trophy, the Sammy Baugh Award, the Utah Sportsman of the Year and the NCAA Co-Offensive Player of the Year with Marcus Allen (Pigskin Club of Wash., D.C.). He led the NCAA in pass efficiency (155.0) and total offense (345.8) in 1981 as well as pass efficiency (176.9) and total offense (385.6) in 1980. He set 29 Western Athletic Conference records and was three-time WAC Player of the Year and first team all-league. He broke 23 school records, was MVP of the 1980 and 1981 Holiday Bowls and has been inducted to the Holiday Bowl Hall of Fame. McMahon passed for 9,536 yards, threw 84 touchdowns and completed 653 of 1,056 passes during his career at BYU. McMahon played for the Chicago Bears from 1982-88 (1985 Super Bowl Champions, 1985 Pro QB of the Year, and Pro Bowl); San Diego Chargers in 1989; Philadelphia Eagles from 1990-92; Minnesota Vikings in 1993; Arizona Cardinals in 1994; and Green Bay Packers from 1995-96 (1997 Super Bowl Champions).



MARC WILSON

QUARTERBACK: 1976-79

INDUCTED: 1996

One of the most celebrated quarterbacks in Cougar history, Marc Wilson earned consensus All-America honors in 1979 and was inducted into the Hall of Fame on Dec. 10, 1996. In Wilson's first game as a starter, he was 15 of 25 for 332 yards with seven touchdowns in a 63-17 triumph over Colorado State and was consequently named Sports Illustrated's Offensive Player of the Week. In Wilson's career at BYU, he set 10 NCAA records. The 6-5, 204-pound quarterback ranked fourth in the nation in passing efficiency with a 147.1 rating in 1979. That same year, Wilson finished third in the Heisman balloting, led his team to an undefeated regular season, and was named the Holiday Bowl's Offensive MVP. A true student-athlete, Wilson was the recipient of the NCAA Top Five Award and its post graduate scholarship. A first round draft pick of the Oakland Raiders, Wilson played eight seasons before finishing his career with the New England Patriots. Presently, Wilson is a land developer in the North Seattle area. He and his wife, Colleen, live in Woodinville, Wash. with their four children.



GIFFORD NIELSEN

QUARTERBACK: 1975-77

INDUCTED: 1994

Nicknamed the "Mormon Rifle," Gifford Nielsen became BYU's first Hall of Fame inductee in 1994. His prolific passing career began when he came off the bench in the third game of his sophomore season to lead the Cougars to a 16-15 come-from-behind win by completing 10 of 12 passes. "From that point on," Nielsen said, "everything clicked, and it's just amazing what happened." As a junior in 1976, Nielsen really made fans sit up and notice. He passed for 3,192 yards and 29 touchdowns, set 13 WAC records and made All-America. Next season promised even more. He threw five touchdown passes against New Mexico, six against Utah State and was twice named Player of the Week. For the first time, a BYU football team was nationally ranked. "It was like a little dream world," said Nielsen, a product of Provo High School. "The numbers were just mind-boggling. Everything you could ever dream of as a kid in Provo, Utah, was in the palm of my hand." On Oct. 8, 1977, his season and college career ended when he suffered a serious injury. Over three years Nielsen averaged an astounding 243 yards passing per game. Nielsen played six years with the Houston Oilers and was the last quarterback to lead the Oilers to the AFC finals. He and his wife Wendy have six children.



Established in 1947 by the National Football Foundation and College Hall of Fame, Inc., the first class was inducted in 1951. In order to be eligible for the Hall of Fame, a nominated player must be out of college at least ten years and a first team All-America selection by a major selector during his career. The voting is done by a 12-member panel made up of athletic directors, conference and bowl officials and media representatives. The College Football Hall of Fame was located in South Bend, Indiana but is moving to Atlanta, Georgia. For more information visit <http://collegefootball.org/>.



ALL-CONFERENCE FIRST TEAM PERFORMERS

1962

Roger DuPaix, guard
Eldon Fortie, halfback

1965

Phil Odle, wide receiver
Virgil Carter, quarterback
John Ogden, fullback

1966

Phil Odle, wide receiver
Grant Wilson, guard
Virgil Carter, quarterback
John Ogden, fullback
Curg Belcher, linebacker
Bobby Roberts, safety

1967

Phil Odle, wide receiver
Max Newberry, tackle
Bobby Roberts, safety
Craig Bozich, linebacker

1969

Mel Olson, center
Jeff Slipp, def. back
Chris Farasopoulos, def. back

1970

Ken Serck, tackle
Gerald Meyer, def. back
Chris Farasopoulos, def. back

1971

Gordon Gravelle, off. guard
Joe Liljenquist, def. end
Jeff Lyman, linebacker
Dan Hansen, safety
Golden Richards, returner

1972

Paul Howard, off. guard
P. Van Valkenburg, run. back
Paul Linford, def. tackle
Ron Tree, linebacker
Dave Atkinson, def. back
Dan Hansen, safety

1973

Jay Miller, wide receiver
Paul Linford, def. tackle

1974

Brad Oates, off. tackle
Lloyd Fairbanks, off. guard
Orrin Olson, center
Gary Sheide, quarterback

Lance Reynolds
All-WAC 1977



Keith Rivera, def. end
Paul Linford, def. tackle
Larry Carr, linebacker

1975

Brad Oates, off. tackle
Jeff Blanc, running back
Sid Smith, linebacker
Gary Shaw, def. back
Dana Wilgar, def. back

1976

Brian Billick, tight end
Dave Hubbard, off. line
Gifford Nielsen, quarterback
Jeff Blanc, running back
Mekeli Ieremia, def. end
Bill Rice, def. line
Rod Wood, linebacker
Blake Murdock, linebacker
Dana Wilgar, def. back

1977

Mike Chronister, receiver
Keith Uperesa, off. tackle
Lance Reynolds, off. tackle
Todd Christensen, fullback
Mekeli Ieremia, def. end
Mark Bernsten, linebacker
Jason Coloma, def. back

1978

Mike Chronister, receiver
Tom Bell, off. line
Al Gaspard, off. line
Jim McMahon, quarterback
Mat Mendenhall, def. line
Larry Varner, def. line
Larry Miller, linebacker
Jason Coloma, def. back

1979

Lloyd Jones, wide receiver
Clay Brown, tight end
Tom Bell, off. line
Nick Eyre, off. line
Danny Hansen, off. line
Scott Nielson, off. guard
Marc Wilson, quarterback
Homer Jones, running b
Glen Titensor, def. end
Glen Redd, linebacker
Gary Kama, linebacker

Rodney Thomas
All-WAC 1986



John Neal, def. back
Bill Schoepflin, def. back

1980

Jim McMahon, quarterback
Lloyd Jones, wide receiver
Clay Brown, tight end
Nick Eyre, off. tackle
Calvin Close, off. guard
Glen Titensor, def. line
Brad Anae, def. end
Glen Redd, linebacker
Bill Schoepflin, def. back
Mark Brady, def. back
Clay Brown, punter

1981

Jim McMahon, quarterback
Dan Plater, wide receiver
Calvin Close, off. guard
Brad Anae, def. end
Kyle Whittingham, linebacker

1982

Steve Young, quarterback
Gordon Hudson, tight end
Bart Oates, center
Lloyd Eldredge, off. guard
Vince Stroth, off. tackle
Chuck Ehin, nose guard
Mike Morgan, def. tackle
Todd Shell, linebacker
Tom Holmoe, def. back
Mike Mees, punter

1983

Steve Young, quarterback
Gordon Hudson, tight end
Todd Shell, linebacker
Casey Tiumalu, run. back
Rex Burningham, off. tackle
Brandon Flint, def. end
Jon Young, def. back

1984

Robbie Bosco, quarterback
Glen Kozlowski, receiver
David Mills, tight end
Marv Allen, linebacker
Trevor Matich, center
Craig Garrick, off. guard
Kyle Morrell, def. back
Jim Herrmann, def. end

Rich Kaufusi
All-WAC 1990



1985

Jason Buck, def. tackle
Mark Bellini, wide receiver
Trevor Molini, tight end
Kurt Gouveia, linebacker
Lakei Heimuli, fullback
Leon White, linebacker
Dave Wright, off. tackle

1986

Jason Buck, def. tackle
Shawn Knight, def. tackle
Lakei Heimuli, running back
Mark Bellini, wide receiver
Rodney Thomas, def. back

1987

John Borgia, off. guard
Leonard Chitty, kicker
David Futrell, nose guard
Troy Long, def. back
Thor Salanoa, linebacker

1988

Chuck Cutler, wide receiver
Bob Davis, linebacker
Rodney Rice, def. back
Pat Thompson, punter
Brian White, off. tackle

1989

Eric Bergeson, def. back
Bob Davis, linebacker
Ty Detmer, quarterback
Mo Elewonibi, off. guard
Chris Smith, tight end

1990

Matt Bellini, halfback
Andy Boyce, wide receiver
Ty Detmer, quarterback
Alema Fitsemanu, LB
Neal Fort, off. tackle
Earl Kauffman, punter
Rich Kaufusi, def. tackle
Brian Mitchell, def. back
Chris Smith, tight end
Robert Stephens, center

1991

Rocky Biegel, linebacker
Ty Detmer, quarterback
Bryan May, off. guard
Byron Rex, tight end

Tim McTyer
All-WAC 1996



1992

Scott Brumfield, off. line
Lenny Gomes, off. line
Eric Drage, wide receiver
Derwin Gray, def. back
Shad Hansen, linebacker
Garry Pay, center
Byron Rex, tight end

1993

Todd Herget, linebacker
Eric Drage, wide receiver
Mike Empey, off. line

1994

Randy Brock, def. end
Evan Pilgrim, off. guard
Jamal Willis, halfback

1995

Chad Lewis, tight end
Larry Moore, off. line
John Raass, def. line
Shay Muirbrook, linebacker
Stan Raass, linebacker
James Dye, returner

1996

Itula Mili, tight end
Chad Lewis, tight end
Larry Moore, off. line
Steve Sarkisian, quarterback
Henry Bloomfield, def. line
Shay Muirbrook, linebacker
Tim McTyer, def. back
Omarr Morgan, def. back
James Dye, rtn specialist

1997

Omarr Morgan, def. back
John Tait, off. line

1998

John Tait, off. line
Rob Morris, linebacker
Brian Gray, cornerback
Daren Yancey, def. line

1999

Kevin Feterik, quarterback
Byron Frisch, def. end
Brian Gray, def. back
Margin Hooks, wide receiver
Matt Johnson, off. line
Rob Morris, linebacker

2000

Owen Pochman, kicker
Setema Gali, def. end
Justin Ena, linebacker
Aaron Edmunds, punter

2001

Luke Staley, running back
Brandon Doman, quarterback
Reno Mahe, wide receiver
Doug Jolley, tight end
Jason Scukanec, center
Ryan Denney, def. end
Jernaro Gilford, def. back
Justin Ena, linebacker

2002

Dustin Rykert, off. line
Brady Poppinga, def. line
Matt Payne, punter

2003

Aaron Francisco, safety
Brady Poppinga, def. line
Matt Payne, punter

2004

Todd Watkins, wide receiver
Aaron Francisco, safety
Brady Poppinga, def. line
Matt Payne, punter

2005

John Beck, quarterback
Curtis Brown, running back
Jonny Harline, tight end

2006

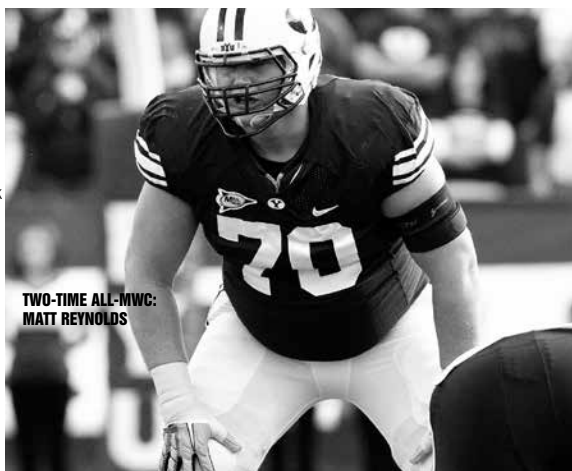
John Beck, quarterback
Curtis Brown, running back
Jonny Harline, tight end
Jake Kuresa, off. line
Cameron Jensen, linebacker

2007

Max Hall, quarterback
Dennis Pitta, tight end
Ray Feinga, off. line
Dallas Reynolds, off. line
Jan Jorgensen, def. line
Bryan Kehl, linebacker

2008

Austin Collie, wide receiver
Dennis Pitta*, tight end
Ray Feinga, off. line



Dallas Reynolds, off. line
Jan Jorgensen, def. line

2009

Dennis Pitta, tight end
Harvey Unga, running back
Matt Reynolds, off. line
Jan Jorgensen, def. line

2010

Matt Reynolds, off. line
Andrew Rich, def
Vic So'oto, def. line


2011*

Riley Nelson, quarterback
Cody Hoffman, wide receiver
Braden Hansen, off. line
Matt Reynolds, off. line
Kyle Van Noy, linebacker
Travis Uale, def. back
Corby Eason, def. back

2012*

Cody Hoffman, wide receiver
Braden Brown, off. line
Ezekiel Ansah, def. line
Kyle Van Noy, linebacker
Riley Stephenson, punter
JD Falslev, kick returner

**All-Independent Selections*



*To view BYU's 2013
All-Independent honorees,
turn to page 100*

John Tait
All-WAC 1997, 1998



Todd Watkins
All-MWC 2004



Cameron Jensen
All-MWC 2006



Dennis Pitta
All-MWC 2007, 2008, 2009





ALL-AMERICANS (select bios)

ELDON FORTIE ('61,'62) Nicknamed "The Phantom," Fortie broke 21 school records and is one of only two players in BYU football history to have his number retired. Rushed for 1,149 yards, an average of 5.8 per carry, and passed for 814 yards in 1962. Holds BYU record for most rushing yards in a game (272).

JAY MILLER ('73) Led the nation in receiving with 100 receptions for 1,181 yards including eight touchdowns. Holds BYU record for most receptions in a game (22) and most receiving yards in a game (263).

WAYNE BAKER ('74) Named second team All-American his senior season when he finished with 82 tackles (67 assisted, 15 solo). He also recorded nine quarterback hurries and 10 quarterback sacks as a senior.

BRAD OATES ('75) He was All-Western Athletic Conference and co-captain his last two seasons at BYU, and was named second team All-American by the Associated Press.

GIFFORD NIELSEN ('76) Nicknamed



Marc Wilson • 1978,'79

the "Mormon Rifle," he threw 207 completions for 3,192 yards and 29 touchdown passes. Led nation in touchdown passes, second in total offense, fourth in passing. As a team, the Cougars finished first in passing (307.8), sixth in total offense (424.4) and eighth in NCAA scoring (31.9). 1994 College Football Hall of Fame inductee.

MARC WILSON ('78,'79) Threw 250 completions for 3,720 yards with 29 touchdown passes. Threw seven touchdown passes in first start. Led NCAA in total offense. Ranked fourth in the nation in passing efficiency with a 147.1 rating. 1979 Senior Bowl MVP. Finished third in Heisman voting. Set 19 NCAA records in his career. Winner of Sammy Baugh Trophy as college passer of the year. Led team to an undefeated regular season and was named the Holiday Bowl's Offensive MVP. 1996 College Football Hall of Fame inductee.

CLAY BROWN ('80) Made game winning "hail mary" catch in 1980 Holiday Bowl against SMU. Had 1,009 receiving yards in 1980.

NICK EYRE ('80) Nicknamed "The Bear." Was BYU's first consensus All-American lineman. Finished third in the Outland Trophy voting. Was a three-year starter for 24 consecutive games.

JIM McMAHON ('80,'81) Led nation with 4,571 yards passing including 47 touchdowns in 1980. First Division I player to pass for more than 4,000 yards in a season. Set

or tied 26 NCAA records. Led nation in total offense (385.6) and pass efficiency (176.9), which ranks fourth all-time in NCAA history. Finished fifth in Heisman voting. Won first-ever Davey O'Brien Award in 1981. Led nation with 3,555 yards passing including 30 touchdowns. Led the NCAA in pass efficiency (155.0) and total offense (345.8). Finished third in Heisman voting. Finished career with 75 NCAA records. 1998 College Football Hall of Fame inductee.

BART OATES ('82) As a two-year starter on the offensive line, Oates earned Honorable Mention All-WAC in 1981 and All-WAC First Team in 1982. He was also named to the All-District VII All-Academic team. Oates also enjoyed a successful career in the NFL.

GORDON HUDSON ('82,'83) A two-time All-American, Hudson had 67 catches for 928 yards and six touchdowns in 1982 and 44 catches for 596 yards and six touchdowns in 1983. He was also a two-time first-team All-WAC selection. He set five NCAA records.

STEVE YOUNG ('83) Won Davey O'Brien Award and finished runner-up for the Heisman. BYU led nation in total offense and was second in scoring. Cougars set NCAA total offense record with 584.2 yards per game.

ROBBIE BOSCO ('84,'85) Led BYU to only National Championship in school history. Led nation in total offense and finished runner-up in passing efficiency (151.8). Runner-up for Davey O'Brien Award and

Gordon Hudson • 1982,'83

BYU's Consensus All-Americans

A "consensus All-American" is a player who is listed as a first team All-American by at least half of the recognized lists.

Marc Wilson	QB	1979	Mo Elewonibi	OL	1989
Nick Eyre	OL	1980	Chris Smith	TE	1990
Jim McMahon	QB	1981	Ty Detmer	QB	1990
Gordon Hudson	TE	1982	Ty Detmer	QB	1991
Gordon Hudson	TE	1983	Luke Staley	RB	2001
Steve Young	QB	1983	Dennis Pitta	TE	2009
Jason Buck	DL	1986			





Steve Young • 1983



Robbie Bosco • 1984



Jim McMahon • 1980, 1981



Jay Miller • 1973, 1974



Ty Detmer • 1990, 1991

third in Heisman voting.

KYLE MORRELL ('84) As BYU's safety Morrell was honored as the WAC Defensive Player of the Year with 70 tackles, three interceptions and one sack.

LEON WHITE ('84) Selected defensive MVP of the 1984 Holiday Bowl. Named second-team All-America by The Sporting News as a junior (1984) and honorable mention All-America as a senior (1985) by the AP. Had 10 pass deflections in 1984, including five against Utah State. Recorded 90 tackles, five tackles for loss and two sacks his senior season.

DAVID MILLS ('84) Led team in receiving during his senior season when he caught 60 passes for 1,023 yards and seven touchdowns. Played on four WAC championship teams, including the National Championship team in '84.

TREVOR MATICH ('84) Was named to the AP All-America Third Team and Football News Honorable Mention as a center. Also named All-WAC First Team, played in the senior bowl, and was the 28th pick in the 1985 NFL draft by the New England Patriots.

MARK BELLINI ('85) A former walk-on, Bellini led BYU with 63 receptions for 1,008 yards, including 14 touchdowns his senior season in 1985. He was also 10th nationally in receiving average of 5.7 catches per game. Had 138 receptions, 2,267 yards receiving and 23 touchdowns in his career.

TREVOR MOLINI ('85) Named third-team All-American as a tight end his sophomore season and received an honorable mention nod during his junior season. Caught 63 passes for 849 yards and three touchdowns as a sophomore. Caught 11 passes for 186 yards and two touchdowns against

New Mexico in 1985.

JASON BUCK ('85,'86) Became only the third player in the western United States to win Outland Trophy. Had 59 tackles, 13 tackles for loss and 12.5 sacks in 1986.

PAT THOMPSON ('88) Led conference in punting with 49 punts for 2,195 yards, an average of 44.8 yards per punt. Led the nation in punting for much of the season.

MO ELEWONIBI ('89) Didn't play football until after high school. Led BYU to a 10-3 record, a berth in the Holiday Bowl and graded out four times with perfect pass protection as a senior. He was the 1989 Outland Trophy winner.

BOB DAVIS ('89) Had 137 tackles, including six sacks his senior season. Dick Butkus Award candidate.

CHRIS SMITH ('89,'90) Led team with 60 catches for 1,090 yards, including five touchdowns in 1989. Set NCAA record for tight end with 1,156 yards receiving in 1990. Caught 68 passes and scored two touchdowns.

TY DETMER ('90,'91) First collegian from the Rockies to win the Heisman Trophy. Played for 5,188 yards and 41 touchdowns. Member of the NCAA All-Decade team. Still holds three NCAA records. His career record of 15,031 yards passing is fifth highest in Division I football history.

BYRON REX ('92) Named UPI second team All-American tight end in 1992. He was also a two-time All-WAC selection (1991-1992).

ALAN BOARDMAN ('93) A four-year starter who recorded 204 punts for 8,636 yards, averaging 42.3 yards per kick. His freshman year he ranked ninth among punters nationally with a

43.13 average per kick.

EVAN PILGRIM ('92,'94) A three-year starter on BYU's offensive line. In 1994, his senior season, Pilgrim anchored an offensive line that was fifth in the nation in total offense. He helped Jamal Willis become the all-time leading rusher in BYU history, and led the Cougars to a No. 10 national ranking (final season ranking). Pilgrim was named a second team All-American guard by the Associated Press after his senior year.

ITULA MILI ('96) Had 46 catches for a nation-leading 692 yards and three touchdowns for tight ends. First-team All-WAC after senior season.

STEVE SARKISIAN ('96) He had a record-setting two-year (1995-96) career at BYU. Sarkisian completed 549-of-824 passes (66.6 percent) for 7,755 yards and 55 TDs in his career. As a senior in 1996, he led the nation in passing efficiency (173.6, the seventh best mark ever) as the Western Athletic Conference champion Cougars went 14-1 and won the Cotton Bowl. He was the WAC Offensive Player of the Year in 1996 and a second-team All-American.

ROB MORRIS ('98,'99) Two-time all-conference selection. His 345 career tackles is eighth all-time at BYU. He was a first round draft pick in 2000 by the Indianapolis Colts. Morris was named to the Associated Press, The Sporting News and Football News All-American first-teams after his senior year. He was also a semifinalist for Butkus Award, given to nation's top linebacker, and the WAC Defensive Player of the year in 1998 after posting 147 tackles during his junior season.



LUKE STALEY ('01) NCAA leader in scoring (15.45 points per game) and third in the nation in rushing average at 143.82 yards per game. Set BYU single season records in touchdowns scored (28), most points scored (170) and rushing yards (1,596). He led BYU to 12-2 record and MWC Championship. He earned the nation's top running back award, the Doak Walker Award, after his outstanding junior season.

DANIEL COATS ('03) Set a BYU freshman tight end receiving record with 30 receptions for 378 yards and four touchdowns. Named a Sporting News Freshman All-American in 2003.

MATT PAYNE ('04) In 2004 he was named AFCA and Sporting News First Team All-American and AP Second Team All-American as a punter. 2004 Ray Guy and Lou Groza Award Semifinalist. Led the nation with 51 punts for an average of 48.0 yards per punt while earning All-America honorable mention recognition in 2002. He was also an All-MWC First Team selection three times (2002-04).

JONNY HARLINE ('06) Picked up six All-America citations, including first team honors from The Sporting News, ESPN, College Football News, CBS Sportsline.com, SI.com and third team honors from the Associated Press. Harline led all BYU receivers in receiving yards (935) and touchdowns (12).

JOHN BECK ('06) Named a Sporting News second team All-American while picking up Honorable Mention citations from CBS Sportsline.com, Pro Football Weekly and College Football News. Beck finished his BYU career as the second Cougar passer to surpass to 10,000-yard mark.

JAKE KURESA ('06) Named a College Football News second team All-American while earning an Honorable Mention citation from The Sporting News. Anchored an offensive unit that was fourth in the nation in yards per game. He started games at tackle, guard and center during the 2006 season.

JAN JORGENSEN ('06) Earned third team Freshman All-America honors from the Sporting News. Jorgensen started each of BYU's 13 games as a freshman. He tied had four sacks and led all defensive linemen with 34 total tackles.

HARVEY UNGA ('07) Named a Rivals.com second team Freshman All-American in 2007 after compiling 1,050 rushing yards and 600 receiving yards. Unga is the Cougars' all-time leading freshman running back and the first BYU freshman to eclipse the 1,000-yard mark in a single season. He holds the school record for most 100-yard rushing games as a freshman with seven and holds the MWC Freshman Rushing record with 1,227 yards. Received College Football News Sophomore Team honorable mention in 2008 after rushing for 1,132 yards.

DALLAS REYNOLDS ('05,'08) Named a College Football News third team All-American as a senior center in 2008 after anchoring an offensive unit that was ranked No. 6 in the nation in passing and No. 16 in total offense. Named a Sporting News third team Freshman All-American and a Rivals.com second team Freshman All-American in 2005 on offense that was ranked No. 13 in the nation. He started in all 12 games as a freshman and all 51 games of his career.

AUSTIN COLLIE ('08) Named to six different All-America teams as a junior in 2008 after leading the nation with 1,538 receiving yards and 118.31 yards per game. He was named to the CBSSports.com First Team, earned second-team honors from AP, The Sporting News, Sports Illustrated and Rivals and third-team recognition from College Football News. Declared early for the NFL Draft as BYU's career receiving leader. Named a Sporting News Second Team Freshman All-American in 2004 after leading the nation's freshman receivers with 4.82 catches per game and 70.1 yards per game. He was also the 2004 MWC Freshman of the Year.

DENNIS PITTA ('08,'09) Named a consensus All-American in 2009. Earned first-team honors by Walter Camp Foundation, AFCA, and Pro Football Weekly; second team by AP, Sports Illustrated, CBS Sports and Rivals; third-team by Sporting News and Phil Steele; HM by College Football News. Set the NCAA record for career receiving yards by a tight end (2,901). Was Rivals.com All-America Third Team in 2008. Also received honorable mention from Sports Illustrated and College Football News.

MATT REYNOLDS ('08) Named to four different Freshman All-America teams in 2008, including Football Writers Association of America first team, Rivals.com first team, College Football News.com first team and Sporting News second team. Started all 13 games on veteran offensive line featuring four other senior starters. Received College Football News Sophomore Team recognition in 2009.

BRADEN HANSEN ('09) Named a first-team Freshman All-American by Football Writers Association of America and Phil Steele. Received honorable mention from College Football News.

RILEY STEPHENSON ('12) Named AP second team, SI.com second team, CBSSports.com second team, Phil Steele third team, College Sports Madness third team.

KYLE VAN NOY ('12,'13) Named to CBSSports.com second team, AP third team, Phil Steele third team, College Sports Madness third team and SI.com honorable mention after completing his second straight season of recording a stat in every major defensive category in 2012. Named to Walter Camp Second Team, Athlon Sports third team, CBSSports.com third team, Lindy's Sports third team and Phil Steele third team and received SI.com honorable mention in 2013.

BYU ALL-AMERICANS

YEAR	NAME	LEVEL/ORGANIZATION
1934	Wilson, Jessie	All-America
1939	Vaughn, Lloyd	Third Team AP
1959	Dennis, Lonnie	Third Team Williamson
1961,62	Fortie, Eldon	First Team NEA (61), Second Team UPI, AP, Williamson, Football News, Third Team AFCA
1967	Odle, Phil	First Team Dell Sports
1971	Gravelle, Gordon	Second Team AP, UPI, Universal Sports
1972	Van Valkenburg, Pete	Second Team Universal Sports, Third Team AP
1973	Miller, Jay	First Team Universal Sports
1974	Baker, Wayne	Second Team NEA
1975	Olsen, Orrin	All-America
1975	Oates, Brad	Second Team AP
1976	Nielsen, Gifford	First Team Football Writers of America, Second Team UPI, AP
1978,79	Wilson, Marc	Churchmen's (78), Consensus (79), AFCA, FWAA, UPI, AP, Walter Camp, Churchmen's (79)
1978	Coloma, Jason	Third Team AP
1978	Wood, Rod	Churchmen's
1979	Bell, Tom	Churchmen's
1980,81	McMahon, Jim	First Team Kodak, College and Pro Football Weekly, Second Team AP, UPI (80), Consensus (81)
1980	Eyre, Nick	Consensus, First Team AFCA, AFWAA, Second Team UPI, Third Team AP
1980	Brown, Clay	Second Team UPI, Third Team AP
1982	Oates, Bart	Second Team
1982,83	Hudson, Gordon	Consensus (82,83)
1983	Young, Steve	Consensus
1984	Millis, David	First Team Athlon
1984	Morrell, Kyle	First Team AP, Second Team Sporting News
1984	White, Leon	Second Team Sporting News
1984,85	Bosco, Robbie	Second Team UPI, Third Team FB News, Sporting News, AP (84), Second Team Football News (85)
1984	Matich, Trevor	Third Team AP
1985	Molini, Trevor	Third Team Football News
1985	Bellini, Mark	Second Team UPI, Third Team AP
1985,86	Buck, Jason	Third Team AP (85), Consensus (86)
1986	Knight, Shawn	Third Team AP
1988	Thompson, Pat	First Team Kodak, FWAA, Scripps-Howard, Second Team AP, UPI
1989,90	Smith, Chris	Consensus (89, 90)
1989	Davis, Bob	Third Team Football News, AP
1989	Elewonibi, Mo	Consensus
1990,91	Detmer, Ty	Consensus (90, 91)
1991,92,93	Brock, Randy	First Team Freshman FB News (91), First Team Soph. FB News (92), Almost FB News (93)
1992,93	Drage, Eric	Almost Football News (92,93)
1992	Gray, Detwin	Almost Football News (92)
1992	Hansen, Shad	Third Team Football News
1992,94	Pilgrim, Evan	Second Team Sophomore Football News (92), Second Team AP (94)
1992	Rex, Byron	Second Team UPI, Almost Football News
1993	Walsh, John	First Team Sophomore Football News, Almost Football News
1993	Herget, Todd	Almost Football News
1993	Boardman, Alan	Freshman Football News, Almost Football News
1993	Empey, Mike	Almost Football News
1993	Willis, Jamal	Almost Football News
1995	Raass, John	First Team Successful Farming Magazine
1995	Raass, Stan	First Team Successful Farming Magazine
1996	Mili, Itula	First Team AFCA
1996	Sarkisian, Steve	Second Team Football News
1996	Tait, John	Freshman - The Sporting News
1997	Dabney, Jaron	Second Team Freshman The Sporting News
1997	Johnson, Dustin	Successful Farming Magazine
1998,99	Morris, Rob	First Team FB News (98), Second Team Sporting News, AFCA, Third Team FB News (99)
1999,01	Staley, Luke	Third Team Freshman Sporting News (99), Consensus (01)
2001	Dennney, Ryan	Fourth Team Sporting News
2003	Coats, Daniel	Freshman - The Sporting News
2004,08	Collie, Austin	2nd Team Fresh. Sporting News (04), 2nd Team Rivals, SI.com, AP, Sporting News, CBSSports.com (08)
2004	Payne, Matt	First Team NCAA, AFCA, Sporting News, Second Team AP
2005,08	Reynolds, Dallas	Second Team Rivals.com Fresh., Third Team Sporting News Fresh. (05) Third Team (08)
2006	Harline, Johnny	First Team Sporting News, CBSSports, FB News, SI.com, ESPN, Third Team AP
2006	Beck, John	Pro Football Weekly, College Football News, Second Team Sporting News
2006	Kuresa, Jake	Second Team College Football News
2006	Jorgensen, Jan	Third Team Freshman Sporting News
2007	Unga, Harvey	Second Team Freshman Rivals.com, Scout.com Freshman, Second Team Freshman The Sporting News
2007	Feinga, Rey	Second Team SI.com
2008,09	Pitta, Dennis	Third Team Rivals.com (08); Consensus (09), Walter Camp First Team (09), AFCA First Team (09), Pro Football Weekly First Team (09), AP Second Team (09), SI.com Second Team (09) CBS Sports Second Team (09), Sporting News Second Team (09), Phil Steele Third Team (09), College Football News honorable mention (08,09), SI.com honorable mention (08)
2008,09	Reynolds, Matt	Freshman FWAA First Team, Rivals.com, CFB News, Sporting News, First Team CFB News Sophomore
2009	Hansen, Braden	First Team FWAA Freshman, First Team Phil Steele Freshman
2012	Stephenson, Riley	AP Second Team, SI.com Second Team, CBSSports.com Second Team, Phil Steele Third Team, College Sports Madness Third Team
2012,13	Van Noy, Kyle	AP Third Team (12), CBSSports.com Second Team (12), Phil Steele Third Team (12,13), College Sports Madness Third Team (12), Walter Camp Second Team (13), Athlon Sports Third Team (13), CBSSports.com Third Team (13), Lindys Sports Third Team (13), SI.com Honorable Mention (12,13)



ACADEMIC ALL-AMERICANS

With 31 Academic All-Americans, BYU's reputation as a nationally renowned academic institution continues to grow. Since 1965, BYU's 31 Academic All-Americans have earned 37 Academic All-American citations.

BYU'S ACADEMIC ALL-AMERICANS

VIRGIL CARTER	1965	TY MATTINGLY	1986	CHAD LEWIS	1996
CASEY BOYETTE	1966	CHUCK CUTLER	1987	BEN CAHOON	1997
VIRGIL CARTER	1966	CHUCK CUTLER	1988	JARED LEE	2000
PAUL EHRLMANN	1966	TIM CLARK	1988	RYAN DENNEY	2001
DAN TAYLOR	1972	FRED WHITTINGHAM	1989	NATHAN MEIKLE	2005
DAN TAYLOR	1973	ANDY BOYCE	1990	DAVID OSWALD	2008
STEVE STRATTON	1973	BRAD CLARK	1992	KELLEN FOWLER	2008
STEVE MILLER	1976	BRUCE JENNE	1992	MATT BAUMAN	2008
STEVE SMITH	1976	ERIC DRAGE	1992	SCOTT JOHNSON	2009
SCOTT PHILLIPS	1980	ERIC DRAGE	1993	MATT BAUMAN	2009
DAN PLATER	1981	CORY COOK	1994	BRYAN KARIYA	2010
STEVE YOUNG	1983	ALAN BOARDMAN	1994		
MARV ALLEN	1984	ALAN BOARDMAN	1996		



Steve Young • 1983



Ty Mattingly • 1986



Chuck Cutler • '87 & '88



Eric Drage • '92 & '93



Alan Boardman • '94 & '96



Chad Lewis • 1996



Ben Cahoon • 1997



Jared Lee • 2000



Ryan Deney • 2001



Nathan Meikle • 2005



David Oswald • 2008



Kellen Fowler • 2008



Matt Bauman • '08 & '09



Scott Johnson • 2009



Bryan Kariya • 2010

AAA

Abbott, Fielding 1946-47
 Adams, Doug 1972-74
 Adams, John 1981
 Adams, Richard 1967-69
 Adams, Tim 1989
 Affleck, Dave 1972-73
 Aguirre, Lee 2009-10
 Ah You, Charlie 1973-75
 Ah You, CJ 2001, 03
 Ah You, Harland 1995-97
 Ah You, Matt 2003-04, 08
 Aiono, Aissac 2001-03
 Aitken, Ray 1949
 Akeo, Ladd 1984-86
 Akerfelds, Daniel 1982-83
 Alba, Micah 2002-04
 Albrecht, Scott 1994
 Alexander, Payton 1926-27
 Alger, Ned 1950
 Alisa, Michael 2008, 11-pres.
 Allen, Bill 1974-75
 Allen, Eddie 1936-37
 Allen, James 2002-03
 Allen, Mark 1983-84
 Allen, Marvin 1978, 81-84
 Allen, Matt 2004-07
 Allen, Paul 1960-61
 Alletto, Nick 2007-10
 Alletto, Terrance 2009, 12-pres
 Alphin, Bob 1964-65
 Alphin, Dave 1965-67
 Allred, Art 1969-70
 Allred, Mart 1956
 Ambrosius, Joe 1995-97
 Anae, Brad 1980-81
 Anae, Famika 1954-55
 Anae, Famika 2010-12
 Anae, Robert 1982-84
 Andersen, Jason 1994-97
 Andersen, RJ 1996-97
 Anderson, Jason 1998
 Anderson, John 1949
 Anderson, Justin 2001-02
 Anderson, Kenneth 1924
 Anderson, LeGrande 1925-26
 Anderson, Mel 1941
 Anderson, Neil 1982-83
 Anderson, Rob 1979-80
 Anderson, Steve 1982
 Anderson, Tyler 1988, 91-93
 Anderton, Judd 2005-07
 Andrews, Regan 1981-83
 Andrus, Lou 1965-66
 Ane, Neal 1976
 Ansah, Ezekiel 2010-12
 Apo, Ross 2011-pres.
 Apostol, Kip 1976-77
 Archibald, Ben 1997, 00-01
 Arellano, Scott 2013-pres.
 Armstrong, Bob 1982-83
 Arnold, Josh 1988-91
 Asay, Bert 1934-35
 Ash, Wayne 1956
 Ashdown, Bob 1964-66
 Ashman, John 1990
 Ashworth, Luke 2005, 08-10
 Atkinson, Bryant 2002-03
 Atkinson, Dave 1971-73
 Atkinson, Jordan 2009-2010

Atuaia, Donny 1996-1999
 Atuaia, Mark 1991, 94-96
 Attig, Aaron 2007
 August, Bill 1971-72
 Aulai, Sete 2006-07
 Aupui, David 1979-82
 Autentico, Randy 1963
 Awai, Barrett 1991-92

BBB

Badger, Chris 2013-pres.
 Badger, Lonnie 1953
 Bailey, Joe 1971-73
 Bailey, Mike 1971
 Baker, Frank 1961-63
 Baker, Wayne 1972-74
 Baldwin, Tom 1993-95
 Balholm, Neil 1981-82
 Ball, Jason 1993
 Ballard, Jim 1963
 Ballif, Ariel 1924
 Ballif, Jae 1950-52
 Ballif, Mark 1929
 Balmforth, Jim 1988-90
 Baltzer, Tom 1966-67
 Banker, Carl 1962-63
 Banky, Richard 1965-67
 Banzhaf, Steve 1970
 Barker, Todd 1999
 Barney, Chad 2002-03
 Barrow, Bob 1961-63
 Barrus, Dave 1958-59
 Basinger, Earl 1927
 Bateman, Eric 1995-97
 Bateman, Fred 1939-40
 Bateman, Max 1936-37
 Bates, Dan 2004-06
 Bates, Derick 1995-98
 Bates, Layne 1989
 Bauman, Matt 2004, 07-09
 Bean, Bob 1966-67
 Bean, Larry 1952
 Bean, Ron 1943-54
 Beatty, Byron 1989
 Bechtold, John 1983
 Beck, Jason 2004, 06
 Beck, John 2003-06
 Beck, Ryan 2004-05
 Beck, Tyler 2007, 11-13
 Beckett, Paul 1988
 Beckstead, Chad 1936-38
 Beckstrom, Mark 1949
 Belcher, Curg 1964-67
 Bell, Jeff 2007-09
 Bell, Tom 1977-79
 Bellini, Mark 1982, 84-86
 Bellini, Matt 1987-90
 Belnap, Bud 1958-60
 Bench, Dean 1925
 Benson, Don 1948-50
 Bennion, Roy 1955, 58-59
 Bergeson, Eric 1988-89
 Berry, Matt 2002-05
 Berry, Rex 1948-50
 Berntsen, Mark 1975-77
 Bertotti, George 1932
 Betham, Jimmy 1999-00
 Betham, John 1972-74
 Beverley, Kish 2002
 Biddulph, Floyd 1931-32

Biddulph, Buddy 1925
 Biddy, Bob 1975-76
 Biegel, Rocky 1988-91
 Biegel, T.D. 1993-94
 Billick, Brian 1974-76
 Bills, Bob 1951
 Bills, Craig 2009, 12-pres.
 Bills, KC 2003, 05
 Bills, Karol 1949, 52
 Bingham, Neil 1968-70
 Bird, Forest 1936-38
 Bird, Ken 1941-42
 Bird, Nick 1923
 Bisgaard, Christopher 1995-96
 Bisho, Chris 1986, 87
 Blackham, Gordon 1964-65
 Blackham, Shirl 1939-40
 Blackwell, Clay 1978-79
 Blanc, Jeff 1973-76
 Bledsoe, Jared 1998
 Bloomfield, Henry 1995-96
 Bloomfield, Tefua 1994-95
 Boardman, Alan 1993-96
 Bockwoldt, Colby 2000-03
 Bolden, Chris 2006-07
 Bolli, Tyler 1993-96
 Borgia, John 1984-87
 Bosco, Angelo 1951
 Bosco, Robbie 1983-85
 Boulter, Roy 1947
 Bower, Wayne 1971-73
 Bowers, Carl 1969-71
 Bowers, Dan 1969-71
 Bowers, Wesley 1942
 Bowman, Bernardino 1922-24
 Bowman, George 1951-53
 Bowman, Spero 1970-71
 Boyce, Andy 1988-90
 Boyette, Casey 1966-68
 Bozich, Craig 1966-68
 Bradford, Perry 1978
 Bradley, Brandon 2007-10
 Brady, Mark 1979-81
 Brady, Mike 1960-62
 Brady, Phil 1962-64
 Brady, Steve 1980-81
 Braga, Matt 1979-80
 Brandon, Josh 2002-03
 Brathwaite, Reynaldo 2003
 Bray, Ken 1963-65
 Brewster, Dennis 1963-65
 Bright, Travis 2006-08
 Brink, Lloyd 1938-40
 Brinley, Eldon 1928-30
 Brock, Randy 1991-94
 Brooks, Brannon 2008
 Brooks, Dave 1971-73
 Brooks, Michael 1988
 Brown, Algernon 2013-pres.
 Brown, Braden 2009-12
 Brown, Clay 1978-80
 Brown, Curtis 1958
 Brown, Curtis 2002, 04-06
 Brown, Jackson 2003
 Brown, Mania 2003-05
 Brown, R.K. 1957-58
 Brown, Reed 1976
 Brown, Rhen 2010
 Brown, Terence 2005, 09-11
 Brown, Tyrone 1997-98



Brumfield, Scott	1991-92
Brundage, Dewey	1951-53
Bryant, Bill	1990-92
Bryant, Dan	1995
Bryson, Thomas	2010
Buchanan, Kayle	2004-07
Buchanan, Rob	1978-79
Buck, Jason	1985-86
Buckner, Robbie	2009-12
Bullock, Burt	1956, 58-59
Bunker, Carl	1962-63
Bunnell, Karl	1927-29
Bunnell, Merrill	1922-23
Burbidge, Jon	2001-04
Burningham, Rex	1982-83
Burr, Bruce	1950
Burr, Tom	1951
Busenbark, Don	1986-88
Bushore, Don	1946-49
Buswell, Blair	1981
Butler, Tony	1982
Buys, Joseph	1926-28
Bybee, Royce	1979-80

CCC

Cabulagan, Pat	1981-83
Cahoon, Ben	1996-97
Cahoon, Brad	1986-87
Caldwell, Paul	1955-58
Call, Dee	1942
Call, Ken	1967-68
Campbell, Jason	1995
Campora, Steve	1956
Campos, Dave	1977
Cannon, Curt	1996-97
Carlile, Alan	1977
Carlson, Brent	2000-03
Carlson, Chuck	1974-76
Carlson, Clark	1973-75
Carlson, Kent	1986
Carlson, Steve	1979-80
Carr, Larry	1972-74
Carter, Virgil	1964-66
Carter, Ross	1952
Chadwick, Dave	1948-49, 52
Chaffetz, Jason	1988-89
Chamberlain, Garth	1939-41
Chamberlain, Royal	1922
Chamberlain, Royal	1992-93
Chambers, O'Neill	2008-09
Charlton, Scott	1989-91
Chatterton, Marc	1942
Chatterton, Marcell	1946
Chipman, Dee	1939-41
Chitty, Leonard	1986-87
Chow, Warren	1987
Christensen, David	2000, 02-03
Christensen, Jack	1936-38
Christensen, John	1990-91
Christensen, Quinn	2002-03
Christensen, Rex	1937
Christensen, Steve	1968
Christensen, Steve	1992-93
Christensen, Toby	2000-03
Christensen, Todd	1974-77
Christiansen, Brian	2002
Christianson, Frank	1992-93
Christley, Milan	1957-59
Christopoulos, Tony	1949

Chronister, Mike	1976-78
Clark, Brad	1989-92
Clark, Glen	1946-49
Clark, Jayson	2006
Clark, Tim	1986-88
Clark, Tom	1956-57
Clarke, Willard	1925-26
Clawson, Coleby	2008-09
Clements, Steve	1992-94
Close, Calvin	1977, 80-81
Clove, Alvie	1949-50
Coats, Daniel	2003-06
Cobabe, John	1954
Coggins, Deven	1988-89
Cole, Tom	1958-59
Collie, Austin	2004, 07-08
Collie, Scott	1979-82
Collie, Zac	2004-06
Coloma, Jason	1976-78
Colson, Terry	1965-67
Colvin, Reed	1927
Condie, Brandon	1996-97
Condie, Howard	1957
Condie, Vernon	1931-33
Conners, Chris	1990-91
Conrad, Mike	1961-63
Cook, Ben	1995-97
Cook, Cory	1993-94
Cook, Jamie	1994-95
Cook, Jerry	1965-67
Cook, Wayne	1934-35
Coon, Dave	1970-71, 73
Coon, Doug	1972
Cooper, Brett	2003-06
Cooper, George	1930
Cooper, Jason	1993-95
Corbett, Don	1924-27
Corbett, George	1927
Corchnoy, Barry	1962-64
Corless, Albert	1927
Corley, Stacey	1988-90
Corson, Steve	1977
Covey, Sean	1987-89
Cowart, Jeff	2000-02
Cox, Matt	1995-97
Crandall, Ray	1971
Crane, Reed	1935-36
Crichton, Tui	2009, 12-pres
Criddle, Ben	2006-07
Cridde, Jesse	1950
Crittenden, Jim	1954-55
Crompton, Craig	1970-72
Crowe, Chris	1974-75
Crutchfield, Tony	1988-91
Cunningham, Harold	1951-52
Cupp, Aaron	1995-98
Cutler, Chuck	1986-88
Cutler, Dallin	2011

DDD

Dabney, Jaron	1997, 99
Dalebout, Paul	1956
Dalley, Alvin	1947-49
Daly, Ron	1949-50
Damuni, Jack	1993-94
Dangerfield, Steve	1960
Daniel, Robertson	2013-pres.
Darling, Dick	1960-62
Dastrup, Andy	1928-30

Davis, Bill	1978-80
Davis, Bob	1987-89
Davis, Kirk	1987-88
Davis, Michael	2013-pres.
Davis, Rob	1997-98
Davis, Russ	1978
Dawson, Ted	1987-88, 92-93
Dean, Logan	2002
Deavitt, Willard	1939
Decker, Merle	1946
DeCoite, Dan	1999
Deeds, Keith	1947-49
Deeds, Scotty	1946-47
Denney, Brett	2006-09
Denney, John	2002-04
Denney, Ryan	1998-01
Dennis, Lonnie	1957-59
Denney, Craig	1971-73
DeSantis, Steve	1990
Detmer, Ty	1988-91
Dewey, Steve	1974-76
Dignan, Tom	1974-75
Dimick, Bob	1949-50
Di Luigi, JJ	2008-11
DiPadova, Nick	2002
Dixon, Sanky	1926-28
Dixon, Donald Jr.	1955-57
Dixon, Buck	1922-25
Dixon, Norm	1988-90
Dixon, Owen	1939-41, 46
Dixon, Rick	1967-69
Doerr, Dick	1949
Doman, Brandon	1998-01
Doman, Bryce	1988, 92-94
Doman, Cliff	1996-99
Doman, Dennis	1970-71
Doman, DJ	2013-pres.
Doman, Kevin	1985-86
Doman, Shawn	2006-09
Doney, Darrell	1950-52
Dow, Mac	1936
Dowell, John	1976
Drage, Eric	1990-93
Duerden, Verle	1949
Dugger, Jerry	1971
Duke, Dev	1973-74, 77
Dulan, Ian	2006-08, 11
Dunham, Tyson	2002-03
Dunn, Gary	1958-59
DuPaix, Roger	1960-62
Duran, Dave	1965
Durrant, Jim	1934
Duva, Jeff	1975
Dvorak, Bill	1970-71
Dyches, Ronald	1928-30
Dye, James	1995-96
Dyer, Lee	1942

EEE

Earp, Robert	1952
Eason, Corby	2009-11
Eccles, Jim	1947-49
EchoHawk, Larry	1968-69
EchoHawk, Tom	1972-73
Eckel, Paul	1957-59
Eddo, Mike	1982-83
Edmonds, Aaron	2000-01
Edwards, Elan	1999-00
Edwards, Jimmy	1981, 84-86

Edwards, Jim	1989, 92-94
Edwards, Matthew	2010-11
Egbert, Hal	1948
Egbert, Wendell	1952
Eggertsen, Armand	1931-32
Ehin, Chuck	1979-82
Ehrmann, Paul	1965-66
Eldredge, Lloyd	1980-82
Elewonibi, Mo	1988-89
Elliott, Kurt	2000-01
Ellis, Jeff	1995-98
Ellison, Chris	1997-98
Empey, Mike	1987, 91-93
Ena, Justin	1997-02
Engemann, Bret	1999-02
Enlow, Tom	1977-78
Erdhaus, John	1967
Evans, Joe	1990-91
Everett, DeQuan	2011-12
Eyre, DeRay	1951-53
Eyre, Nick	1976, 78-80

FFF

Faalufua, Wayne	1981-82
Facer, Steve	1969-71
Fairbanks, Lloyd	1973-74
Fales, Andrew	1998-00
Falslev, JD	2010-13
Fannin, Scott	1996
Fangupo, Hebron	2011
Farasopoulos, Chris	1968-70
Farmer, Lance	1991
Farmer, Scott	1956
Farner, Nairne	1962-63
Farnsworth, Harold	1972-73
Farris, Alex	2000-01
Faulkner, Jim	1969-70
Faupula, Elias	1994-95
Favero, Dewey	1933-34
Feinga, Ray	2005-08
Felt, Dick	1952-54
Fenessy, Bob	1953
Fennegan, Garth	1992
Feterik, Kevin	1996-99
Feula, Vince	2004-05
Fields, Tony	1997
Filiaga, Pulusila	1979-81
Finai, Pisa	1975
Finfrook, Dennis	1969
Fisher, Paul	2003
Fisher, Steven	2009
Fitsemanu, Alema	1985, 87, 89-90
Flaherty, Bob	1951



Eldon Fortie • 1960-62

Flammer, Mark	1978
Fleming, Lucky Dare	1969-70
Flint, Brandon	1981-83
Foketi, Mosese	2007-08
Folsom, Ryan	2010-11
Foote, David	2010-12
Foreman, Nate	1996-97
Foreman, Roderick	1997
Fort, Neal	1987, 89-90
Fortie, Eldon	1960-62
Fowler, Blaine	1983-85
Fowler, Kellen	2002-03, 07-08
Francis, Dave	1978-80
Francisco, Aaron	2001-04
Frandsen, Jeff	1987-89
Frankovich, George	1952
Frantz, Gene	1960-62
Frazier, Danny	1977
Frazier, Dion	1960-63
Frazier, Jameson	2009-11
Frazier, Sid	1965-67
Freeland, Jim	1994-95
Freeman, Mark	2008
Freeman, Ryan	2006, 09-12
Friel, Kaneakua	2008, 11-13
Frierson, York	1999
Frisch, Byron	1996-99
Fua, Alani	2011-pres.
Fuga, Romney	2006, 09-12
Fuller, Boney	1922-26
Fuller, Troy	1986-89
Fulton, Ira*	2003
Furstenau, Todd	1995
Fusi, Edward	2013-pres.
Futrell, David	1984-87

GGG

Gabriel, Dustin	2004-06
Galea'i, Jay	2010-11
Gali Jr., Setema	1997-00
Garber, Jon	1989-90
Gardner, Dean	1939-40
Gardner, Glenn	1965-66
Gardner, Morris	1946
Garrick, Craig	1982-84
Gaskins, Brenden	2007-09
Gaspard, Al	1977-78
George, Andrew	2006-09
Germann, Chris	1986-87
Gibbs, Nathan	1992-94
Gifford, Jack	1960
Gilbert, Art	1938, 40
Giles, Earl	1935
Giles, Mark	1973-75
Giles, Scott	1990-91
Gilford, Jernaro	1999, 01-03
Gillenwater, Gil	1972-73
Gillespie, George	1932-34
Gillespie, Gerald	1935-37
Gillespie, Horace	1946-49
Gillespie, Jeremy	2003-04
Giordano, Gabe	1995-97
Giordano, Philip	1994-97
Gledhill, Elwood	1923-24
Glatch, Bill	1969-70
Gomes, Lenny	1991-93
Gomm, Ken	1954
Gooch, David	2004
Gooch, Quinn	2004-07



Andrew George • 2006-09

Gordon, Aaron	2005-06
Gourley, George	1971-72
Gourley, Roger	1975-77
Gouveia, Kurt	1983-85
Gravelle, Gordon	1968-69
Gray, Derwin	1989-92
Gray, Brian	1998-99
Green, Eddie	1987, 89-90
Greene, John	1965
Griffin, Don	1968-70
Griffith, Kent	1989-91
Griffith, Melvin	1930-32
Griffitts, Bobby	1993
Gruber, George	1967-69
Gulstad, Chris	1992
Gunderson, Brian	1970-71
Gunderson, Ryan	2000-01
Gunther, Kurt	1980-82
Gustavson, Paul	1973

HHH

Hadfield, Mark	1994
Hadley, Matt	2012
Hadley, Preston	2011-12
Hadley, Spencer	2008, 11-13
Hafoka, Spencer	2008-11
Hague, Mike	2006, 09-13
Hahn, Gary	1975-76
Hale, Chris	1999, 03-05
Hale, Guy	1962-64
Hale, Lane	1994-96
Hales, Iman	1931
Hall, Jan	1968
Hall, Kalin	1992-93
Hall, Marshall	1961-62
Hall, Max	2007-09
Hall, Nathan	1992-93
Hall, Steve	1969-70
Hall, Travis	1991-94
Halladay, Soren	1998-01
Halvorson, Tim	1975, 78-79
Hamblin, Bob	1951-52
Hamblin, Jay	1948-50
Hamilton, Larry	1982-84
Hamilton, Waymon	1980-83
Hancock, Larry	1950-52
Hancock, Ryan	1991-92
Handley, Darren	1986-88
Hanks, Dave	1956
Hanks, Wayne	1933
Hanna, Sam	1968
Hannemann, Micah	2012



Hansen, Bill	1994-95
Hansen, Braden	2009-12
Hansen, Brian	1978, 81-82
Hansen, Bruce	1981, 85-86
Hansen, Dan	1970-72
Hansen, Danny	1977-79
Hansen, Mark	2003
Hansen, Regan	1986-88
Hansen, Shad	1989-92
Hanshaw, Tim	1992-94
Hapi, Joe	1931
Harding, Doug	1998-99
Hardisty, Brad	1982
Hardy, Ariel	1937
Hardy, Merrill	1948-49, 53
Harline, Jonny	2005-06
Harmann, Gary	1968-69
Harmer, Larry	1994
Harn, Gary	1967-69
Harper, Jared	2002
Harper, Matt	1997
Harper, Steve	1982-83
Harrington, Alema	1986-88
Harrington, Tau	1988, 90
Harris, Antwaun	2004
Harris, Carl	1924, 26
Harris, George	1975-77
Harris, Jeff	1977-78
Harris, Kelly	1976-77
Harston, Pete	1988-90
Hart, Kay	1932-34
Hartsfield, JD	1997-98
Hartwig, Dan	1977
Harvey, James	1990
Harvey, Terrence	1997
Hatch, Jake	1998
Hatch, Victor	1922
Hawkins, Harold	1959
Hawkins, Wally	1967-68
Haycock, Bevan	1949
Haymond, Steve	1983-84
Haysbert, Adam	1983-84
Heaney, Brandon	2001-02, 04
Heaps, Jake	2010-11
Heaps, Larry	1968-70
Hecker, Jim	1942
Heder, Austin	2011
Heggins, James	1994
Heimuli, Anthony	2009



Johnny Harline • 2005-06

Heimuli, Hema 1992-95

Heimuli, Lakei	1983-86
Heinz, Lyle	1954
Henderson, Dave	1989-91
Henderson, Kurt	2013-pres.
Hennefer, Mike	2000
Henstrom, Doug	1997-99
Herget, Todd	1991-93
Hernandez, Tony	1976-77
Herrick, Joe	1991-93
Herring, Eli	1987, 91-94
Herring, Isaac	1999-02
Herrmann, Jim	1981, 83-84
Hess, Connell	2010-11
Hess, Dean	1939-40
Hickman, Wayland	1993-94
Hill, Dick	1948-50
Hill Taysom	2012-pres.
Hilton, Jack	1954-56
Hinckley, Fritz	1923-25
Hinckley, Mike	1955
Hine, Adam	2011-pres.
Hoagland, Greg	1996
Hobbs, Richard	1985-87
Hodgkiss, Corby	2003, 05-07
Hoffman, Cody	2010-13
Hogan, Adam	2012-13
Hoge, Chris	1988
Hoggan, Mike	1985, 90-91
Hoke, Chris	1997-00
Hola, Tevita	2009
Holder, Curtis	2002
Holle, Kirk	1990
Holman, Howard	1959
Holmoe, Tom	1979-82
Holt, Austin	2010-13
Holt, Gayle	1946-48
Holtry, Jeff	1999-00
Homolik, Wes	1967, 69-70
Hooks, Margin	1997-00
Hooks, Terrance	2006-09
Hoover, Bliss	1928-30
Hopkins, Tom	1981-82
Horlacher, Fred	1931
Hornung, Reed	2010-12
Horton, Ben	1997-00
Houk, Terronn	2011-pres.
Howard, Bob	1923-25
Howard, Brandon	2006-08
Howard, Paul	1970-71
Howell, O'Neil	2002-05
Hubbard, Dave	1974-76
Hubbs, Keith	1957-59
Huber, Max	1965-67
Huckaby, Jay	1985-87
Hudson, Gordon	1981-83
Hudson, Ray	2004
Hughes, Brian	1993-94
Hughes, Erik	1991-92
Hullinger, Jess	1923-24
Hulse, Clarence	1952
Hunt, Ed	1956
Hunt, Kahlili	1972-73
Hunter, Brad	1986, 90-92
Hunter, Greg	1987-88
Hunter, John	1985-88
Hunter, Logan	1971-72
Hunter, Shane	2009-10
Hutchins, Aaron	1996
Hutchinson, Grant	1932-34
Hutchinson, Nate	2006

Hyder, John 1969-70

III

Ileremia, Mekeli	1974-77
Imboden, Earl	1946

JJJ

Jackson, Elwood	1922
Jackson, George	1940
Jackson, Kip	1968-70
Jackson, Scott	2000-03
Jackson, Weldon	1956-58
Jacobsen, Lloyd	1966-67
Jacobsen, Mike	1962-64
Jacobsen, Mike	1968-70
Jacobson, McKay	2006, 09-11
Jacobson, Ron	1956, 58
James, Don	1953-54
James, Joe	1967
Jaramillo, Jim	1978-80
Jaussi, Landon	2008-10
Jenkins, Ronney	1996-98
Jenkins, Mike	1990-91
Jenne, Bruce	1990-92
Jennings, Gordon	1964-66
Jensen, Alex	1999
Jensen, Blake	1982-83
Jensen, Bob	1986-87
Jensen, Cameron	2004-06
Jensen, Craig	1974-76
Jensen, Ken	1939
Jensen, Michael	1980-82
Jensen, Phil	1972-75
Jensen, Roland	1939-40
Jeppesen, Garen	1987-88
Jewkes, Jackson	1936-38
John, Delmar	1941
Johnson, Brent	1978-79
Johnson, David	2002
Johnson, Duane	1987-89
Johnson, Dustin	1995-97
Johnson, James	1993-96
Johnson, Jim	1960-61
Johnson, Jordan	2011-pres.
Johnson, Kyle	2013-pres.
Johnson, Lee	1981-84
Johnson, Louis	1930-31
Johnson, Malcolm	1934
Johnson, Marques	2013-pres.
Johnson, Matt	1998-99
Johnson, Merrill	1960
Johnson, Scott	2007-09
Johnson, Sid	1979
Johnston, Carroll	1956-57
Johnston, Mike	1992-95
Joiner, Isiah	2000
Jolley, Doug	1998-01
Jones, Breyon	2002-03, 05
Jones, Charles	1996
Jones, Homer	1979-80
Jones, Jimmy	1981-82
Jones, Lloyd	1978-80
Jones, Monte	1963-65
Jones, Rick	1968, 70
Jones, Richard	1977
Jones, Robert	1963
Jones, Roy	1956
Jorgensen, Austen	2007, 10-13
Jorgensen, Jan	2006-09
Jorgensen, Todd	1992
Jory, Justin	2000, 03

KK

Kafu, Solomon	2008, 11-13
Kahaiali'i, Walter	2007, 10-11
Kaluhiokalani, Kalama	2010
Kama, Gary	1975-77, 79
Kanahale, Marcus	1975-76
Kapele, John	1957-59
Kapele, John	1987
Kariya, Bryan	2008-11
Karpowitz, Bob	1949-51
Kasper, Chris	2000
Katoa, Andy	1985-86
Katoa, Fotu	1989
Katoa, Fred	1990
Kauffman, Earl	1988-91
Kaufusi, Bronson	2012-pres.
Kaufusi, Rich	1989-90
Kaufusi, Steve	1986-87
Kautai, Teu	2013-pres.
Kaveinga, Uona	2011-12
Kawaa, John	1962-63
Kealaluhi, K.O.	1995-96
Kearsley, Brayden	2013-pres.
Keele, Eddie	2003-06
Keele, Ryan	2001-02
Kehl, Bryan	2002, 05-07
Kehl, Ed	1995-98
Keim, Mike	1988-90
Keisel, Brett	1998, 00-01
Keitzman, Jim	1946-47
Kellermeier, Doug	1981-83
Kelley, Isaac	1999-01
Kennedy, Jared	1996-97
Kim, Moses	1964-66
Kimball, Edwin	1923-24
Kimball, Tim	1948-49
Kimball, Tom	1938
Kimball, Warren	1951
Kimmel, Jim	1962-64
Kinard, David	1985, 89-91
Kinder, George	1958
King, David	1984-86
Kiser, Larry	1987
Kline, Dan	1966
Knight, Ron	1970-71
Knight, Shawn	1983-86
Knight, Tim	1986-88
Knight, William	1994
Knoblauch, Paul	1962-64
Knowles, Chad	1992-94
Knudsen, Clarence	1924-26
Knudsen, Moyle	1936-38
Kochevar, Lewis	1950-51
Kochevar, Paul	1953-54
Kolbaba, Nathan	2002-03
Koller, Lyle	1946-49
Kormylo, John	1978
Kozlowski, Glen	1981, 83-85
Kozlowski, Tyler	2007-08
Kuhlman, Bill	1956
Kukahiko, Jason	2001-04
Kuresa, Jake	2003-06
Kuresa, Alex	2011-12

LLL

Lacey, Mike	1979-81
LaComb, Frank	1932-34
LaComb, Gary	1954-55
Ladd, Tom	1989-91
Lafitte, Michael	1999-01



Glen Kozlowski • 1981, 83-85

Lahmann, Tom	1966-68
Lamb, Ed	1995-96
Lamb, Tucker	2009
Lambert, Darrin	1987
Lane, Eric	1979-80
Lark, James	2010-12
Larsen, Bob	1971-73
Lasike, Paul	2012-pres.
Latimer, Don	1954
Latu, Wayne	2005, 08
Lauder, David	1992, 94
Laverty, Ben	1965-66
Lawlor, Quinn	2013-pres.
Leavitt, Dallin	2013-pres.
Leavitt, Fred	1955, 58-59
Leavitt, Hafen	1939
Leavitt, Jared	1990-91
Ledbetter, Lennon	1980-81
Ledenko, Rob	1983-84
Lee, Ervin	1989-91
Lee, Jared	1999-00
Leeper, Bill	1967-68
Lefevre, Reg	1939-40
Legas, Dick	1968-70
Leonard, Drew	1937-38
Leung-Wai, Aveni	2010-11
Leuta-Douyere, Jher.	2012-pres.
Lever, Keith	1990-91
Lewis, Burnell	1931
Lewis, Chad	1993-96
Lewis, Gail	1939-41
Liapis, Pete	1946
Liava'a, Tevita	1997
Liday, Bob	1942
Liljenquist, Joe	1969-71
Linder, Jack	1961-62
Lindley, Lance	1984-85
Lindquist, Ed	1963
Lindsley, Steve	1985-86
Lindstrom, Dave	1949, 52
Lindstrom, Jeff	1993
Linford, Frank	1974
Linford, Jay	1983
Linford, Paul	1972-74
Linford, Ray	1978-80
Litchfield, Randy	1973
Livingston, Jeff	1961-63
Livingston, Joe	1973
Lloyd, Cecil	1948-49
Lloyd, Don	1925

Lloyd, Vaughn	1935-38
Lloyd, Wesley	1925
Lobue, Sam	1973-74
Logan, Brian	2009-10
Lomax, Desmond	1996-97
Long, Rod	1948-50
Long, Troy	1985-88
Longhurst, Herman	1940-42
Longshore, Nick	2006
Loper, Mike	1966-68
Lopez, Richard	1966-68
Loose, Bob	1954
Lott, Dean	1986-87
Loveless, Elmer	1928-29
Lovely, Gary	2004-06
Lowe, Josh	1997-00
Lowry, Dave	1974-76
Luekenga, Kyle	2005-06, 08
Luettgerodt, Justin	2004-05
Lundberg, Jerry	1952
Lupoi, John	1967-69
Lyman, Jeff	1969-70
Lyons, Marc	1967-69
Lyons, Walter	1935

MMM

Maddux, Justin	2003-05
Madsen, Lowell	1950-52
Madarieta, Levi	2001-03
Madsen, Michael	1999-00, 02
Maeser, Keith	1922
Magalei, Issiah	1996-98
Magalei, Shane	1996-99
Magleby, Francis	1948-49
Magleby, Russell	1928-30
Magoffin, Dick	1958-59
Mahe, Reno	1998, 01-02
Mahina, Devin	2010-pres.
Mahoney, Tim	1974
Mahuika, Bryce	2004, 06-08
Malarsie, John	1961-63
Mangum, Parker	2009
Mannion, John	1981-82
Manson, Hunter	1922-23
Manson, Judd	1930-32
Manumaleuna, Eathyn	2007, 10-13
Manwill, Walt	1978-81
Marchello, Ivan	1989
Marking, Jerry	1940-41
Marquardt, Daniel	2002-05
Marquardt, Michael	2001, 04
Marriott, Bill	1962-64
Marriott, Todd	1988
Marshall, Bob	1963-64
Marshall, Matt	2008-11
Martin, Brad	1995-98
Martin, Drayton	1990
Martini, Ralph	1987
Martinez, Joe	1952, 55
Matau, Chris	1985-86
Mathie, Lynn	1958, 62-63
Match, Trevor	1979-80, 83-84
Matsuzaki, Micah	1989-91, 93
Mathews, Marcus	2010-13
Mathews, Mitch	2009, 12-pres
Mathews, Ryker	2011-pres.
Matthews, Bill	1956
Matthews, Blaine	1983
Matthews, Keith	1950-52



Brian McKenzie • 1996-97

McEuen, Kurt	2008
McEwen, Terry	1976-77
McFarlane, Nyle	1958
McFerren, Brandon	2000
McGinn, Joe	1958-59
McGiven, Gary	2003-04
McGuire, Kaipo	1993-96
McIntosh, Kimball	1974
McKee, Dave	1977-78, 81
McKenzie, Brian	1996-97
McLaren, Dave	1955
McLaughlin, Derek	2005-06
McLaughlin, Jared	2005-06
McMahon, Jim	1977-78, 80-81
McNabb, Bill	1982-83
McNaughton, Austin	1964
McTyer, Tim	1995-96
McWhorter, George	1949-50
Meadows, Billy	1953
Mees, Carter	2009-11
Mees, Mike	1979, 81-82
Meibos, Jared	2001-03
Meikle, Nathan	2005-06
Mendenhall, Pete	1923-26
Mendenhall, Mat	1975-79
Mendenhall, Paul	1953-54
Mendenhall, Ron	1969-70
Mendenhall, Wilford	1923-24
Mendenhall, Zed	2010-12
Mendenhall, Zeke	2009-10
Mercado, Hank	1968
Merkeley, Floyd	1933-34
Merkley, Cecil	1924-25
Merkley, Doran	1961-63
Merkley, Scott	1992-94
Merrill, Kimball	1946-48
Merrill, Ray	1929-31
Meservey, Matt	1989, 92-95
Meteer, Dave	1974-76
Meyer, Gerald	1968-70
Miles, David	1985-87
Mili, Itula	1991, 94-96
Miller, Bill	1969-71
Miller, Drew	1997-98
Miller, Jay	1972-74, 76
Miller, Larry	1975-78
Miller, Lynn	1922
Miller, Steve	1975-76
Miller, Tom	1977-78

Miller, Val	1972-73
Millet, Floyd	1932-33
Mills, Dave	1981, 83-84
Mills, Mike	1940-42, 47
Mitchell, Brian	1987-90
Mitchell, Kevin	1983
Mitchell, Patrick	1991-94
Mitton, Bill	1964-65
Miyahira, Cole	2005-06
Moala, John	1996-97
Moberly, Scott	1990
Moeaki, John	1994
Moffat, Chad	1988, 91
Mohetau, Ofa	2003
Moleni, Stan	1998
Molifua, Wally	1972-73
Molini, Trevor	1984-86
Monahan, John	1970-72
Monson, Calvin	1953
Monson, Harold	1968
Moore, Larry	1995-96
Moore, Robert	1932
Morgan, Blake	2008-09, 13
Morgan, Frank	1922
Morgan, Mike	1979-82
Morgan, Omarr	1996-97
Morrell, Kyle	1981-84
Morris, Michael	2005
Morris, Rob	1993, 97-99
Mortensen, Bennie	1950
Mortensen, Eric	1988-91
Mortensen, Todd	2001-03
Morton, Kevon	1997-98
Muehlmann, Chris	2007-08
Muehlmann, Mike	2010-11
Muirbrook, Shay	1993-96
Mullenbrook, Grant	1941
Mulleneaux, Lynn	1962-63
Murdock, Blake	1973-76
Murdock, Bob	1988
Murdock, Steve	1931-32
Murdock, Steve	1947
Murphy, Lynn	1988
Murray, Mark	1936
Muse, Ivan	1953-54

NNN

Nacua, Kai	2013-pres.
Naiwahine, Henry	1964-65
Nance, Kent	1962, 64-65
Nash, Andrew	1993, 97-98
Nauahi, Phil	1987-88
Nead, Spencer	2001-02
Neal, Ray	1954-56
Neal, John	1977, 79
Neal, Mark	1987-89
Neff, David	1981-84
Nehring, Richard	2005
Neilson, Scott	1977-79
Nelson, Bill	1961-63
Nelson, Grant	2007-09
Nelson, Riley	2009-12
Nelson, Ted	1969-70
Nelson, Tyler	1996-99
Newberry, Max	1965-67
Newell, Bob	1979
Nichols, Eddie	1969-70
Nicoli, Kevin	1991-92
Nielsen, Austin	2010
Nielsen, Gifford	1975-77

Nielsen, Mel	1950-52
Nielsen, Wally	1950
Nielson, Kip	2002-03
Nielson, Mike	1999, 01
Nilsen, Reed	1940-42, 46
Nilsson, Jeff	1974-76, 79
Nisonger, Hap	1931-33
Niu, Philip	2003
Nixon, David	2003, 06-08
Norberg, Scott	1984-85
Norton, Harold	1950
Nowatzke, Tim	1991-94
Nuckolls, Randy	1975
Nua, Shaun	2002, 04
Nuno, Carlos	1997-99
Nyberg, Brent	1989-90

OOO

Oaks, Charlie	1933-35
Oates, Barry	1980-82
Oates, Bart	1980-82
Oates, Brad	1973-75
Oates, John	1985
Oborn, Kent	1964-66
O'Brien, Mike	1986-88
Odle, Matt	1988-89
Odle, Phil	1965-67
Ofahengaue, Kelepi	1996
Ofahengaue, Tevita	1997-00
Ogden, John	1964-66
Ogden, Steve	1964-66
Ogletree, Brandon	2009-12
Oldroyd, Herman	1948
Oliveron, Glen	1942, 46-47
Oliveron, Ray	1950-51
Olomua, Bristol	1999
Olsen, Ammon	2013
Olsen, Hans	1997-00
Olsen, James	1960
Olsen, Orrin	1972, 74-75
Olsen, Rex	1946-47
Olson, Brent	1968
Olson, Mel	1964, 66, 69
Olson, Bob	1956-58
O'Mary, Kevin	2013
O'Neil, Mike	1980-82
Ongoongotau, Vaha	1994-95
Oramas, Sam	1983-84
Ord, Andrew	1999-02
Ord, Jon	1989-92
Ormsby, Mark	1985
Orr, Bob	1941
Orr, Budd	1988-89
Orr, Richard	1984
Osborne, Bruce	1947-48
Oswald, David	2006-08
Overstreet, Leroy	1960
Oyler, Phil	1953-54

PPP

Pace, Corey	1980-81
Pace, John	2007-09
Packard, Paul	1922-24
Page, Max	1970-71
Palmer, Dennis	1964-66
Paongo, Hala	2004-06
Parker, Robert	1984-86
Parks, Noah	1995
Partridge, Truman	1922
Patera, Dennis	1967

Paterson, John 1967-69
 Patterson, Craig 1987-89
 Patterson, Wes 1998
 Patton, Lyle 1948
 Paulson, Art 1949, 51
 Paulson, John 1949-50
 Paxman, Gary 1950-52
 Pay, Garry 1990-92
 Payne, Matt 2001-04
 Payne, Mitch 2007-10
 Paynter, Dean 1974
 Pearson, Colby 2013-pres.
 Pearson, Rich 1994
 Peaua, Moa 2004
 Peck, Remington 2009, 12-pres
 Pehrson, George 1935
 Pendleton, Jordan 2008-11
 Pendleton, Kirk 1981-83
 Pendleton, Lance 2002-03
 Peterson, Ben 1995-96
 Peterson, BJ 2009-10
 Peterson, Charlie 1998-01
 Peterson, Gary 1975-77
 Petersen, Greg 1981-83
 Peterson, Lawrence 1925, 28
 Peterson, Matt 2010-11
 Peterson, Paul 1999-01
 Peterson, Scott 1985-88
 Peterson, Steve 1965-67
 Pettis, Scott 1980-82
 Pettit, Marshall 1999
 Phillips, Danny 2000-01
 Phillips, Jim 1969-70
 Phillips, Scott 1977-80
 Pierce, Raynor 1956-57
 Pikula, Manoa 2011-pres.
 Pilgrim, Evan 1991-94
 Pili, Ifo 1998, 01-03
 Pili, JoJo 2009
 Pistorius, Mike 1971-73
 Pittman, G 2008
 Pitman, Jonathan 1999-00
 Pitta, Dennis 2004, 07-09
 Pitts, Greg 1991-94
 Pitts, Paul 1991
 Plater, Dan 1978-81
 Pochman, Ethan 1996
 Pochman, Owen 1997-00
 Pollard, Pearl 1929
 Pollock, Jon 1993-94
 Poodry, Bradley 1949-50
 Popin, Bill 1976-77
 Poppinga, Brady 2001-04
 Poppinga, Dennis 1970-71
 Poppinga, Kelly 2006-07
 Porter, Dave 1989-90
 Porter, Ned 1949
 Poston, Ford 1999-2000
 PoVey, Skye 2011-pres.
 Powers, Ralph 1954-55
 Presley, Leo 1965-67
 Prested, Bob 1977, 79-80
 Preston, Mike 1971-73
 Price, Roger 1986
 Price, Steve 1971-73
 Prince, Clement 1930
 Pringle, Tico 2006
 Pritchard, Iona 2008, 11-pres
 Probert, Leo 1929
 Probert, Marion 1951-54

Putnam, Matt 2008-2011
 Putnam, Norman 1957-59

QQQ

Quezada, Joshua 2010, 11

RRR

Raass, John 1994-95
 Raass, Stan 1994-95
 Ralph, Dick 1956
 Ramage, Cory 1999-00
 Ramage, John 1977, 80-81
 Ransom, Villar 1942
 Rasmussen, Korey 1984-86
 Rawlinson, Doug 1985-86
 Rawlinson, Randy 1983-84
 Reading, Chris 1968-70
 Reading, Lynn 1956
 Reber, Scott 1977-79
 Redd, Glenn 1979-80
 Redden, Matt 1992-95
 Reden, Stehly 2011-12
 Reden, Garrett 2007-08
 Reed, Dermmell 1994-95
 Reed, Larry 1946
 Reed, Michael 2005-08
 Reeve, Mark 1927-29
 Reeve, Wayne 1939-40
 Reid, Adney 2003
 Reid, Andy 1979-80
 Reid, Gabriel Po'u 1999-02
 Reid, Spencer 1994-97
 Reilly, Drew 2013-pres.
 Regis, Larry 1956-57
 Rex, Byron 1990-92
 Reynolds, Dallas 2005-08
 Reynolds, Houston 2010-11
 Reynolds, Lance 1972-73, 76-77
 Reynolds, Lance Jr. 2004-2005
 Reynolds, Matt 2008-11
 Rhea, Jeff 2002, 05-06
 Rice, Bill 1974-76
 Rice, Rodney 1987-88
 Rice, Tom 1966
 Rich, Andrew 2008-10
 Richards, Golden 1970-71
 Richards, Jimmy 1996-99
 Richardson, Brock 2007-08
 Richardson, Glen 1960-63
 Richardson, Joe 1990
 Richardson, Jordan 2009-11
 Richardson, Vernon 1930-32
 Richins, Grant 1942
 Ridley, Skyler 2007, 10-13
 Rigell, Mike 1998, 00-01
 Ring, Bill 1977-78
 Ringwood, Howard 1958-59
 Ripee, Tom 1967-68
 Riska, Gene 1939-41
 Rivera, Keith 1971, 73-74
 Roberts, Bobby 1965-67
 Roberts, Charles 1936-38
 Roberts, Jim 2001
 Roberts, Kyle 1991-93
 Roberts, Tim 1967-69
 Robertson, Heshi 1998-99
 Robins, Roy 1973
 Robinson, Alan 1962-64
 Robinson, Chad 1987-89
 Robinson, John 1953-54

Robinson, Justin 2005-06
 Robinson, Rob 2003
 Robinson, Scott 1983-85
 Robison, Burle 1930-32
 Roderick, Aaron 1997-98
 Rodoni, Brian 1985-87
 Rodrique, Perry 1966-67
 Rogers, Courtney 1986-88
 Rogers, Steve 1980-81
 Romero, Ed 1968
 Romney, Golden 1925
 Rossi, Pete 1984
 Roundy, Elmo 1948-49, 52
 Rowe, Owen 1926-28
 Rowley, Graham 2010-11
 Rozeshi, Ed 1971-72
 Russell, Mike 1973-74
 Russell, Tim 1965-66
 Rykert, Dustin 1999-02

SSS

Salanoa, Thor 1985-87
 Salazar, Rob 1982-83
 Salido, Mike 1987-88, 90
 Saluone, Pili 1970-71
 Saluone, Terence 1992-93
 Samples, Bruce 1960
 Samples, Gary 1965
 Sampson, Eddie 1994-96
 Sampson, Joe 2011-12
 Sanders, Brian 2002-05
 Sanders, Jack 1967
 Sanders, Steve 1985-86
 Sanford, Hunt 1932-34
 Sanford, Terry 1967-68
 Santiago, CJ 2007-08
 Santiago, Lou 1963
 Sarkisian, Steve 1995-96
 Sartin, Ron 1958-59
 Sartin, Wayne 1956-58
 Satterfield, LaVon 1951-53
 Saulsberry, Andre 2006-07
 Saunooke, Rob 1988
 Scales, Roger 1967-68
 Scanlan, Joe 1966-67
 Schaerrer, Cade 1993
 Schaffer, Max 1942
 Schmidt, Jason 1991
 Schmidt, Tom 1976
 Schmitt, Craig 1998-99
 Schoepflin, Bill 1978-80
 Schow, Doug 1964-66



Spencer Reid • 1994-97



Scukanec, Jason	1998-01
Segovia, Damian	1999
Sekona, Sosiaa	2005
Semanoff, Joe	2005-07
Serck, Ken	1968-70
Shaw, Gary	1973-75
Shea, Glenn	1964-65
Sheide, Gary	1973-74
Shell, Todd	1980-83
Sherman, Marc	1984-85
Shields, Lloyd	1930-32
Shiffler, Mike	1996-98
Shiffrer, Max	1946
Shober, Ernest	1930
Shoemaker, Paul	1995-97
Shumway, Drew	1953
Shumway, Jay	1984-86
Shumway, Shane	1984-86
Sikahema, Kapi	1991
Sikahema, Vai	1980-85
Simmerman, Bob	1977
Simmons, Dean	1933-34
Simmons, Dennis	1993-96
Simmons, Don	1926
Simmons, Gerald	1934
Simmons, Henry	1926-27
Simmons, Ron	1991-93
Simpson, Ron	1992
Sinclair, Paul	1987
Sitake, Kalani	1994, 97, 00
Sitake, T.J.	1999-00, 04-05
Skiba, John	1998-99
Skidmore, Henry	1967-68
Skinner, Ryan	2000
Skousen, Basil	1927-29
Skousen, Clarence	1927-28
Skousen, Jim	1946
Skousen, Marvin	1929-31
Skousen, Murray	1939
Skousen, Owen	1951-52
Slater, Ryan	2001-03
Slavens, Johnny	1997
Slayton, Randy	1988-89
Slipp, Jeff	1967-69
Small, Mark	1990
Smilowitz, Julian	1972-73, 75
Smit, Walter	1950-52
Smith, Bennie	1971-72
Smith, Brad	1982-84



Daniel Sorensen • 2008, 2011-13



Chris Smith • 1987-90

Smith, Brian	2007
Smith, Bruce	1962-64
Smith, Chris	1987-90
Smith, Courtney	1996
Smith, Dave	1978-79
Smith, Horrace	1966-68
Smith, Kelly	1983-85
Smith, Ken	1984-85
Smith, Lloyd	1961-63
Smith, Mark	1988-90
Smith, Marlin	1958, 60
Smith, Matt	2006
Smith, Sid	1972-75
Smith, Tyson	1999-00
Snowden, Will	1997-00
Soelberg, Nate	2003-2005
Soffe, Ken	1936-38
Soffe, Wayne	1935-36
So'oto, Vic	2005, 07, 09-10
Sorensen, Daniel	2008, 11-13
Sorensen, Justin	2008, 11-13
Sorenson, Tom	2007-08
Sowards, Jesse	1997-99
Spencer, Brock	1990
Speredon, Jason	2007-08, 10
Sprouse, Al	1965
Sprwols, Jeff	1984-85
Squires, Monte	1966-68
Sralla, Scott	1991-93
St. Pierre, Ed	1978-80
Stacey, Andrew	2005-06
Staffieri, Markell	2004-07
Staley, Dustin	1995, 99-01
Staley, Lucas	1999-01
Stapley, Hal	1956
Stapley, Stan	1946-47
Startin, Wayne	1956-58
Stearns, Ned	1996-01
Steele, Greg	1994
Steele, Tom	2010
Stephens, Brandon	2001-03
Stephens, Robert	1988-90
Stephenson, Riley	2009-12
Sterling, Otis	1991-92
Stevens, Chris	1996-97
Stevenson, Derik	1995-98
Stewart, Ron	1963
Stinnett, Eddie	1982-83
Stoddard, Gary	1974
Stoddard, Troy	1993
Stolworthy, Reed	1949, 52-53
Stolworthy, Tom	1960

Stolworthy, Willard	1953-54
Stone, Devon	1961-63
Stone, Doug	1991-92
Stone, Thayne	1942, 46-48
Stout, Zac	2010
Stratton, Steve	1971-73
Straw, Jason	1996
Stringham, Brock	2011-pres.
Stringham, Jack	1935-37
Stromberg, Doug	1977-79
Stroth, Vince	1980-82
Sullivan, Sean	2007
Sumko, Mike	2001-02
Summers, Hyrum	1996-98
Sundwall, Pete	1956
Sutorius, Paul	1967-69
Swanson, Dave	1968-69
Swenson, Marc	1976-78
Swenson, Reed	1923-25

TTT

Taele, Logan	2013-pres.
Tafuna, David	2004-06, 08
Tahi, Fahu	1999, 03-05
Tait, John	1996-98
Tanner, Kirk	1974
Tanner, Mike	2000-03
Tarleton, Vic	1992-93
Tautu, Sae	2013-pres.
Taylor, Clinton	1953-54
Taylor, Dan	1972-73
Taylor, Dan	1960-62
Taylor, Dave	1975-76
Taylor, Dunn	1923-24, 26
Taylor, Glen	1954, 56
Taylor, Golden	1934-35
Taylor, Isaac	2007-08
Taylor, Jim	1956
Tenifa, Lolo	2008
Tennyson, Bob	1962-63
Te'o, Shiloah	2008
Terranova, Mark	1973, 75-76
Terry, Dave	1971-73
Tervort, Daniel	2007
Tew, Kyle	2005
Thieman, Dick	1965-67
Thiel, Ted	1948
Thomas, Rodney	1984-87
Thomas, Steven	2008-10
Thompson, Brett	2009, 12-pres
Thompson, Pat	1986-88
Thompson, Tod	1976-78
Thorn, Paul	1928-30
Thorne, Dick	1925-27
Thorson, Marco	2009-11
Tialavea, Russell	2005-09, 12
Tiatia, Sim	1988, 90
Tibbets, Ted	1941
Tibbitts, Ryan	1979-80
Tidwell, Dave	1983, 85
Tidwell, Neils	1979, 81-82
Tidwell, Randy	1978-79
Tingey, Kent	1978-79
Titensor, Glen	1979-80
Tiumalu, Casey	1982-83
Tolbert, Max	1949-51
Tonga, Manase	2005-07, 09
Tonga, Matongi	2006
Tooke, Dick	1949, 51
Toolson, Tom	1973-74

Toone, Cliff	1929, 31
Towle, Kevin	1985
Tree, Marion	1947-48
Tree, Ron	1970-72
Tripp, Elton	2000
Tripple, Leo	1963
Tucker, Glen	1932-33
Tucker, Larry	1974, 76
Tuiloma, Travis	2011
Tuipulotu, Peter	1987, 89-91
Tuipulotu, Tom	1983, 85
Tujague, Garrett	1990-91
Turley, Stan	1940
Tushaus, Blair	2010-12

UUU

Uale, Travis	2008-11
Ulufale, Mike	1994-95
Unga, Harvey	2007-09
Unga, Victor	2008
Unga, Uani	2012-13
Unger, Nick	1987
Unutoa, Morris	1989, 93-95
Uperesa, Keith	1974-77
Uselman, Mark	1974-75

VVV

Vacher, Clug	1929-30
Vaitai, Manaaki	2007, 10-13
Vakalahi, Fono	2009
Vakapuna, Taufui	2003, 06-08
Valdez, Nati	1989-92
Valgardson, Don	1976
Valgardson, Kam	1997-00
Valgardson, Rich	1971
Van De Merwe, Jan	1976-77
VanDerWouden, John	1975-77
Van Leeuwen, Craig	1974
Van Leeuwen, Kent	1986
Van Noy, Kyle	2010-13
Van Sweden, Dan	2006-07, 09
Van Valkenburg, AJ	2010
Van Valkenburg, Dan	1976
Van Valkenburg, Pete	1970-72
VanWoerkom, Scott	1989-90
Varner, Ross	1976-78
Varner, Stan	1973-75
Varoz, Brett	1983
Veal, Simote	2010-12
Velasco, John	1953-54
Velasco, Ron	1976-78
Verbantz, Tom	1953-55
Verney, John	1934-35
Vest, Niles	1933
Vesterfelt, Jay	1962-63
Vincent, Hanale	2001-04
VonColln, J. C.	1986-87
Vorwaller, Wes	1960

WWW

Wade, Alton	1953
Wadsworth, Jeff	1983
Wadsworth, Michael	2013-pres.
Wagner, Aaron	2005-06
Wagner, Jadon	2008-11
Waldo, Vern	1934-36
Walsh, John	1991, 93-94
Wakley, Ron	1967-69
Walkenhorst, Paul	2000-02, 05
Walker, Jason	1995-98
Walker, Kevin	1980-82

Walker, Mark	1979-81
Walter, John	1970
Wangsgard, Keith	1930-31
Wanosik, Bill	1963-65
Warcup, Rob	1998-99
Ward, Anthony	2000-01
Ward, Roy	1976
Wardell, Doug	1962-64
Warner, Chris	2006
Warner, Max	1932
Warner, Meldon	1935, 37
Waters, Merrill	1936, 38
Watford, Dennis	1968-70
Watkins, Chris	1999-00
Watkins, Todd	2004-05
Watterson, Eric	2004
Watts, Stan	1936
Webb, Dennis	1978, 81
Weber, Riley	2004-05
Webster, Gary	1985
Weed, Mark	1942
Weenig, Jay	1955-56
Weenig, John	1937, 39
Weenig, Val	1961-62
Weight, Gary	1974-75
Weinkauf, Mike	1967-69
Wells, Grant	1971-73
Wells, Von	1970-72
Wesley, De'Ondre	2013-pres.
West, Henry	1952-54
Westbrook, Michael	1998-99
Westover, Udel	1951-52
Whalen, Marcus	2000, 02-03
Wheat, Warren	1986-88
Wheeler, Melvin	1934-36
White, Brian	1986-88
White, Greg	1996
White, Leon	1982-85
White, Reed	2007-08
White, Spencer	2003-05
Whitehead, Clark	1953
Whiting, Teag	2000-01
Whitney, Fred	1942
Whitsett, Vic	1979
Whittingham, Cary	1981, 83-85
Whittingham, Fred	1986-89
Whittingham, Kyle	1978-81
Wilcox, Jeff	1984-86
Wilgar, Dana	1973-76
Wilkerson, Rod	2001-04
Wilkes, Doug	1978-79
Wilkinson, Bob	1923
Wilkinson, Glen	1931
Willardson, Troy	1994
Willett, Ralph	1950
Williams, Doug	1978-79
Williams, Duaine	1992-93
Williams, Jack	1997
Williams, Jamaal	2012-pres.
Willing, RJ	2004, 07-09
Willis, Jamal	1991-94
Wilson, Derrus	2000-01
Wilson, Grant	1964-66
Wilson, Jessie	1934
Wilson, John	1962-63
Wilson, Kyle	2002-03
Wilson, Marc	1977-79
Wilson, Pete	1931-33
Wilson, Richard	2010-13
Wilson, Rick	1988
Wilson, Rob	1978-80

Wilson, Ron	1970-71
Wing, George	1939-41
Wingard, Casey	1977-78
Winward, Troy	1998
Witney, Frank	1946
Wolfley, Rick	2007-08
Wong, Joe	1997-98
Wong, Louis	1982-84
Wood, Dick	1961, 63-64
Wood, Don	1948, 52-53
Wood, John	1956
Wood, Rod	1976-78
Woodward, Jack	1934-35
Worthington, Vernal	1925-27
Wright, Bill	1960-62
Wright, Bill	2000-03
Wright, Dave	1983-85
Wright, Frank	1934-35

XXX

Xanthos, Vincent	2001-03
------------------	---------

YYY

Yancey, Daren	1995-98
Yarro, Justin	1992-93
Yarro, Ralph	1960-61
Yeck, Michael	2012-pres
Young, Eddie	1958
Young, Ike	1922-23
Young, Jonathan	1982-83
Young, LeGrand	1957-59
Young, Mike	1987
Young, Scott	2002-04
Young, Steve	1981-83
Young, Tom	1992-94
Younger, Stan	1977-78

ZZZ

Zayas, Rich	1986-87
Zeller, Mike	1967-68
Zitting, Ron	1956
Zogg, Murray	1995-96
Zundel, Matt	1989-91
Zwahlen, Lynn	1972-73, 76-77



Steve Young • 1981-1983



INDIVIDUAL SCORING

MOST TOUCHDOWNS SCORED

Game	5	Cody Hoffman vs. New Mexico St. 11/24/12
	5	Luke Staley vs. Colorado State, 11/1/01
	5	Luke Staley vs. Utah State, 10/5/01
	5	Ronney Jenkins vs. San Jose St., 10/24/98
	5	Eric Lane vs. Utah State, 10/13/79
Season	28	Luke Staley, 2001
Career	48	Luke Staley, 1999-2001

MOST TOUCHDOWNS RESPONSIBLE FOR

Game	8	Marc Wilson vs. Colorado State, 10/15/77
	8	Jim McMahon vs. Utah State, 10/18/80
Season	53	Jim McMahon, 1980
Career	135	Ty Detmer, 1988-91

MOST POINTS SCORED

Game	30	Luke Staley vs. Colorado State, 11/1/01
	30	Luke Staley vs. Utah State, 10/5/01
	30	Ronney Jenkins vs. San Jose St., 10/24/98
	30	Eric Lane vs. Utah State, 10/13/79
Season	170	Luke Staley, 2001
Career	334	Mitch Payne, 2007-10
Career	290	Luke Staley, 1999-2001 (non-kicker)

MOST PATS ATTEMPTED

Game	10	Matt Payne vs. Tulane, 8/25/01
	10	Kurt Gunther vs. UTEP, 11/1/80
	10	Jason Chaffetz vs. Utah, 11/18/89
Season	76	Matt Payne, 2001
Career	201	Mitch Payne, 2007-10

MOST PATS MADE

Game	10	Matt Payne vs. Tulane, 8/25/01
	10	Jason Chaffetz vs. Utah, 11/18/89
Season	73	Matt Payne, 2001
Career	193	Mitch Payne, 2007-10

MOST CONSECUTIVE PATS MADE

Game	10	Matt Payne vs. Tulane 8/25/01
	10	Jason Chaffetz vs. Utah 11/18/89
Season	61	Ethan Pochman, 1996
Career	70	Justin Sorensen, 2008-12

MOST POINTS KICKING

Game	17	Owen Pochman vs. UNLV, 10/23/99
Season	123	Ethan Pochman, 1996
Career	334	Mitch Payne, 2007-10

MOST FIELD GOALS MADE

Game	5	Owen Pochman vs. UNLV, 10/23/99
	5	Joe Liljenquist vs. Colorado State, 9/20/69
Season	21	Justin Sorensen, 2013
Career	66	Owen Pochman, 1997-00
Longest	56	Owen Pochman vs. New Mexico, 2000

INDIVIDUAL RUSHING

MOST YARDS

Game	272	Eldon Fortie vs. George Wash., 9/29/62
Season	1,582	Luke Staley, 2001
Career	3,455	Harvey Unga, 2006-09

MOST RUSHES

Game	37	Pete Van Valkenburg vs. Utah, 11/18/72
Season	252	Ronney Jenkins, 1998
Career	696	Harvey Unga, 2006-09

BEST RUSHING AVERAGE

Game	15.2	Taysom Hill vs. Texas 9/7/13
Season	8.64	Eddie Stinnett, 1983
	8.62	Stacey Corley, 1989
Career	6.0	Luke Staley, 1999-2001

MOST CONSECUTIVE 1,000-YD RUSHING SEASONS

3	Harvey Unga 2006-09
---	---------------------

LONGEST SCORING RUN

95	Reynaldo Brathwaite vs. SDSU 10/4/03
93	Weldon Jackson vs. Fresno St., 9/20/58

LONGEST RUN FROM SCRIMMAGE

95	Reynaldo Brathwaite vs. SDSU 10/4/03
93	Weldon Jackson vs. Fresno St., 9/20/58

TOTAL OFFENSE

MOST YARDS

Game	603	Ty Detmer vs. San Diego State, 11/16/91
Season	5,022	Ty Detmer, 1990
Career	14,665	Ty Detmer, 1988-91

MOST PLAYS

Game	78	Taysom Hill, vs. Houston 10/19/13
Season	684	Taysom Hill, 2013
Career	1,795	Ty Detmer, 1988-91



Mitch Payne holds several BYU records including most points scored in a career (334).

INDIVIDUAL PASSING**MOST YARDS PASSING**

Game	619	John Walsh vs. Utah State, 10/30/93
Season	5,188	Ty Detmer, 1990
Career	15,031	Ty Detmer, 1988-91

MOST TOUCHDOWN PASSES

Game	7	Max Hall vs. UCLA, 9/13/08
	7	Jim McMahon vs. Colorado State, 11/7/81
	7	Marc Wilson vs. Colorado State, 10/15/77
Season	47	Jim McMahon, 1980
Career	121	Ty Detmer, 1988-91

MOST PASSES ATTEMPTED

Game	67	John Beck vs. UNLV, 10/8/04
Season	562	Ty Detmer, 1990
Career	1,530	Ty Detmer, 1988-91

MOST PASSES COMPLETED

Game	44	Jim McMahon vs. Colorado State, 11/7/81
Season	361	Ty Detmer, 1990
Career	958	Ty Detmer, 1988-91

BEST COMPLETION PERCENTAGE

Game	.912	Steve Sarkisian vs. Fresno State, 11/25/95
Season	.713	Steve Young, 1983
Career	.672	Steve Sarkisian, 1995-96

MOST INTERCEPTIONS THROWN

Game	7	Jim Eccles vs. Utah, 10/9/48
Season	28	Ty Detmer, 1990
Career	65	Ty Detmer, 1988-91

MOST TIMES SACKED

Game	10	Ty Detmer vs. Hawaii, 9/28/89
	10	John Walsh vs. UCLA, 9/9/93
Season	43	John Walsh, 1993
Career	108	Ty Detmer, 1988-91

BEST INTERCEPTION AVOIDANCE PCT.

Season	1.7%	Jim McMahon, 1981
Career	3.2%	Jim McMahon, 1977-81

LONGEST PASS PLAY

97 yards Ty Detmer to Eric Drage vs. Utah, 11/23/91

INDIVIDUAL RECEIVING**RECEPTIONS**

Game	22	Jay Miller vs. New Mexico, 11/3/73
Season	106	Austin Collie, 2008
Career	260	Cody Hoffman, 2010-13

MOST YARDS RECEIVING

Game	263	Jay Miller vs. New Mexico, 11/3/73
Season	1,538	Austin Collie, 2008
Career	3,612	Cody Hoffman, 2010-13



In 2008 Max Hall had seven touchdown passes in a 59-0 shutout victory over UCLA.

MOST TOUCHDOWNS

Game	5	Cody Hoffman, vs. New Mexico St. 11/24/12
Season	15	Austin Collie, 2008
	15	Clay Brown, 1980
Career	33	Cody Hoffman, 2010-13

MOST YARDS PER CATCH

Game	60.0	Kurt Henderson vs. Utah State, 10/4/13
Season	27.3	George Harris, 1976
Career	22.4	Lloyd Jones, 1977-80

INTERCEPTIONS**MOST PASS INTERCEPTIONS**

Game	3	Tyson Smith vs. Wyoming, 10/26/00
	3	Derwin Gray vs. New Mexico, 10/27/90
	3	Jeff Wilcox vs. Wyoming, 10/18/86
	3	Tony Hernandez vs. Colorado St., 9/18/76
	3	Dave Atkinson vs. North Texas, 9/10/71
	3	Bobby Roberts vs. UTEP, 11/5/66
	3	Gene Frantz vs. Colorado State, 10/6/62
	3	Gene Frantz vs. New Mexico, 11/3/62
	3	Verl Shell vs. Montana, 10/4/57
Season	9	Dave Atkinson, 1971
	9	Gene Frantz, 1962
Career	20	Dave Atkinson, 1971-73

MOST INTERCEPTION RETURN YARDS

Game	97	Brian Mitchell vs. New Mexico, 9/2/89
Season	233	Dan Hansen, 1971
Career	421	Dan Hansen, 1970-72

PUNT RETURNS**MOST YARDS ON PUNT RETURNS**

Game	219	Golden Richards vs. North Texas, 9/10/71
Season	624	Golden Richards, 1971
Career	1,312	Vai Sikahema, 1980-85

**MOST PUNT RETURNS**

Game	8	Don Bushore vs. Pepperdine, 11/26/49
	8	Vai Sikahema vs. New Mexico, 10/19/85
Season	54	Vai Sikahema, 1985
Career	153	Vai Sikahema, 1980-85

BEST AVERAGE PUNT RETURN

Game	79.0	James Dye vs. Utah State, 10/4/96
Season	22.9	Don Bushore, 1948
Career	19.8	James Dye, 1995-96

MOST TOUCHDOWNS ON PUNT RETURNS

Game	2	Golden Richards vs. N. Texas, 9/10/71
Season	4	Golden Richards, 1971
Career	4	James Dye, 1995-96
	4	Golden Richards, 1970-71

LONGEST PUNT RETURN

Game	94	Kent Oborn vs. Arizona, 11/20/65
------	----	----------------------------------



In 2007 Austin Collie set an MWC and BYU record for all-purpose yards with 366 against Tulsa.

ALL-PURPOSE YARDS**ALL-PURPOSE YARDS**

Game	366	Austin Collie vs. Tulsa, 9/15/07
Season	2,112	Austin Collie, 2008
Career	5,015	Cody Hoffman, 2010-13

KICKOFF RETURNS**MOST KICKOFF RETURNS**

Game	8	Cody Hoffman vs. Utah 10/17/11
	8	Austin Collie vs. Tulsa, 9/15/07
Season	36	Cody Hoffman, 2010-13
Career	69	O'Neill Chambers, 2008-10

MOST KICKOFF RETURN YARDS

Game	237	Austin Collie vs. Tulsa, 9/15/07
Season	879	Cody Hoffman, 2010-13
Career	1,625	Mike Rigell, 1998, 00-01

BEST AVERAGE KICKOFF RETURN

Game	54.5	James Dye vs. UTEP, 11/2/96
Season	40.1	Paul Allen, 1961
Career	27.2	Chris Farasopoulos, 1968-70

LONGEST KICKOFF RETURN

Game	100	James Dye vs. UTEP, 1/2/96
	100	Tyler Anderson vs. Utah State, 10/30/93
	100	Eric Mortensen vs. Utah State, 9/30/88
	100	John Betham vs. Utah, 11/23/74

COMBINED RETURNS**MOST YARDS**

Game	247	Golden Richards vs. North Texas 9/10/71
Season	1,164	Mike Rigell, 2001
Career	2,470	Chris Farasopoulos, 1968-70

MOST RETURNS

Game	10	Austin Collie vs. Tulsa, 9/15/07
	10	Vai Sikahema vs. Boston College, 8/29/85
	10	Golden Richards vs. Arizona, 11/13/71
	10	Chris Farasopoulos vs. Arizona, 11/1/69
Season	69	Mike Rigell, 2001
Career	195	Vai Sikahema, 1980-85

PUNTING**MOST PUNTS**

Game	15	Rich Adams vs. Iowa State, 9/27/69
Season	83	Rich Adams, 1969
Career	204	Alan Boardman, 1993-96

BEST PUNTING AVERAGE

Game	60.4	Lee Johnson vs. Wyoming, 10/8/83
Season	50.6	Lee Johnson, 1983
Career	47.0	Lee Johnson, 1983-84

LONGEST PUNT

Game	80	Lee Johnson vs. Wyoming, 10/8/83
------	----	----------------------------------

BYU'S NCAA RECORDS (TEAM RECORDS)

SINGLE GAME

BOTH TEAMS GAINING 600 YARDS (ONE OF 39 TEAMS)

BYU (767) vs. SDSU (695) 11/16/91
Hawaii (646) and BYU (612) 12/8/01

HIGHEST AVERAGE PER PUNT

60.4 Wyoming, 10/8/83
5 for 302 (min. 5)

HIGHEST AVERAGE PER PUNT, BOTH TEAMS

55.3 BYU & Wyoming, 10/8/83
11 for 608 (min. 10)

MOST TDS SCORED ON KICKOFF RETURNS (ONE OF SEVERAL TEAMS)

2 BYU vs. Air Force, 11/11/89

HIGHEST SCORING TIE GAME

104 BYU (52) vs. SDSU (52), 11/16/91

MOST POINTS SCORED IN FOURTH QUARTER

TO WIN OR TIE A GAME

36 BYU (50) vs. Wash. St. (36) Sept. 15, 1990
(BYU trailed 29-14 at start of 4th quarter)

FEWEST COMPLETIONS ALLOWED (ONE OF MANY TEAMS)

0 BYU vs. Rice, Nov. 9, 1996

SEASON

HIGHEST AVERAGE GAIN PER PASSING ATTEMPT

10.9 1989, 433 for 4,732 (min. 350 att.)

HIGHEST PUNTING AVERAGE

50.6 1983, 24 for 1,215

HIGHEST NET PUNTING AVERAGE

45.0 1983, 24 for 1,215 yards, 134 return yards

MOST OPPONENT'S FUMBLES RECOVERED

36 1977

MOST WINS IN A SEASON

14 1996

MOST GAMES PLAYED IN A SEASON

15 BYU, 1996

MISC.

CONSEC. GAMES PASSING FOR 200 YARDS

64 9/80 to 10/19/85

(INDIVIDUAL RECORDS)

TOTAL OFFENSE

MOST SEASONS GAINING 4,000 YARDS OR MORE

3 Ty Detmer, 1989-91

MOST CONSECUTIVE GAMES GAINING 300 YARDS OR MORE

24 Ty Detmer, 1989-90

RUSHING

MOST TDS SCORED IN ONE QUARTER

4 Dick Felt vs. San Jose St. Nov. 8,
1952 in fourth quarter

PASSING

HIGHEST PASS COMPLETION PERCENTAGE

(MIN. 30-39 COMPS)

Game .912 Steve Sarkisian vs. Fresno St.,
1995,
(31 of 34)

MOST YARDS GAINED PER ATTEMPT

Game 14.1 John Walsh vs. Utah St.
(min. 40 atts.) 44 for 619 yards, 10/30/93
Season 11.1 Ty Detmer, 1989, 412 for 4,560

MOST YARDS GAINED PER COMPLETION

Game 22.9 John Walsh vs. Utah St.
(min. 22 atts.) 27 for 619, 10/30/93

HIGHEST PERCENTAGE OF PASSES FOR TDS

Season 11.5 Jim McMahon, 1980
(min. 375 atts.) 46 of 400

Steve Sarkisian holds the NCAA record for highest pass completion percentage in a game (min. 30-39 comp) at .912





All-American Gordon Hudson owns three NCAA records for receiving by a tight end.

RECEIVING

MOST CATCHES PER GAME BY A TIGHT END

Career	5.4	Gordon Hudson, 1980-83
		178 in 33 games

MOST YARDS GAINED BY A TIGHT END

Game	259	Gordon Hudson vs. Utah
		11/21/81 - 13 catches
Career	2,901	Dennis Pitta, 2004, 2007-09

MOST YARDS PER GAME BY A TIGHT END

Career	75.3	Gordon Hudson, 1980-83
		2,484 in 33 games

AVERAGE GAIN PER COMPLETION BY A TIGHT END

Career	19.2	Clay Brown, 1978-80
(min. 75)		88 catches for 1,691 yds.

PUNTING

HIGHEST AVERAGE PER PUNT

Game	60.4	Lee Johnson vs. Wyoming,
(min. 5)		10/8/83 (5 for 302; 53, 44, 63, 62, 80 yards)

PUNT RETURNS

MOST PUNT RETURNS

Career	153	Vai Sikahema, 1980-81,
		1984-85, 1,312 yds

HIGHEST AVERAGE GAIN PER RETURN

Game	43.8	Golden Richards, v. North Texas,
		9/10/71 (min 5 returns) 5 for 219

KICKOFF RETURNS

HIGHEST AVERAGE GAIN PER KICK RETURN

Season	40.1	Paul Allen, 1961
(min. 1.2 ret/gm)		12 for 481

SCORING

MOST TOUCHDOWNS SCORED IN ONE QUARTER

4	Dick Felt vs. San Jose St. Nov. 8, 1952 in fourth quarter
---	---

MOST TOUCHDOWNS SCORED BY RUSHING IN ONE QUARTER

4	Dick Felt vs. San Jose St. Nov. 8, 1952 in fourth quarter
---	---

FIELD GOALS

HIGHEST PERCENTAGE OF FG MADE, 40 YARDS OR MORE

Season	93.3%	Matt Payne, BYU, 2002
(min. 10)		14 of 15

MOST CONSECUTIVE FG MADE, 40-49 YARDS

Career	14	Matt Payne, BYU, 2003-04
--------	----	--------------------------

FIELD GOALS IN FIRST GAME OF CAREER (ONE OF 3)

5	Joe Liljenquist vs. Colorado 1969 (6 attempts)
---	--



Lee Johnson owns the highest punt average for a game with at least five punts.



Vai Sikahema owns the NCAA career record for most punt returns.

TOP INDIVIDUAL MARKS

TOTAL OFFENSE

GAME

1.	603	Ty Detmer at San Diego State, 11/16/91
2.	599	Virgil Carter vs. UTEP, 11/5/66
3.	597	John Walsh at Utah State, 10/30/93
4.	594	Ty Detmer vs. Penn State, 12/29/89
5.	582	Marc Wilson vs. Utah, 11/5/77
6.	562	Ty Detmer vs. Washington State, 9/7/89
7.	552	Jim McMahon vs. Utah, 11/21/81
8.	548	Max Hall vs. Tulsa, 9/15/07
9.	545	Taysom Hill at Houston, 10/19/13
10.	540	Robbie Bosco at New Mexico, 10/19/85

SEASON

1.	5,022	Ty Detmer	1990
2.	4,627	Jim McMahon	1980
3.	4,433	Ty Detmer	1989
4.	4,346	Steve Young	1983
5.	4,282	Taysom Hill	2013
6.	4,141	Robbie Bosco	1985
7.	4,072	Max Hall	2008
8.	4,001	Ty Detmer	1991
9.	3,998	Brandon Doman	2001
10.	3,983	Steve Sarkisian	1996

CAREER

1.	14,665	Ty Detmer	1988-91
2.	11,569	Max Hall	2007-09
3.	11,059	John Beck	2003-06
4.	9,723	Jim McMahon	1977-78, 80-81
5.	8,817	Steve Young	1981-83
6.	8,299	Robbie Bosco	1983-85
7.	7,736	John Walsh	1991-94
8.	7,731	Kevin Feterik	1996-99
9.	7,602	Marc Wilson	1977-79
10.	7,253	Steve Sarkisian	1995-96

PASSING YARDS

GAME

1.	619	John Walsh at Utah State, 10/30/93
2.	599	Ty Detmer at San Diego State, 11/16/91
3.	585	Robbie Bosco at New Mexico, 10/19/85
4.	576	Ty Detmer vs. Penn State, 12/29/89
5.	571	Marc Wilson vs. Utah, 11/5/77
6.	565	Jim McMahon vs. Utah, 11/21/81
7.	560	Ty Detmer vs. Utah State, 11/24/90
8.	538	Jim McMahon at Colorado State, 11/7/81
9.	537	Max Hall vs. Tulsa, 9/15/07
	537	Ty Detmer vs. Washington State, 9/7/89

SEASON

1.	5,188	Ty Detmer	1990
2.	4,571	Jim McMahon	1980
3.	4,560	Ty Detmer	1989
4.	4,273	Robbie Bosco	1985

5.	4,031	Ty Detmer	1991
6.	4,027	Steve Sarkisian	1996
7.	3,957	Max Hall	2008
8.	3,902	Steve Young	1983
9.	3,885	John Beck	2006
10.	3,875	Robbie Bosco	1984

CAREER

1.	15,031	Ty Detmer	1988-91
2.	11,365	Max Hall	2007-09
3.	11,021	John Beck	2003-06
4.	9,536	Jim McMahon	1977-78, 80-81
5.	8,400	Robbie Bosco	1983-85
6.	8,390	John Walsh	1991-94
7.	8,065	Kevin Feterik	1996-99
8.	7,733	Steve Young	1981-83
9.	7,637	Marc Wilson	1977-79
10.	7,464	Steve Sarkisian	1995-96

400-YARD PASSING GAMES

SEASON

1.	8	Ty Detmer	1990
2.	6	Jim McMahon	1980
3.	5	Ty Detmer	1989
4.	4	John Walsh	1993
5.	3	Robbie Bosco	1985
	3	Jim McMahon	1981

CAREER

1.	14	Ty Detmer	1988-91
2.	9	Jim McMahon	1977-78, 80-81
3.	5	John Walsh	1991-94
4.	4	Robbie Bosco	1983-85
5.	3	John Beck	2003-06
	3	Kevin Feterik	1996-99
	3	Steve Sarkisian	1995-96

TOUCHDOWN PASSES

GAME

1.	7	Max Hall vs. UCLA, 9/13/08
	7	Jim McMahon at Colorado State, 11/7/81
	7	Marc Wilson at Colorado State, 10/15/77
4.	6	James Lark, at New Mexico State 11/24/12
	6	Steve Sarkisian vs. Texas A&M, 8/24/96
	6	Ty Detmer at San Diego State 11/16/91
	6	Robbie Bosco vs. Baylor, 9/8/84
	6	Steve Young vs. Utah, 11/19/83
	6	Jim McMahon at Utah State, 10/2/81
	6	Jim McMahon vs. UTEP, 11/1/80
	6	Gifford Nielsen at Utah State, 9/24/77
	6	Gary Sheide vs. New Mexico, 11/3/73

SEASON

1.	47	Jim McMahon	1980
----	----	-------------	------



2.	41	Ty Detmer	1990
3.	35	Max Hall	2008
	35	Ty Detmer	1991
4.	33	Max Hall	2009
	33	Brandon Doman	2001
	33	Steve Sarkisian	1996
	33	Robbie Bosco	1984
	33	Steve Young	1983
8.	32	John Beck	2006
	32	Ty Detmer	1989

CAREER

1.	121	Ty Detmer	1988-91
2.	94	Max Hall	2007-09
3.	84	Jim McMahon	1977-78, 80-81
4.	79	John Beck	2003-06
5.	66	John Walsh	1991-94
	66	Robbie Bosco	1983-85
7.	61	Marc Wilson	1977-79
8.	56	Steve Young	1980-83
9.	55	Gifford Nielsen	1975-77
10.	53	Steve Sarkisian	1995-96
	53	Kevin Feterik	1996-99

PASSING COMPLETIONS**GAME**

1.	44	Jim McMahon vs. Colorado State, 11/7/81
2.	42	Ty Detmer vs. Penn State, 12/29/89
	42	Robbie Bosco vs. New Mexico, 10/19/85
4.	41	John Beck vs. Boston College, 9/3/05
5.	40	Jim McMahon vs. North Texas, 11/8/80
6.	39	Steve Young vs. Air Force, 9/24/83
7.	38	John Beck vs. Boston College, 9/16/06
	38	Ty Detmer vs. Miami, 9/8/90
	38	Robbie Bosco vs. Colorado State, 10/5/85
10.	37	Marc Wilson vs. Long Beach State, 11/19/77

SEASON

1.	361	Ty Detmer	1990
2.	338	Robbie Bosco	1985
3.	330	Max Hall	2008
4.	306	Steve Young	1983
5.	298	Max Hall	2007
6.	289	John Beck	2006
7.	284	John Walsh	1994
	284	Jim McMahon	1980
9.	283	Robbie Bosco	1984
10.	278	Steve Sarkisian	1996

CAREER

1.	958	Ty Detmer	1988-91
2.	903	Max Hall	2007-09
3.	885	John Beck	2003-06
4.	653	Jim McMahon	1977-78, 80-81
5.	638	Robbie Bosco	1983-85
6.	613	Kevin Feterik	1996-99

7.	592	Steve Young	1980-83
8.	588	John Walsh	1991-94
9.	535	Marc Wilson	1977-79
10.	528	Steve Sarkisian	1995-96

PASSING COMPLETION PERCENTAGE**SEASON (MIN. 350 ATTEMPTS)**

1.	71.3	Steve Young	1983
2.	69.3	John Beck	2006
3.	69.2	Max Hall	2008
4.	68.8	Steve Sarkisian	1996
5.	67.2	Max Hall	2009
6.	66.1	Robbie Bosco	1985
7.	64.9	Steve Sarkisian	1995
8.	64.5	John Beck	2005
9.	64.3	Ty Detmer	1989
10.	64.3	Jim McMahon	1981

CAREER (MIN. 750 ATTEMPTS)

1.	66.9	Steve Sarkisian	1995-96
2.	65.3	Max Hall	2007-09
3.	65.3	Steve Young	1980-83
4.	64.0	Robbie Bosco	1983-85
5.	62.6	Ty Detmer	1988-91
6.	62.4	John Beck	2003-06
7.	61.8	Jim McMahon	1977-78, 80-81
8.	61.2	Kevin Feterik	1996-99
9.	60.2	John Walsh	1991-94
10.	57.1	Marc Wilson	1977-79

QB/WR TOUCHDOWN COMBOS

1.	22	Max Hall/Austin Collie (2007-08)
2.	19	Max Hall/Dennis Pitta (2007-09)
3.	18	Jim McMahon/Clay Brown (1978, 80-81)
4.	17	Robbie Bosco/Mark Bellini (1984-85)
5.	16	John Beck/Jonny Harline (2005-06)
6.	15	Riley Nelson/Cody Hoffman (2010-2012)
	15	John Beck/Todd Watkins (2004-05)
	15	Ty Detmer/Andy Boyce (1989-90)
9.	14	Robbie Bosco/Glen Kozlowski (1984-85)
10.	13	Gifford Nielsen/Mike Chronister (1976-77)
	13	Gifford Nielsen/John VanderWouden (1975-77)
	13	Virgil Carter/Phil Odle (1965-66)

RECEIVING YARDS**GAME**

1.	263	Jay Miller vs. New Mexico, 11/3/73
2.	259	Gordon Hudson vs. Utah, 11/21/81
3.	242	Phil Odle vs. UTEP, 11/5/66
4.	241	Glen Kozlowski vs. Boston College, 8/29/85
5.	235	Andy Boyce vs. New Mexico, 10/27/90
6.	232	Eric Drage vs. Fresno State, 10/23/93
7.	230	Eric Drage at New Mexico, 10/26/91
8.	225	David Mills at Air Force, 10/20/84
9.	219	Ben Cahoon at Arizona State, 9/20/97

10.	213	Eric Drage vs. Air Force, 9/25/93
	213	Dennis Pitta vs. Northern Iowa, 8/30/08

SEASON

1.	1,538	Austin Collie	2008
2.	1,248	Cody Hoffman	2012
3.	1,241	Andy Boyce	1990
4.	1,211	Reno Mahe	2001
5.	1,181	Jay Miller	1973
6.	1,156	Chris Smith	1990
7.	1,093	Eric Drage	1992
8.	1,090	Chris Smith	1989
9.	1,083	Dennis Pitta	2008
10.	1,067	Margin Hooks	1999

CAREER

1.	3,612	Cody Hoffman	2010-13
2.	3,255	Austin Collie	2004, 07-08
3.	3,065	Eric Drage	1990-93
4.	2,901	Dennis Pitta	2004, 07-09
5.	2,841	Margin Hooks	1997-00
6.	2,635	Matt Bellini	1987-90
7.	2,548	Phil Odle	1965-67
8.	2,484	Gordon Hudson	1980-83
9.	2,429	Mark Bellini	1983-86
10.	2,367	Chris Smith	1988-90

100-YARD RECEIVING GAMES**SEASON**

1.	11	Austin Collie	2008
2.	8	Cody Hoffman	2012
3.	7	Margin Hooks	1999
4.	6	Austin Collie	2007
	6	Andy Boyce	1990
	6	Chris Smith	1989
7.	5	Cody Hoffman	2011
	5	Chris Watkins	2004
	5	Chris Smith	1990
	5	Chuck Cutler	1988
	5	David Mills	1984

CAREER

1.	18	Cody Hoffman	2010-13
2.	17	Austin Collie	2004, 07-08
3.	12	Eric Drage	1990-93
4.	11	Chris Smith	1988-90
5.	10	Margin Hooks	1997-00
	10	Andy Boyce	1989-90
	10	Phil Odle	1965-67
8.	9	Mike Chronister	1976-78
9.	8	Matt Bellini	1987-90
10.	7	Mark Bellini	1982, 84-86
	7	Lloyd Jones	1978-80

RECEPTIONS**GAME**

1.	22	Jay Miller vs. New Mexico, 11/3/73
2.	14	Reno Mahe vs. Hawaii, 12/8/01

	14	Phil Odle vs. UTEP, 11/5/66
4.	13	Cody Hoffman at San Jose State, 11/17/12
	13	Lakei Heimuli vs. Colorado State, 10/5/85
	13	Gordon Hudson vs. Utah, 11/21/81
6.	12	11 others, last: Cody Hoffman vs UW 12/27/13

SEASON

1.	106	Austin Collie	2008
2.	100	Cody Hoffman	2012
	100	Jay Miller	1973
4.	91	Reno Mahe	2001
5.	83	Dennis Pitta	2008
6.	79	Andy Boyce	1990
7.	77	Phil Odle	1967
8.	68	Chris Smith	1990
9.	67	Gordon Hudson	1982
	67	Gordon Hudson	1981

CAREER

1.	260	Cody Hoffman	2010-13
2.	221	Dennis Pitta	2004, 07-09
3.	215	Austin Collie	2004, 07-08
4.	204	Matt Bellini	1987-90
5.	189	Margin Hooks	1997-00
6.	183	Phil Odle	1965-67
7.	178	Gordon Hudson	1981-83
8.	166	Reno Mahe	1998, 01-02
9.	162	Eric Drage	1990-93
10.	157	Curtis Brown	2002, 04-06

RECEIVING TOUCHDOWNS**GAME**

1.	5	Cody Hoffman at New Mexico St. 11/24/12
2.	4	Luke Ashworth vs. Colorado St., 11/13/10
	4	Kirk Pendleton vs. New Mexico, 10/15/83
	4	John VanderWouden vs. Colorado State, 9/18/76
5.	3	12 others, last: Cody Hoffman, vs. Idaho 11/10/12

SEASON

1.	15	Austin Collie	2008
	15	Clay Brown	1980
3.	14	Mark Bellini	1985
4.	13	Andy Boyce	1990
5.	12	Jonny Harline	2006
	12	Eric Drage	1992
7.	11	Cody Hoffman	2012
	11	Glen Kozlowski	1984
	11	Kirk Pendleton	1983
	11	Mike Chronister	1977
	11	Phil Odle	1965

CAREER

1.	33	Cody Hoffman	2010-13
2.	30	Austin Collie	2004, 07-08
3.	29	Eric Drage	1990-93
4.	25	Phil Odle	1965-67
5.	23	Mark Bellini	1982-86
	23	Glen Kozlowski	1981, 83-85
7.	22	Gordon Hudson	1980-83



8.	21	Dennis Pitta	2004, 07-09
	21	Mike Chronister	1976-78
10.	18	John VanderWouden	1975-77

RUSHING YARDS

GAME

1.	272	Eldon Fortie vs. George Washington, 9/29/62
2.	259	Taysom Hill vs. Texas, 9/7/13
3.	250	Ronney Jenkins vs. San Jose State, 10/24/98
4.	247	Pete Van Valkenburg vs. Long Beach St., 10/7/72
5.	219	Curtis Brown vs. Air Force, 10/29/05
	219	Jamaal Williams vs. Nevada, 11/30/13
6.	217	Curtis Brown vs. Utah State, 10/4/02
7.	215	Jeff Blanc vs. Wyoming, 10/25/75
8.	207	Luke Staley vs. Utah State, 10/5/01
9.	204	Jamal Willis vs. New Mexico, 9/24/94
	204	John Ogden vs. Pacific, 11/26/66

SEASON

1.	1,582	Luke Staley	2001
2.	1,386	Pete Van Valkenburg	1972
3.	1,344	Taysom Hill	2013
4.	1,307	Ronney Jenkins	1998
5.	1,233	Jamaal Williams	2013
6.	1,227	Harvey Unga	2007
7.	1,149	Eldon Fortie	1962
8.	1,132	Harvey Unga	2008
9.	1,123	Curtis Brown	2005
10.	1,087	Harvey Unga	2009

CAREER

1.	3,455	Harvey Unga	2006-09
2.	3,221	Curtis Brown	2002, 04-06
3.	2,970	Jamal Willis	1991-94
4.	2,710	Lakei Heimuli	1983-86
5.	2,663	Jeff Blanc	1973-75
6.	2,493	Luke Staley	1999-01
7.	2,392	Pete Van Valkenburg	1970-72
8.	2,376	John Ogden	1964-66
9.	2,040	Ronney Jenkins	1996, 98
10.	2,008	Jamaal Williams	2012-pres.

100-YARD RUSHING GAMES

SEASON

1.	9	Luke Staley	2001
2.	7	Harvey Unga	2007
3.	6	4 players, most recently Taysom Hill	2013

CAREER

1.	15	Harvey Unga	2006-09
	15	Curtis Brown	2002, 04-06
3.	10	Luke Staley	1999-01
	10	Jamal Willis	1991-94
	10	John Ogden	1964-66
6.	9	Lakei Heimuli	1983-86
7.	8	Jamaal Williams	2012-pres.

	8	Ronney Jenkins	1996, 98
	8	Pete Van Valkenburg	1970-72
9.	7	Eldon Fortie	1960-62
	7	Taysom Hill	2012-pres.

RUSHING ATTEMPTS

GAME

1.	37	Pete Van Valkenburg vs. Utah, 11/18/72
2.	36	Jeff Blanc vs. Wyoming, 10/9/76
	36	Pete Van Valkenburg vs. Utah State, 10/24/70
4.	35	Pete Van Valkenburg vs. New Mexico, 11/25/72
5.	34	Taysom Hill vs. Houston, 10/19/13
	34	Lakei Heimuli vs. Hawaii, 11/8/86
	34	John Ogden vs. Wyoming, 11/21/64
8.	33	Curtis Brown vs. Utah State, 10/4/02
	33	Lakei Heimuli vs. Utah, 11/22/86
	33	Jeff Blanc vs. Colorado State, 9/20/75
	33	Jamaal Williams vs. Virginia, 8/31/13

SEASON

1.	252	Ronney Jenkins	1998
2.	246	Taysom Hill	2013
3.	244	Harvey Unga	2007
4.	240	Harvey Unga	2008
5.	232	Pete Van Valkenburg	1972
6.	230	Lakei Heimuli	1986
7.	218	Brian McKenzie	1997
8.	217	Jamaal Williams	2013
9.	216	Jeff Blanc	1975
10.	210	Curtis Brown	2005

CAREER

1.	696	Harvey Unga	2006-09
2.	641	Curtis Brown	2002, 04-06
3.	625	Jeff Blanc	1973-75
4.	605	Lakei Heimuli	1983-86
5.	584	Jamal Willis	1991-94
6.	535	John Ogden	1964-66
7.	456	Pete Van Valkenburg	1970-72
8.	418	Luke Staley	1999-01
9.	385	Brian McKenzie	1996-97
10.	383	Jamaal Williams	2012-pres.

RUSHING TOUCHDOWNS

GAME

1.	5	Luke Staley vs. Colorado State, 11/1/01
	5	Eric Lane vs. Utah State, 10/13/79
3.	4	Ronney Jenkins vs. San Jose State, 10/24/98
	4	John Ogden vs. Western Michigan, 11/14/64
	4	Dick Felt vs. San Jose State, 11/8/52

SEASON

1.	24	Luke Staley	2001
2.	14	Curtis Brown	2005
	14	Lakei Heimuli	1985
	14	Waymon Hamilton	1981
	14	Eldon Fortie	1962

6.	13	Harvey Unga	2007
	13	Ronney Jenkins	1998
8.	12	Jamaal Williams	2012
	12	Brian McKenzie	1997
	12	Jamal Willis	1994
	12	Pete Van Valkenburg	1972

CAREER

1.	41	Luke Staley	1999-01
2.	35	Harvey Unga	2006-09
	35	Jamal Willis	1991-94
4.	31	Curtis Brown	2002, 04-06
5.	30	Lakei Heimuli	1983-86
6.	29	Waymon Hamilton	1980-83
7.	24	Ronney Jenkins	1996, 98
	24	Pete Van Valkenburg	1970-72
9.	23	Brian McKenzie	1996-97
10.	21	Eric Lane	1979-80
	21	Jeff Blanc	1973-75

TOTAL TOUCHDOWNS SCORED**GAME**

1.	5	Cody Hoffman at New Mexico St.	11/24/12
	5	Luke Staley vs. Colorado State,	11/1/01
	5	Luke Staley vs. Utah State,	10/5/01
	5	Ronney Jenkins vs. San Jose State,	10/24/98
	5	Eric Lane at Utah State,	10/13/79
2.	4	Jamaal Williams at Georgia Tech	10/27/12
	4	Luke Ashworth vs. Colorado State,	11/13/10
	4	Harvey Unga vs San Diego State,	12/1/07
	4	Curtis Brown vs. Air Force,	10/29/05
	4	Kalin Hall vs. UTEP,	11/27/93
	4	Kirk Pendleton vs. New Mexico,	10/15/83
	4	John VanDerWouden vs. Colorado State,	9/18/76
	4	John Ogden vs. Western Michigan,	11/14/64
	4	Dick Felt vs. San Jose State,	11/8/52

SEASON

1.	28	Luke Staley (24 run, 4 rec, 2001)
2.	17	Harvey Unga (13 run, 4 rec, 2007)
3.	16	Curtis Brown (14 run, 2 rec, 2005)
	16	Waymon Hamilton (14 run, 2 rec, 1981)
5.	15	Austin Collie (15 rec, 2008)
	15	Harvey Unga (11 rush, 4 rec, 2008)
	15	Ronney Jenkins (13 run, 2 rec, 1998)
	15	Clay Brown (15 rec, 1980)
	15	Roy Oliverson, 1951 (12 run, 3 rec)
10.	14	6 others, last: Ronney Jenkins (11 run, 3 rec, 1996)

CAREER

1.	48	Luke Staley, (41 run, 7 rec, 1999-01)
2.	45	Harvey Unga (36 run, 9 rec, 2006-09)
3.	40	Jamal Willis, (35 run, 5 rec, 1991-94)
4.	36	Curtis Brown, (31 run, 5 rec, 2002, 04-05)
5.	34	Cody Hoffman (33 rec, 1 KR, 2010-13)
6.	32	Lakei Heimuli (30 run, 2 rec, 1983-86)
	32	Waymon Hamilton (29 run, 3 rec, 1981-83)

8.	30	Austin Collie (30 rec, 2004, 07-08)
9.	29	Ronney Jenkins (24 run, 5 rec, 1996, 98)
	29	Eric Drage (29 rec, 1990-93)
	29	Jeff Blanc (21 run, 8 rec 1973-76)

POINTS SCORED**SEASON**

1.	170	Luke Staley	2001
2.	123	Ethan Pochman	1996
3.	109	Matt Payne	2001
4.	108	Justin Sorensen	2013
5.	102	Harvey Unga	2007
6.	101	Owen Pochman	1998
7.	100	Jared McLaughlin	2006
8.	98	Curtis Brown	2005
9.	96	Waymon Hamilton	1981
10.	93	Justin Sorensen	2011

CAREER

1.	334	Mitch Payne	2007-10
2.	333	Owen Pochman	1997-00
3.	312	Matt Payne	2001-04
4.	290	Luke Staley	1999-01
5.	272	Harvey Unga	2006-09
6.	251	Justin Sorensen	2008,11-13
7.	243	Kurt Gunther	1980-82
8.	240	Jamal Willis	1991-94
9.	216	Curtis Brown	2002, 04-06
10.	192	Lakei Heimuli	1983-86

ALL-PURPOSE YARDS**GAME**

1.	366	Austin Collie vs. Tulsa,	9/15/07
2.	306	Pete Van Valkenburg vs. Wyoming,	11/4/72
3.	303	Eldon Fortie vs. George Washington,	9/29/62
4.	300	Luke Staley vs. Utah State,	10/5/01
5.	296	Tyler Anderson vs. Utah State,	10/30/93
6.	277	Cody Hoffman vs. Utah	9/17/11
7.	275	Ronney Jenkins vs. San Jose State,	10/24/98
8.	263	Jay Miller vs. New Mexico,	11/3/73
9.	262	Cody Hoffman vs. UTEP,	12/18/10
10.	257	Austin Collie vs. Colorado State,	11/1/08

SEASON

1.	2,112	Austin Collie	2008
2.	2,018	Luke Staley	2001
3.	1,882	Harvey Unga	2007
4.	1,864	Curtis Brown	2006
5.	1,838	Pete Van Valkenburg	1972
6.	1,825	Cody Hoffman	2011
7.	1,747	Ronney Jenkins	1998
8.	1,688	Austin Collie	2007
9.	1,624	Homer Jones	1979
10.	1,608	Vai Sikahema	1985

**CAREER**

1.	5,015	Cody Hoffman	2010-13
2.	4,996	Curtis Brown	2002, 04-06
3.	4,649	Austin Collie	2004, 07-08
4.	4,540	Harvey Unga	2006-09
5.	4,367	Jamal Willis	1991-94
6.	3,833	Lakei Heimuli	1983-86
7.	3,761	Matt Bellini	1987-90
8.	3,743	Jeff Blanc	1974-76
9.	3,688	Vai Sikahema	1980-81, 84-85
10.	3,595	Luke Staley	1999-01

DEFENSE (All-time)

ONLY DEFENSIVE STATISTICS SINCE 2000 ARE OFFICIALLY RECOGNIZED BY THE NCAA

TACKLES**GAME**

1.	36	Dan Hansen vs. New Mexico, 1971 (22-UA, 14, AT)
2.	22	Derwin Gray vs. Penn State, 1991 (13-UA, 9-AT)
3.	20	Ted Nelson vs. Arizona State, 1970 (6-UA, 14-AT)
4.	19	Rob Morris vs. UTEP, 1997 (12 UA, 7 AT)
		Shad Hansen vs. UTEP, 1992 (13-UA, 6-AT)
	19	Uani Unga vs Notre Dame, 2013 (5-UA, 14-AT)
6.	18	Shad Hansen vs. Hawaii, 1991 (12-UA, 6-AT)
	18	Kyle Whittingham vs. SDSU, 1981 (10-UA, 8-AT)
	18	Gary Kama vs. Long Beach St. 1979 (8-UA, 10-AT)
	18	Dan Hansen vs. Arizona State, 1972 (10-UA, 8-AT)

SEASON

1.	193	Shad Hansen, 1991 (63-UA, 130-AT, 4-TFL)
2.	192	Rocky Biegel, 1991 (62-UA, 130-AT)
3.	157	Rod Wood, 1978 (26-UA, 131-AT, 6-TFL)
4.	149	Sid Smith, 1975 (125-UA, 24-AT)
5.	148	Glen Redd, 1980 (57-UA, 91-AT, 2-TFL)
	148	Bob Davis, 1988 (80-UA, 68-AT, 4-TFL)

CAREER

1.	408	Shad Hansen, 1989-92 (132-UA, 276-AT)
2.	394	Rod Wood, 1976-78 (150-UA, 244-AT)
3.	389	Larry Carr, 1972-74 (191-UA, 198-AT)
4.	382	Glenn Redd, 1978-80 (233-UA, 149-AT)
5.	371	Rocky Biegel, 1988-91 (112-UA, 159-AT)
6.	369	Dan Hansen, 1969-1972 (183-UA, 186-AT)
7.	353	Marv Allen, 1982-84 (149-UA, 204-AT)
8.	349	Bob Davis, 1987-89 (145-UA, 204-AT)
9.	345	Shay Muirbrook, 1993-96 (151-UA, 194-AT)
	345	Rob Morris, 1993, 97-99 (223-UA, 122-AT)

SACKS**GAME**

1.	6	Shay Muirbrook vs. Kansas State, 1/1/97
2.	4	Setema Gali vs. New Mexico, 10/16/99
	4	Jason Buck vs. Oregon State, 11/15/86
	4	Kyle Whittingham vs. San Diego State, 10/17/81

SEASON

1.	17	Mekeli Ieremia	1976
2.	16	Shawn Knight	1986
	16	Jim Herrmann	1983
4.	14	Todd Shell	1983
	14	Stan Varner	1974
6.	13.5	Jan Jorgensen	2007
7.	13	Kyle Van Noy	2012
	13	Branden Flint	1981
	13	Glen Titensor	1980
	13	Bill Rice	1976

CAREER

1.	33	Brandon Flint	1980-83
2.	28.5	Jan Jorgensen	2006-09
	28.5	Randy Brock	1991-94
4.	26	Jim Herrmann	1981, 83-84
	26	Kyle Van Noy	2010-13
6.	25	Byron Frisch	1996-99
7.	23	Jason Buck	1985-86
8.	22.5	Shawn Knight	1983-86
9.	22	David Futrell	1984-87
	22	Mike Morgan	1979-80

INTERCEPTIONS**GAME**

1.	3	Tyson Smith vs. Wyoming, 10/26/00
	3	Derwin Gray vs. New Mexico, 10/27/90
	3	Jeff Wilcox at Wyoming, 10/18/86
	3	Tony Hernandez vs. Colorado State, 9/18/76
	3	Dave Atkinson at North Texas, 9/10/71
	3	Bobby Roberts vs. UTEP, 11/5/66
	3	Gene Frantz vs. North Mexico, 11/3/62
	3	Gene Frantz at Colorado State, 10/6/62

SEASON

1.	9	Dave Atkinson	1971
	9	Gene Frantz	1962
3.	8	Dave Atkinson	1972
	8	Dan Hansen	1970
5.	7	Jeff Wilcox	1986
	7	Tom Holmoe	1980
	7	Dan Hansen	1971
	7	Bobby Roberts	1967
	7	Bobby Roberts	1966
	7	Carroll Johnston	1957

CAREER

1.	20	Dave Atkinson	1971-73
2.	18	Dan Hansen	1970-72
	18	Bobby Roberts	1965-67
4.	14	Derwin Gray	1989-92
5.	13	Brian Mitchell	1987-90
	13	Tom Holmoe	1979-82
7.	12	Rodney Rice	1987-88
	12	Scott Peterson	1985-88

12	Mike Russell	1973-74
10. 11	Troy Long	1985-88

DEFENSE (SINCE 2000)

OFFICIAL NCAA DEFENSIVE STATISTICS BEGAN IN 2000

SOLO TACKLES

GAME

1. 10	Andrew Rich vs. TCU, 10/16/10
10	Scott Johnson vs. Colorado State, 9/26/09
10	Cameron Jensen vs. TCU, 9/28/06
10	Paul Walkenhorst vs. Nevada, 9/14/02
5. 9	10 others, last: Kyle Van Noy, vs. Idaho 11/12/11

SEASON

1. 64	Justin Ena	2001
2. 63	Andrew Rich	2010
3. 62	Uani 'Unga	2013
4. 57	Cameron Jensen	2006
5. 54	Isaac Kelley	2001

CAREER

1.167	Aaron Francisco	2001-04
2.153	Kyle Van Noy	2010-13
3.150	Cameron Jensen	2004-06
4.137	David Nixon	2003, 06-08
5.127	Andrew Rich	2008-10

ASSISTED TACKLES

GAME

1. 14	Uani 'Unga vs Notre Dame, 11/23/13
2. 13	Kelly Poppinga vs. Colorado State, 11/3/07
3. 12	Uani 'Unga vs Utah State, 10/4/13
4. 11	4 players, most recently Uani 'Unga 10/25/13

SEASON

1. 81	Uani 'Unga	2013
2. 67	Kelly Poppinga	2007
3. 63	Aaron Francisco	2003
4. 60	Paul Walkenhorst	2002
5. 58	Matt Bauman	2008
58	Justin Ena	2000

CAREER

1. 163	Aaron Francisco	2001-04
2. 144	Cameron Jensen	2004-06
3. 138	David Nixon	2003, 06-08
4. 125	Matt Bauman	2004, 07-09
5. 120	Jan Jorgensen	2006-09

TOTAL TACKLES

GAME

1. 19	Uani 'Unga vs Notre Dame, 11/23/13
2. 17	Kelly Poppinga vs. TCU, 11/8/07
17	Uani 'Unga vs Utah State, 10/4/13

17	Uani 'Unga vs Boise State, 10/25/13
5. 16	Aaron Francisco vs. Boise State, 9/24/04
16	Aaron Francisco vs. USC, 9/18/04

SEASON

1. 143	Uani 'Unga	2013
2. 116	Aaron Francisco	2003
3. 113	Kelly Poppinga	2007
4. 110	Andrew Rich	2010
5. 108	Matt Bauman	2008

CAREER

1. 330	Aaron Francisco	2001-04
2. 294	Cameron Jensen	2004-06
3. 275	David Nixon	2003, 06-08
4. 267	Paul Walkenhorst	2000-05
5. 245	Brandon Ogletree	2009-12

TACKLES FOR LOSS

GAME

1. 6	Hans Olsen vs. Colorado State, 11/2/00
2. 5	Kyle Van Noy vs. Tulsa 12/30/11
5	David Nixon vs. Colorado State, 10/9/03
3. 4	Vic So'oto vs. Wyoming, 10/23/10
4	Brett Denney vs. Utah State, 10/3/08
4	Colby Bockwoldt vs. Utah, 11/22/03
4	Setema Gali, Jr. vs. Florida State, 8/26/00

SEASON

1. 22	Kyle Van Noy	2012
2. 20	Jan Jorgensen	2007
2. 19	Colby Bockwoldt	2003
3. 19	Ryan Denney	2001
4. 18	Setema Gali, Jr.	2000
5. 17.5	Kyle Van Noy	2013

**CAREER**

1.	62	Kyle Van Noy	2010-13
2.	44	Jan Jorgensen	2006-09
3.	43	David Nixon	2003, 06-08
4.	31	Paul Walkenhorst	2000-05
5.	28	Cameron Jensen	2004-06

SACKS**GAME**

1.	3	Kyle Van Noy vs Georgia Tech, 10/12/13
	3	Kyle Van Noy at New Mexico State, 11/24/12
	3	Jan Jorgensen vs. Colorado State, 11/3/07
	3	Justin Maddux vs. UNLV, 11/5/05
	3	Brady Poppinga vs. San Diego State, 11/2/02

SEASON

1.	13.5	Jan Jorgensen	2007
2.	13	Kyle Van Noy	2012
3.	10	Setema Gali, Jr.	2000
4.	9	Manaia Brown	2004
5.	8	Brady Poppinga	2002

CAREER

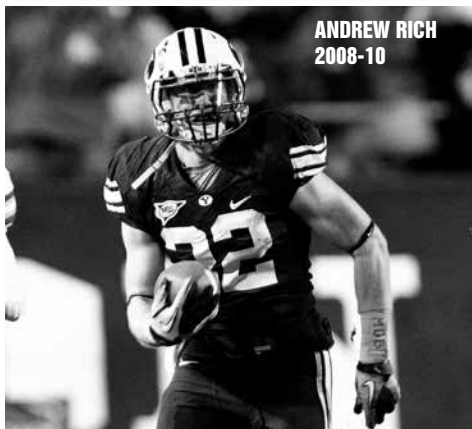
1.	28.5	Jan Jorgensen	2006-09
2.	26	Kyle Van Noy	2010-present
3.	19	Brady Poppinga	2001-04
4.	12	David Nixon	2003, 06-08
5.	11	Isaac Kelley	1999-01

QUARTERBACK HURRIES**GAME**

1.	5	Kyle Van Noy vs Texas, 9/7/13
1.	4	Jan Jorgensen vs. Northern Iowa, 8/30/08
3.	3	5 players, most recetly Kyle Van Noy vs. Washington St. 8/30/12

SEASON

1.	12	Kyle Van Noy	2013
2.	11	Jan Jorgensen	2008
3.	10	Kyle Van Noy	2011
4.	8	Kyle Van Noy	2012



8	Vic So'oto	2010
8	Coleby Clawson	2009

CAREER

1.	32	Kyle Van Noy	2010-13
2.	22	Jan Jorgensen	2006-09
3.	11	Coleby Clawson	2008-09
4.	9	Vic So'oto	2005, 07-10
5.	8	David Nixon	2003, 06-08
	8	Jordan Pendleton	2007-11

PASS BREAKUPS**GAME**

1.	4	Corby Eason vs. San Jose State, 10/8/11
	4	Daniel Sorensen vs Texas, 9/7/13
3.	3	9 others, last: Preston Hadley vs. Oregon State 10/15/11

SEASON

1.	15	Jordan Johnson	2012
2.	14	Corby Eason	2011
	14	Preston Hadley	2011
	14	Brian Logan	2009
5.	12	Daniel Sorensen	2013

CAREER

1.	23	Daniel Sorensen	2008, 11-13
2.	21	Brian Logan	2009-10
3.	20	Preston Hadley	2011-12
4.	18	Jernaro Gilford	1999, 01-03
5.	17	Corby Eason	2009-11
	17	Brandon Heaney	2001-04
7.	16	Jordan Johnson	2011-present
	16	Kayle Buchanan	2004-07
	16	Justin Robinson	2005-06
	16	Aaron Francisco	2001-04

INTERCEPTIONS**GAME**

1.	3	Tyson Smith vs. Wyoming, 10/26/00
2.	2	8 others, last: Andrew Rich vs. UTEP, 12/18/10

SEASON

1.	6	Jernaro Gilford	2001
2.	5	Andrew Rich	2010
3.	4	4 others, most recent: Rich, Johnson	2009

CAREER

1.	10	Andrew Rich	2008-10
	10	Jernaro Gilford	1999, 01-03
3.	8	Daniel Sorensen	2008, 11-13
4.	7	Aaron Francisco	2001-04
5.	6	Cameron Jensen	2004-06
	6	Quinn Gooch	2004-07

INTERCEPTION RETURN YARDS**GAME**

1.	80	Jon Burbidge vs. New Mexico, 11/16/02
2.	64	Justin Robinson vs. Utah State, 9/23/06
3.	62	Jernaro Gilford vs. Utah State, 10/5/01
4.	60	Nathan Soelberg vs. Utah, 11/20/04
	60	Isaac Kelley vs. San Diego State, 10/27/01

SEASON

1.	131	Jernaro Gilford	2001
2.	93	John Burbidge	2002
3.	91	Andrew Rich	2009
4.	83	Isaac Kelley	2001
5.	75	Bryan Kehl	2007

FORCED FUMBLES**GAME**

1.	2	Andrew Rich vs. Oklahoma, 9/5/09
----	---	----------------------------------

SEASON

1.	6	Kyle Van Noy	2012
2.	4	Uona Kaveinga	2011
	4	Ryan Denney	2001
4.	3	7 others, most recent: Van Noy, 2011	

CAREER

1.	11	Kyle Van Noy	2010-13
2.	6	Andrew Rich	2008-10
	6	Aaron Francisco	2001-04
3.	5	Ryan Denney	1997-01
4.	4	Uona Kaveinga	2011-12
	4	Scott Johnson	2007-09
	4	David Nixon	2003, 06-08

FUMBLE RECOVERIES**GAME**

1.	3	Justin Luetterodt vs. Wyoming, 11/12/05
2.	2	Hans Olsen vs. San Diego State, 10/21/00

SEASON

1.	5	Hans Olsen	2000
2.	4	Shawn Doman	2009
3.	3	4 others, most recent: Brett Denney	2008

CAREER

1.	6	Jan Jorgensen	2006-09
2.	6	Shawn Doman	2006-09
3.	5	Spencer Hadley	2008, 11-13
4.	4	Matt Bauman	2004, 07-09
	4	Brett Denney	2006-09

FUMBLE RETURN YARDS**GAME**

1.	64	Scott Johnson vs. Wyoming, 11/12/05
2.	48	Jan Jorgensen vs. UNLV, 10/21/06
3.	44	Kyle Van Noy vs. Colorado State, 11/13/10
4.	38	Brandon Bradley vs. Utah State, 10/3/08
5.	34	Matt Bauman vs. Oregon State, 12/22/09

SEASON

1.	64	Scott Johnson	2008
2.	48	Jan Jorgensen	2006
3.	44	Kyle Van Noy	2010
4.	38	Brandon Bradley	2008
5.	34	Matt Bauman	2009

**SPECIAL TEAMS
FIELD GOALS MADE****SEASON**

1.	21	Justin Sorensen	2013
2.	20	Owen Pochman	1998
	20	Ethan Pochman	1996
4.	19	Owen Pochman	2000
5.	18	Owen Pochman	1999
	18	Leonard Chitty	1987

CAREER

1.	76	Owen Pochman	1997-00
2.	54	Matt Payne	2001-04
3.	47	Mitch Payne	2007-10
4.	43	Justin Sorensen	2008, 11-13
5.	34	Leonard Chitty	1986-87

PATS MADE**SEASON**

1.	73	Matt Payne	2001
2.	64	Kurt Gunther	1980
3.	63	Ethan Pochman	1996
4.	59	Mitch Payne	2009
5.	58	Jared McLaughlin	2006

CAREER

1.	193	Mitch Payne	2007-10
2.	162	Kurt Gunther	1980-82
3.	150	Matt Payne	2001-04
4.	135	Owen Pochman	1997-00
5.	122	Justin Sorensen	2008, 11-13

PAT %

1.	97.6	Justin Sorensen	2008, 11-13
2.	97.56	David Lauder	1992-94

LONGEST KICKS**FIELD GOALS**

1.	56	Owen Pochman vs. New Mexico, 11/18/00
2.	53	Matt Payne vs. Air Force, 10/23/04
	53	Matt Payne vs. Notre Dame, 9/4/04
	53	Matt Payne vs. USC, 9/6/03
	53	Dennis Patera vs. Utah State, 11/4/67
	53	Jared McLaughlin vs. Air Force, 10/28/06

PUNTS

1.	80	Lee Johnson vs. Wyoming, 10/8/83
2.	79	Matt Payne vs. USC, 9/18/04
	79	Ben Lavery vs. Pacific, 11/26/66
4.	78	Bill Wright vs. Wyoming, 10/21/61
5.	76	Matt Payne vs. San Diego State, 11/2/02



YEAR-BY-YEAR LEADERS

PASSING

YR.	PLAYER	ATT	CMP	INT	YARDS	TD
2013	Taysom Hill	438	236	14	2,938	19
2012	Riley Nelson	308	181	13	2,011	13
2011	Riley Nelson	202	116	7	1,717	19
2010	Jake Heaps	383	219	9	2,316	15
2009	Max Hall*	409	275	14	3,560	33
2008	Max Hall*	447	330	14	3,957	35
2007	Max Hall*	496	298	12	3,848	26
2006	John Beck*	417	289	8	3,885	32
2005	John Beck*	513	331	13	3,709	27
2004	John Beck	343	192	8	2,563	15
2003	Matt Berry	235	147	14	1,445	7
2002	Brett Engemann	215	119	8	1,334	6
2001	Brandon Doman	408	261	8	3,542	33
2000	Charlie Peterson	260	149	5	1,617	6
1999	Kevin Feterik	452	277	15	3,554	25
1998	Kevin Feterik	336	202	6	2,718	16
1997	Kevin Feterik	208	125	5	1,767	11
1996	Steve Sarkisian	404	278	12	4,027	33
1995	Steve Sarkisian	385	250	14	3,437	20
1994	John Walsh	463	284	14	3,712	29
1993	John Walsh	397	244	15	3,727	28
1992	Ryan Hancock	288	165	13	2,635	17
1991	Ty Detmer*	403	249	12	4,031	35
1990	Ty Detmer#	562	361	28	5,188	41
1989	Ty Detmer*	412	265	15	4,560	32
1988	Sean Covey	319	174	10	2,607	13
1987	Bob Jensen	259	144	14	1,833	10
1986	Steve Lindsley	287	180	18	2,247	12
1985	Robbie Bosco	511	338	24	4,273	30
1984	Robbie Bosco*	458	283	11	3,875	33
1983	Steve Young#	429	306	10	3,902	33
1982	Steve Young *	367	230	18	3,100	18
1981	Jim McMahon#	423	272	7	3,555	30
1980	Jim McMahon#	445	284	18	4,571	47
1979	Marc Wilson*	427	250	15	3,720	29
1978	Marc Wilson	233	121	13	1,499	8
1977	Marc Wilson*	277	164	18	2,418	24
1976	Gifford Nielsen*	372	207	19	3,192	29
1975	Gifford Nielsen	180	110	7	1,471	10
1974	Gary Sheide	300	181	19	2,174	23
1973	Gary Sheide*	294	177	12	2,350	22
1972	Bill August	144	69	5	891	2
1971	Bill August	87	37	11	448	2
1970	Rick Jones	168	76	17	851	1
1969	Marc Lyons	193	87	11	1,297	9
1968	Marc Lyons	157	66	9	735	2
1967	Marc Lyons	193	99	8	1,313	9
1966	Virgil Carter	293	141	16	2,182	21
1965	Virgil Carter*	250	120	13	1,789	20
1964	Virgil Carter	193	66	14	1,154	9
1963	Ron Stewart	23	10	0	160	1
1962	Eldon Fortie	100	43	11	814	7
1961	Eldon Fortie	83	33	11	469	5
1960	Bud Belnap	51	20	8	285	2
1959	Gary Dunn	31	10	3	223	1
1958	Wayne Startin	68	28	8	332	2
1957	Carroll Johnston	102	39	7	447	3
1956	Carroll Johnston	167	71	15	945	8
1955	Don Dixon	60	21	9	335	2
1954	Ron Bean	42	20	1	437	0
1953	LaVon Satterfield	92	34	8	568	4

* Led Conference, # Led Nation

RECEIVING

YR.	PLAYER	REC	YRD	TD
2013	Cody Hoffman	57	894	5
2012	Cody Hoffman	100	1,248	11
2011	Cody Hoffman	61	943	10
2010	JJ Di Luigi	45	443	1
	Cody Hoffman	42	527	7
2009	Dennis Pitta	62	829	8
2008	Austin Collie#	106	1,538	15
2007	Dennis Pitta	59	813	5
2006	Jonny Harline	58	935	12
2005	Jonny Harline	63	853	5
2004	Austin Collie	53	771	8
	Todd Watkins	52	1,042	6
2003	Toby Christensen	53	547	4
2002	Reno Mahe	59	771	2
2001	Reno Mahe*	91	1,211	9
2000	Margin Hooks	61	718	2
1999	Margin Hooks	60	1,067	7
1998	Margin Hooks	49	732	3
1997	Ben Cahoon	57	931	4
1996	K.O. Kealaluhi	49	901	8
1995	Mike Johnston	40	650	6
1994	Tim Nowatzke	47	601	4
1993	Eric Drage	54	867	5
1992	Eric Drage	56	1,093	12
1991	Eric Drage	46	1,018	10
1990	Andy Boyce	79	1,241	13
1989	Chris Smith	60	1,090	5
1988	Chuck Cutler	64	1,039	10
1987	Darren Handley	52	636	3
1986	Mark Bellini	46	839	5
1985	Mark Bellini	63	1,008	14
1984	David Mills*	60	1,023	7
1983	Casey Tiumalu	60	583	3
	Gordon Hudson	44	596	6
1982	Gordon Hudson*	67	928	6
1981	Gordon Hudson*	67	960	0
1980	Scott Phillips*	60	689	7
1979	Homer Jones*	46	404	4
1978	Mike Chronister	52	850	3
1977	Todd Christensen*	50	603	5
1976	Todd Christensen	51	510	3
1975	Todd Christensen	30	319	3
1975	J. VanDerWouden	29	621	3
1974	John Betham	38	569	6
1973	Jay Miller#	100	1,181	8
1972	Logan Hunter	49	555	2
1971	Golden Richards	14	238	1
1970	Golden Richards	36	513	1
1969	Kip Jackson	25	261	3
1968	Ed Romero	41	495	1
1967	Phil Odle*	77	971	9
1966	Phil Odle	60	920	5
1965	Phil Odle*	46	657	10
1964	Bruce Smith	30	470	3
1963	Bruce Smith	13	178	1
1962	Bruce Smith	14	230	0
1961	Paul Allen	5	261	3
1961	Don Peterson	11	115	0
1960	Jack Gifford	6	138	1
1959	Howard Ringwood	10	130	0
1958	R.K. Brown	10	177	2
1957	R.K. Brown	12	183	2
1956	Burt Bullock	22	291	2
1955	Owen Skousen	10	190	0
1954	Tom Verbantz	14	226	0

RUSHING

YR.	PLAYER	RUSH	YRD	AVG
2013	Taysom Hill	246	1,344	5.5
2012	Jamaal Williams	166	775	4.7
2011	JJ Di Luigi	116	584	5.0
2010	JJ Di Luigi	178	917	5.2
2009	Harvey Unga	208	1,087	5.2
2008	Harvey Unga	240	1,132	4.7
2007	Harvey Unga	244	1,227	5.0
2006	Curtis Brown	201	1,010	5.0
2005	Curtis Brown	210	1,123	5.3
2004	Curtis Brown	158	828	5.0
2003	Rey Brathwaite	145	812	5.6
2002	Marcus Whalen	181	918	5.1
2001	Luke Staley	196	1,582	#8.1
2000	Luke Staley	130	548	3.7
1999	Fahu Tah	102	445	4.4
1998	Ronney Jenkins	252	1,307	5.2
1997	Brian McKenzie	218	1,004	4.6
1996	Brian McKenzie	167	950	5.7
1995	Hema Heimuli	112	449	4.0
1994	Jamal Willis	204	1,042	5.1
1993	Kalin Hall	113	567	5.0
1992	Jamal Willis	204	1,004	4.9
1991	Peter Tuipulotu	125	619	5.0
1990	Peter Tuipulotu	98	637	6.5
1989	Fred Whittingham	109	582	5.3
1988	Fred Whittingham	88	513	5.8
1987	Fred Whittingham	129	418	3.2
1986	Lakei Heimuli	230	966	4.2
1985	Lakei Heimuli	188	913	4.6
1984	Lakei Heimuli	158	796	5.0
1983	Casey Tiualu	139	851	6.1
1982	Casey Tiualu	110	681	6.0
1981	Scott Pettis	94	499	5.3
1980	Eric Lane	96	473	4.9
1979	Eric Lane	94	595	6.3
1978	Bill Ring	116	520	4.5
1977	Scott Phillips	47	325	6.9
1976	Jeff Blanc	149	625	4.0
1975	Jeff Blanc	216	984	4.6
1974	Jeff Blanc	199	784	3.9
1973	Mark Terranova	94	414	4.3
1972	P. Van Valkenburg#	232	1,386	6.0
1971	P. Van Valkenburg	121	601	4.9
1970	P. Van Valkenburg	103	405	3.9
1969	Kip Jackson	209	791	3.7
1968	Dave Swanson	94	353	3.8
1967	Ron Wakley	62	296	4.7
1966	John Ogden*	204	906	4.4
1965	John Ogden*	152	700	4.6
1964	John Ogden*	179	770	4.3
1963	Phil Brady	71	318	4.5
1962	Eldon Fortie*	199	1,149	5.8
1961	Eldon Fortie	138	422	3.1
1960	Bud Belnap	101	256	2.5
1959	LeGrand Young	83	423	5.1
1958	Weldon Jackson*	101	698	6.9
1957	Weldon Jackson	138	605	4.3
1956	Steve Campora	34	259	7.6
1955	Phil Oyler	64	366	5.7
1954	Dick Felt	90	379	4.2
1953	Reed Stolorworthy	86	473	5.5
1952	Reed Stolorworthy	99	436	4.4

TOTAL OFFENSE

YR.	PLAYER	RUSH	PASS	TOTAL
2013	Taysom Hill	1,344	2938	4,282
2012	Riley Nelson	196	2,011	2,207

2011	Riley Nelson	392	1,717	2,109
2010	Jake Heaps	-100	2,316	2,216
2009	Max Hall*	75	3,560	3,635
2008	Max Hall*	115	3,957	4,072
2007	Max Hall*	14	3,848	3,862
2006	John Beck*	-8	3,885	3,877
2005	John Beck*	61	3,709	3,770
2004	John Beck	-36	2,563	2,527
2003	Matt Berry	-100	1,445	1,345
2002	Bret Engemann	-20	1,334	1,314
2001	Brandon Doman*	456	3,542	3,998
2000	Charlie Peterson	-78	1,617	1,539
1999	Kevin Feterik	-77	3,554	3,477
1998	Kevin Feterik	-111	2,718	2,607
1997	Kevin Feterik	-156	1,767	1,611
1996	Steve Sarkisian	-44	4,027	3,983
1995	Steve Sarkisian	-167	3,437	3,270
1994	John Walsh	-239	3,712	3,473
1993	John Walsh	-307	3,727	3,420
1992	Ryan Hancock	-49	2,635	2,586
1991	Ty Detmer#	-30	4,031	4,001
1990	Ty Detmer*	-166	5,188	5,022
1989	Ty Detmer*	-127	4,560	4,433
1988	Sean Covey	-82	2,607	2,525
1987	Bob Jensen	84	1,833	1,917
1986	Steve Lindsley	-90	2,247	2,157
1985	Robbie Bosco*	-132	4,273	4,141
1984	Robbie Bosco#	57	3,857	3,932
1983	Steve Young#	444	3,902	4,346
1982	Steve Young*	407	3,100	3,507
1981	Jim McMahon#	-97	3,555	3,458
1980	Jim McMahon#	56	4,571	4,627
1979	Marc Wilson#	-140	3,720	3,580
1978	Marc Wilson	85	1,499	1,584
1977	Marc Wilson*	20	2,418	2,438
1976	Gifford Nielsen*	-273	3,192	2,919
1975	Gifford Nielsen	-144	1,471	1,327
1974	Gary Sheide	-165	2,174	2,009
1973	Gary Sheide	-7	2,350	2,343
1972	VanValkenburg	1,386	32	1,418
1971	VanValkenburg	601	83	684
1970	Rick Jones	-112	851	739
1969	Marc Lyons	-83	1,297	1,214
1968	Marc Lyons	-99	735	636
1967	Marc Lyons	137	1,313	1,450
1966	Virgil Carter#	363	2,182	2,545
1965	Virgil Carter*	474	1,789	2,263
1964	Virgil Carter	38	1,154	1,542
1963	Phil Brady	318	130	448
1962	Eldon Fortie*	1,149	814	1,963
1961	Eldon Fortie	422	469	891
1960	Bud Belnap	256	285	541
1959	LeGrand Young	423	0	423
1958	Weldon Jackson	698	0	698
1957	Weldon Jackson	605	0	605
1956	Carroll Johnston	39	986	1,025
1955	Phil Oyler	366	15	381
1954	Ron Bean	4	437	441
1953	LaVon Satterfield	114	568	682
1952	Reed Stolorworthy	436	0	436

SCORING

YR.	PLAYER	TD	PAT	FG	PTS
2013	Justin Sorensen	0	45	21	108
2012	Jamaal Williams	13	0	0	78
2011	Justin Sorensen	0	48	15	93
2010	Mitch Payne	0	37	17	88
2009	Mitch Payne	0	59	10	89
2008	Harvey Unga	15	1	0	92
2007	Harvey Unga	17	0	0	102
2006	Jared McLaughlin*	0	58	14	100



2005	Curtis Brown	16	1	0	98
2004	Matt Payne	0	30	15	75
2003	Matt Payne	0	20	14	62
2002	Matt Payne	0	27	13	66
2001	Luke Staley#	28	1	0	170
2000	Owen Pochman	0	29	19	86
1999	Owen Pochman	0	36	18	90
1998	Owen Pochman	0	41	20	101
1997	Brian McKenzie	12	0	0	72
1996	Ethan Pochman	0	63	20	123
1995	Bill Hansen	0	33	10	63
1994	Jamal Willis	14	0	0	84
1993	Joe Herrick	0	46	10	76
1992	David Lauder	0	42	13	81
1991	Eric Drage	10	0	0	60
1990	Earl Kauffman	0	55	12	91
1989	Jason Chaffetz	0	53	10	83
1988	Matt Bellini	11	0	0	66
1987	Leonard Chitty	0	32	18	86
1986	Leonard Chitty	0	32	16	80
1985	Mark Bellini	14	0	0	84
1984	Lakei Heimuli	14	0	0	84
1984	Lee Johnson	0	43	13	74
1983	Lee Johnson*	0	52	11	85
1982	Kurt Gunther*	0	41	11	74
1981	W. Hamilton*	16	0	0	96
1980	Clay Brown*	15	0	0	90
1979	Brent Johnson*	0	52	10	82
1978	Bill Ring	11	0	0	66
1977	Dev Duke*	0	46	9	73
1976	Dave Taylor*	0	34	15	79
1975	Jeff Blanc	11	0	0	66
1974	Jeff Blanc*	10	0	0	60
1973	Dev Duke	0	29	8	53
1972	VanValkenburg	14	0	0	84
1971	P. VanValkenburg	8	0	0	48
1970	Joe Liljenquist	0	9	11	42
1969	Joe Liljenquist	0	21	7	42
1968	Dave Swanson	6	6	0	44
1967	Dennis Patera	0	29	11	62
1966	Virgil Carter	9	1	0	56
1965	Phil Odle*	11	0	0	66
1964	Virgil Carter	5	1	0	32
1963	Frank Baker	0	8	5	23
1962	Eldon Fortie*	14	4	0	86
1961	Paul Allen	9	4	0	58
1960	Jack Gifford	3	0	0	18
1959	Jack Gifford	5	2	0	32
1958	Nyle McFarlane	6	3	0	42
1957	Steve Campora	3	1	0	19
1956	Steve Campora	4	0	0	24
1955	LeGrand Young	3	1	0	19
1954	Phil Oyler	3	0	0	18
1953	Dick Felt	5	0	0	30
1952	Dick Felt	7	0	0	42

PUNTING

YR.	PLAYER	NO	YARDS	AVG
2013	Scott Arellano	80	3,279	41.0
2012	Riley Stephenson	59	2,681	45.4
2011	Riley Stephenson	47	1,985	42.2
2010	Riley Stephenson	52	2,182	42.0
2009	Riley Stephenson	42	1,733	41.3
2008	CJ Santiago	41	1,712	41.8
2007	CJ Santiago	62	2,459	39.7
2006	Derek McLaughlin	40	1,636	40.9
2005	Derek McLaughlin	48	1,922	40.0
2004	Matt Payne	62	2,808	45.3
2003	Matt Payne	78	3,433	44.0
2002	Matt Payne	51	2,429	47.6

2001	Aaron Edmonds	46	1,831	39.8
2000	Aaron Edmonds	67	2,924	43.6
1999	Jesse Sowards	51	2,227	43.7
1998	J.D. Hartsfield	65	2,622	40.3
1997	J.D. Hartsfield	65	2,685	41.3
1996	Alan Boardman	44	1,920	43.6
1995	Alan Boardman	47	1,934	41.2
1994	Alan Boardman	57	2,377	41.7
1993	Alan Boardman	56	2,405	43.0
1992	Brad Hunter	29	1,380	47.6
1991	Earl Kauffman	47	1,875	39.9
1990	Earl Kauffman*	42	1,818	43.3
1989	Earl Kauffman	44	1,848	42.0
1988	Pat Thompson*	49	2,195	44.8
1987	Pat Thompson*	71	3,077	43.3
1986	Pat Thompson	57	2,364	41.5
1985	Kevin Towle	53	2,185	41.2
1984	Lee Johnson	57	2,593	45.5
1983	Lee Johnson*	24	1,215	50.6
1982	Mike Mees*	40	1,825	45.6
1981	Mike Mees	57	2,330	40.9
1980	Clay Brown	39	1,555	39.9
1979	Clay Brown#	43	1,950	45.3
1978	Jim McMahon	41	1,600	39.0
1977	Jim McMahon	55	2,161	39.3
1976	David Lowry	64	2,462	38.5
1975	Mark Giles	43	1,707	39.7
1974	Mark Giles	60	2,165	36.1
1973	Mark Giles	58	2,248	39.4
1972	Doug Coon	66	2,500	37.9
1971	Joe Liljenquist	69	2,748	39.8
1970	Joe Liljenquist	37	1,489	40.3
1969	Rich Adams	83	3,239	39.0
1968	Rich Adams	81	3,273	40.9
1967	Rich Adams	37	1,530	41.4
1966	Ben Laverty	32	1,255	39.2
1965	Ben Laverty	52	2,008	38.6
1964	Barry Corchnoy	40	1,501	37.5
1963	Barry Corchnoy	55	2,159	39.3
1962	Bill Wright	41	1,498	36.5
1961	Bill Wright	46	1,862	40.5
1960	Ron Jacobson	34	1,382	39.0
1959	Gary Dunn*	39	1,748	44.8
1958	Gary Dunn	21	828	39.4
1957	Carroll Johnston	50	1,730	34.6
1956	Carroll Johnston	26	977	37.4
1955	D. Overstreet	15	543	36.2
1954	D. Overstreet	14	617	44.1
1953	Dick Felt	27	958	35.5
1952	Udell Westover	40	1,619	40.5

TACKLES

YR.	PLAYER	TOTAL	UA	ASST	TFL
2013	Uani 'Unga	143	61	82	7.5
2012	Brandon Ogletree	102	50	52	13.5
2011	Brandon Ogletree	78	40	36	4.0
2010	Andrew Rich	110	63	47	7.5
2009	Andrew Rich	85	51	34	3.5
2008	Matt Bauman	108	50	58	8.5
2007	Kelly Poppinga	113	46	67	7.5
2006	Cameron Jensen	107	57	50	9.5
2005	Cameron Jensen	84	44	40	6
2004	Cameron Jensen	103	49	54	12
2003	Aaron Francisco	116	57	59	5.5
2002	Paul Walkenhorst	107	47	60	15
2001	Justin Ena	101	64	37	11
2000	Justin Ena	107	49	58	10
1999	Jared Lee	96	67	29	4
1998	Rob Morris	147	114	33	16

1997	Rob Morris	110	61	49	8.5
1996	Shay Muirbrook	97	60	37	8
1995	Eddie Sampson	105	43	62	1.5
1994	Shay Muirbrook	102	41	61	5
1993	Nathan Hall	72	30	42	4
1992	Shad Hansen	101	47	54	5
1991	Shad Hansen	193	63	130	4
1990	Rocky Biegel	99	26	73	1
1989	Bob Davis	137	38	99	2.5
1988	Bob Davis	148	80	68	4
1987	Troy Long	122	60	62	7
1986	J.C. VonColln	102	49	53	7
1985	Kurt Gouveia	98	57	41	7
1984	Cary Whittingham	147	51	96	0
1983	Marv Allen	118	39	79	1
1982	David Aupiu	119	61	58	0
1981	Kyle Whittingham	132	54	78	16
1980	Glen Redd	148	57	91	2
1979	Gary Kama	139	61	78	15
1978	Rod Wood	157	26	131	6
1977	Rod Wood	107	26	81	6

INTERCEPTIONS

YR.	PLAYER	NO	YARDS	TDLONG
2013	Van Noy, D. Sorensen, Daniel, Fua, C. Bills all with two			
2012	Daniel Sorensen	3	27	0 26
2011	Travis Uale/Kyle Van Noy	3	10/79	010/43
2010	Andrew Rich	5	69	0 32
2009	Scott Johnson/Andrew Rich	4	57/91	056/52
2008	David Nixon	3	21	1 19
2007	Kehl/Hodgkiss/Gooch/Buchanan all with three			
2006	Justin Robinson	4	69	1 64
2005	Justin Luettgerodt	3	54	0 28
2004	Micah Alba	3	24	0 24
2003	Aaron Francisco	3	42	0 36
2002	K.Neilson/B. Heaney	3	50/6	0 50/5
2001	Jernaro Gifford	6	131	0 62
2000	Tyson Smith	4	57	0 27
1999	Jared Lee	4	88	0 60
1998	Jason Walker	6	46	0 24
1997	Ben Cook/Tyler Nelson	2	0	0 0
1996	Omarr Morgan	4	-4	0 0
1995	Eddie Sampson	5	31	0 27
1994	Patrick Mitchell	3	4	0 4
1993	Jack Damuni	3	7	0 7
1992	Derwin Gray	5	13	0 13
1991	Derwin Gray/Josh Arnold	3	33/0	1/0 23/2
1990	Derwin Gray	6	57	1 30
1989	Brian Mitchell	5	112	1 97
1988	Rodney Rice	6	103	1 70
1987	Rodney Rice/Troy Long	6	51/37	1/0 31/25
1986	Jeff Wilcox	7	110	0 27
1985	Rodney Thomas	5	51	0 51
1984	Mark Allen/Marv Allen	4	32/7	0/0 22/7
1983	Jon Young	6	35	0 22
1982	Walker/Holmoe/Peterson	3	3/10	0 6/8
1981	Dave McKee	4	57	
1980	Tom Holmoe	7	28	
1979	Schoepflin/Redd	5	69/53	
1978	Ron Velasco	3	30	
1977	Bob Prested	5	78	
1976	Tony Hernandez	6	79	
1974	Mike Russell	6	137	
1973	Mike Russell	6	112	
1972	Dave Atkinson	8	88	
1971	Dave Atkinson	9	120	93
1970	*Dan Hansen	8	108	
1969	Paul Sutorius	6	55	
1968	Larry Echohawk	5	52	
1967	Bobby Roberts	7	96	
1966	*Bobby Roberts	7	87	

1965	Bobby Roberts	4	33
1964	Kent Oborn	2	37
1963	(Five-way tie)	1	
1962	*Gene Frantz	9	133
1961	(Several)	1	
1960	Mike Brady	3	17
1959	(Five-way tie)	1	
1958	H. Ringwood/W. Startin	2	32/22
1957	Carroll Johnston	7	89

SACKS

YR.	PLAYER	NO.
2013	Van Noy, Kaufusi	4
2012	Kyle Van Noy	13
2011	Kyle Van Noy	7
2010	Vic So'oto	5
2009	Jan Jorgensen	6
2008	Jan Jorgensen	5
2007	Jan Jorgensen*	13.5
2006	Hala Paongo	5
2005	Justin Maddox	7
2004	Brady Poppinga	6
	Shaun Nua	6
2003	Brady Poppinga	6
2002	Brady Poppinga	8
2001	Ryan Denney	7
2000	Setema Gali	10
1999	Byron Frisch	8
1998	Rob Morris	6
1997	Byron Frisch	9
1996	Shay Muirbrook	9
1995	Matt Redden	6.5
1994	Randy Brock	8
1993	Randy Brock	4
1992	Randy Brock	10
1991	Scott Giles	8
1990	Alema Fitiseanu	11
1989	Chad Robinson	9
1988	Duane Johnson	5.5
1987	David Futrell	11
1986	Shawn Knight	16
1985	Jason Buck	11.5
1984	Ladd Akeo	8
1983	Jim Herrmann	16
1982	Brandon Flint	8
	Chuck Ehin	8
1981	Brandon Flint	13
1980	Glen Titensor	13
1979	Rob Buchanan	8
1978	Ross Varner	7
1977	Mat Mendenhall	11
1976	Mekeli Ieremia	17
1975	Stan Varner	5
1974	Stan Varner	14



GENERAL OFFENSE

MOST YARDS TOTAL OFFENSE

Game 777 New Mexico, 10/15/83
Season 7,057 2001 (13 games)

MOST PLAYS

Game 115 Houston, 10/19/13
Season 1,111 2013 (13 games)

BEST AVERAGE TOTAL OFFENSE

Season 584.2 1983 (11 games)

MOST FIRST DOWNS

Game 41 Houston, 10/19/13
Season 351 2001 (13 games)

MOST FIRST DOWNS PER GAME

Season 30.9 1983 (11 games)

MOST FIRST DOWNS RUSHING

Game 27 Utah, 11/22/86
Season 161 2013 (13 games)

MOST FIRST DOWNS PASSING

Game 30 Colorado St., 11/7/81
Season 237 1990 (12 games)

MOST PASSING FIRST DOWNS PER GAME

Season 19.8 1990 (12 games)

RUSHING

MOST RUSHING ATTEMPTS

Game 77 Utah, 11/22/86
Season 664 2013 (13 games)

MOST YARDS RUSHING

Game 550 Texas, 9/7/13
Season 3,475 2013 (13 games)

PASSING

MOST YARDS PASSING

Game 619 Utah State, 10/30/93
Season 5,379 1990 (12 games)

MOST PASSES ATTEMPTED

Game 68 UNLV 10/8/04
Season 580 1990 (12 games)

MOST PASSES COMPLETED

Game 44 Colorado State,
11/7/81
Season 373 1990 (12 games)

LOWEST INTERCEPTION PERCENTAGE

Season 1.9 2001 (13 games)

BEST COMPLETION PERCENTAGE

Season .707 1983 (11 games)

MOST PASSES INTERCEPTED

Game 7 Utah, 10/9/48
Season 29 1990 (12 games)

COMBINED PASS COMPLETIONS

Game 69 BYU 40,
Hawaii 29, 12/08/01

PERCENTAGE OF INTERCEPTIONS BY BYU

Season 13.2 1962 (10 games)

SCORING

MOST POINTS SCORED

Game 83 Texas-El Paso, 11/1/80
Season 704 1996 (14 games)

MOST POINTS SCORED IN ONE HALF

54 Western State, 1951

MOST POINTS SCORED IN QUARTER

One Team 36 Wash. State (BYU
36-7 in 4th, 9/15/90)
Combined 49 Utah State (BYU
28-21 in 4th, 10/30/93)#

MOST POINTS SCORED IN A LOSS

Game 56 vs. Utah State (58)
10/30/93#

FEWEST POINTS SCORED

Season 10 1922 (6 games)

PUNT RETURNS

MOST YARDS

Game 258 North Texas, 9/10/71
Season 701 1971 (11 games)

BEST AVERAGE PER RETURN

Game 47.5 Utah State, 10/4/97
Season 28.7 1969 (28 returns)

KICKOFF RETURNS

MOST YARDS

Game 270 Utah State, 10/30/93
Season 1,322 1993 (55 returns)

BEST AVERAGE PER RETURN

Game 41.4 Air Force, 11/11/89
Season 28.7 1969 (28 returns)

INTERCEPTIONS

MOST PASS INTERCEPTIONS

Game 6 Western St., 9/22/51
6 Wyoming, 10/31/70
6 UTEP, 11/26/77
Season 28 1987 (12 games)

MOST YARDS ON INTERCEPTION RETURNS

Game 230 UTEP, 11/26/77
Season 514 1971 (11 games)

PUNTING

MOST PUNTS

Game 15 Iowa State, 9/27/69
Season 85 2013 (3,376 yards)

BEST PUNTING AVERAGE

Game 60.4 Wyoming, 10/8/83#
Season 50.6 1983 (11 games)

BEST NET PUNTING AVERAGE

Game 56.3 Utah State, 10/29/83
Season 45.0 1983 (11 games)

ATTENDANCE

SINGLE GAME AT HOME

66,247 Notre Dame, 10/16/93
66,235 Miami, 9/8/90
66,149 Utah 11/17/01

HOME ATTENDANCE (SEASON)

440,576 1996, 7 games

SEASON AVERAGE AT HOME

66,002 1990, 6 games

SEASON TOTAL

773,457 1996, 15 games

SEASON AVERAGE

57,419 1991, 12 games

LARGEST ROAD CROWDS

100,995 Texas, 9/10/11
96,304 Penn State, 9/21/91
83,818 Alabama, 9/5/98
80,795 Notre Dame, 10/20/12
80,795 Notre Dame, 11/15/03
80,795 Notre Dame, 10/22/05
80,795 Notre Dame, 11/23/13

OVERALL ATTENDANCE (SEASON)

701,529 1996, 15 games

PENALTIES & FUMBLES

MOST YARDS PENALIZED

Game 219 Weber State, 9/15/79
Season 1,319 1980 (12 games)

FEWEST YARDS PENALIZED

Game 0 Four times;
Most Recent vs. CSU, 11/13/65
Season 204 1953 (10 games)

MOST PENALTIES

Game 22 Utah State, 10/18/80
Season 141 1980 (12 games)

MOST OPPONENTS' FUMBLES RECOVERED

Game 7 Wichita State, 9/15/56
Season 36 1977 (11 games)

FEWEST FUMBLES LOST

Game 0 many times
Season 4 2007

DEFENSE

LOWEST DEFENSIVE YARDAGE

Game 66 W. Michigan,
11/14/64
Season 2,381 1954 (9 games)

LOWEST AVERAGE PER GAME

244.5 1958 (10 games)

FEWEST RUSHING YARDS ALLOWED

Game -29 UTEP, 10/26/68

Season 874 1967 (10 games)

LOWEST RUSHING PER ATTEMPT

Season 2.1 1967

FEWEST PASSING YARDS ALLOWED

Game -2 UNM, 1959

Season 605 1952 (60.5 yrd/game)

FEWEST FIRST DOWNS ALLOWED

Game 3 New Mexico, 11/8/62

Season 111 1954 (9 games)

FEWEST POINTS ALLOWED

Game 0 several times;

most recent vs. Hawai'i 9/28/12

Season 41 1937 (4.6 ppg)

MISCELLANEOUS**MOST CONSECUTIVE WINS IN A SEASON**

13 1984

ALL-TIME WIN STREAKS

25 1983-85

17 1980-81

16 2007-08

14 2000-01

12 1996

ALL-TIME HOME WIN STREAKS

18 2006-08

17 1989-91

16 1978-81

15 1982-84

10 2000-02

ALL-TIME AWAY WIN STREAKS

14 1983-85

9 1980-81

7 2000-01

7 1998-99

7 1996-97

7 1978-79

MOST CONSECUTIVE UNDEFEATED HOME SEASONS

3 2006-08

MOST CONSECUTIVE GAMES WITHOUT BEING SHUTOUT

361 10/3/75 to 11/22/03

MOST CONSECUTIVE GAMES WITHOUT A TIE

219 1974-91

CONSECUTIVE GAMES WITH A TD PASS

53 1989-93

FEWEST FIRST DOWNS

Game 4 Wichita St. 9/15/56

4 Iowa State, 9/27/69

Season 105 1961

POOREST OFFENSIVE YARDS

Game 42 Iowa State, 9/27/69

Season 1,892 in 1961

POOREST RUSHING OFFENSE

Game -96 New Mexico,

11/14/70

Season 1,061 1995

POOREST PASSING OFFENSE

Game 0 New Mexico, 1957

9 Iowa State, 9/27/69

9 Tulsa, 11/23/71

TOP DEFENSIVE MARKS**MOST TACKLES IN A GAME**

No. OPPONENT DATE

124 at Utah 11/20/82

110 at Wisconsin 09/20/80

108 at Navy 09/16/89

107 UTEP 11/03/84

104 at Penn State 09/21/91

101 at Notre Dame 10/24/92

100 at Utah 11/17/90

100 at Utah 11/20/04

MOST SACKS IN A GAME

No. OPPONENT DATE

10 Colorado State 12/05/87

8 Kansas State 01/01/97

8 at UCLA 10/01/83

8 at San Diego St. 10/17/81





YEAR-BY-YEAR RESULTS (^ Neutral, (H) Homecoming, (B) Bowl game)

BYU has a record of 538-393-26 (.577). The Cougars have had just 13 head coaches in nearly a century of football as they enter the 90th season of play. (BYU did not play football for three years (1943-45) during World War II.) Since 1972, when LaVell Edwards took the helm of BYU football, the Cougars have have fifth most wins of any team in college football to date.

YEAR	RECORD	COACH
1922	1-5	Twitchell
1923	2-5	Twitchell
1924	2-3-1	Twitchell
1925	3-3	Hart
1926	1-5-1	Hart
1927	2-4-1	Hart
1928	3-3-1	Romney
1929	5-3	Romney
1930	5-2-4	Romney
1931	4-4	Romney
1932	8-1	Romney
1933	5-4	Romney
1934	4-5	Romney
1935	4-4	Romney
1936	4-5	Romney
1937	6-3	Kimball
1938	4-3-1	Kimball
1939	5-2-2	Kimball
1940	2-4-2	Kimball
1941	4-3-2	Kimball
1942	2-5	Millet
1946	5-4-1	Kimball
1947	3-7	Kimball
1948	5-6	Kimball
1949	0-11	Atkinson
1950	4-5-1	Atkinson
1951	6-3-1	Atkinson
1952	4-6	Atkinson
1953	2-7-1	Atkinson
1954	1-8	Atkinson
1955	1-9	Atkinson
1956	2-7-1	Kopp
1957	5-3-2	Kopp
1958	6-4	Kopp
1959	3-7	Stevens
1960	3-8	Stevens
1961	2-8	Mitchell
1962	4-6	Mitchell
1963	2-8	Mitchell

continued on next page

1922 Record: 1-5

Rocky Mountain Conference (8th)

Coach: Alvin Twitchell

DATE	OPPONENT	RESULT
10/7	Utah State	L, 41-3
10/14	at Utah	L, 49-0
10/24	Colo. Mines (H)	L, 47-0
11/14	Wyoming	W, 7-0
11/25	at Colo. A&M	L, 33-0
11/30	at Wyoming	L, 13-0

1923 Record: 2-5

Rocky Mountain Conference (T-7th)

Coach: Alvin Twitchell

DATE	OPPONENT	RESULT
9/29	Montana State	W, 16-15
10/13	at Colo. A&M	L, 14-6
10/20	at Colorado	L, 41-0
10/27	Utah	L, 15-0
11/3	Western State	W, 19-0
11/12	at Utah State	L, 40-0
11/29	at Colo. College	L, 31-6

1924 Record: 2-3-1

Rocky Mountain Conference

Coach: Alvin Twitchell

DATE	OPPONENT	RESULT
10/3	at Colo. College	W, 3-0
10/11	at Montana St.	L, 13-0
10/25	at Utah	L, 35-0
11/7	Utah St. (H)	L, 14-0
11/11	at Western St.	W, 26-13
11/15	at Colo. Mines	T, 0-0

1925 Record: 3-3

Rocky Mountain Conference (T-6th)

Coach: C.J. Hart

DATE	OPPONENT	RESULT
10/10	at Colo. A&M	L, 21-0
10/17	Colo. Coll. (H)	W, 7-6
10/24	at Utah State	L, 14-0
10/31	Utah	L, 27-0
11/7	Western State	W, 39-7
11/21	Montana State	W, 16-7

1926 Record: 1-5-1

Rocky Mountain Conference (9th)

Coach: C.J. Hart

DATE	OPPONENT	RESULT
10/2	UC Davis	L, 17-0
10/9	at Colo. Teachers	L, 12-6
10/15	Utah State (H)	T, 0-0
10/23	at Western State	W, 30-0
11/6	at Montana State	L, 27-0
11/13	at Utah	L, 40-7
11/20	Colorado A&M	L, 19-6

1927 Record: 2-4-1

Rocky Mountain Conference (7th)

Coach: C.J. Hart

DATE	OPPONENT	RESULT
10/8	at Colo. A&M	L, 29-0
10/15	at UC Davis	T, 0-0
10/22	Col. Teachers (H)	L, 21-7
10/29	at Utah State	L, 22-0
11/5	Western State	W, 60-0
11/12	Utah	L, 20-0
11/19	Colorado Mines	W, 38-19

1928 Record: 3-3-1

Rocky Mountain Conference (10th)

Coach: G. Ott Romney

DATE	OPPONENT	RESULT
9/29	College of Idaho	W, 9-6
10/6	UC Davis	W, 7-6
10/13	at Colo. A&M	L, 15-6
10/20	at Western St.	W, 46-0
10/27	Utah State	L, 10-0
11/3	at Montana St.	L, 19-7
11/17	at Utah	T, 0-0

1929 Record: 5-3

Rocky Mountain Conference (4th)

Coach: G. Ott Romney

DATE	OPPONENT	RESULT
9/28	at Nevada	W, 10-7
10/5	at Calif. Davis	L, 19-0
10/12	Montana State	L, 13-12
10/18	^ Utah St.	W, 7-6
10/26	Western State	W, 33-12
11/2	at Utah	L, 45-13
11/11	Colo. St. Teachers	W, 25-13
11/23	Wyoming	W, 40-0

1930 Record: 5-2-4

Rocky Mountain Conference (3rd)

Coach: G. Ott Romney

DATE	OPPONENT	RESULT
9/27	Wyoming	W, 19-12
10/4	Nevada	T, 6-6
10/11	at Colo. Teachers	T, 7-7
10/18	at Utah	L, 24-7
10/25	at Western St.	W, 25-0
11/1	^ Utah St.	W, 39-14
11/8	at Mt. St. Charles	T, 13-13
11/15	Montana St. (H)	W, 19-6
11/22	at Regis	W, 18-6
11/27	at College of Idaho	T, 13-13
12/10	at Hawai'i	L, 49-13

1931 Record: 4-4

Rocky Mountain Conference (7th)

Coach: G. Ott Romney

DATE	OPPONENT	RESULT
9/18	^ UAY All-Stars	W, 7-3
9/25	at San Francisco	L, 25-0
10/3	at Nevada	W, 18-14
10/17	at Utah	L, 43-0
10/24	Western State	W, 31-0
10/31	at Colo. Teachers	L, 6-0
11/7	^ Utah State	W, 6-0
11/13	Wyoming (H)	L, 13-7

1932 Record: 8-1

Rocky Mountain Conference (2nd)

Coach: G. Ott Romney

DATE	OPPONENT	RESULT
9/23	^ Montana State	W, 6-0
10/1	at Western State	W, 28-6
10/7	at Occidental	W, 46-0
10/15	at Utah	L, 29-0
10/22	Colo. St. Teachers	W, 20-2
10/29	at Wyoming	W, 25-0
11/4	at Idaho State	W, 32-0
11/19	Utah State	W, 18-6
11/24	^ South Dakota	W, 13-7

YEAR-BY-YEAR RESULTS (continued)**1933** Record: 5-4

Rocky Mountain Conference (5th)

Coach: G. Ott Romney

DATE	OPPONENT	RESULT
9/23	at U.S. Marines	L, 21-0
9/30	Montana State	W, 25-0
10/6	at Colo. Teachers	W, 6-2
10/14	at Utah	L, 21-6
10/21	at Western State	W, 13-0
11/4	at Denver	L, 6-0
11/11	at Colo. College	W, 25-0
11/18	at Utah State	L, 14-0
11/30	Wyoming	W, 6-3

1934 Record: 4-5

Rocky Mountain Conference (7th)

Coach: G. Ott Romney

DATE	OPPONENT	RESULT
9/22	^ Montana State	W, 20-6
9/29	Occidental	W, 32-7
10/6	at Wyoming	L, 7-0
10/13	at Utah	L, 43-0
10/20	^ Colorado	L, 48-6
10/26	Montana State	W, 16-7
11/3	Utah State	L, 15-0
11/10	at Colo. College	W, 34-0
11/17	at Denver	L, 24-6

1935 Record: 4-4

Rocky Mountain Conference (T-6th)

Coach: G. Ott Romney

DATE	OPPONENT	RESULT
9/28	at Montana State	L, 7-0
10/12	Colo. St. Teachers	W, 19-3
10/19	Colorado College	L, 13-12
10/26	at Wyoming	W, 13-6
11/2	Utah	L, 32-0
11/9	at Western State	W, 21-2
11/16	at Utah State	L, 27-0
11/23	at Arizona State	W, 13-0

1936 Record: 4-5

Rocky Mountain Conference (6th)

Coach: G. Ott Romney

DATE	OPPONENT	RESULT
9/25	at Arizona	L, 32-6
10/3	Montana State	W, 19-0
10/9	at Colo. Teachers	W, 33-0
10/17	Utah State	L, 13-0
10/31	at Utah	L, 18-0
11/7	Western State	W, 26-12
11/14	at Denver	L, 35-7
11/21	Wyoming	W, 32-7
11/28	at Colo. College	L, 6-0

1937 Record: 6-3

Rocky Mountain Conference (T-2nd)

Coach: Eddie Kimball

DATE	OPPONENT	RESULT
9/25	Colo. St. Teachers	W, 7-0
10/2	at Utah	L, 14-0
10/9	California Davis	W, 34-0
10/16	at Colorado	L, 14-0
10/23	at Portland	L, 13-10
10/30	Western State	W, 21-0
11/6	at Wyoming	W, 19-0
11/13	at Utah St.	W, 54-10
11/20	Montana State	W, 19-0

1938 Record: 4-3-1

Mountain States Conference (2nd)

Coach: Eddie Kimball

DATE	OPPONENT	RESULT
9/24	Northern Arizona	W, 19-0
9/30	at Denver	W, 20-0
10/8	Wyoming	W, 24-13
10/15	at Utah	T, 7-7
10/22	Portland	L, 6-3
11/5	Utah State	L, 3-0
11/12	at Colorado	L, 8-0
11/19	at Colo. A&M	W, 20-12

1939 Record: 5-2-2

Mountain States Conference (4th)

Coach: Eddie Kimball

DATE	OPPONENT	RESULT
9/23	at Northern Ariz.	W, 25-0
10/7	Colorado A&M	W, 13-12
10/14	Utah	L, 35-13
10/21	at Nevada	W, 7-0
10/27	at Western State	W, 18-6
11/4	at Denver	W, 21-18
11/11	at Utah State	T, 0-0
11/18	Colorado	L, 12-6
11/25	at Wyoming	T, 7-7

1940 Record: 2-4-2

Mountain States Conference (4th)

Coach: Eddie Kimball

DATE	OPPONENT	RESULT
9/27	Nevada	T, 6-6
10/5	at Utah	L, 12-6
10/11	Wyoming	W, 20-0
10/18	at Texas Tech	L, 21-12
11/2	Utah State	W, 12-7
11/9	Denver	L, 9-0
11/16	at Colorado	L, 25-2
11/23	at Colo. A&M	T, 13-13

1941 Record: 4-3-2

Mountain States Conference (2nd)

Coach: Eddie Kimball

DATE	OPPONENT	RESULT
9/26	Montana St.	L, 20-7
10/3	Western State	W, 26-0
10/10	at Denver	W, 13-7
10/18	at Utah	T, 6-6
10/24	at San Francisco	L, 25-13
11/1	at Utah State	W, 28-0
11/8	at Wyoming	W, 23-7
11/15	Colorado	T, 13-13
11/22	Colorado A&M	L, 22-7

1942 Record: 2-5

Mountain States Conference (T-6th)

Coach: Floyd Millet

DATE	OPPONENT	RESULT
9/26	at Montana	W, 12-6
10/2	Wyoming	L, 13-6
10/10	at Utah	W, 12-7
10/16	Fort Douglas	L, 24-13
10/31	Utah State	L, 9-6
11/7	Denver	L, 26-6
11/14	at Colorado	W, 48-0

1943-45

No football during WWII

YEAR	RECORD	COACH
1964	3-6-1	Hudspeth
1965	6-4	Hudspeth
1966	8-2	Hudspeth
1967	6-4	Hudspeth
1968	2-8	Hudspeth
1969	6-4	Hudspeth
1970	3-8	Hudspeth
1971	5-6	Hudspeth
1972	7-4	Edwards
1973	5-6	Edwards
1974	7-4-1	Edwards
1975	6-5	Edwards
1976	9-3	Edwards
1977	9-2	Edwards
1978	9-4	Edwards
1979	11-1	Edwards
1980	12-1	Edwards
1981	11-2	Edwards
1982	8-4	Edwards
1983	11-1	Edwards
1984	13-0	Edwards
1985	11-3	Edwards
1986	8-5	Edwards
1987	9-4	Edwards
1988	9-4	Edwards
1989	10-3	Edwards
1990	10-3	Edwards
1991	8-3-2	Edwards
1992	8-5	Edwards
1993	6-6	Edwards
1994	10-3	Edwards
1995	7-4	Edwards
1996	14-1	Edwards
1997	6-5	Edwards
1998	9-5	Edwards
1999	8-4	Edwards
2000	6-6	Edwards
2001	12-2	Crowton
2002	5-7	Crowton
2003	4-8	Crowton
2004	5-6	Crowton
2005	6-6	Mendenhall
2006	11-2	Mendenhall
2007	11-2	Mendenhall
2008	10-3	Mendenhall
2009	11-2	Mendenhall
2010	7-6	Mendenhall
2011	10-3	Mendenhall
2012	8-5	Mendenhall
2013	8-5	Mendenhall

**YEAR-BY-YEAR RESULTS (continued)** (^ Neutral, (H) Homecoming, (B) Bowl)

1946 Record: 5-4-1
Mountain States Conference (4th)
Coach: Eddie Kimball

DATE	OPPONENT	RESULT
9/21	Western State	W, 13-2
9/28	at Montana State	L, 13-12
10/4	at Denver	L, 26-13
10/12	Utah	L, 35-6
10/19	Denver	W, 10-7
10/25	at San Jose St.	L, 14-0
11/2	Wyoming	W, 6-3
11/9	at Utah State	T, 0-0
11/16	at Colorado A&M	W, 20-6
11/22	at Texas El-Paso	W, 14-13

1947 Record: 3-7
Mountain States Conference (7th)
Coach: Eddie Kimball

DATE	OPPONENT	RESULT
9/20	Western State	W, 45-0
9/26	Montana State	W, 19-14
10/4	at Wyoming	L, 12-7
10/11	at Utah	L, 28-6
10/18	at Colorado	L, 9-7
10/25	Utah State (H)	W, 27-12
11/1	at Denver	L, 20-6
11/8	San Jose State	L, 28-19
11/15	Colorado A&M	L, 27-25
11/22	at San Diego St.	L, 32-7

1948 Record: 5-6
Mountain States Conference (5th)
Coach: Eddie Kimball

DATE	OPPONENT	RESULT
9/18	San Diego State	W, 14-6
9/24	Pepperdine	W, 13-0
10/1	Pacific Fleet	L, 9-7
10/9	Utah	L, 30-0
10/15	at Texas El-Paso	L, 34-20
10/23	at Utah State	L, 20-7
10/30	Montana (H)	W, 26-20
11/5	at San Jose State	L, 21-6
11/13	at Colorado A&M	L, 20-0
11/20	Wyoming	W, 15-14
11/26	at Arizona State	W, 27-25

1949 Record: 0-11
Mountain States Conference (6th)
Coach: Chick Atkinson

DATE	OPPONENT	RESULT
9/17	Texas Western	L, 47-6
9/23	Pacific Fleet	L, 27-13
10/1	San Jose State	L, 40-21
10/8	at Utah	L, 38-0
10/15	at Arizona State	L, 49-21
10/22	at Denver	L, 35-7
10/29	at Wyoming	L, 45-0
11/5	Utah State (H)	L, 22-3
11/11	Colorado A&M	L, 16-14
11/19	at Montana	L, 25-6
11/26	at Pepperdine	L, 28-14

1950 Record: 4-5-1
Mountain States Conference (5th)
Coach: Chick Atkinson

DATE	OPPONENT	RESULT
9/16	at Idaho State	W, 14-13
9/23	Arizona State	L, 41-13
9/29	Pepperdine	W, 28-27
10/7	Utah	T, 28-28
10/14	at Colorado A&M	L, 27-14
10/21	at Denver	L, 42-3
11/4	at Utah State	W, 34-13
11/11	Wyoming (H)	L, 48-0
11/17	at Montana	W, 25-6
11/25	Fort Hood	W, 28-4

1951 Record: 6-3-1
Mountain States Conference (5th)
Coach: Chick Atkinson

DATE	OPPONENT	RESULT
9/14	Idaho State	W, 27-7
9/22	Western State	W, 67-7
9/24	Hawaii	W, 20-7
10/6	at Utah	L, 7-6
10/20	Wyoming	T, 20-20
10/27	at Denver	L, 56-6
11/3	Colorado A&M (H)	W, 21-16
11/10	Utah State	W, 28-27
11/17	at New Mexico	L, 34-0
11/24	at Pepperdine	W, 20-0

1952 Record: 4-6
Mountain States Conference (5th)
Coach: Chick Atkinson

DATE	OPPONENT	RESULT
9/19	San Diego NAS	W, 14-7
9/27	New Mexico	W, 14-10
10/4	at Montana	W, 28-7
10/11	at Utah	L, 34-6
10/25	Denver (H)	W, 14-13
11/1	Wyoming	L, 24-13
11/8	at San Jose State	L, 44-27
11/15	at Utah State	L, 27-26
11/22	at Colorado A&M	L, 27-6
11/29	at Arizona State	L, 47-6

1953 Record: 2-7-1
Mountain States Conference (T-7th)
Coach: Chick Atkinson

DATE	OPPONENT	RESULT
9/19	Montana	W, 27-13
9/25	San Jose State	L, 28-23
10/3	at New Mexico	T, 12-12
10/10	at Idaho	W, 20-14
10/16	Utah State	L, 14-7
10/23	at Denver	L, 27-19
10/31	at Wyoming	L, 27-0
11/7	Colorado A&M (H)	L, 34-12
11/14	at Arizona State	L, 26-18
11/26	at Utah	L, 33-32

1954 Record: 1-8
Mountain States Conference (8th)
Coach: Chick Atkinson

DATE	OPPONENT	RESULT
9/18	New Mexico	L, 21-12
9/24	Arizona State	L, 28-19
10/2	at Colorado A&M	L, 14-13
10/9	Utah	L, 12-7
10/23	Montana (H)	W, 19-7
10/30	at Utah State	L, 45-13
11/6	Denver	L, 20-0
11/13	Wyoming	L, 34-13
11/20	at Idaho	L, 7-0

1955 Record: 1-9
Mountain States Conference (8th)
Coach: Chick Atkinson

DATE	OPPONENT	RESULT
9/17	at Oregon State	L, 33-0
9/24	Los Angeles State	W, 33-0
10/1	at Montana	L, 27-13
10/8	at Utah	L, 41-9
10/21	at Denver	L, 33-0
10/29	at Woming	L, 14-6
11/5	Utah State (H)	L, 47-21
11/11	Idaho	L, 49-6
11/19	Colorado A&M	L, 35-0
11/26	at New Mexico	L, 21-16

1956 Record: 2-7-1
Mountain States Conference (7th)
Coach: Hal Kopp

DATE	OPPONENT	RESULT
9/15	at Wichita State	L, 13-0
9/22	Fresno State	L, 26-13
9/29	at Colorado A&M	T, 0-0
10/5	Utah	L, 41-6
10/20	at Montana	L, 21-14
10/27	at Utah State	L, 33-7
11/3	New Mexico (H)	W, 33-12
11/10	at Denver	L, 58-34
11/17	Wyoming	L, 7-6
11/24	^ Air Force	W, 34-21

1957 Record: 5-3-2
Mountain States Conference (2nd)
Coach: Hal Kopp

DATE	OPPONENT	RESULT
9/21	at Arizona	T, 14-14
9/28	at Kansas State	L, 36-7
10/4	Montana	W, 20-7
10/12	at Utah	L, 27-0
10/19	at Woming	T, 0-0
10/26	Denver (H)	W, 26-6
11/2	Utah State	W, 14-0
11/9	at Fresno State	L, 27-14
11/23	Colorado State	W, 26-9
11/30	at New Mexico	W, 14-12

YEAR-BY-YEAR RESULTS (continued)

1958 Record: 6-4
Mountain States Conference (3rd)
Coach: Hal Kopp

DATE	OPPONENT	RESULT
9/20	Fresno State	W, 29-7
9/27	at Utah	W, 14-7
10/4	at Colorado State	L, 32-6
10/11	at Pacific	L, 26-8
10/18	North Texas State	L, 12-6
10/25	at Montana	L, 41-12
11/1	at Utah State	W, 13-6
11/8	New Mexico (H)	W, 36-19
11/15	at Denver	W, 22-7
11/22	Wyoming	L, 22-14

1959 Record: 3-7
Skyline Conference (T-5th)
Coach: Tally Stevens

DATE	OPPONENT	RESULT
9/19	at Arizona	W, 18-14
9/26	at Fresno State	L, 27-16
10/3	Montana	L, 12-0
10/9	at Utah	L, 20-8
10/17	at Wyoming	L, 21-6
10/24	Denver (H)	L, 14-7
10/31	Utah State	W, 18-0
11/7	at New Mexico	L, 21-6
11/14	at Arizona State	L, 21-8
11/21	Colorado State	L, 14-13

1960 Record: 3-8
Skyline Conference (5th)
Coach: Tally Stevens

DATE	OPPONENT	RESULT
9/16	Cal Poly	W, 34-14
9/23	at San Jose State	L, 21-8
10/1	at Colorado State	L, 8-7
10/7	at Utah	L, 17-0
10/15	Arizona State (H)	L, 31-0
10/22	at Montana	W, 7-6
10/29	at Utah State	L, 34-0
11/5	New Mexico	L, 27-15
11/12	at Denver	W, 19-6
11/19	Wyoming	L, 30-6
11/25	at Hawaii	L, 13-6

1961 Record: 2-8
Skyline Conference (T-5th)
Coach: Hal Mitchell

DATE	OPPONENT	RESULT
9/16	San Jose State	L, 14-13
9/23	at West Texas St.	L, 55-9
9/30	at North Texas St.	L, 41-30
10/7	Montana	W, 7-6
10/14	at Utah	L, 21-20
10/21	at Wyoming	L, 36-8
11/4	Utah State (H)	L, 31-8
11/11	Colorado State	W, 30-16
11/18	at Oregon State	L, 35-0
11/25	at New Mexico	L, 34-6

1962 Record: 4-6
Western Athletic Conference (T-2nd)
Coach: Hal Mitchell

DATE	OPPONENT	RESULT
9/15	at Pacific	L, 26-7
9/22	at Arizona	L, 27-21
9/29	George Wash.	L, 13-12
10/6	at Colorado State	W, 28-7
10/13	Utah	L, 35-20
10/20	at Montana	W, 27-0
10/27	at Utah State	L, 27-21
11/3	New Mexico (H)	W, 27-0
11/10	at W. Michigan	L, 28-20
11/17	Wyoming	W, 14-7

1963 Record: 2-8
Western Athletic Conference (5th)
Coach: Hal Mitchell

DATE	OPPONENT	RESULT
9/21	at Kansas State	L, 24-7
9/28	at Arizona	L, 33-7
10/5	Montana	W, 27-0
10/12	at Utah	L, 15-6
10/19	at Wyoming	L, 41-13
11/2	Utah State (H)	L, 26-0
11/9	at George Wash.	L, 23-6
11/16	at Pacific	L, 14-0
11/23	Colorado State	W, 24-20
11/30	at New Mexico	L, 26-0

1964 Record: 3-6-1
Western Athletic Conference (5th)
Coach: Tom Hudspeth

DATE	OPPONENT	RESULT
9/19	at Oregon	L, 20-13
9/26	at Arizona	L, 39-6
10/2	New Mexico	L, 26-14
10/10	at Colorado State	L, 7-6
10/17	Pacific	W, 21-0
10/24	at Texas El-Paso	T, 18-18
10/31	Utah State (H)	W, 28-14
11/7	at Utah	L, 47-13
11/14	Western Michigan	W, 43-8
11/21	Wyoming	L, 31-11

1965 Record: 6-4
Western Athletic Conference (1st)
Coach: Tom Hudspeth

DATE	OPPONENT	RESULT
9/18	at Arizona State	W, 24-6
9/24	Kansas State	W, 21-3
10/2	at Oregon	L, 27-14
10/8	San Jose State	W, 34-7
10/23	at Wyoming	L, 34-6
10/30	at Utah State	L, 34-21
11/6	Utah (H)	W, 25-20
11/13	Colorado State	L, 36-22
11/20	at Arizona	W, 20-3
11/27	at New Mexico	L, 42-8

1966 Record: 8-2
Western Athletic Conference (T-2nd)
Coach: Tom Hudspeth

DATE	OPPONENT	RESULT
9/24	at San Jose State	W, 19-9
9/30	Colorado State	W, 27-24
10/8	Utah State	W, 27-7
10/14	Arizona State	L, 10-7
10/22	at New Mexico	W, 33-6
10/29	at Arizona	W, 16-14
11/5	Texas El-Paso	W, 53-33
11/12	at Utah	W, 35-13
11/19	Wyoming	L, 47-14
11/26	Pacific	W, 38-0

1967 Record: 6-4
Western Athletic Conference (3rd)
Coach: Tom Hudspeth

DATE	OPPONENT	RESULT
9/23	New Mexico	W, 44-14
9/29	Western Michigan	W, 44-19
10/7	at Wyoming	L, 26-10
10/14	at Oregon State	W, 31-13
10/21	at UTEP	L, 47-17
10/28	Utah	W, 17-13
11/4	at Utah State	L, 30-9
11/11	Arizona (H)	W, 17-14
11/18	at Arizona State	L, 31-22
11/25	San Jose State	W, 67-8

1968 Record: 2-8
Western Athletic Conference (7th)
Coach: Tom Hudspeth

DATE	OPPONENT	RESULT
9/21	at W. Michigan	W, 17-7
9/28	Iowa State	L, 28-20
10/12	Wyoming	L, 20-17
10/19	at Arizona	L, 19-3
10/26	UTEP (H)	L, 31-25
11/2	at Utah	L, 31-20
11/9	Utah State	L, 34-8
11/16	Arizona State	L, 47-12
11/23	at New Mexico	W, 35-6
11/30	at San Jose State	L, 25-21

1969 Record: 6-4
Western Athletic Conference (3rd)
Coach: Tom Hudspeth

DATE	OPPONENT	RESULT
9/20	Colorado State	W, 22-20
9/27	at Iowa State	L, 10-0
10/4	at Arizona State	L, 23-7
10/11	New Mexico	W, 41-15
10/18	at Wyoming	L, 4-7
10/25	at UTEP	L, 30-7
11/1	Arizona (H)	W, 31-21
11/8	San Jose State	W, 21-3
11/15	at Utah State	W, 21-3
11/22	Utah	L, 16-6



YEAR-BY-YEAR RESULTS (continued) (^ Neutral, (H) Homecoming, (B) Bowl)

1970 Record: 3-8

Western Athletic Conference (7th)
Coach: Tom Hudspeth

DATE	OPPONENT	RESULT
9/12	North Texas State	W, 10-7
9/19	at W. Michigan	L, 35-17
9/26	UTEP	L, 17-0
10/3	at San Diego State	L, 31-11
10/10	at Arizona	L, 24-16
10/17	Arizona State	L, 27-3
10/24	Utah State (H)	W, 27-20
10/31	Wyoming	W, 23-3
11/7	at Colorado State	L, 26-9
11/14	at New Mexico	L, 51-8
11/21	at Utah	L, 14-13

1971 Record: 5-6

Western Athletic Conference (4th)
Coach: Tom Hudspeth

DATE	OPPONENT	RESULT
9/10	at North Texas St.	W, 41-13
9/18	Colorado State	W, 54-14
9/25	at Kansas State	L, 23-7
10/1	New Mexico	L, 14-0
10/9	at Utah State	L, 29-7
10/16	at Wyoming	W, 35-17
10/23	at Tulsa	W, 25-7
10/30	at UTEP	W, 16-0
11/6	at Arizona State	L, 38-13
11/13	Arizona (H)	L, 27-14
11/20	Utah	L, 17-15

1972 Record: 7-4

Western Athletic Conference (T-2nd)
Coach: LaVell Edwards

DATE	OPPONENT	RESULT
9/16	Kansas State	W, 32-9
9/23	Utah State	L, 42-19
9/30	at Oregon State	L, 29-3
10/7	at Long Beach St.	W, 38-27
10/14	UTEP (H)	W, 21-14
10/21	Arizona State	L, 49-17
10/28	at Colorado State	W, 44-8
11/4	Wyoming	W, 33-14
11/11	at Arizona	L, 21-7
11/18	at Utah	W, 16-7
11/25	at New Mexico	W, 21-7

1973 Record: 5-6

Western Athletic Conference (T-4th)
Coach: LaVell Edwards

DATE	OPPONENT	RESULT
9/15	Colorado State	L, 21-13
9/29	Oregon State	W, 37-14
10/6	at Utah State	L, 13-7
10/13	Iowa State (H)	L, 26-24
10/20	at Arizona State	L, 52-13
10/27	at Wyoming	L, 41-21
11/3	New Mexico	W, 56-21
11/10	Arizona	L, 24-10
11/17	Weber State	W, 45-14
11/24	at Utah	W, 46-22
12/1	at UTEP	W, 63-0

1974 Record: 7-4-1

Western Athletic Conference (1st)
Coach: LaVell Edwards

DATE	OPPONENT	RESULT
9/14	at Hawaii	L, 15-13
9/21	Utah State	L, 9-6
9/28	at Iowa State	L, 34-7
10/5	at Colorado State	T, 33-33
10/12	Wyoming (H)	W, 38-7
10/19	UTEP	W, 45-21
10/26	at Arizona	W, 37-13
11/2	at Air Force	W, 12-10
11/9	Arizona State	W, 21-18
11/16	at New Mexico St.	W, 36-3
11/23	Utah	W, 48-20
12/28	^ Okla. St. (B)	L, 16-6

1975 Record: 6-5

Western Athletic Conference (T-4th)
Coach: LaVell Edwards

DATE	OPPONENT	RESULT
9/13	Bowling Green	L, 23-21
9/20	at Colorado St.	L, 21-17
9/27	at Arizona St.	L, 21-0
10/3	New Mexico	W, 16-15
10/11	Air Force (H)	W, 28-14
10/25	at Wyoming	W, 33-20
11/1	Arizona	L, 36-20
11/8	at Utah St.	W, 24-7
11/15	Utah	W, 51-20
11/22	at UTEP	W, 20-10
11/29	at S. Mississippi	L, 42-14

1976 Record: 9-3

Western Athletic Conference (T-1st)
Coach: LaVell Edwards

DATE	OPPONENT	RESULT
9/11	at Kansas St.	L, 13-3
9/18	Colorado St.	W, 42-18
9/25	at Arizona	W, 23-16
10/2	at San Diego St.	W, 8-0
10/9	Wyoming (H)	L, 34-29
10/16	S. Mississippi	W, 63-19
10/23	Utah State	W, 45-14
10/30	Arizona St.	W, 43-21
11/6	UTEP	W, 40-27
11/13	at New Mexico	W, 21-8
11/20	at Utah	W, 34-12
12/18	^ Okla. St. (B)	L, 49-21

1977 Record: 9-2

Western Athletic Conference (T-1st)
Coach: LaVell Edwards

DATE	OPPONENT	RESULT
9/10	Kansas State	W, 39-0
9/24	at Utah St.	W, 65-6
9/30	New Mexico	W, 54-19
10/8	at Oregon State	L, 24-19
10/15	at Colorado State	W, 63-17
10/22	at Wyoming	W, 10-7
10/29	Arizona (H)	W, 34-14
11/5	Utah	W, 38-8
11/12	at Arizona State	L, 24-13
11/19	Long Beach State	W, 30-27
11/26	at UTEP	W, 68-19

1978 Record: 9-4

Western Athletic Conference (1st)
Coach: LaVell Edwards

DATE	OPPONENT	RESULT
9/9	at Oregon State	W, 10-6
9/16	at Arizona State	L, 24-16
9/23	Colorado State	L, 32-6
9/30	at New Mexico	W, 27-23
10/7	Utah State (H)	L, 24-7
10/14	at Oregon	W, 17-16
10/21	UTEP	L, 44-0
11/4	Wyoming	W, 48-14
11/11	San Diego State	W, 21-3
11/18	at Utah	L, 23-22
11/25	at Hawaii	W, 31-13
12/2	^ UNLV	W, 28-24
12/22	^ Navy (B)	L, 23-16

1979 Record: 11-1

Western Athletic Conference (1st)
Coach: LaVell Edwards

DATE	OPPONENT	RESULT
9/8	at Texas A&M	W, 18-17
9/15	Weber State	W, 48-3
9/29	UTEP (H)	W, 31-7
10/5	Hawaii	W, 38-15
10/13	at Utah State	W, 48-24
10/20	at Wyoming	W, 54-14
10/27	New Mexico	W, 59-7
11/3	at Colorado State	W, 30-7
11/9	at Long Beach St.	W, 31-17
11/17	Utah	W, 27-0
11/24	at San Diego State	W, 63-14
12/21	^ Indiana (B)	L, 38-37

1980 Record: 12-1

Western Athletic Conference (1st)
Coach: LaVell Edwards

DATE	OPPONENT	RESULT
9/6	at New Mexico	L, 25-21
9/13	San Diego State	W, 35-11
9/20	at Wisconsin	W, 28-3
9/27	Long Beach State	W, 41-25
10/11	Wyoming (H)	W, 52-17
10/18	at Utah State	W, 70-46
10/25	at Hawaii	W, 34-7
11/1	UTEP	W, 83-7
11/8	North Texas State	W, 41-23
11/15	Colorado State	W, 45-14
11/22	at Utah	W, 56-6
11/29	at UNLV	W, 54-14
12/19	^ SMU (B)	W, 46-45

1981 Record: 11-2

Western Athletic Conference (1st)
Coach: LaVell Edwards

DATE	OPPONENT	RESULT
9/5	at Long Beach St.	W, 31-8
9/12	Air Force	W, 45-21
9/19	at UTEP	W, 65-8
9/26	at Colorado	W, 41-20
10/2	Utah State	W, 32-26
10/10	UNLV (H)	L, 45-41
10/17	at San Diego St.	W, 27-7
10/24	at Wyoming	L, 33-20
10/31	New Mexico	W, 31-7
11/7	at Colorado State	W, 63-14
11/14	at Hawaii	W, 13-3
11/21	Utah	W, 56-28
12/18	^ Wash. St. (B)	W, 38-36

YEAR-BY-YEAR RESULTS (continued)

1982 Record: 8-4 Western Athletic Conference (1st) Coach: LaVell Edwards		
DATE	OPPONENT	RESULT
9/2	at UNLV	W, 27-0
9/11	at Georgia	L, 17-14
9/25	Air Force	L, 39-38
10/2	at UTEP	W, 51-3
10/9	at New Mexico	W, 40-12
10/16	Hawaii (H)	W, 39-25
10/23	Colorado State	W, 34-18
10/30	at Utah State	L, 20-17
11/6	Wyoming	W, 23-13
11/13	San Diego State	W, 58-8
11/20	at Utah	W, 17-12
12/17	^ Ohio State (B)	L, 42-17

1983 Record: 11-1 Western Athletic Conference (1st) Coach: LaVell Edwards		
DATE	OPPONENT	RESULT
9/10	at Baylor	L, 40-36
9/17	Bowling Green	W, 63-28
9/24	at Air Force	W, 46-28
10/1	at UCLA	W, 37-35
10/8	at Wyoming	W, 41-10
10/15	New Mexico (H)	W, 66-21
10/22	at San Diego State	W, 47-12
10/29	Utah State	W, 38-34
11/5	at UTEP	W, 31-9
11/12	Colorado State	W, 24-6
11/19	Utah	W, 55-7
12/23	^ Missouri (B)	W, 21-17

1984 Record: 13-0 (National Champs) Western Athletic Conference (1st) Coach: LaVell Edwards		
DATE	OPPONENT	RESULT
9/1	at Pittsburgh	W, 20-14
9/8	Baylor	W, 47-13
9/15	Tulsa	W, 38-15
9/22	at Hawaii	W, 18-13
10/6	at Colorado State	W, 52-9
10/13	Wyoming (H)	W, 41-38
10/20	at Air Force	W, 30-25
10/25	at New Mexico	W, 48-0
11/3	UTEP	W, 42-9
11/10	San Diego State	W, 34-3
11/17	at Utah	W, 24-14
11/24	Utah State	W, 38-13
12/21	^ Michigan (B)	W, 24-17

1985 Record: 11-3 Western Athletic Conference (1st) Coach: LaVell Edwards		
DATE	OPPONENT	RESULT
8/29	^ Boston College	W, 28-14
9/7	UCLA	L, 27-24
9/14	Washington	W, 31-3
9/21	at Temple	W, 26-24
10/5	at Colorado State	W, 42-7
10/12	San Diego St. (H)	W, 28-0
10/19	at New Mexico	W, 45-23
10/26	at UTEP	L, 23-16
11/2	Wyoming	W, 59-0
11/9	at Utah State	W, 44-0
11/16	Air Force	W, 28-21
11/23	Utah	W, 38-28
12/7	at Hawaii	W, 26-6
12/28	^ Ohio State (B)	L, 10-7

1986 Record: 8-5 Western Athletic Conference (2nd) Coach: LaVell Edwards		
DATE	OPPONENT	RESULT
9/6	Utah State	W, 52-0
9/13	New Mexico	W, 31-30
9/20	at Washington	L, 52-21
9/27	Temple	W, 27-17
10/3	Colorado State	L, 24-20
10/18	at Wyoming	W, 34-22
10/25	UTEP (H)	W, 37-13
11/8	at Hawaii	W, 10-3
11/15	Oregon State	L, 10-7
11/22	at Utah	W, 35-21
11/29	at San Diego State	L, 10-3
12/6	at Air Force	W, 23-3
12/30	^ UCLA (B)	L, 31-10

1987 Record: 9-4 Western Athletic Conference (2nd) Coach: LaVell Edwards		
DATE	OPPONENT	RESULT
9/2	Pittsburgh	L, 27-17
9/12	at Texas	W, 22-17
9/19	at Texas Christian	L, 33-12
9/26	at New Mexico	W, 45-25
10/2	Utah State	W, 45-24
10/10	Wyoming (H)	L, 29-27
10/24	at Hawaii	W, 16-14
10/31	Air Force	W, 24-13
11/7	San Diego State	W, 38-21
11/14	at UTEP	W, 37-24
11/21	Utah	W, 21-18
12/5	Colorado State	W, 30-26
12/22	^ Virginia (B)	L, 22-16

1988 Record: 9-4 Western Athletic Conference (T-3rd) Coach: LaVell Edwards		
DATE	OPPONENT	RESULT
9/1	at Wyoming	L, 24-14
9/8	Texas	W, 47-6
9/17	UTEP	W, 31-27
9/30	Utah State	W, 38-3
10/8	Colorado State (H)	W, 42-7
10/15	Texas Christian	W, 31-18
10/22	at Hawaii	W, 24-23
10/29	New Mexico	W, 65-0
11/5	at San Diego State	L, 27-15
11/12	at Air Force	W, 49-31
11/19	at Utah	L, 57-28
12/3	at Miami	L, 41-17
12/29	^ Colorado (B)	W, 20-17

1989 Record: 10-3 Western Athletic Conference (1st) Coach: LaVell Edwards		
DATE	OPPONENT	RESULT
9/2	at New Mexico	W, 24-3
9/7	Washington State	L, 46-41
9/16	at Navy	W, 31-10
9/30	at Utah State	W, 37-10
10/7	Wyoming	W, 36-20
10/14	at Colorado State	W, 45-16
10/21	UTEP (H)	W, 49-24
10/28	at Hawaii	L, 56-14
11/4	Oregon	W, 45-41
11/11	Air Force	W, 44-35
11/18	Utah	W, 70-31
11/25	at San Diego State	W, 48-27
12/29	^ Penn State (B)	L, 50-39

1990 Record: 10-3 Western Athletic Conference (1st) Coach: LaVell Edwards		
DATE	OPPONENT	RESULT
9/1	at UTEP	W, 30-10
9/8	Miami	W, 28-21
9/15	Washington State	W, 50-36
9/22	San Diego State	W, 62-34
9/29	at Oregon	L, 32-16
10/13	Colorado State	W, 52-9
10/27	New Mexico (H)	W, 55-31
11/3	at Air Force	W, 54-7
11/10	at Wyoming	W, 45-14
11/17	at Utah	W, 45-22
11/24	Utah State	W, 45-10
12/1	at Hawaii	L, 59-28
12/29	^ Texas A&M (B)	L, 65-14



**1991** Record: 8-3-2

Western Athletic Conference (1st)

Coach: LaVell Edwards

DATE	OPPONENT	RESULT
8/29	^ Florida State	L, 44-28
9/7	at UCLA	L, 27-23
9/21	at Penn State	L, 33-7
9/28	Air Force	W, 21-7
10/4	Utah State	W, 38-10
10/12	UTEP (H)	W, 31-29
10/19	Hawaii	W, 35-18
10/26	at New Mexico	W, 41-23
10/31	at Colorado State	W, 40-17
11/9	Wyoming	W, 52-31
11/16	at San Diego State	T, 52-52
11/23	Utah	W, 48-17
12/30	^ Iowa (B)	T, 13-13

1992 Record: 8-5

Western Athletic Conference (1st)

Coach: LaVell Edwards

DATE	OPPONENT	RESULT
9/5	at UTEP	W, 38-28
9/10	San Diego State	L, 45-38
9/19	UCLA	L, 17-10
9/26	at Hawaii	L, 36-32
10/2	Utah State	W, 30-9
10/10	Fresno State (H)	W, 36-24
10/17	at Wyoming	W, 31-28
10/24	at Notre Dame	L, 42-16
10/31	Penn State	W, 30-17
11/7	New Mexico	W, 35-0
11/14	at Air Force	W, 28-7
11/21	at Utah	W, 31-22
12/25	^ Kansas (B)	L, 23-20

1993 Record: 6-6

Western Athletic Conference (T-1st)

Coach: LaVell Edwards

DATE	OPPONENT	RESULT
9/4	at New Mexico	W, 34-31
9/11	Hawaii	W, 41-38
9/18	at Colorado State	W, 27-22
9/25	Air Force	W, 30-3
10/9	at UCLA	L, 68-14
10/16	Notre Dame	L, 45-20
10/23	Fresno State (H)	L, 48-45
10/30	at Utah State	L, 58-56
11/11	at San Diego State	W, 45-44
11/20	Utah	L, 34-31
11/27	UTEP	W, 47-16
12/30	^ Ohio State (B)	L, 28-21

1994 Record: 10-3

Western Athletic Conference (T-2nd)

Coach: LaVell Edwards

DATE	OPPONENT	RESULT
9/3	at Hawaii	W, 13-12
9/10	at Air Force	W, 45-21
9/17	Colorado State	L, 28-21
9/24	New Mexico	W, 49-47
9/30	Utah State	W, 34-6
10/8	at Fresno State	W, 32-30
10/15	at Notre Dame	W, 21-14
10/22	at UTEP	W, 34-28
10/29	Arizona State (H)	L, 36-15
11/5	N.E. Louisiana	W, 24-10
11/10	San Diego State	W, 35-28
11/19	at Utah	L, 34-31
12/31	^ Oklahoma (B)	W, 31-6

1995 Record: 7-4

Western Athletic Conference (T-1st)

Coach: LaVell Edwards

DATE	OPPONENT	RESULT
9/2	at Air Force	L, 38-12
9/9	UCLA	L, 23-9
9/16	San Diego State	W, 31-9
9/30	at Colorado State	W, 28-21
10/14	at Arizona State	L, 29-21
10/21	Wyoming	W, 23-20
10/28	Hawaii (H)	W, 45-7
11/4	Tulsa	W, 45-35
11/11	at New Mexico	W, 31-13
11/18	Utah	L, 34-17
11/25	at Fresno State	W, 45-28

1996 Record: 14-1

Western Athletic Conference (1st)

Coach: LaVell Edwards

DATE	OPPONENT	RESULT
8/24	Texas A&M	W, 41-37
8/31	Arkansas State	W, 58-9
9/14	at Washington	L, 29-17
9/21	New Mexico	W, 17-14
9/28	SMU	W, 31-3
10/4	at Utah State	W, 45-17
10/12	UNLV (H)	W, 63-28
10/19	at Tulsa	W, 55-30
10/26	at TCU	W, 45-21
11/2	UTEP	W, 40-18
11/9	Rice	W, 49-0
11/16	at Hawaii	W, 45-14
11/23	at Utah	W, 37-17
12/7	^ Wyoming	W, 28-20 OT
1/1	^ Kansas State (B)	W, 19-15

1997 Record: 6-5

Western Athletic Conference (5th)

Coach: LaVell Edwards

DATE	OPPONENT	RESULT
9/6	Washington	L, 42-20
9/20	at Arizona State	W, 13-10
9/27	at SMU	W, 19-16 OT
10/3	Utah State	W, 42-35
10/11	at Rice	L, 27-14
10/18	Hawaii (H)	W, 17-3
10/25	TCU	W, 31-10
11/1	at UTEP	L, 14-3
11/8	Tulsa	W, 49-39
11/15	at New Mexico	L, 38-28
11/22	Utah	L, 20-14

1998 Record: 9-5

Western Athletic Conference (2nd)

Coach: LaVell Edwards

DATE	OPPONENT	RESULT
9/5	at Alabama	L, 38-31
9/12	Arizona State	W, 26-6
9/19	at Washington	L, 20-10
9/26	Murray State	W, 43-9
10/3	at Fresno State	L, 31-21
10/10	UNLV (H)	W, 38-14
10/17	at Hawaii	W, 31-9
10/24	San Jose State	W, 46-43
10/29	San Diego State	W, 13-0
11/7	New Mexico	W, 46-21
11/14	at UTEP	W, 31-14
11/21	at Utah	W, 26-24
12/5	^ Air Force	L, 20-13
12/31	^ Tulane (B)	L, 41-27

1999 Record: 8-4

Mountain West Conference (T-1st)

Coach: LaVell Edwards

DATE	OPPONENT	RESULT
9/9	Washington	W, 35-28
9/16	Colorado State	W, 34-13
9/25	Virginia	L, 45-40
10/1	at Utah State	W, 34-31 OT
10/9	California (H)	W, 38-28
10/16	at New Mexico	W, 31-7
10/23	at UNLV	W, 29-0
10/30	Air Force	W, 27-20
11/6	at San Diego State	W, 30-7
11/13	at Wyoming	L, 31-17
11/20	Utah	L, 20-17
12/27	^ Marshall (B)	L, 21-3

2000 Record: 6-6

Mountain West Conference (T-3rd)

Coach: LaVell Edwards

DATE	OPPONENT	RESULT
8/26	at Florida State	L, 29-3
9/2	at Virginia	W, 38-35 OT
9/9	at Air Force	L, 31-23
9/14	Mississippi State	L, 44-28
9/23	UNLV	W, 10-7
9/30	at Syracuse	L, 42-14
10/6	Utah State	W, 38-14
10/21	San Diego St. (H)	L, 16-15
10/26	Wyoming	W, 19-7
11/2	at Colorado State	L, 45-21
11/18	New Mexico	W, 37-13
11/24	at Utah	W, 34-27

2001 Record: 12-2

Mountain West Conference (1st)

Coach: Gary Crowton

DATE	OPPONENT	RESULT
8/25	Tulane	W, 70-35
9/1	Nevada	W, 52-7
9/8	at California	W, 44-16
9/29	at UNLV	W, 35-31
10/5	Utah State	W, 54-34
10/13	at New Mexico	W, 24-20
10/20	Air Force (H)	W, 63-33
10/27	at San Diego State	W, 59-21
11/1	Colorado State	W, 56-34
11/10	at Wyoming	W, 41-34
11/17	Utah	W, 24-21
12/1	at Mississippi St.	W, 41-38
12/8	at Hawaii	L, 72-45
12/31	^ Louisville (B)	L, 28-10

2002 Record: 5-7

Mountain West Conference (7th)

Coach: Gary Crowton

DATE	OPPONENT	RESULT
8/29	Syracuse	W, 42-21
9/6	Hawaii	W, 35-32
9/14	at Nevada	L, 31-28
9/21	at Georgia Tech	L, 28-19
10/4	at Utah State	W, 35-34
10/12	at Air Force	L, 52-9
10/19	UNLV (H)	L, 24-3
10/24	at Colorado State	L, 37-10
11/2	San Diego State	W, 34-10
11/9	Wyoming	W, 35-31
11/16	New Mexico	L, 20-16
11/23	at Utah	L, 16-13

2003

Record: 4-8
Mountain West Conference (4th)
Coach: Gary Crowton

DATE	OPPONENT	RESULT
8/28	Georgia Tech	W, 24-13
9/6	at USC	L, 35-18
9/13	at New Mexico	W, 10-7
9/20	Stanford	L, 18-14
9/27	Air Force	L, 24-10
10/4	at San Diego State	W, 44-36
10/9	Colorado State (H)	L, 58-13
10/18	at Wyoming	L, 13-10
10/25	at UNLV	W, 27-20
10/30	Boise State	L, 50-12
11/15	at Notre Dame	L, 33-14
11/22	Utah	L, 3-0

2004

Record: 5-6
Mountain West Conference (3rd)
Coach: Gary Crowton

DATE	OPPONENT	RESULT
9/4	Notre Dame	W, 20-17
9/11	at Stanford	L, 37-10
9/18	USC	L, 42-10
9/24	at Boise State	L, 28-27
10/2	at Colorado State	W, 31-21
10/8	UNLV	L, 24-20
10/16	Wyoming (H)	W, 24-13
10/23	at Air Force	W, 41-24
11/06	San Diego State	W, 49-16
11/13	New Mexico	L, 21-14
11/20	at Utah	L, 52-21

2005

Record: 6-6
Mountain West Conference (2nd)
Coach: Bronco Mendenhall

DATE	OPPONENT	RESULT
9/3	Boston College	L, 20-3
9/10	Eastern Illinois	W, 45-10
9/24	TCU	L, 51-50 OT
10/1	at San Diego State	L, 31-10
10/8	at New Mexico	W, 27-24
10/15	Colorado State (H)	W, 24-14
10/22	at Notre Dame	L, 49-23
10/29	Air Force	W, 62-41
11/5	at UNLV	W, 55-14
11/12	at Wyoming	W, 35-21
11/19	Utah	L, 41-34 OT
12/22	^ California (B)	L, 35-28

2006

Record: 11-2
Mountain West Conference (1st)
Coach: Bronco Mendenhall

DATE	OPPONENT	RESULT
9/2	at Arizona	L, 16-13
9/9	Tulsa	W, 49-24
9/16	at Boston College	L, 30-23 OT
9/23	Utah State	W, 38-0
9/28	at TCU	W, 31-17
10/7	San Diego State	W, 47-17
10/21	UNLV (H)	W, 52-7
10/28	at Air Force	W, 33-14
11/4	at Colorado State	W, 24-3
11/9	Wyoming	W, 55-7
11/18	New Mexico	W, 42-17
11/25	at Utah	W, 33-31
12/21	^ Oregon (B)	W, 38-8

2007

Record: 11-2
Mountain West Conference (1st)
Coach: Bronco Mendenhall

DATE	OPPONENT	RESULT
9/1	Arizona	W, 20-7
9/8	at UCLA	L, 27-17
9/15	at Tulsa	L, 55-47
9/22	Air Force	W, 31-6
9/29	at New Mexico	W, 31-24
10/13	at UNLV	W, 24-14
10/20	Eastern Wash.	W, 42-7
11/3	Colorado State	W, 35-16
11/8	TCU	W, 27-22
11/16	at Wyoming	W, 35-10
11/24	Utah	W, 17-10
12/1	at San Diego State	W, 48-27
12/22	^ UCLA (B)	W, 17-16

2008

Record: 10-3
Mountain West Conference (3rd)
Coach: Bronco Mendenhall

DATE	OPPONENT	RESULT
8/30	Northern Iowa	W, 41-17
9/6	at Washington	W, 28-27
9/13	UCLA	W, 59-0
9/20	Wyoming	W, 44-0
10/3	at Utah State	W, 34-14
10/11	New Mexico (H)	W, 21-3
10/16	at TCU	L, 32-7
10/25	UNLV	W, 42-35
11/1	at Colorado State	W, 45-42
11/8	San Diego State	W, 41-12
11/15	at Air Force	W, 38-24
11/22	at Utah	L, 48-24
12/20	^ Arizona (B)	L, 31-21

2009

Record: 11-2
Mountain West Conference (2nd)
Coach: Bronco Mendenhall

DATE	OPPONENT	RESULT
9/5	^ Oklahoma	W, 14-13
9/12	at Tulane	W, 54-3
9/19	Florida State	L, 54-28
9/26	Colorado State	W, 42-23
10/2	Utah State	W, 35-17
10/10	at UNLV	W, 59-21
10/17	at San Diego State	W, 38-28
10/24	TCU (H)	L, 38-7
11/7	at Wyoming	W, 52-0
11/14	at New Mexico	W, 24-19
11/21	Air Force	W, 38-21
11/28	Utah	W, 26-23 OT
12/22	^ Oregon State (B)	W, 44-20

2010

Record: 7-6
Mountain West Conference (T-3rd)
Coach: Bronco Mendenhall

DATE	OPPONENT	RESULT
9/4	Washington	W, 23-17
9/11	at Air Force	L, 35-14
9/18	at Florida State	L, 34-10
9/25	Nevada	L, 27-13
10/1	at Utah State	L, 31-16
10/9	San Diego St. (H)	W, 24-21
10/16	at TCU	L, 31-3
10/23	Wyoming	W, 25-20
11/6	UNLV	W, 55-7
11/13	at Colorado State	W, 49-10
11/20	New Mexico	W, 40-7
11/27	at Utah	L, 17-16
12/18	^ UTEP (B)	W, 52-24

2011

Record: 10-3
Independent
Coach: Bronco Mendenhall

DATE	OPPONENT	RESULT
9/3	at Ole Miss	W, 14-13
9/10	at Texas	L, 17-16
9/17	Utah	L, 54-10
9/23	UCF	W, 24-17
9/30	Utah State	W, 27-24
10/8	San Jose State (H)	W, 29-16
10/15	at Oregon State	W, 38-28
10/22	Idaho State	W, 56-3
10/28	^ TCU	L, 38-28
11/12	Idaho	W, 42-7
11/19	New Mexico State	W, 42-7
12/3	at Hawaii	W, 41-20
12/30	^ Tulsa (B)	W, 24-21

2012

Record: 8-5
Independent
Coach: Bronco Mendenhall

DATE	OPPONENT	RESULT
8/30	Washington State	W, 30-6
9/8	Weber State	W, 45-13
9/15	at Utah	L, 24-21
9/20	at Boise State	L, 7-6
9/28	Hawaii	W, 47-0
10/5	Utah State	W, 6-3
10/13	Oregon State	L, 42-24
10/20	at Notre Dame	L, 17-14
10/27	at Georgia Tech	W, 41-17
11/10	Idaho	W, 52-13
11/17	at San Jose State	L, 20-14
11/24	at New Mexico St.	W, 50-14
12/20	^ San Diego St. (B)	W, 23-6

2013

Record: 8-5
Independent
Coach: Bronco Mendenhall

DATE	OPPONENT	RESULT
8/31	at Virginia	L, 19-16
9/7	Texas	W, 40-21
9/21	Utah	L, 20-13
9/28	Middle Tennessee	W, 37-10
10/4	at Utah State	W, 31-14
10/12	Georgia Tech	W, 38-20
10/19	at Houston	W, 47-46
10/25	Boise State	W, 37-20
11/9	at Wisconsin	L, 27-17
11/16	Idaho State	W, 59-13
11/23	at Notre Dame	L, 23-13
11/30	at Nevada	W, 28-23
12/27	^ Washington (B)	L, 31-16



CONFERENCE HISTORY

On Aug. 31, 2010, BYU announced its football program will compete in the NCAA Football Bowl Subdivision as an independent beginning with the 2011 season. Since the university instituted a football program in 1922, BYU had been a member of five different conferences, including the Rocky Mountain (1922-37), Mountain States/Skyline (1938-61), Western Athletic (1962-98) and Mountain West (1999-2010). The Cougars claimed their first conference championship in program history in 1965, going 4-2 in the WAC under head coach Tom Hudspeth. BYU won its next title, the first of 18 under legendary coach LaVell Edwards, in 1974. During its time in the MWC, the Cougars won four championships, including back-to-back undefeated conference seasons in 2006 and 2007.

MOUNTAIN WEST (1999-10)

- For the third time in program history, BYU chartered the creation of a new conference, this time joined by New Mexico, Utah, Air Force, Colorado St., San Diego St., UNLV and Wyoming. TCU joined in 2005.
- BYU football posted a 64-26 (.711) conference record in its 12 years in the conference.
- The Cougars' four MWC titles, 64 wins and 54 All-MWC First Team selections equal or surpass any MWC team since the league's inception.
- BYU won four MWC titles, including back-to-back championships in 2006-07. In three of its championship seasons, BYU went undefeated in conference play.

WESTERN ATHLETIC (1962-98)

- BYU was a charter member of the conference along with Arizona, Arizona State, New Mexico, Utah and Wyoming.
- The WAC eventually expanded to as many as 16 schools in 1996.
- BYU football posted a 187-69-2 (.729) conference record in its 37 years in the conference.
- While in the WAC, the Cougars won the 1984 National Championship, finishing 13-0.
- BYU won a total of 19 titles while in the WAC, including its first-ever football championship in 1965 and 10-straight from 1976-85.
- BYU's 19 WAC titles, 187 conference wins and 199 All-WAC First Team selections are all still the most by far of any WAC team.

MOUNTAIN STATES/SKYLINE (1938-61)

- BYU was a charter member of the conference, leaving with Colorado, Colorado St., Denver, Utah, Utah State and Wyoming when the RMFAC was deemed too large. Montana and New Mexico joined in 1951.
- After Colorado left in 1947, the conference became popularly known as the Skyline Conference.
- Football posted a 41-75-12 (.367) conference record in its 24 years in the conference.
- The conference dissolved in early 1962 after BYU, Utah, Wyoming and New Mexico left to form the WAC.

ROCKY MOUNTAIN FACULTY ATHLETIC (1922-37)

- BYU joined the RMFAC in 1918 with football participation beginning four years later.
- BYU football posted a 46-52-4 (.471) conference record in its 16 years in the conference.
- When BYU joined, other RMFAC schools included Colorado, Colorado A&M (now Colorado St.), Colorado College, Colorado School of Mines, Denver, Utah, Utah St. and Montana St. Wyoming, Western St. and Colorado Teacher's College (now Northern Colorado) joined two years later.
- Known today as the Rocky Mountain Athletic Conference (RMAC), it is now a Division II conference with 14 members.

BYU'S CONFERENCE CHAMPIONSHIPS

YEAR	CONF.	CONF.	OVERALL
1965	WAC	4-2	6-4
1974	WAC	6-0-1	7-4-1
1976	WAC	6-1	9-3
1977	WAC	6-1	9-2
1978	WAC	5-1	9-4
1979	WAC	7-0	11-1
1980	WAC	6-1	12-1
1981	WAC	7-1	11-2
1982	WAC	7-1	8-4
1983	WAC	7-0	11-1
1984	WAC	8-0	13-0
1985	WAC	7-1	11-3
1989	WAC	7-1	10-3
1990	WAC	7-1	10-3
1991	WAC	7-0-1	8-3-2
1992	WAC	6-2	8-5
1993	WAC	6-2	6-6
1995	WAC	6-2	7-4
1996	WAC	8-0	14-1
1999	MWC	5-2	8-4
2001	MWC	7-0	12-2
2006	MWC	8-0	11-2
2007	MWC	8-0	11-2
23 TITLES			

FOUR DECADES OF DOMINANCE

1970s

- The official LaVell Edwards era began in 1972
- A revolutionary passing attack would go on to produce one All-American quarterback after the next
- Despite introducing a pass-heavy attack, in 1972 BYU produced the nation's leading rusher in Pete Van Valkenburg with 1,386 yards
- BYU won five WAC titles behind the arms of Gary Sheide, Gifford Nielsen, Marc Wilson and Jim McMahon.
- The Cougars had 11 All-Americans in the 70s, won 71 games and attended four bowl games, including its first in school history, the 1974 Fiesta Bowl.



1980s

- The 1980s were perhaps some of the most dominant Cougar teams in history, playing in 10 bowl games in 10 years, winning 102 games, seven WAC titles and the 1984 National Championship.
- The Cougars won their first bowl game, the 1980 Holiday Bowl, nicknamed the "Miracle Bowl", scoring 21 points in the final two minutes and 33 seconds to win 46-45 over SMU.
- BYU's quarterback factory was in full force, rolling with Jim McMahon, Steve Young, Robbie Bosco and Ty Detmer. Cougar quarterbacks won three Sammy Baugh Trophies and three Davey O'Brien Awards.
- From 1983 to 1985 BYU put together a program-best 25 consecutive victories
- BYU also had five All-American tight ends in the 80s, including two-time All-American Gordon Hudson, two Outland Trophy winners (Jason Buck and Mo Elewonibi) and produced defensive standouts Kyle Morrell, Leon White, Jason Buck and Bob Davis.



1990s

- The 1990s began with a bang in one of the biggest Cougar victories in history, defeating the No. 1 Miami Hurricanes, the defending national champions, 28-21 in Provo behind quarterback Ty Detmer.
- Detmer, the eventual 1990 Heisman Trophy Winner, passed for 15,031 yards in his career, a school record and currently fourth in NCAA history.
- BYU won seven conference titles in the 90s, went to eight bowl games and won 86 games
- The Cougars played in their only New Year's Day Bowl game in the 1997 Cotton Bowl, defeating the No.14 Kansas State Wildcats 19-15, giving BYU an NCAA record 14th victory of the season and its second top-5 national ranking in school history.



2000s

- The start of the new millennium was an end of an era as Hall of Fame head coach LaVell Edwards retired in 2000 after 29 years at the helm. Edwards led BYU to a 257-101-3 overall record, 19 conference titles and one national championship.
- The next year BYU won 12 games and another conference title. Doak Walker Award winner and consensus All-American running back Luke Staley led BYU with single-season school records of 1,596 yards and 24 touchdowns in just 11 games.
- In 2005 a new head coach, Bronco Mendenhall took the reins of the program to continue the tradition of the success of the past.
- The Cougars won 10 games and finished in the national top 25 polls four straight years from 2006-2009, won three bowl games, two conference titles and a total of 81 games, propelling them into the next decade of success.





	FINISH	RANK (HIGH)	TOTAL OFF	PASS OFF	SCORE OFF	TOTAL DEF	RUSH DEF	PASS DEF	SCORE OFF
1974	7-4-1	Unranked	338.5	210.4	26.9	261.6	111.5	150.2	16.6
WAC	1st		4th	2nd	1st	1st	1st	4th	3rd
NCAA		(15th)	----	7th	----	----	3rd	----	----
1975	6-5	Unranked	356.4	177.6	22.2	331.7	182.7	149.0	20.7
WAC	T-4th		4th	4th	4th	3rd	2nd	5th	4th
NCAA			----	----	----	----	----	----	----
1976	9-3	Unranked	424.4	307.8	31.9	322.2	154.7	167.0	16.5
WAC	T-1st		1st	1st	1st	2nd	2nd	5th	1st
NCAA		(17th)	6th	1st	8th	----	24th	----	45th
1977	9-2	20th AP	470.2	341.6	39.4	333.6	160.9	172.8	15.0
WAC	T-1st	16th UPI	1st	1st	1st	3rd	3rd	4th	2nd
NCAA		(12th)	3rd	1st	2nd	----	----	----	----
1978	9-4	Unranked	364.9	238.2	25.3	320.2	157.6	162.6	14.7
WAC	1st		5th	1st	2nd	3rd	2nd	6th	1st
NCAA			----	8th	----	----	37th	----	27th
1979	11-1	13th AP	521.4	368.3	40.6	277.7	155.0	122.6	11.4
WAC	1st	12th UPI	1st	1st	1st	1st	1st	1st	1st
NCAA		(9th)	1st	1st	1st	29th	37th	40th	12th
1980	12-1	12th AP	535.0	409.8	46.7	343.0	160.1	182.9	16.5
WAC	1st	11th UPI	1st	1st	1st	2nd	3rd	5th	1st
NCAA		(11th)	1st	1st	1st	----	----	----	----
1981	11-2	13th AP	480.3	356.9	38.7	322.4	138.2	184.2	18.3
WAC	1st	11th UPI	1st	1st	1st	3rd	2nd	4th	2nd
NCAA		(8th)	3rd	1st	1st	----	----	----	----
1982	8-4	Unranked	466.2	289.8	32.5	326.7	168.9	157.8	15.2
WAC	1st	(19th)	1st	1st	2nd	3rd	6th	1st	1st
NCAA			2nd	5th	7th	----	----	20th	16th
1983	11-1	7th AP	584.2	381.2	44.0	376.5	129.9	246.6	20.9
WAC	1st	7th UPI	1st	1st	1st	4th	2nd	9th	3rd
NCAA		(7th)	1st	1st	2nd	----	26th	----	50th
1984	13-0	1st AP	486.5	346.2	36.0	321.3	161.8	159.5	13.8
WAC	1st	1st UPI	1st	1st	1st	2nd	4th	1st	1st
NCAA		(1st)	1st	1st	2nd	32nd	----	27th	10th
1985	11-3	16th AP	500.2	354.5	33.5	297.9	124.6	173.3	13.5
WAC	1st	17th UPI	1st	1st	3rd	1st	2nd	1st	1st
NCAA		(7th)	1st	1st	7th	18th	19th	35th	12th
1986	8-5	Unranked	406.6	235.6	25.0	277.8	88.8	189.0	17.1
WAC	2nd	(9th)	4th	7th	4th	2nd	1st	2nd	1st
NCAA			19th	20th	39th	10th	6th	55th	24th
1987	9-4	Unranked	382.7	291.8	27.8	353.0	136.6	216.4	22.6
WAC	2nd		6th	5th	6th	4th	2nd	3rd	4th
NCAA			33rd	9th	22nd	51st	23rd	88th	55th
1988	9-4	Unranked	456.9	322.8	33.4	320.3	131.4	188.8	22.0
WAC	T-3rd	(18th)	3rd	2nd	5th	2nd	2nd	2nd	3rd
NCAA			13th	4th	13th	34th	23rd	55th	52nd
1989	10-3	22 AP	540.4	394.3	40.3	404.6	137.7	266.9	26.6
WAC	1st	18 UPI	1st	1st	1st	3rd	2nd	9th	3rd
NCAA		(15th)	2nd	2nd	4th	80th	36th	104th	74th
1990	10-3	22 AP	565.8	448.3	42.5	390.8	116.3	253.3	23.8
WAC	1st	17 UPI	1st	1st	1st	5th	2nd	1st	4th
NCAA		(4th)	2nd	2nd	2nd	74th	20th	42nd	56th
1991	8-3-2	23rd AP	479.5	343.8	35.0	431.3	156.8	274.5	25.7
WAC	1st	23rd CNN	1st	1st	1st	6th	3rd	8th	4th
NCAA		(23rd)	5th	2nd	11th	96th	53rd	92nd	74th
1992	8-5	Unranked	459.8	297.9	29.6	360.0	128.9	231.1	22.9
WAC	T-1st	Unranked	2nd	1st	4th	1st	1st	3rd	2nd
NCAA		(22nd)	7th	5th	16th	60th	23rd	49th	58th
1993	6-6	Unranked	474.7	369.1	35.5	475.7	227.7	248.0	37.0
WAC	T-1st	(17th)	3rd	1st	2nd	10th	10th	7th	9th
NCAA			9th	2nd	12th	104th	102nd	94th	103rd

	FINISH	RANK (HIGH)	TOTAL OFF	PASS OFF	SCORE OFF	TOTAL DEF	RUSH DEF	PASS DEF	SCORE DEF
1994	10-3	18th AP	457.4	312.9	29.5	383.6	121.4	262.2	24.5
WAC	T-2nd	10th CNN	2nd	1st	6th	6th	3rd	8th	5th
NCAA		(10th)	9th	3rd	26th	71st	22nd	90th	61st
1995	7-4	Unranked	411.8	315.4	27.9	377	167.7	209.3	24.4
WAC	T-1st	(25th)	7th	1st	6th	4th	4th	4th	5th
NCAA			28th	5th	36th	62nd	62nd	61st	58th
1996	14-1	5th AP	478	295.9	40.8	316.6	124.6	192.0	18.7
WAC	1st	5th CNN	2nd	4th	1st	1st	1st	3rd	1st
NCAA		(5th)	6th	13th	5th	25th	27th	36th	25th
1997	6-5	Unranked	335.6	227.3	22.7	358.0	164.4	193.6	23.1
WAC	5th PD	(16th)	9th	2nd	9th	10th	10th	10th	7th
NCAA			73rd	39th	68th	52nd	66th	72nd	50th
1998	9-5	Unranked	381.7	236.9	28.8	273.9	91.2	182.7	19.2
WAC	2nd		5th	1st	3rd	1st	1st	3rd	2nd
NCAA			44th	34th	37th	5th	5th	21st	25th
1999	8-4	Unranked	425.6	324.3	30.2	307.8	102.5	205.3	20.9
MWC	T-1st	(12th)	1st	1st	2nd	2nd	1st	5th	4th
NCAA			13th	8th	28th	21st	14th	39th	32nd
2000	6-6	Unranked	374.0	274.6	23.3	345.0	121.7	223.3	25.8
MWC	T-3rd		4th	1st	4th	4th	2nd	8th	7th
NCAA			55th	16th	73rd	40th	30th	72th	66th
2001	12-2	25th AP	542.8	325.0	46.8	448.5	202.8	245.7	30.5
MWC	1st	24th ESPN	1st	1st	1st	6th	5th	7th	6th
NCAA		(7th)	1st	7th	1st	102nd	95th	88th	85th
2002	5-7	Unranked	381.8	260.8	22.7	384.7	177.8	206.9	27.8
MWC	7th	(24th)	5th	3rd	7th	5th	7th	3rd	5th
NCAA			50th	27th	87th	69th	91st	48th	72nd
2003	4-8	Unranked	314.6	215.0	16.3	307.0	130.8	176.2	25.8
MWC	T-4th		7th	4th	8th	2nd	3rd	2nd	7th
NCAA			102nd	64th	109th	14th	33rd	8th	62nd
2004	5-6	Unranked	384.0	279.5	24.3	378.5	149.3	229.3	26.8
MWC	3rd		3rd	1st	4th	5th	4th	8th	5th
NCAA			48th	12th	69th	59th	59th	78th	70th
2005	6-6	Unranked	462.4	310.1	33.0	417.1	147.8	269.3	29.2
MWC	T-2nd		2nd	1st	2nd	7th	3rd	9th	5th
NCAA			13th	6th	24th	91st	57th	104th	83rd
2006	11-2	16th AP	465.5	323.5	36.8	319.2	114.1	205.1	14.7
MWC	1st	15th USA	1st	1st	1st	3rd	4th	5th	2nd
NCAA		(15th)	4th	4th	5th	38th	31st	65th	10th
2007	11-2	14th AP	442.8	298.38	30.1	307.9	97.5	210.4	18.5
MWC	1st	14th USA	1st	1st	1st	1st	1st	6th	2nd
NCAA		(14th)	25th	14th	47th	10th	9th	32nd	9th
2008	10-3	25st AP	444.8	310.4	34.2	355.9	140.3	215.6	21.9
MWC	3rd	21st USA	1st	1st	2nd	6th	5th	8th	3rd
NCAA		(7th)	16th	6th	20th	59th	60th	74th	39th
2009	11-2	12th AP	427.2	281.5	35.5	329.1	110.2	218.9	21.5
MWC	2nd	12th USA	2nd	1st	2nd	4th	2nd	5th	4th
NCAA		(7th)	21st	17th	11th	28th	21st	63rd	29th
2010	7-6	Unranked	366.5	198.4	26.2	330.8	138.6	192.2	21.6
MWC	T-3rd	(25th)	5th	5th	5th	2nd	3rd	3rd	4th
NCAA			73rd	76th	70th	24th	45th	23rd	32nd
2011	10-3	25th USA	405.7	245.4	30.1	312.9	112.9	200.8	20.4
INDY		Unranked	2nd	2nd	1st	1st	1st	2nd	32nd
NCAA		(25th)	41st	47th	42nd	13th	19th	32nd	22nd
2012	8-5	Unranked	400.4	247.2	28.7	266.1	86.9	179.2	14.0
INDY		Unranked	3rd	1st	1st	1st	1st	2nd	2nd
NCAA		(25th)	60th	50th	65th	3rd	2nd	10th	3rd
2013	8-5	Unranked	493.7	226.3	30.2	378.8	159.9	218.9	22.1
INDY			1st	4th	2nd	2nd	1st	4th	1st
NCAA			14th	73rd	55th	48th	57th	46th	22nd

1974 FIESTA BOWL

12/28/74 TEMPE, ARIZ. (50,878)
OKLAHOMA STATE 16, BYU 6

Oklahoma State	0	7	3	6	16
Brigham Young	6	0	0	0	6

TEAM STATISTICS OKLA. ST. BYU

Rushes-Yards	55-147	36-120
Passing Yards	77	181
Passes	7-18-0	15-31-3

SCORING:

BYU – Uselman 30-yard field goal

BYU – Uselman 43-yard field goal

OSU – Walker 12-yard run (Daigle kick)

OSU – Daigle 42-yard field goal

OSU – Bain 40-yard pass from Thompson (kick failed)

GAME SUMMARY:

Competing in its first post-season bowl game ever, BYU played Western Athletic Conference host to the Oklahoma State Cowboys before a crowd of 50,878.

The Cougars got off to a quick start with two field goals during the first quarter before All-WAC quarterback Gary Sheide suffered a dislocated shoulder in the last moments of the quarter. He was replaced by junior reserve Mark Giles. The Cowboys took the scoring lead during the second quarter on a touchdown run around left end, giving Oklahoma State a 7-6 halftime advantage. OSU regained possession of the ball on the Cougars' 17-yard line after intercepting Giles, but the Cowboys were unable to convert on the turnover. A field goal from 32 yards out put the Cowboys in front 10-6 at the end of the third quarter. With 1:14 remaining in the game, Oklahoma State scored another touchdown on a 40-yard halfback pass to complete the scoring. The Cougars out-gained Oklahoma State in total yardage, 301-214. Giles was 11 of 26 for 138 yards. After three losses and a tie to open the season, the Cougars reeled off seven straight victories prior to the bowl game.

1976 TANGERINE BOWL

12/18/76 ORLANDO, FLA. (37,812)
OKLAHOMA STATE 49, BYU 21

Oklahoma State	7	21	21	0	49
Brigham Young	0	14	0	7	21

TEAM STATISTICS OKLA. ST. BYU

Rushes-Yards	70-375	26-46
Passing Yards	27	209
Passes	2-10-0	23-34-4

SCORING:

OSU – Dawson 36 pass interception (Daigle kick)

BYU – Christensen 1-yard run (Taylor kick)

OSU – Weatherbie 2-yard run (Daigle kick)

OSU – Miller 3-yard run (Daigle kick)

BYU – Thompson 27-yard pass from Nielson (Taylor kick)

OSU – Miller 78-yard run (Daigle kick)

BYU – Lowry 102-yard kickoff return (Taylor kick)

OSU – R. Turner 1-yard run (kick failed)

OSU – Miller 6-yard run (Lisle pass from Weatherbie)

OSU – Miller 1-yard run (Daigle kick)

GAME SUMMARY:

Powerful Oklahoma State, sparked by All-American Terry Miller (173 yards rushing on 23 carries), used four pass interceptions and a fumble recovery to capture the 31st annual Tangerine Bowl contest. Defensively, the Cowboys yielded only 46 yards rushing. The Cougars, however, stayed close in the first half, which ended 28-14. Dave Lowry returned the second-half kickoff 102 yards (a Tangerine Bowl record) to move the Cougars to within seven at 28-21. From there, it was all Cowboys. BYU's Gifford Nielsen completed 23 of 34 passes for 209 yards and one touchdown, but the Cougars could only roll up 255 yards to Oklahoma State's 402. BYU entered the game with a 9-2 record, while Oklahoma State came in after tying for the Big 8 title. The Cowboys missed out on the Orange Bowl because of the conference tie-breaking formula. Later, the stadium was expanded and the name changed to the Florida Citrus Bowl.

1978 HOLIDAY BOWL

12/22/78 SAN DIEGO, CALIF. (52,500)
NAVY 23, BYU 16

Navy	0	3	7	13	23
Brigham Young	3	6	7	0	16

TEAM STATISTICS NAVY BYU

Rushes-Yards	58-214	33-74
Passing Yards	138	181
Passes	8-14-1	16-34-2

SCORING:

BYU – Johnson 33-yard field goal

NAVY – Tata 40-yard field goal

BYU – Chronister 10-yard pass McMahon (Johnson kick)

BYU – McMahon 2-yard run (Johnson kick)

NAVY – Tolbert 4-yard run (Tata kick)

NAVY – Tata 28-yard field goal

NAVY – McConkey 65-yard pass from Leszczynski (Tata kick)

NAVY – Tata 27-yard field goal

GAME SUMMARY:

The inaugural Holiday Bowl pitted two teams with local drawing power, the Naval Academy and Brigham Young University. Despite chilly temperatures, the two teams engaged in a hard-hitting battle. Defense dominated the first two quarters. Brent Johnson put the Cougars on the scoreboard first with a 33-yard field goal with 8:26 left in the first quarter. But Navy's Bob Tata boomed a 40-yard field goal to tie the score at 3-3. Jim McMahon sent the Cougars ahead with a 10-yard pass to Mike Chronister, but Johnson missed the PAT. McMahon ran another in from two yards out in the third period for a 16-3 BYU lead. Navy cut the lead to 16-10 after three quarters and then tied the game on two field goals in the fourth quarter, but it was a 65-yard pass to Phil McConkey that did the Cougars in. Some 52,500 witnessed the game in person. McConkey was named Best Offensive Player and BYU's Tom Enlow won Best Defensive Player honors. Navy finished the year at 9-3, BYU at 9-4.

1979 HOLIDAY BOWL

12/21/79 SAN DIEGO, CALIF. (52,200)
INDIANA 38, BYU 37

Indiana	14	7	10	7	38
Brigham Young	14	3	17	3	37

TEAM STATISTICS	INDIANA	BYU
Rushes-Yards	59-183	30-140
Passing Yards	171	380
Passes	11-30-1	28-43-3

SCORING:

BYU – Lane 1-yard run (Johnson kick)
 IND – Stephenson 38-yard pass from Clifford (Kellogg kick)
 IND – Clifford 1-yard run (Kellogg kick)
 BYU – Wilson 3-yard run (Johnson kick)
 BYU – Johnson 40-yard field goal
 IND – Clifford 1-yard run (Kellogg kick)
 BYU – Jones 13-yard pass from Wilson (Johnson kick)
 IND – Harkrader 1-yard run (Kellogg kick)
 IND – Kellogg 26-yard field goal
 BYU – Johnson 29-yard field goal
 BYU – Lane 15-yard pass from Wilson (Johnson kick)
 BYU – Johnson 28-yard field goal
 IND – Wilbur 62-yard punt return (Kellogg kick)

GAME SUMMARY:

The 1979 season ended with BYU leading the nation in scoring, passing and total offense. At 11-0, the Cougars were one of the few undefeated, untied teams in the nation. Those kinds of credentials, along with its No. 9 national ranking in the UPI and AP polls made BYU the favorite over the at-large entry, Indiana. The opportunistic Hoosiers played the Cougars tough, holding a 21-17 lead at the half. BYU jumped ahead in the third quarter, 24-21, on a 13-yard pass from All-American Marc Wilson to Homer Jones. The Cougars fell behind, 31-24, but regained the lead at 34-31 on a 15-yard pass to Eric Lane. With 12:14 left to play, BYU padded the lead on the third field goal of the game by Brent Johnson. But midway through the fourth quarter, Indiana's Tim Wilbur returned a punt 62 yards to push the Hoosiers ahead 38-37. With 2:06 remaining, the Cougars moved the ball 69 yards to the Indiana 10. Then, with 11 seconds left, Johnson missed a 27-yard field goal that would have won the game. Wilson was voted the MVP on offense (28 of 43 for 380 yards) and Indiana's Wilbur won the honor for defense. Clay Brown caught nine passes for 142 yards. Lane grabbed nine passes for 79 yards and also scored a rushing touchdown. Jones scored a touchdown and had 126 yards on seven kickoff returns.

1980 HOLIDAY BOWL

12/19/80 SAN DIEGO, CALIF. (50,200)
BYU 46, SOUTHERN METHODIST 45

Brigham Young	7	6	6	27	46
Southern Methodist	19	10	9	7	45

TEAM STATISTICS	SMU	BYU
Rushes-Yards	66-393	24-(-2)
Passing Yards	53	446
Passes	6-11-0	32-49-1

SCORING:

SMU – Dickerson 15-yard run (Garcia kick)
 SMU – James 45-yard run (Garcia kick)
 SMU – Safety
 SMU – Garcia 42-yard field goal
 BYU – Brown 64-yard pass from McMahon (Gunterh kick)
 SMU – James 3-yard pass from McIlhenny (Garcia kick)
 SMU – Garcia 44-yard field goal
 BYU – Sikahema 83-yard punt return (pass failed)
 SMU – Dickerson 1-yard run (pass failed)
 BYU – Brown 13-yard pass from McMahon (pass failed)
 SMU – Garcia 42-yard field goal
 BYU – Phillips 1-yard run (pass failed)
 SMU – James 42-yard run (Garcia kick)
 BYU – Braga 15-yard pass from McMahon (Pass failed)
 BYU – Phillips 1-yard run (pass to Phillips)
 BYU – Brown 41-yard pass from McMahon (Gunterh kick)

GAME SUMMARY:

One observer said the 1980 Holiday Bowl was actually two ball games—a contest which lasted most of four quarters and another of four minutes duration. SMU controlled the “first game,” leaving the Cougars behind 20 points with only minutes remaining. Unfortunately, many fans either turned off their TV sets or left the stadium in San Diego before the “second game” began. In the final four minutes, BYU surged to a stunning 46-45 win. For 56 minutes the Mustangs taught the Cougars a lesson in running the football. The Mustangs' two great running backs, Craig James and Eric Dickerson, rushed for a combined total of 335 yards. With 4:07 remaining in the game, SMU scored to go ahead, 45-25. From there the Cougars connected on a TD pass, recovered an on-side kick, scored on a one-yard run by Scott Phillips, and blocked a punt. Finally, with three seconds left on the clock, Jim McMahon connected on a “Hail Mary” pass of 41 yards to Clay Brown. With the score tied, Kurt Gunther kicked the extra point to send BYU fans streaming onto the field. McMahon was 32 of 49 passes for 446 yards. It may have been the most exciting bowl game ever, with the Cougars getting 21 points in the final 2:33. Ironically, four passes on conversion attempts had failed before McMahon hit Phillips after the next-to-last touchdown to cut a 45-31 deficit to 45-39 and put the Cougars in a position to win the game with one more score. The 50-yard drive was set up when Todd Shell recovered a Brent Johnson on-side-kick at midfield. SMU got the ball back with 1:57 but had to punt. The kick was blocked by defensive back Bill Schoepflin and recovered by the SMU punter, Eric Kaifes, with 13 seconds left. McMahon threw one incomplete pass intended for Brown and another for Lloyd Jones before unleashing the famous pass to Brown in the end zone with no time left on the clock.

1981 HOLIDAY BOWL

12/18/81 SAN DIEGO CALIF. (52,419)
BYU 38, WASHINGTON STATE 36

Brigham Young	7	17	7	7	38
Washington St.	0	7	21	8	36

TEAM STATISTICS	WASH. ST.	BYU
Rushes-Yards	53-245	32-69
Passing Yards	106	368
Passes	8-25-2	28-44-0

SCORING:

BYU – Plater 35-yd pass fr. McMahon (Gunther kick)
 BYU – Hudson 7-yd pass fr. McMahon (Gunther kick)
 WSU – Turner 2-yd run (Leland kick)
 BYU – Gunther 20-yd field goal
 BYU – Hamilton 1-yd run (Gunther kick)
 BYU – Holmoe 35-yd interception return (Gunther kick)
 WSU – Lavomme 18-yd run (Beech pass)
 WSU – Williams 5-yd run (pass failed)
 WSU – Turner 13-yd run (Leland kick)
 BYU – Pettis 11-yd pass fr. McMahon (Gunther kick)
 WSU – Martin 1-yd run (Turner run)

GAME SUMMARY:

The 1981 edition of the Holiday Bowl fit the mold of its predecessors. This time it was the Cougars of BYU versus the Cougars of Washington State, playing before a crowd of 52,419. BYU held a 24-7 lead at halftime, then pushed the score to 31-7 as Tom Holmoe intercepted a pass and returned it 35 yards to give the WAC champions a comfortable edge. As the second half progressed, it appeared BYU would be the come-from-behind victim in this one. With only 59 seconds left in the third quarter, Washington State scored to make it 31-28. But Jim McMahon took over moving BYU 82 yards for a score to stretch the lead to 38-28. Statistically, it was a typical McMahon game, 27 of 43 with no interceptions and three touchdowns. Tight end Gordon Hudson had an excellent game, collecting seven catches for 126 yards and a touchdown. Dan Plater also caught a touchdown pass and Waymon Hamilton scored on the ground. Washington State quarterbacks Clete Casper and Ricky Turner completed only eight passes for 106 yards but Turner had 82 yards rushing while Don LaBomme had 79. Each team scored five touchdowns, so the difference actually came midway through the second quarter when Kurt Gunther connected on a 20-yard field goal after a BYU drive stalled on the Washington State three.

1982 HOLIDAY BOWL

12/17/82 SAN DIEGO CALIF. (52,533)
OHIO STATE 47, BYU 17

Ohio State	3	14	17	13	47
Brigham Young	0	10	0	7	17

TEAM STATISTICS	OHIO ST.	BYU
Rushes-Yards	66-329	18-60
Passing Yards	132	352
Passes	11-19-0	28-46-1

SCORING:

OSU – Spangler 47-yard field goal
 BYU – Balholm 7-yard pass from Young (Gunther kick)
 OSU – Spencer 61-yard run (Spangler kick)
 OSU – Tomzak 3-yard run (Spangler kick)
 BYU – Gunther 39-yard field goal
 OSU – Broadnax 1-yard run (Spangler kick)
 OSU – Spencer 18-yard run (Spangler kick)
 OSU – Spangler 37-yard field goal
 OSU – Gayle 1-yard run (Spangler kick)
 BYU – Hudson 13-yard pass from Young (Gunther kick)
 OSU – Gayle 5-yard run (kick failed)

GAME SUMMARY:

The Cougars had their two-game Holiday Bowl win streak snapped by Ohio State, 47-17. BYU's bubble burst at the outset of the third quarter, when the Buckeyes reeled off 17 unanswered points. Tim Spencer blew through the Cougar defense for 167 yards, including a record-setting 61-yard touchdown run in the second quarter that put Ohio State up, 10-7. Steve Young completed 27 of 45 passes for 341 yards, but BYU had a tough time getting into the end zone. The Cougars turned the ball over to Ohio State three times inside the 30 and saw the Buckeyes convert each turnover into a score. The Cougars took the lead early in the second quarter with a seven-yard strike to Neil Balholm. But Spencer's long gallop and a blocked punt put the Buckeyes up, 17-10, at halftime. Big fullback Vaughn Broadnax scored on the opening drive of the second half, and on the next play, Young was intercepted and Spencer ran 18 yards to put Ohio State in control for good. BYU's only other score came midway through the fourth quarter when Gordon Hudson caught a 13-yard pass. Ohio State quarterback Mike Tomzak had only 132 yards passing and no touchdowns, but his fleet of running backs scored six times on the ground. Ten different BYU players caught passes, led by Hudson with seven receptions for 81 yards and Balholm with 58 yards receiving.

1983 HOLIDAY BOWL

12/23/83 SAN DIEGO, CALIF. (51,480)
BYU 21, MISSOURI 17

Brigham Young	0	7	7	7	21
Missouri	7	3	0	7	17

TEAM STATISTICS	MISSOURI	BYU
Rushes-Yards	64-252	25-42
Passing Yards	86	328
Passes	7-16-2	25-37-3

SCORING:

MO – Drain 2-yard run (Burditt kick)
 BYU – Young 10-yard run (Johnson kick)
 MO – Burditt 37-yard field goal
 BYU – Stinnett 33-yard pass from Young (Johnson kick)
 MO – Drain 2-yard run (Burditt kick)
 BYU – Young 14-yard pass from Stinnett (Johnson kick)

GAME SUMMARY:

Yet another chapter was added to the saga of impossible, thrilling Holiday Bowl finishes when BYU defeated Missouri, 21-17. The game was billed as a classic matchup between Missouri's stubborn defense and BYU's explosive offense, led by quarterback Steve Young. Missouri held BYU to just 167 yards and seven points in the first half, while BYU's defense allowed the Tigers only 157 yards and 10 points. Missouri got its first-half points on a two-yard run by Eric Drain and a 37-yard field goal by Brad Burditt. BYU's touchdown came on a 10-yard quarterback draw by Young. In the second half, Young hit Eddie Stinnett with a 33-yard touchdown pass. Missouri came right back with another two-yard plunge by Drain. A valiant goal-line stand by BYU gave the Cougars the ball on the six-yard-line with 3:57 left in the game. Led by Young, the Cougars moved down the field to the Missouri 15 with under a minute to play. On first-and-10 at the Tigers' 15, Young handed to Stinnett, who faked a sweep right and threw back across the field to Young. The Stinnett pass barely cleared the outstretched hands of Missouri's Bobby Bell allowing Young to gather it in and scramble 15 yards to the end zone. The PAT gave BYU a 21-17 lead with 23 seconds left. Kyle Morrell intercepted a Missouri desperation pass at the BYU two-yard line and returned it to the 17 to seal the win.

1984 HOLIDAY BOWL

12/21/84 SAN DIEGO, CALIF. (61,243)
BYU 24, MICHIGAN 17

Brigham Young	0	10	0	14	24
Michigan	0	7	7	3	17

TEAM STATISTICS	MICHIGAN	BYU
Rushes-Yards	49-120	27-112
Passing Yards	82	371
Passes	7-15-1	35-49-3

SCORING:

BYU – Smith 5-yard run (Johnson kick)
 UM – Rogers 5-yard run (Bergeron kick)
 BYU – Johnson 31-yard field goal
 UM – Perryman 10-yard pass from Zurbrugg (Bergeron kick)
 UM – Bergeron 32-yard field goal
 BYU – Kozlowski 7-yard pass from Bosco (Johnson kick)
 BYU – Smith 13-yard pass from Bosco (Johnson kick)

GAME SUMMARY:

Holiday Bowl VII lived up to all the glamour and excitement of the previous six bowls, plus it had a new dimension--national championship luster--thanks to BYU's undefeated, untied season and No. 1 ranking. The 24-17 Cougar victory marked the first time in years that a non-New Year's Day bowl game determined the national championship. The contest was played in typical Holiday Bowl fashion. After a scoreless first quarter in which Cougar quarterback Robbie Bosco was forced to the sideline with an injured knee and ankle, the game began to develop drama. BYU scored first with 8:37 left in the first half on a five-yard run by Kelly Smith. The touchdown was set up when a limping Bosco returned to the lineup and engineered an 80-yard drive. The Wolverines responded by putting together an 80-yard scoring drive of their own, culminating on Rick Rogers' five-yard touchdown run up the middle. The PAT tied the score at seven. The tie was short-lived however, as a 31-yard field goal by Lee Johnson with time running out in the first half gave BYU a 10-7 lead at the break. Midway through the third period, Michigan went on top for the first time at 14-10 on a 10-yard scoring strike from Bob Zurbrugg to Bob Perryman. The Wolverines added to their lead when Bob Bergeron nailed a 32-yard field goal to make the Michigan lead 17-10 with 14:14 to play. The Cougar offense then produced an 80-yard drive that culminated with a seven-yard Bosco-to-Glen Kozlowski touchdown pass to tie the game at 17 with 10:51 to go. Bosco's 13-yard scoring toss to Smith with 1:23 remaining made it 24-17. Two plays later Marv Allen intercepted a pass to clinch a 13-0 season and the Cougars' first-ever national championship. David Mills finished with 11 catches for 103 yards receiving and Smith had 10 for 88. Lakei Heimuli led BYU with 82 yards rushing while Bob Perryman had 110 for Michigan.

1985 CITRUS BOWL

12/28/85 ORLANDO, FLA. (50,920)
OHIO STATE 10, BYU 7

Ohio State	0	3	7	0	10
Brigham Young	0	7	0	0	7

TEAM STATISTICS	OHIO ST.	BYU
Rushes-Yards	42-133	22-88
Passing Yards	196	261
Passes	19-36-0	26-50-4

SCORING:

OSU – Spangler 47-yard field goal

BYU – Miles 38 yard pass from Bosco (Webster kick)

OSU – Kolic 14 pass interception (Spangler kick)

GAME SUMMARY:

In what promised to be an offensive showdown between pass-happy BYU (11-2) and rough and tumble Ohio State (8-3), two of the nation's top defenses took center stage. In fact, the game's only touchdowns were produced by a noseguard on an interception and a reserve wide receiver on a broken play. Buckeye kicker Rich Spangler tallied the first points of the game with a 47-yard field goal early in the second quarter to give Ohio State a 3-0 lead. BYU attempted to answer with a long drive of its own, only to come away empty after Vai Sikahema fumbled on an apparent touchdown plunge. Before the first half ended, quarterback Robbie Bosco rolled left, whirled right and found wide receiver David Miles on a 38-yard strike to give the Cougars a 7-3 halftime lead. In the second half, Ohio State nose-guard Larry Kolic intercepted Bosco and took it in for a touchdown to give the Buckeyes a 10-7 lead. Leon White and Kyle Whittingham recovered fumbles but Kolic got another interception and Terry White intercepted two in the end zone to stop BYU threats—one with 3:38 to play and again with three seconds left. Ohio State was the benefactor of six Cougar turnovers, and the Buckeyes went home the victor. Mark Bellini had 89 yards receiving while Lakei Heimuli added 10 receptions for 77 yards.

1986 FREEDOM BOWL

12/30/86 ANAHEIM, CALIF. (55,422)
UCLA 31, BYU 10

UCLA	7	0	17	7	31
Brigham Young	3	0	0	7	10

TEAM STATISTICS	UCLA	BYU
Rushes-Yards	49-423	43-73
Passing Yards	95	221
Passes	8-21-1	25-43-3

SCORING:

BYU – Chitty 32-yard field goal

UCLA – Green 3-yard run (Franeck kick)

UCLA – Green 1-yard run (Franeck kick)

UCLA – Franeck 49-yard field goal

UCLA – Green 79-yard run (Franeck kick)

UCLA – Dorrell 13-yard pass from Green (Franeck kick)

BYU – Hansen 3-yard run (Chitty kick)

GAME SUMMARY:

Although BYU failed to win the WAC title, the Cougars kept alive an impressive streak of nine bowl appearances in a row by being invited to the third annual Freedom Bowl. There they met familiar foe UCLA. The two teams had met in 1985 when the Bruins came from behind to win a tough game in Provo, 27-24. The Freedom Bowl, however, proved different as UCLA outstanding running back Gaston Green broke open a close game in the third quarter and the Bruins went on to win 31-10. Green finished with 266 yards on 33 carries. The first half was all defense as the two teams punted nine times in the first 30 minutes. BYU struck first when linebacker Andy Katoa recovered a UCLA fumble at the Bruin 47 and Leonard Chitty put the Cougars ahead 3-0 with a 32-yard field goal. UCLA stormed ahead to stay with a 71-yard touchdown drive highlighted by a 49-yard run on a reverse by Bruin receiver Karl Dorrell. From then on, it was UCLA most of the way. Cougar quarterbacks Bob Jensen and Mike Young managed to pass for over 200 yards, but UCLA and Green did most of the damage. Costly injuries to standouts Mark Bellini and Katoa hindered the Cougar effort, but Outland Trophy winner Jason Buck turned in another strong effort.

1987 ALL-AMERICAN BOWL

12/22/87 BIRMINGHAM, ALA. (37,000)
VIRGINIA 22, BYU 16

Virginia	7	7	0	8	22
Brigham Young	3	0	6	7	16

TEAM STATISTICS	VIRGINIA	BYU
Rushes-Yards	4-187	26-95
Passing Yards	162	394
Passes	10-19-2	37-61-1

SCORING:

BYU – Chitty 20-yard field goal

UVA – Secules 2-yd run (Inderlied kick)

UVA – Morgan 25-yd run (Inderlied kick)

BYU – Whittingham 8-yd run (pass failed)

UVA – Ford 22-yd pass from Secules (Wilson pass)

BYU – Whittingham 1-yd pass from Covey (Chitty kick)

GAME SUMMARY:

The 11th annual All-American Bowl began with temperatures in the 40s and BYU never warmed up. The Cougars' 10th consecutive bowl appearance included several records, but BYU lost 22-16 in its first-ever meeting with Virginia. Sean Covey attempted 61 passes, David Miles had 188 yards in receptions and Pat Thompson only punted once, but BYU fell short several times. Darren Handley, BYU's leading receiver, dropped a touchdown pass in the first quarter before BYU settled for a 20-yard field goal by Leonard Chitty. However, Chitty, who set a season best for field goals (18) and consecutive PATs (29), missed from 51 and 47 yards as Virginia took a 14-3 lead into the intermission. BYU got to the Virginia two-yard-line midway through the third quarter only to have a fourth-down pass tipped away. Later, Freddie Whittingham scampered eight yards to cut the lead to 14-9 at the end of the third quarter. Virginia, led by quarterback Scott Secules, the game's MVP, made a crucial 76-yard drive to go ahead 22-9 with 11 minutes left. Then, BYU went the same distance to score on a one-yard pass to Whittingham with seven minutes remaining. But that was as close as the Cougars would get. Ironically, nine years earlier on the same date Virginia coach George Welsh was head coach of Navy, which beat BYU 23-16 in the inaugural Holiday Bowl.

1988 FREEDOM BOWL

12/29/88 ANAHEIM, CALIF. (35,941)
BYU 20, COLORADO 17

Brigham Young	7	0	7	6	20
Colorado	7	7	0	3	17

TEAM STATISTICS	COL	BYU
Rushes-Yards	60-273	42-152
Passing Yards	64	168
Passes	5-16-2	15-27-1

SCORING:

COL – Bieniemy 1-yard run (Blottiaux kick)
 BYU – Salido 19-yard pass from Covey (Chaffetz kick)
 COL – Bieniemy 1-yard run (Blottiaux kick)
 BYU – Cutler 14-yard pass from Detmer (Chaffetz kick)
 COL – Blottiaux 19-yard field goal
 BYU – Chaffetz 31-yard field goal
 BYU – Chaffetz 35-yard field goal

GAME SUMMARY:

A star was born in the fifth annual Freedom Bowl when Ty Detmer came off the bench to earn MVP honors while leading the Cougars to an upset victory over Colorado. Cool weather didn't hamper diminutive Eric Bieniemy, who rushed 33 times for 144 yards and two touchdowns. But his heroics couldn't offset Detmer's 11 for 17 and 129 yards in the second half. Scott Peterson made an interception to set up the game-winning field goal. It was an exciting contest for the 35,941 fans (49,694 tickets were sold) in attendance. A fumble at midfield led to the Buffaloes' first score, before Sean Covey found Mike Salido to tie the score. An interception in the end zone stopped a BYU drive early in the second quarter as the Cougars trailed at the half, 14-7. A Detmer to Chuck Cutler pass tied the game in the third quarter but Colorado took a 17-14 lead early in the final quarter. BYU then moved from its own four to the Buffalo 14 and tied the game with 4:11 left on a 31-yarder by Chaffetz. Three plays later, Peterson's interception and a 15-yard penalty put the ball at the Colorado 32. With 2:33 left, Chaffetz booted a 35-yarder for the victory. Halfback Matt Bellini carried eight times for 78 yards and caught four passes for 41 yards.

1989 HOLIDAY BOWL

12/29/89 SAN DIEGO, CALIF. (61,113)
PENN STATE 50, BYU 39

Penn State	3	9	17	21	50
Brigham Young	3	10	13	13	39

TEAM STATISTICS	PENN. ST.	BYU
Rushes-Yards	54-249	23-75
Passing Yards	215	576
Passes	11-21-14	2-59-2

SCORING:

PSU – Tarasi 30-yard field goal
 BYU – Chaffetz 20-yard field goal
 PSU – Smith 24-yard pass from Sacca (kick failed)
 BYU – Detmer 1-yard run (Chaffetz kick)
 PSU – Tarasi 36-yard field goal
 BYU – Chaffetz 22-yard field goal
 PSU – Tarasi 51-yard field goal
 PSU – Thompson 16-yard run (Tarasi kick)
 BYU – Detmer 1-yard run (kick failed)
 PSU – Thompson 14-yard run (Tarasi kick)
 BYU – Boyce 12-yard pass from Detmer (Chaffetz kick)
 PSU – Thomas 7-yard run (run failed)
 PSU – Daniels 52-yard pass from Sacca (pass failed)
 BYU – Whittingham 10-yard run (Chaffetz kick)
 BYU – Nyberg 3-yard pass from Detmer (pass failed)
 PSU – Collins 2-point conversion int. return
 PSU – Brown 53 fumble return (kick)

GAME SUMMARY:

Two unusual plays late in the game kept BYU from downing Penn State and offset 576 yards passing by Ty Detmer—the highest total ever in a bowl game. For his effort, and thanks to blocking from Outland Trophy winner Mohammed Elewonibi, Detmer had the rare privilege of sharing MVP honors despite playing on the losing team. BYU trailed 41-26 with nine and a half minutes remaining and scored twice to cut the lead to 41-39 with 2:30 to play. The Cougars went for a two-point conversion to tie the game, but Detmer's pass was intercepted in the end zone by Penn State linebacker Andre Collins and returned 102 yards for two points. Down 43-39, the Cougars, led by Bob Davis, forced the Lions to punt, giving BYU the ball on its own 12 with two minutes left. Passes to Brent Nyberg, Matt Bellini, Chris Smith and Andy Boyce moved the ball to the Penn State 38 with a minute left to play. Then, what appeared to be a sack by Penn State safety Gary Brown turned into a score for the Nitanny Lions. Brown stripped the ball from Detmer at the Penn State 47 and raced 53 yards for the score. Penn State finished the season ranked 14th by UPI and 15th by AP and CNN/USA Today. BYU was 18th in the UPI poll and 22nd in the others.

1990 HOLIDAY BOWL

12/29/90 SAN DIEGO, CALIF. (61,441)
TEXAS A&M 65, BYU 14

Texas A&M	14	23	7	21	65
Brigham Young	7	0	7	0	14

TEAM STATISTICS	TEXAS A&M	BYU
Rushes-Yards	64-356	21-(-)12
Passing Yards	324	197
Passes	16-18-0	15-32-1

SCORING:

TAM – R. Wilson 1-yard run (Talbot kick)
 BYU – C. Smith 8-yard pass from Detmer (kick)
 TAM – D. Lewis 6-yard run (Talbot kick)
 TAM – Richardson 6-yard run (kick)
 TAM – Safety
 TAM – Richardson 22 pass from D. Lewis (kick)
 TAM – Garrett 6-yard pass from Richardson (Talbot kick)
 BYU – Clark 1-yard pass from Evans (kick)
 TAM – Richardson 27-yard run (kick)
 TAM – D. Lewis 3-yard run (Talbot kick)
 TAM – Paterson 14-yard pass from Pavlas (kick)
 TAM – Kahl 9-yard pass from Pavlas (Talbot kick)

GAME SUMMARY:

Led by quarterback Bucky Richardson and All-America running back Darren Lewis, underdog Texas A&M was out to show it belonged among the nation's elite. The Cougars entered the game beat up. Defensive backs Tony Crutchfield and Norm Dixon weren't able to suit up and Heisman Trophy winner Ty Detmer was playing with a slight separation in his non-throwing shoulder. The second-largest Holiday Bowl crowd ever (61,441) watched the Aggies march 80 yards in 13 plays to take a 7-0 lead. The Cougars tied the score on an eight-yard Detmer-to-Chris Smith touchdown pass, but after that, the game was all Texas A&M. The Aggies went on to score 23 points in the second quarter en route to a 37-7 half-time lead. With the game out of hand, the big story was William Thomas' crunching sack that separated Detmer's throwing shoulder and put him out of the game early in the third quarter. The Aggies continued to dominate by racking up nearly 200 yards rushing in the second half. Texas A&M's Richardson would go on to be named Offensive Player of the Game by piling up 344 yards in total offense. Thomas was named the top defensive player. BYU finished the season ranked 17th by UPI, 20th by CNN/USA Today and 22nd by AP. BYU had been as high as fourth prior to its first loss.

1991 HOLIDAY BOWL

12/30/91 SAN DIEGO, CALIF. (60,646)
BYU 13, IOWA 13

Brigham Young	0	6	0	7	13
Iowa	6	7	0	0	13

TEAM STATISTICS	IOWA	BYU
Rushes-Yards	33-125	33-80
Passing Yards	221	350
Passes	19-28-1	29-44-1

SCORING:

Iowa – Saunders 13-yard run (kick failed)
Iowa – Saunders 5-yard run (Skilleck kick)
BYU – Tuipulotu 9-yard pass from Detmer (kick failed)
BYU – Anderson 26-yard pass from Detmer (kick)

GAME SUMMARY:

A tipped pass that was picked off in the end zone with less than 30 seconds remaining stifled BYU's hopes of knocking off seventh-ranked Iowa in the 14th annual Holiday Bowl. Ty Detmer turned in another great performance in his last appearance as a Cougar, passing for 350 yards and two touchdowns against a team that led the Big 10 in defense and sacks. Quarterback Matt Rodgers led Iowa on a 74-yard scoring march on the game's opening drive. The Hawkeyes also scored on another long drive in the second quarter. Down 13-0, BYU finally got things rolling. Starting on the BYU 22, Detmer connected on five of six passes to move the Cougars to the Iowa nine. From there, he found fullback Peter Tuipulotu for the touchdown. The PAT failed and the halftime score was 13-6. BYU opened the fourth with an 87-yard drive that culminated with a Detmer-to-Tyler Anderson touchdown from 29 yards out. Earl Kauffman connected on the PAT to tie the score at 13. Each team threatened to score late in the fourth quarter. Iowa missed a 40-yard field goal with 4:19 left. On the game's final drive the Cougars moved inside the Iowa 20 with 33 seconds left to play, but Detmer's pass to tight end Byron Rex was tipped and picked off by Hawkeye safety Carlos James in the end zone to preserve the tie. Josh Arnold of BYU earned defensive MVP honors as BYU finished the season ranked 23rd in the AP and CNN/USA Today polls. Iowa was 10th in both polls.

1992 ALOHA BOWL

12/25/92 HONOLULU, HAWAII (42,933)
KANSAS 23, BYU 20

Kansas	9	3	0	11	23
Brigham Young	7	7	6	0	20

TEAM STATISTICS	KANSAS	BYU
Rushes-Yards	49-172	32-142
Passing Yards	200	262
Passes	12-24-0	15-31-1

SCORING:

BYU – Heimuli 94-yard kickoff return (Lauder kick)
KU – Harris 74-yard pass from Gay (Eichloff kick)
KU – Safety, Stubblefield
BYU – Willis 29-yard run (Lauder kick)
KU – Eichloff 42-yard field goal
BYU – Sterling 10-yard pass from Young (pass failed)
KU – Hilleary 1-yard run (Hilleary run)
KU – Eichloff 48-yard field goal

GAME SUMMARY:

Kansas kicker Dan Eichloff booted a 48-yard field goal with 2:57 left to play, giving the Jayhawks a victory over BYU, the WAC tri-champion. Tom Young, who completed 15 of 31 passes for 262 yards in his first varsity start, was named Most Valuable Player for BYU. Tackle Dana Stubblefield, who had three of the six sacks on Young, won the honor for Kansas. Young had been pressed into action when Ryan Hancock suffered knee ligament damage against Utah in the final regular-season game. The Cougars took an early lead when Hema Heimuli scrambled 94 yards on the opening kickoff for a score. Kansas tied the game two plays later when wide receiver Matt Gay threw a 74-yard touchdown pass to tight end Rodney Harris. BYU took a 14-9 lead in the second quarter when Jamal Willis ran 29 yards for a score. Eichloff then cut the halftime score to 14-12 with a 42-yard field goal. But the kicking game would prove the downfall as the Cougars missed a 36-yard field goal in the first quarter as well as a 31-yarder and misplayed an extra point attempt in the third quarter. Young threw 10 yards to Otis Sterling for the only score of the third quarter. Kansas quarterback Chip Hilleary then tied the game by directing a 75-yard drive in a minute and a half, scoring the touchdown and then running for a two-point conversion.

1993 HOLIDAY BOWL

12/30/93 SAN DIEGO, CALIF. (52,108)
OHIO STATE 28, BYU 21

Ohio State	14	7	7	0	28
Brigham Young	7	14	0	0	21

TEAM STATISTICS	OHIO ST.	BYU
Rushes-Yards	56-330	26-50
Passing Yards	61	389
Passes	6-13-0	25-44-1

SCORING:

OSU – Patillo 4-yard punt return
BYU – Willis 27-yard pass from Walsh (Herrick kick)
OSU – Harris 2-yard run (Williams kick)
OSU – Harris 2-yard run (Williams kick)
BYU – Lewis 8-yard pass from Walsh (Herrick kick)
BYU – Doman 27-yard pass from Walsh (Herrick kick)
OSU – Harris 1-yard run (Williams kick)

GAME SUMMARY:

The Cougars took Big 10 Co-Champion Ohio State to the wire at the 16th annual Holiday Bowl and came up just short. BYU had four downs and 32 seconds to tie or win the game from the OSU six-yard line, but four straight John Walsh passes into the end zone fell to the ground and OSU slipped away with the win. BYU got to the Ohio State six, 14, 22-yard lines in the second half without scoring. Meanwhile, Raymont Harris, OSU's senior halfback, battered the BYU defense all night long, scoring three touchdowns on his way to a record 235 yards rushing. Despite Harris' rushing, the Cougars managed to go into the halftime break tied at 21. Chad Lewis made a spectacular one-handed touchdown grab in the corner of the end zone to bail the Cougars out of a fourth-and-eight situation. After Harris' short touchdown run late in the third, BYU and OSU traded possessions until late into the fourth quarter. After forcing a rare Buckeye punt, BYU got the ball back on its own 42 with 43 seconds left. On first down, Walsh hooked up with senior co-captain Eric Drage who ran away from Buckeye defenders and advanced the ball 52 yards to the OSU six-yard line. Walsh had 389 yards and fullback Kalin Hall rushed for 42 yards on 11 carries. Tyler Anderson returned five kicks for 145 yards, including an exciting 45-yarder. Harris and Walsh shared MVP honors.

1994 COPPER BOWL

12/29/94 TUCSON, ARIZ. (45,122)
BYU 31, OKLAHOMA 6

Brigham Young	7	10	7	7	31
Oklahoma	0	0	0	6	6

TEAM STATISTICS OKLAHOMA

Rushes-Yards	33-72	33-71
Passing Yards	163	485
Passes	13-30-1	32-46-0

SCORING:

BYU – Doman 7-yard pass from Walsh (Lauder kick)

BYU – Lauder 22-yard field goal

BYU – Johnston 25-yard pass from Walsh (Lauder kick)

BYU – Johnston 4-yard pass from Walsh (Lauder kick)

OK – Moore 2-yard run (Kick failed)

BYU – Doman 28-yard pass from Walsh (Lauder kick)

GAME SUMMARY:

BYU fans celebrated the New Year early as the Cougars dominated Oklahoma and ended its five-year winning drought in bowl games. Quarterback John Walsh and the offense clicked on all cylinders and the Cougars' defense was dominating throughout the ESPN telecast. Walsh threw a seven-yard TD pass to Bryce Doman in the first quarter and had a 25-yard pass to Mike Johnston in the second quarter. A four-yard scoring pass to Johnston in the third quarter and a 28-yard touchdown pass to Doman in the fourth quarter vaulted Walsh's stats to 454 yards and four touchdowns on 31 of 45 passes with no interceptions against the Sooner defense which had held national champion Nebraska to 13 points. BYU's defense was dominating as it held Oklahoma to just 72 yards rushing and 163 yards passing—most of those in the last quarter. The Sooners did not cross midfield until their ninth possession on the second-to-last play of the third quarter. Jamal Willis caught seven passes for 103 yards and was chosen Offensive Player of the Game. Walsh was named MVP in what would be his final game at BYU. BYU finished 10th in the CNN/USA Today poll and 18th in the Associated Press poll.

1996 COTTON BOWL

1/1/97 DALLAS, TEXAS (71,928)
BYU 19, KANSAS STATE 15

Brigham Young	5	0	0	14	19
Kansas State	0	8	7	0	15

TEAM STATISTICS KANSAS ST.

Rushes-Yards	32-41	36-59
Passing Yards	233	291
Passes	14-28-2	21-36-1

SCORING:

BYU – Muirbrook safety

BYU – Pochman 39-yard field goal

KSU – Anderson 41-yard pass from Kavanagh (Lawrence run)

KSU – Lockett 72-yard pass from Kavanagh (Rheem kick)

BYU – Dye 32-yard pass from Sarkisian (Pochman kick)

BYU – Kealaluhi 28-yard pass from Sarkisian (Pochman kick)

GAME SUMMARY:

BYU assumed the nation's longest winning streak with a come-from-behind 19-15 victory in the 61st annual Cotton Bowl. It was the first New Year's Day appearance for both 14th-ranked Kansas State and fifth-ranked BYU. More than 40,000-purple clad Kansas State supporters out-numbered the 15,000 Cougar patrons as 71,928 fans filled the Cotton Bowl. BYU got on the board first with a safety, then turned the ensuing punt into a field goal to lead 5-0 in the first quarter. The safety came when linebacker Shay Muirbrook, the game's defensive MVP, collected one of his six sacks. Kansas State took a half-time lead with a 41-yard "Hail Mary" pass and a successful two-point conversion with no time left on the clock. The Wildcats increased the lead to 15-5 in the third quarter when offensive co-MVP Kevin Lockett caught a 72-yard TD. Fueled by consecutive controversial interference no-calls, quarterback Steve Sarkisian engineered two fourth-quarter drives capped by touchdown passes of 32-yards to James Dye and 28-yards to K.O. Kealaluhi. Sarkisian, an offensive co-MVP, completed 21 passes to tie a Cotton Bowl record held by Roger Staubach of Navy. KSU drove the length of the field before Cougar cornerback Omarr Morgan juggled an interception from a Wildcat slant pattern at the 12 yard line to secure the game.



1998 LIBERTY BOWL12/21/98 MEMPHIS, TENN. (52,192)
TULANE 41, BYU 27

Brigham Young	6	0	0	21	27
Tulane	10	10	14	7	41

TEAM STATISTICS TULANE

Rushes-Yards	41-252	25-54
Passing Yards	276	267
Passes	23-38-0	27-44-1

SCORING:

BYU – Horton 11-yard pass from Feterik (kick failed)

TUL – Palazzo 31-yard field goal

TUL – Jordan 79-yard interception return (Palazzo kick)

TUL – King 3-yard run (Palazzo kick)

TUL – Palazzo 23-yard field goal

TUL – Cook 60-yard pass from King (Palazzo kick)

TUL – Dartez 13-yard pass from King (Palazzo kick)

BYU – Cupp 3-yard run (Pochman kick)

TUL – Converse 5-yard run (Palazzo kick)

BYU – Cupp 18-yard pass from Feterik (Pochman kick)

BYU – Mahe 3-yard run (Pochman kick)

GAME SUMMARY:

In BYU's first ever appearance at the Liberty Bowl, the Cougars ran into tenth-ranked Tulane that entered the New Year's Eve game with a perfect season record. The Cougars struck first on an 11-yard pass from Kevin Feterik to receiver Ben Horton. Tulane would score 20 unanswered points in the first half. With just 41 seconds remaining in the half, BYU looked to put an end to the Green Wave momentum, but came up short as Feterik was sacked by Phil Henderson for a 10-yard loss to end the half. Things didn't get much better for the Cougars in the second half, as Tulane scored its third touchdown of the game on the opening drive of the half. On its next possession, the Green Wave would strike again on a 13-yard pass from King to Jamaican Dartez to give Tulane a 34-6 lead with just over seven minutes remaining in the third quarter. On its first drive of the final period, BYU scored for the first time since the 8:49 mark in the first half on an Aaron Cupp three-yard run. Trailing by 28 midway through the fourth quarter, BYU finally crossed the Tulane 20-yard line for the first time since the first half and went on to score 14 unanswered points before time expired.

1999 MOTOR CITY BOWL12/27/99 DETROIT, MICH. (44,863)
MARSHALL 21, BYU 3

Brigham Young	3	0	0	0	3
Marshall	0	7	7	7	21

TEAM STATISTICS MARSHALL

Rushes-Yards	31-147	30-(-16)
Passing Yards	207	220
Passes	17-28-1	16-29-2

SCORING:

BYU – Pochman 28-yard field goal

MU – Chapman 30-yard pass

Pennington (Malashevich kick)

MU – Chapman 87-yard run (Malashevich kick)

MU – Chapman 1-yard run (Malashevich kick)

GAME SUMMARY:

BYU squared off against Marshall in the first meeting between the two schools at the Cougars' first-ever appearance in the third annual Motor City Bowl. The Cougars scored first on a field goal by Owen Pochman with 1:58 remaining in the first quarter. That score was set up by a pair of 20-plus yard receptions by Donny Atuaia and Jonathan Pittman. In the second quarter, Marshall drove the ball down to the BYU five-yard line, but failed to convert as a 22-yard field goal attempt by Billy Malashevich missed wide to the right. On the Herd's next possession, Chad Pennington put Marshall on the board with a 30-yard touchdown pass to Doug Chapman. On BYU's ensuing drive, Feterik connected with Margin Hooks for a 67-yard pass play that took the Cougars all the way to the nine-yard line. However, the Cougars couldn't capitalize inside the red zone and Feterik suffered a collarbone injury off a blind-side corner blitz. Pochman, who had connected on 18 of 25 attempts in the regular season, missed wide left on his field goal attempt. Feterik attempted to play in the second half, but left the game midway in the third quarter when freshman Bret Engemann took the QB controls. Just before the end of the third quarter, Marshall struck a big play when Chapman rushed 87 yards for a touchdown. To cap off his MVP performance, Chapman scored Marshall's final touchdown. The Cougars missed a final chance to score when Brian Gray had a clear path to the end zone, but dropped a sure interception.

2001 LIBERTY BOWL12/31/01 MEMPHIS, TENN. (58,968)
LOUISVILLE 28, BYU 10

Louisville	7	7	7	7	28
Brigham Young	0	7	3	0	10

TEAM STATISTICS LOUISVILLE

Rushes-Yards	37-58	32-84
Passing Yards	228	192
Passes	19-28-1	8-38-3

SCORING:

LOU – Miller 1-yard run (Smith kick)

BYU – Rykert 10-yard run (Payne kick)

LOU – Mattingly 1-yard pass from Ragone (Smith kick)

BYU – Payne 29-yard field goal

LOU – Branch 34-yard pass from Ragone (Smith kick)

LOU – Ghent 27-yard pass from Ragone (Smith kick)

GAME SUMMARY:

The champions of the MWC faced Louisville, the champions of Conference USA. The Cardinals, led by quarterback Dave Ragone, took an early lead, scoring on a one-yard dive by Henry Miller that was set up by Zek Parker's 70-yard return on the opening kickoff. Midway through the second quarter the Cougar offense came alive, driving to the Louisville 10-yard line. Quarterback Brandon Doman dropped back and rolled right as if to pass, then turned to his left and threw the ball to Dustin Rykert on a tackle-eligible play. All 6-foot-7, 305 pounds of offensive tackle outran the Cardinal defense to the corner and rumbled 10 yards to the end zone to tie the game 7-7. Louisville just managed to take a 14-7 lead into the break, scoring with only 14 seconds left. Louisville contained the Cougar attack for the remainder of the game while reaching the end zone two more times. Although Louisville went on to win 28-10, BYU's defense played one of its best games of the season, holding the Cardinals' high-powered offense to 228 yards passing and only 58 yards rushing.

2005 LAS VEGAS BOWL

12/22/05 LAS VEGAS, NEV. (40,053)
CAL 35, BYU 28

Cal	7	14	14	0	35
Brigham Young	0	14	0	14	28

TEAM STATISTICS	CAL	BYU
Rushes-Yards	43-241	27-94
Passing Yards	228	352
Passes	16-23-0	35-53-2

SCORING:

CAL – Lynch 3-yard run (Scheider kick)
 BYU – C. Brown 19-yard pass from Beck (McLaughlin kick)
 CAL – Lynch 23-yard run (Scheider kick)
 BYU – Tahi 3-yard run (McLaughlin kick)
 CAL – Jackson 42-yard pass Levy (Scheider kick)
 CAL – Lynch 35-yard run (Scheider kick)
 CAL – Jackson 22-yard pass Levy (Scheider kick)
 BYU – Harline 14-yard pass from Beck (McLaughlin kick)
 BYU – Watkins 9-yard pass from Beck (McLaughlin kick)

GAME SUMMARY:

Trailing 35-14 in the fourth quarter, BYU stormed back with two touchdowns and had the ball with 2:20 remaining, but John Beck was intercepted after he was hit when releasing the ball, ending the Cougars' comeback hopes. Beck had a record-setting performance, completing 35-of-53 attempts for 352 yards and three touchdowns. The 35 completions, 53 attempts and 352 yards were all Las Vegas Bowl records. Nathan Meikle caught a game-high 12 passes for 95 yards while Jonny Harline had seven receptions for 73 yards and one score and Todd Watkins added five catches for 95 yards and a touchdown. BYU fell behind 7-0 in the first quarter but scored early in the second when Beck found Curtis Brown for a 19-yard touchdown pass. California scored again but Fahu Tahi scored on a three-yard run to tie the game at 14 with 38 seconds left in the second quarter. The Golden Bears struck again before the half, going 58 yards in 27 seconds to take a 21-14 lead into the locker room. In the fourth, Beck engineered a 74-yard drive that ended with Harline scoring and then a 96-yard drive that ended with Watkins catching a nine-yard touchdown pass from Beck. California's ensuing drive ended with a missed field goal and the Cougars had a chance to tie but the drive ended on Beck's interception.

2006 LAS VEGAS BOWL

12/21/06 LAS VEGAS, NEV. (44,615)
BYU 38, OREGON 8

BYU	0	17	7	14	38
Oregon	0	0	0	8	8

TEAM STATISTICS	OREGON	BYU
Rushes-Yards	30-94	31-173
Passing Yards	166	375
Passes	16-34-2	28-47-2

SCORING:

BYU – McLaughlin 24-yard field goal
 BYU – Brown 6-yard run (McLaughlin kick)
 BYU – Harline 41-yard pass from Beck (McLaughlin kick)
 BYU – Brown 4-yard run (kick)
 BYU – Beck 13-yard run (kick)
 ORE – Pysinger 47-yard pass from Dixon (2 pt.)
 BYU – Tonga 17-yard pass from Beck (McLaughlin kick)

GAME SUMMARY:

The 2006 BYU championship run ended with a Pioneer PureVision Las Vegas Bowl championship as the Cougars (11-2) dominated Oregon (7-6), 38-8, to finish the season with a 10-game winning streak in front of a Sam Boyd Stadium record crowd of 44,615. The Mountain West Conference champion BYU team set a school record for margin of victory in a bowl game, beating the Ducks by 30 points. Previously, the largest margin of victory for a BYU team in a bowl game was a 25-point defeat of Oklahoma in the 1994 Copper Bowl. BYU dominated all facets of the game, out-gaining Oregon 548 total yards to 260 total yards. BYU passed for 375 compared to Oregon's 166 and rushed for 173 compared to the Ducks 94. BYU seniors John Beck, Jonny Harline and Curtis Brown finished their careers in style. Beck completed 28-of-46 passes for 375 yards and two touchdowns. Harline, who was named Pioneer PureVision Las Vegas Bowl MVP, caught nine passes for a career-best--and Pioneer PureVision Las Vegas Bowl record--181 yards and a touchdown. Brown had 17 carries for 120 yards and two touchdowns and also caught seven passes for 55 yards. Brown also became the first BYU runner to rush for over 1,000 yards in consecutive seasons. Beck and Brown became the first quarterback/running back combo to pass for 3,000 yards and rush for 1,000 in the same season twice.

2007 LAS VEGAS BOWL

12/22/07 LAS VEGAS, NEV. (40,712)
BYU 17, UCLA 16

UCLA	3	10	0	3	16
BYU	3	14	0	0	17

TEAM STATISTICS	UCLA	BYU
Rushes-Yards	47-162	28-34
Passing Yards	154	231
Passes	11-29-1	21-35-0

SCORING:

UCLA – Forbath 22-yard field goal
 BYU – Payne 29-yard field goal
 BYU – Collie 14-yard pass from Hall (Payne kick)
 UCLA – Forbath 52-yard field goal
 BYU – Reed 13-yd pass from Hall (Paybe kick)
 UCLA – Breazell 4-yard pass Bethel-Thomp. (Forbath kick)
 UCLA – Forbath 50-yard field goal

GAME SUMMARY:

No. 17 BYU (11-2) won its second consecutive Las Vegas Bowl, 17-16, against UCLA (6-7) in dramatic fashion -- by blocking the Bruins' potential game-winning field goal attempt as time expired. With only three ticks on the clock, true freshman Eathyn Manumaleuna extended his right hand at the right time to block UCLA's potential game-winning, 28-yard field goal as time expired to create what will be known as one of the most memorable bowl finishes in BYU football history. The victory also avenged an early-season loss to the Bruins -- one of only two losses the Cougars suffered during the season. The Cougars, who finished the 2007 season on a 10-game winning streak, were led by sophomores Max Hall and Austin Collie. Hall threw 21-35 for 231 yards and two touchdowns. Sophomore receiver Austin Collie was named the 2007 Pioneer Las Vegas Bowl Most Valuable Player after racking up a game-high 107 yards on six receptions. Collie's 14-yard touchdown reception from Max Hall with 10:32 left in the second quarter gave the Cougars a 10-3 advantage. He was also credited with a game-high 195 all-purpose yards, including three kick returns for a total of 88 yards. The win marked the first time BYU had won back-to-back bowl games since the 1994 Copper Bowl and the 1996 Cotton Bowl. The win over UCLA extended the Cougars' win streak to 10 straight games, which marked the nation's longest active winning streak.

**2008 LAS VEGAS BOWL**

12/20/08 LAS VEGAS, NEV. (40,047)
ARIZONA 31, BYU 21

BYU 0 7 7 7 21
ARIZONA 7 3 14 7 31

TEAM STATISTICS

	BYU	ARIZONA
Rushes-Yards	32-116	28-91
Passing Yards	328	325
Passes	30-46-1	24-35-0

SCORING:

ARIZ – Grigsby 1-yard run (Bondzio kick)
ARIZ – Bondzio 31-yard field goal
BYU – Unga 1-yard run (Payne kick)
BYU – George 1-yard pass from Hall (Payne kick)
ARIZ – Dean 37-yard pass from Tuitama (Bondzio kick)
ARIZ – Gronkowski 24-yard pass from Tuitama (Bondzio kick)
ARIZ – Tuitama 6-yard run (Bondzio kick)
BYU – Hall 1-yard run (Payne kick)

GAME SUMMARY:

BYU totaled 444 yards of total offense compared to Arizona's 416, but the No. 16 Cougars fell short of their third-straight bowl victory, falling 31-21 to the Arizona Wildcats in the 2008 Pioneer Las Vegas Bowl at Sam Boyd Stadium on Dec. 20. Trailing late in the game, BYU put pressure on Arizona with a comeback attempt when the Cougars followed a touchdown with a successful on-side kick. Wide receiver O'Neill Chambers recovered the ball for BYU, but the ensuing field-goal attempt hit the upright and left the Wildcats with a two-possession lead, enough to hold on for the win. Austin Collie continued to set BYU records in career receptions (215) and single-season receptions (106). The All-American receiver also tied an NCAA single-season record held with Texas Tech's Michael Crabtree with his 11th consecutive 100-yard receiving game. BYU quarterback Max Hall completed 30-of-46 passes for 328 yards and one touchdown pass. The Cougars finished the year 10-3 while the Wildcats improved to 8-5. BYU was one of only seven programs in the nation to win 10 or more games each year from 2006-2008. The Cougars last accomplished the feat from 1983-85.

2009 LAS VEGAS BOWL

12/22/09 LAS VEGAS, NEV. (40,047)
BYU 44, OREGON STATE 20

OREGON ST 7 0 0 13 20
BYU 14 9 7 14 44

TEAM STATISTICS

	BYU	OREGON
Rushes-Yards	35-116	27-88
Passing Yards	192	217
Passes	19-30-0	22-47-1

SCORING:

OSU – Canfield 1-yard run (Kahut kick)
BYU – Unga 1-yard run (Payne kick)
BYU – Bauman 34-yard fumble return (Payne kick)
BYU – Payne 28-yard field goal
BYU – Ashworth 25-yard pass from Hall
BYU – Pitta 17-yard pass from Hall (Payne kick)
BYU – Tonga 15-yard pass Hall (Payne kick)
OSU – Rodgers 1-yard run
BYU – Tonga 18-yard run (Payne kick)
OSU – Adeniji 31-yard pass from Katz (Kahut kick)

GAME SUMMARY:

The No. 14 BYU Cougars defeated the Pac-10 second-place Beavers 44-20 at the MAACO Bowl Las Vegas. It was the first-ever Las Vegas Bowl matchup pitting two top-20 teams. BYU's senior class anchored the win as quarterback Max Hall earned MVP honors throwing for 192 yards and three touchdowns. Manase Tonga contributed two touchdowns, while senior tight ends Andrew George and Dennis Pitta led all receivers with 46 and 45 yards, respectively. Defensively, senior linebacker Matt Bauman recovered a key fumble, returning it 34 yards for a touchdown. The score marked the first fumble recovery for a touchdown in BYU bowl history. Fellow team captain Scott Johnson intercepted an Oregon State pass in the fourth quarter and returned it 56 yards to set up BYU's final touchdown of the game. BYU and Oregon State met for the first time in a bowl game and for the first contest since BYU head coach Bronco Mendenhall played for the Beavers in 1986. Wind gusts of 55 mph created some havoc for the passing and kicking games. BYU punter Riley Stephenson kicked a 60-yard low liner with the wind that was the longest kick of his career and tied a BYU bowl record.

2010 NEW MEXICO BOWL

12/18/10 ALBUQUERQUE, N.M. (32,424)
BYU 52, UTEP 24

BYU 17 14 14 7 52
UTEP 3 7 7 7 24

TEAM STATISTICS

	BYU	UTEP
Rushes-Yards	50-219	22-(-12)
Passing Yards	295	245
Passes	36-26-2	33-14-3

SCORING:

BYU – Kariya 4-yard run (Payne kick)
BYU – Ashworth 9-yard pass from Heaps (Payne kick)
UTEP – Warren 52-yard field goal
BYU – Payne 38-yard field goal
BYU – Hoffman 31-yard pass from Heaps (Payne kick)
BYU – Hoffman 3-yard pass from Heaps (Payne kick)
UTEP – Adams 67-yard pass from Vittatoe (Warren kick)
BYU – Di Luigi 2-yard run (Payne kick)
UTEP – Adams 37-yard pass from Vittatoe (Warren kick)
BYU – Hoffman 29-yard pass from Heaps (Payne kick)
BYU – Quezada 8-yard run (Payne kick)
UTEP – Adams 49-yard pass from Vittatoe (Warren kick)

GAME SUMMARY:

BYU opened the bowl season with its fourth bowl victory in the last five years with a 52-24 triumph over UTEP in the New Mexico Bowl. The Cougars had a record-setting day to finish the season with a 7-6 record and wins in five of their last six games. Offensive MVP Jake Heaps went 25-of-34 for 264 yards and four touchdown passes, passing Ty Detmer's freshman record for most touchdown passes. Heaps also set the BYU bowl record for best completion percentage (.735) in a bowl game. Safety Andrew Rich was awarded the game's Defensive MVP in his final game as a Cougar, finishing with four solo tackles, two interceptions, one tackle-for-loss, one sack and a pass breakup. BYU played well from the start, scoring on its first five possessions to take a 31-3 lead and set a new first-half New Mexico Bowl scoring record. Cody Hoffman set career highs across the board with eight receptions for 137 yards and three touchdowns, tying a BYU bowl game record for most TD receptions in a game. Mitch Payne passed Owen Pochman as the Cougars' all-time scoring leader with 334 points.

2011 ARMED FORCES BOWL

12/30/11 DALLAS, TEX. (30,258)
BYU 24, TULSA 21

BYU	3	7	7	7	24
TULSA	7	7	0	7	21

TEAM STATISTICS	BYU	TULSA
Rushes-Yards	40-94	27-37
Passing Yards	250	235
Passes	17-40-2	18-32-0

SCORING:

TULSA - Johnson 8-yard pass from Kinne (Fitzpatrick kick)
BYU - Sorensen 35-yard FG
TULSA - Sears 14-yard pass from Kinne (Fitzpatrick kick)
BYU - Hoffman 17-yard pass from Nelson (Sorensen kick)
BYU - Hoffman 30-yard pass from Nelson (Sorensen kick)
TULSA - Burnham 30-yard pass from Kinne (Fitzpatrick kick)
BYU - Hoffman 2-yard pass from Nelson (Sorensen kick)

GAME SUMMARY:

With no timeouts left and 11 seconds remaining in the game, Riley Nelson faked spiking the ball to stop the clock and instead threw to an open Cody Hoffman for the game-winning touchdown to give BYU a 24-21 win over Tulsa in the Bell Helicopter Armed Forces Bowl. BYU faced a 4th-and-9 from the Tulsa 47-yard line with the clock ticking down near three minutes remaining in the game and Nelson scrambled 14 yards to convert the first down and eventually set up the winning score. BYU locked up its fifth 10-win season in the last six years and third bowl victory in a row, a program record. Hoffman, named the Armed Forces Bowl Most Outstanding Player for the Cougars finished with eight catches for 122 yards and a bowl-record three touchdowns. BYU's defense was stout, surrendering just 272 total yards and only 37 yards on the ground to a Golden Hurricane team that came into the game averaging over 200 rushing yards per game. Kyle Van Noy made play after play on defense with 10 tackles to lead the Cougars, including five tackles for loss, two sacks, one forced fumble and one quarterback hurry. Special teams also played a huge role in the game. Punter Riley Stephenson had eight punts for 335 yards, including seven inside the 20-yard line and two punts over 50 yards. BYU's special teams also recovered a muffed punt setting up one touchdown in the game.

2012 POINSETTIA BOWL

12/20/12 SAN DIEGO, CALIF. (35,442)
BYU 23, SAN DIEGO ST 6

BYU	0	3	0	20	23
TULSA	3	3	0	0	6

TEAM STATISTICS	BYU	SDSU
Rushes-Yards	30-52	39-119
Passing Yards	244	144
Passes	23-44-3	12-29-3

SCORING:

SDSU - Marden 27-yard FG
SDSU - Marden 23-yard FG
BYU - Sorensen 23-yard FG
BYU - Van Noy 0-yard fumble recovery (Sorensen kick)
BYU - Williams 14-yard run (Sorensen kick)
BYU - Van Noy 17-yard interception return (Sorensen kick)

GAME SUMMARY:

Linebacker Kyle Van Noy scored two touchdowns on defense in the fourth quarter, one with the team trailing 6-3 and led the BYU football team to a 23-6 win over San Diego State in the San Diego County Credit Union Poinsettia Bowl Thursday night at Qualcomm Stadium. The win extended the Cougars' bowl win streak to four to build on their current school record. BYU (8-5) forced four turnovers in the fourth quarter and outscored San Diego State (9-4) 20-0 to overcome a 6-3 deficit. After the Aztecs intercepted James Lark on 3rd and goal, the No. 3 total defense turned the tables on the next play and ignited BYU as Van Noy sacked San Diego State's Adam Dingwell to cause a fumble, falling on it for the first touchdown of the game to put the Cougars on top 10-6 with 12:32 remaining in the fourth quarter. The Van Noy show continued with a pick-six to finalize the score, 23-6, late in the fourth quarter. Van Noy was named the defensive MVP after finishing the night with two touchdowns, a forced fumble and fumble recovery, one interception, a blocked punt, 3.5 tackles for loss, 1.5 sacks and eight total tackles. Senior Brandon Ogletree led the Cougars in tackles with 10 and added two tackles for loss. All-American Riley Stephenson helped flip the field for BYU with four punts inside the 5-yard line. Junior wide receiver Cody Hoffman grabbed 10 passes for 114 yards to earn offensive MVP. Senior quarterback James Lark finished the night completing 23 of 42 attempts for 244 yards and two interceptions.



BYU BOWL RESULTS


YEAR	OPPONENT	CONFERENCE	BOWL	W/L	SCORE
1974	Oklahoma St.	Big Eight	Fiesta	L	16-6
1976	Oklahoma St.	Big Eight	Tangerine	L	49-21
1978	Navy	Independent	Holiday	L	23-16
1979	Indiana	Big 10	Holiday	L	38-37
1980	SMU	Southwest	Holiday	W	46-45
1981	Washington St.	Pac-10	Holiday	W	38-36
1982	Ohio State	Big 10	Holiday	L	47-17
1983	Missouri	Big Eight	Holiday	W	21-17
1984	Michigan	Big 10	Holiday	W	24-17
1985	Ohio State	Big 10	Citrus	L	10-7
1986	UCLA	Pac-10	Freedom	L	31-10
1987	Virginia	Atlantic Coast	All-American	L	22-16
1988	Colorado	Big Eight	Freedom	W	20-17
1989	Penn State	Independent	Holiday	L	50-39
1990	Texas A&M	Southwest	Holiday	L	65-14
1991	Iowa	Big 10	Holiday	T	13-13
1992	Kansas	Big Eight	Aloha	L	23-20
1993	Ohio State	Big 10	Holiday	L	28-21
1994	Oklahoma	Big Eight	Copper	W	31-6
1996	Kansas St.	Big 12	Cotton	W	19-15
1998	Tulane	C-USA	Liberty	L	41-27
1999	Marshall	Mid-American	Motor City	L	21-3
2001	Louisville	C-USA	Liberty	L	28-10
2005	California	Pac-10	Las Vegas	L	35-28
2006	Oregon	Pac-10	Las Vegas	W	38-8
2007	UCLA	Pac-10	Las Vegas	W	17-16
2008	Arizona	Pac-10	Las Vegas	L	21-31
2009	Oregon State	Pac-10	Las Vegas	W	44-20
2010	UTEP	C-USA	New Mexico	W	52-24
2011	Tulsa	C-USA	Armed Forces	W	24-21
2012	San Diego State	MWC	Poinsettia	W	23-6*
2013	Washington	Pac-12	Fight Hunger	L	16-31
*To see more on BYU's 2013 bowl game, visit pages 98-99					TOTAL 13-18-1



Wide receiver Cody Hoffman caught three touchdowns including the game-winner with 11 seconds left vs. Tulsa in the 2011 Armed Forces Bowl.



LaVell Edwards celebrates BYU's 19-15 Cotton Bowl victory over Kansas State in 1997. It has been the Cougars only New Year's Day bowl game.



In one of the greatest bowls games in NCAA history, BYU overcame a 45-25 deficit with 4:07 left in the game to win 46-45 in the 1980 Holiday Bowl over SMU, nicknamed the "Miracle Bowl." With 4:07 remaining in the game, SMU scored to go ahead, 45-25. From there the Cougars connected on a TD pass, recovered an on-side kick, scored on a one-yard run by Scott Phillips, and blocked a punt. Finally, with three seconds left on the clock, Jim McMahon connected on a "Hail Mary" pass of 41 yards to Clay Brown, who is located somewhere at the bottom of the pile.



Quarterback Steve Young actually caught the game-winning touchdown from running back Eddie Stinnett with under one minute to play vs. Missouri to win the 1983 Holiday Bowl 21-17.





COUGARS IN THE PROS



BRYAN
KEHL

BALTIMORE RAVENS

#88, Dennis Pitta, TE
4 years (4th round,
2010 draft)

DETROIT LIONS

#94, Ezekiel Ansah, DE
1 year (1st round,
5th overall, 2013
draft)

#95, Kyle Van Noy, LB
Rookie (2nd round,
2014 draft)

KANSAS CITY CHIEFS

Andy Reid, Head Coach
15 years

#49, Daniel Sorensen, S
Rookie (free agent)

CHICAGO BEARS

#45, Harvey Unga, RB
3 years
(7th round, 2010
supplemental
draft)

MIAMI DOLPHINS

#92, John Denney, LS
9 years (free agent)

NEW ORLEANS SAINTS

#95, Spencer Hadley, LB
Rookie (free agent)

NEW YORK GIANTS

#64 Eathyn
Manumaleuna, DT
Rookie (free agent)

#61, Dallas Reynolds, C
3 years (free agent)

PITTSBURGH STEELERS

#92, Hebron Fangupo
1 year (free agent)
#49, Vic So'oto, LB
3 years (free agent)

WASHINGTON REDSKINS

#53, Bryan Kehl, LB
4 years (4th round,
2008 draft)

#87, Cody Hoffman, WR
Rookie (free agent)

FREE AGENTS

#99, Brett Keisel, DE
12 years (7th
round, 2002 draft)
#10, Austin Collie, WR
5 years, (4th round,
2009 draft)




British Columbia Lions
#12, John Beck, QB
Winnipeg Blue Bombers
#15, Max Hall, QB
Toronto Argonauts
#72, JD Falslev, WR




DENNIS
PITTA



DALLAS
REYNOLDS



ZIGGY
ANSAH



VIC
SO'OTO



PRO SCOUT DAY

Every year a large contingent of NFL scouts converge on the BYU campus to get an up close look at BYU's future NFL hopefuls. Every year, a scout or representative from every NFL team, visits Provo.



HOLMGREN AND REID: BYU COACHES IN THE NFL



Mike Holmgren
Former NFL Head
Coach, Front Office
Administrator



Andy Reid
Head Coach, Kansas
City Chiefs

TOP OF THE CLASS: BYU's rich football tradition has bred some of the top football minds in the country. Former BYU offensive lineman Andy Reid led the resurgent Philadelphia Eagles into the Super Bowl in 2004 and has been the head coach at Kansas City's for one season. Former BYU assistant coach under LaVell Edwards, Mike Holmgren, won a world championship when he led his Green Bay Packers to the 1997 Super Bowl title and was president of the Cleveland Browns.

COUGARS IN THE SUPERBOWL													
SB	YEAR	PLAYER	POS	TEAM	W/L	SCORE	SB	YEAR	PLAYER	POS	TEAM	W/L	SCORE
IX	1975	Gordon Gravelle	T	Pittsburgh	W	16-6	XXIX	1995	Tim Hanshaw	G	San Francisco	W	49-26
X	1976	Gordon Gravelle	T	Pittsburgh	W	21-17	XXIX	1995	Tom Holmoe	Coach	San Francisco	W	49-26
X	1976	Golden Richards	KR	Dallas	L	21-17	XXXI	1997	Mike Holmgren	Coach	Green Bay	W	35-21
XII	1978	Golden Richards	WR	Dallas	W	27-10	XXXI	1997	Jim McMahon	QB	Green Bay	W	35-21
XII	1978	Paul Howard	G	Denver	L	27-10	XXXI	1997	Andy Reid	Coach	Green Bay	W	35-21
XIV	1980	Gordon Gravelle	T	L.A. Rams	L	31-19	XXXII	1998	Mike Holmgren	Coach	Green Bay	L	31-24
XV	1981	Todd Christensen	TE	Oakl. Raiders	W	27-10	XXXII	1998	Andy Reid	Coach	Green Bay	L	31-24
XV	1981	Marc Wilson	QB	Oakl. Raiders	W	27-10	XXXIII	1999	Travis Hall	DE	Atlanta	L	34-19
XVI	1982	Bill Ring	RB	San Francisco	W	26-21	XXXV	2001	Brian Billick	Coach	Baltimore	W	34-7
XVII	1983	Matt Mendenhall	DE	Washington	W	27-17	XXXVI	2002	Setema Gali	DE	New England	W	20-17
XVIII	1984	Todd Christensen	TE	L.A. Raiders	W	38-9	XXXVII	2003	Doug Jolley	TE	Oakland	L	48-21
XVIII	1984	Marc Wilson	QB	L.A. Raiders	W	38-9	XXXIX	2005	Reno Mahe	RB	Philadelphia	L	24-21
XIX	1985	Tom Holmoe	DB	San Francisco	W	38-16	XXXIX	2005	Chad Lewis	TE	Philadelphia	L	24-21
XIX	1985	Bill Ring	RB	San Francisco	W	38-16	XXXIX	2005	Ifo Pili	DL	Philadelphia	L	24-21
XIX	1985	Todd Shell	LB	San Francisco	W	38-16	XXXIX	2005	Andy Reid	Coach	Philadelphia	L	24-21
XX	1986	Jim McMahon	QB	Chicago	W	46-10	XL	2006	Brett Keisel	DE	Pittsburgh	W	21-10
XXI	1987	Bart Oates	C	NY Giants	W	39-20	XL	2006	Chris Hoke	DL	Pittsburgh	W	21-10
XXII	1988	Kurt Gouveia	LB	Washington	W	42-10	XL	2006	Shaun Nua	DE	Pittsburgh	W	21-10
XXIII	1989	Jason Buck	DE	Cincinnati	L	20-16	XL	2006	Mike Holmgren	Coach	Seattle	L	21-10
XXIII	1989	Lee Johnson	P	Cincinnati	L	20-16	XL	2006	Itula Mili	TE	Seattle	L	21-10
XXIII	1989	Leon White	LB	Cincinnati	L	20-16	XLI	2007	Rob Morris	LB	Indianapolis	W	29-17
XXIII	1989	Tom Holmoe	DB	San Francisco	W	20-16	XLI	2007	John Tait	OL	Chicago	L	29-17
XXIII	1989	Steve Young	QB	San Francisco	W	20-16	XLI	2007	Gabe Reid	TE	Chicago	L	29-17
XXIII	1989	Todd Shell	DB	San Francisco	W	20-16	XLIII	2009	Aaron Francisco	DB	Arizona	L	27-23
XXIV	1990	Steve Young	QB	San Francisco	W	55-10	XLIII	2009	Kelly Poppinga	LB	Arizona	L	27-23
XXIV	1990	Tom Holmoe	DB	San Francisco	W	55-10	XLIII	2009	Chris Hoke	DL	Pittsburgh	W	27-23
XXV	1991	Bart Oates	C	N.Y. Giants	W	20-19	XLIII	2009	Brett Keisel	DE	Pittsburgh	W	27-23
XXVI	1992	Jason Buck	DE	Washington	W	37-24	XLIV	2010	Aaron Francisco	DB	Indianapolis	L	31-17
XXVI	1992	Kurt Gouveia	LB	Washington	W	37-24	XLIV	2010	Austin Collie	WR	Indianapolis	L	31-17
XXIX	1995	Steve Young	QB	San Francisco	W	49-26	XLV	2011	Chris Hoke	DL	Pittsburgh	L	31-25
XXIX	1995	Bart Oates	C	San Francisco	W	49-26	XLV	2011	Brett Keisel	DE	Pittsburgh	L	31-25
XXIX	1995	Jamal Willis	RB	San Francisco	W	49-26	VLVII	2013	Dennis Pitta	TE	Baltimore	W	34-21



COUGARS IN THE NFL



Tom Holmoe



Trevor Matich



Chad Lewis



Dennis Pitta

BYU NFL NOTES

BYU has had 140 players drafted by the NFL and another 155 get NFL opportunities as free agents. BYU has had 11 first round picks, the most recent being Ghana native Ezekiel Ansah, who was drafted No. 5 overall to the Detroit Lions in 2013. BYU's most recent draft pick is All-American linebacker Kyle Van Noy, who was selected in the second round at No. 40 overall by the Lions in 2014.

The average player coming from BYU spends nearly four and a half years in the NFL, about one year longer than the average NFL career.

Punter Lee Johnson had the longest NFL career, spanning 18 seasons and six teams. He was a fifth-round draft pick by the Houston Oilers (1985-87). He went on to play for the Cleveland Browns (1987-1988), Cincinnati Bengals (1988-1998), New England Patriots (1999-2001), Minnesota Vikings (2001) and Philadelphia Eagles (2002). At the time of his retirement, his 51,979 punting yards were the third most in NFL history.

Forty players from BYU have played in the Super Bowl, bringing home 39 total championship rings. Former defensive back and current, athletic director Tom Holmoe has the most with four rings, including three as a player and one as a coach, all with the 49ers. From 1980-1992 the Cougars had at least one representative in the Super Bowl each year.

Brett Keisel is the longest tenured active NFL player from BYU, heading into his 13th year. Keisel was drafted in the 7th round by the Steelers in 2002.

Steve Young is arguably BYU's best known NFL player, spending 15 seasons in the league, 13 with the 49ers. Young won Super Bowl XXIX 49-26 over the Chargers with a Super Bowl record six touchdown passes, winning the game's MVP award. He was also the league's MVP for the '94 season with 3,969 passing yards, 35 touchdowns and an NFL-record 112.8 passer rating. He was inducted into the NFL Hall of Fame in 2005.





COUGARS IN THE DRAFT YR-BY-YR (NFL, CFL, USFL)

PLAYER	YEAR	RND.	TEAM	PLAYER	YEAR	RND.	TEAM
Kyle Van Noy	2014	2	Detroit Lions	Jason Buck, DE	1987	1/17	Cincinnati Bengals
Ezekiel Ansah, DE	2013	1/5	Detroit Lions	Mark Bellini, WR	1987	7	Indianapolis Colts
Harvey Unga, RB	2010	7 (s)	Chicago Bears	Lakei Heimuli, RB	1987	9	Chicago Bears
Dennis Pitta, TE	2010	4	Baltimore Ravens	Robbie Bosco, QB	1986	3	Green Bay Packers
Austin Collie, WR	2009	4	Indianapolis Colts	Leon White, LB	1986	5	Cincinnati Bengals
Fui Vakapuna, RB	2009	7	Cincinnati Bengals	Kurt Gouveia, LB	1986	8	Washington Redskins
Bryan Kehl, LB	2008	4	New York Giants	C. Whittingham, LB	1986	9	Cincinnati Bengals
John Beck, QB	2007	2	Miami Dolphins	Vai Sikahema, RB	1986	10	St. Louis Cardinals
Todd Watkins, WR	2006	7	Arizona Cardinals	Glen Kozlowski, WR	1986	11	Chicago Bears
Brady Poppinga, LB	2005	4	Green Bay Packers	Jeff Sprowls, CB	1986	12	San Diego Chargers
Scott Young, OL	2005	5	Philadelphia Eagles	Trevor Matich, C	1985	1/28	New England Patriots
Shaun Nua, DE	2005	7	Pittsburgh Steelers	Robert Anae, G	1985	3	NJ Generals ^
Colby Bockwoldt, LB	2004	7	New Orleans Saints	Kyle Morrell, DB	1985	4	Minnesota Vikings
Dustin Rykert, OL	2003	6	Oakland Raiders	Lee Johnson, P/K	1985	5	Houston Oilers
Spencer Nead, TE	2003	7	New England Patriots	Louis Wong, OT	1985	5	St. Louis Cardinals
Doug Jolley, TE	2002	2	Oakland Raiders	Jim Herrmann, DT	1985	7	Dallas Cowboys
Ryan Denney, DE	2002	2	Buffalo Bills	Steve Young, QB	1984	1 ^, 1(s)	LA Express ^/Tampa Bay
Brandon Doman, QB	2002	5	San Francisco 49ers	Todd Shell, LB	1984	1/24	San Francisco 49ers
Luke Staley, RB	2002	7	Detroit Lions	Kirk Pendleton, WR	1984	11	San Francisco 49ers
Brett Keisel, DE	2002	7	Pittsburgh Steelers	Eddie Stinnett, RB	1984	17	Philadelphia Stars ^
Owen Pochman, K	2001	7	New England Patriots	Gordon Hudson, TE	1984	8 ^, 1(s)	LA Express ^/Seattle
Tevita Ofahengaue, TE	2001	7	Arizona Cardinals	Greg Peterson, DB	1984		Calgary Stampeders*
Rob Morris, LB	2000	1/28	Indianapolis Colts	Casey Tiumalu, RB	1984	14	LA Express ^
Byron Frisch, DL	2000	3	Tennessee Titans	Steve Harper, TE	1984	16	Jacksonville Bulls ^
Matt Johnson, OL	2000	5	Indianapolis Colts	Brandon Flint, DT	1984	17	Pittsburgh Maulers ^
John Tait, OL	1999	1/14	Kansas City Chiefs	Jon Young, DB	1984	19	Philadelphia Stars ^
Daren Yancey, DL	1999	6	Oakland Raiders	Neil Balholm, WR	1983	4	Denver Gold ^
Joe Wong, OL	1999	7	Miami Dolphins	Tom Holmoe, DB	1983	4	San Francisco 49ers
Eric Bateman, OL	1998	5	New York Jets	Chuck Ehin, DE	1983	12	San Diego Chargers
Dustin Johnson, FB	1998	6	New York Jets	Bart Oates, C	1983		Philadelphia Stars ^
Jason Andersen, OL	1998	7	New England Patriots	Scott Collie, WR	1983		Hamilton Tiger-Cats*
Ben Cahoon, WR	1998	1	Montreal Alouettes*	Jim McMahon, QB	1982	1/5	Chicago Bears
Harland Ah You, DL	1998	3	Calgary Stampeders*	Dan Plater, WR	1982	4	Denver Broncos
Itula Mili, TE	1997	6	Seattle Seahawks	Steve Rogers, OT	1982		Denver Gold ^
Mike Ulufale, DL	1996	3	Dallas Cowboys	Brad Anae, DE	1982		Houston Gamblers ^
Evan Pilgrim, OL	1995	3	Chicago Bears	K. Whittingham, LB	1982		Portland Storm ^
Tim Hanshaw, OL	1995	4	San Francisco 49ers	Clay Brown, TE	1981	2	Denver Broncos
Travis Hall, DL	1995	6	Atlanta Falcons	Glen Titensor, DT	1981	3	Dallas Cowboys
Eli Herring, OL	1995	6	Los Angeles Raiders	Scott Phillips, RB	1981	4	Seattle Seahawks
John Walsh, QB	1995	7	Cincinnati Bengals	Nick Eyre, OT	1981	4	Houston Oilers
Derwin Gray, DB	1993	4	Indianapolis Colts	Glenn Redd, LB	1981	6	New Orleans Saints
Ty Detmer, QB	1992	9	Green Bay Packers	Lloyd Jones, WR	1981	8	New York Jets
Neal Fort, OT	1991	6	Los Angeles Rams	Eric Lane, RB	1981	8	Seattle Seahawks
Brian Mitchell, DB	1991	7	Atlanta Falcons	Marc Wilson, QB	1980	1/15	Oakland Raiders
Andy Katoa, LB	1991	9	San Diego Chargers	Mat Mendenhall, DT	1980	2	Washington Redskins
Chris Smith, TE	1991	11	Cincinnati Bengals	Tod Thompson, TE	1979	10	Pittsburgh Steelers
Todd Herget, LB	1991	7	Edmonton Eskimos*	Larry Miller, LB	1979	8	St. Louis Cardinals
Mo Elewonibi, OL	1990	3	Washington Redskins	T. Christensen, FB	1978	2	Dallas Cowboys
John Hunter, OL	1989	3	Minnesota Vikings	Gifford Nielsen, QB	1978	3	Houston Oilers
Rodney Rice, DB	1989	8	New England Patriots	Mekeli Ileremia, DE	1978	6	Chicago Bears
Warren Wheat, OL	1989	8	Los Angeles Rams	Lance Reynolds, OT	1978	9	Pittsburgh Steelers
Rodney Thomas, DB	1988	5	Miami Dolphins	Dave Hubbard, OT	1977	5	New Orleans Saints
David Futrell, NG	1988	12	New York Giants	Bill Rice, DT	1977	8	New York Giants
Steve Kaufusi, DL	1988	12	Philadelphia Eagles	Brian Billick, TE	1977	11	San Francisco 49ers
Shawn Knight, DT	1987	1/11	New Orleans Saints				

PLAYER	YEAR	RND.	TEAM
Brad Oates, OT	1976	3	St. Louis Cardinals
Stan Varner, DE	1976	6	Atlanta Falcons
Orrin Olsen, C	1976	8	Kansas City Chiefs
Sid Smith, LB	1976	10	Tampa Bay Buccaneers
Gary Shaw, DB	1976	17	Los Angeles Rams
Gary Sheide, QB	1975	3	Cincinnati Bengals
Wayne Baker, DT	1975	3	San Francisco 49ers
Paul Linford, DT	1975	4	Baltimore Colts
Lloyd Fairbanks, OG	1975		Montreal Alouettes*
Dave Atkinson, DB	1974	10	Pittsburgh Steelers
Doug Richards, DB	1974	14	Dallas Cowboys
Golden Richards, WR	1973	2	Dallas Cowboys
Paul Howard, OG	1973	3	Denver Broncos
P. VanValkenburg, FB	1973	3	New Orleans Saints
Dan Hansen, DB	1973	15	Detroit Lions
Gordon Gravelle, OT	1972	2	Pittsburgh Steelers
Jeff Lyman, LB	1972	4	St. Louis Cardinals
C. Farasopoulos, DB	1971	3	New York Jets
Jeff Slipp, DE	1970	14	Denver Broncos
Mike Loper, OT	1969	8	San Francisco 49ers
Phil Odle, WR	1968	5	Detroit Lions
Casey Boyette, E	1968	9	San Francisco 49ers
Max Huber, T	1968	13	Boston Patriots
Dennis Patera, K	1968	17	San Francisco 49ers
Curg Belcher, DB	1967	3	Washington Redskins
Virgil Carter, QB	1967	6	Chicago Bears
Lou Andrus, DE	1967	11	Denver Broncos
Dennis Brewster, T	1966	6	Chicago Bears
Allan Robinson, HB	1964	16	Detroit Lions
Gene Frantz, B	1963	17	Detroit Lions
John Kapele, DE	1960	10	Pittsburgh Steelers
Jay Wenig, G	1957	17	New York Giants
Robert Bills, B	1955	17	New York Giants
Dewey Brundage, E	1954	22	Detroit Lions
Ray Oliverson, B	1952	14	Detroit Lions
Rex Barry, B	1951	14	San Francisco 49ers
Merrill Kimball, T	1949	16	Detroit Lions
Gayland Mills, E	1948	29	Green Bay Packers
Scotty Deeds, B	1947	17	Chicago Cards
Marcel Chatterton, B	1947	28	Boston Yanks
Reeve Nilsen, C	1947	16	Detroit Lions
Rich. Chatterton, B	1946	14	Chicago Bears
Dean Chipman, B	1942	14	Washington Redskins
Gar. Chamberlain, T	1942	17	Pittsburgh Steelers
Merrill Waters, E	1939	19	Detroit Lions
J. Stringham, B	1938	9	Brooklyn Dodgers

Ezekiel "Ziggy" Ansah tied Jim McMahon as BYU's highest draft pick in history, going at No. 5 to the Detroit Lions in the 2013 NFL Draft.



BYU'S NFL DRAFT FACTS

- The Cougars have had 11 different players drafted in the first round of the NFL Draft, and one player selected in the first round of the USFL Draft (Steve Young).
- Ezekiel "Ziggy" Ansah was drafted 5th overall by the Detroit Lions in 2013 NFL Draft, tying Jim McMahon for the highest NFL Draft pick out of BYU in the regular NFL Draft. Ansah, who went on to lead all NFL rookies in sacks in 2013, is the highest defensive pick for the Cougars. The highest all-time pick is Steve Young, who was picked first overall in the special 1984 NFL Supplemental Draft of USFL and CFL players.
- In 2014 Kyle Van Noy became the latest Cougar to be drafted while becoming the ninth BYU player to be picked in the second round and the 20th former Cougar to be taken in one of the annual draft's first two rounds. The two-time All-American outside linebacker became the third Cougar linebacker and eighth BYU defender to be selected in the first or second rounds. Van Noy follows Ansah to mark the sixth time in school history BYU has had players taken in the first or second rounds in back-to-back drafts.
- Dennis Pitta became the 10th BYU tight end picked in the NFL Draft and the fourth since 2001. The consensus All-American was the 16th pick in the fourth round of the 2010 draft, 114th overall by the Baltimore Ravens. Pitta was the first Cougar to be selected by the Ravens.
- Defensive line coach Steve Kaufusi was drafted in 1988 by the Philadelphia Eagles. Additionally, three BYU athletic department administrators were also selected in the NFL Draft, including Robbie Bosco (1986, Green Bay Packers), Lee Johnson (1985, Houston Oilers) and Tom Holmoe (1983, San Francisco 49ers).
- Over the past 27 seasons, 37 offensive players, 29 defensive players and two special teams players from BYU have been drafted.
- BYU's all-time leading receiver Austin Collie was drafted by the Indianapolis Colts in the fourth round of the 2009 NFL Draft. A 6-foot-2, 206-pound wide receiver, Collie was the 27th pick of the fourth round and the 127th overall selection. In his rookie year, Collie was named to the All-Rookie team, catching 60 receptions for 676 yards and seven touchdowns including 6 catches for 66 yards in Super Bowl XLIV.



The 2014 BYU Football Almanac has been designed to provide local, regional and national media with useful information about the BYU football program, its history and tradition. Additional information, including video and feature content and bios on all players, is available online at byucougars.com. Should you require additional information, such as photographs, video or additional media guides, please contact the BYU Athletic Communications office at (801) 422-8948. We appreciate your coverage of BYU football and look forward to working with you this season.

CREDENTIAL REQUESTS

All requests for credentials to cover BYU football should be sent from the editor or sports director via official company com-

munication provided online at BYUCougars.com to obtain notes, quotes, statistics and other information about BYU football.

All single-game credential requests should be received no later than one week prior to the date of the game to ensure consideration. Credentials for working media are restricted in accordance with BYU and NCAA rules and guidelines. Non-working persons, including spouses, dates and children, will not be credentialed and are not allowed in the working media areas during the game as dictated by NCAA guidelines. It is our intention to ensure proper, professional use is made of the space available for credentialed media.

PHOTOGRAPHY

Sideline credentials will be issued only to accredited photographers and television reporters/camera operators

Credentials must be displayed prominently. All NCAA rules will be enforced regarding media representatives on the sidelines. Photographers are not permitted to shoot between the 25-yard lines. Individuals or organizations violating sideline policies may be required to surrender their credentials and be removed from the stadium. For additional questions regarding photography guidelines, please contact University photographer Mark Philbrick at (801) 422-7322.

MEDIA SERVICES

The working media area is located on the third floor of the press box, situated on the west side of LaVell Edwards Stadium. Access to the press loge may be obtained via either the north or south elevators with media credentials.



munication to Brett Pyne in the Athletic Communications office (brett_pyne@byu.edu; BYU Athletic Communications, 30 SFH, Provo, UT 84602; Fax 801-422-0633). Credentials shall be issued only to accredited newsgathering media outlets. Fan-based websites will not be issued media access and credentials but are invited to utilize resources

on a specific newsgathering assignment. Television organizations shall be restricted to one camera operator and one reporter on the field at all times, except by prior approval from the BYU Athletic Communications office. Freelance and amateur photographers, not on assignment from a credentialed media outlet, are not eligible for credentials.

The BYU Athletic Communications staff will provide working media with game notes, season stats, depth charts, flip cards, programs, game stats, postgame notes and quotes and media guides for both teams.

With four minutes remaining on the game clock, media are invited to take the south elevator to ground level in preparation for the postgame press

conference. BYU head coach Bronco Mendenhall and selected players will be available in the interview room following the mandatory 10-minute cooling-off period. The BYU locker room is closed to all media.

The BYU press box is also equipped with wireless internet access. Wireless passwords will be provided with other game materials to media working in the press box.

PARKING

LaVell Edwards Stadium is located on the northwest corner of the BYU campus, just off Canyon Road (200 East) and University Parkway (1650 North) in Provo. Media parking is in Lot No. 2, immediately west of the stadium. Parking passes are required and must be obtained in advance.

INTERVIEWS

All interview and information requests regarding all players, coaches and Athletic Department personnel must be arranged in advance through the Athletic Communications office at (801) 422-8948. BYU provides regular media availability each week. Local media members are responsible for attending after-practice media availability to conduct interviews. Opponent and national media can arrange telephone interviews through the Athletic Communications office. The Athletic Communications office will send an advisory each week detailing the weekly availability opportunities. Any other interview requests must be made at least 24 hours in advance. Interviews with players are not permitted after Wednesday each

game week. Players and coaches will not be available for interviews prior to practice. Player interviews will not be conducted during regular class hours.

Please contact the Athletic Communications office for specific times and other details if requesting access opportunities.

DISCLAIMER

The Brigham Young University Athletic Media Communications department reserves the right to revoke or deny working media credentials and/or access to any individual or organization at any time for any reason. All credentials are the property of Brigham Young University and must be surrendered upon request.

(AREA CODE – 801)

MEDIA RELATIONS

Duff Tittle-Associate AD/Communications. 422-4910
 Brett Pyne-Assistant Media Rel. Dir. 422-4912
 Kyle Chilton-Assistant Media Rel. Dir. 422-4909
 Norma Collett-Assistant Media Rel. Dir. . . . 422-4908
 Ralph Zobell-Web/Programs Coord.. . . . 422-9769
 Jenny Wheeler-Office Manager. 422-8948
 Aaron Sorenson-Grad. Assistant/FTB. 422-8999
 Rachel Hawks-Grad. Assistant/FTB. 422-8999
 Kevin Nielsen-Grad Assistant 422-8999
 Royce Hinton-Grad Assistant 422-8999

Address: 30 SFH, Provo, Utah 84602
 Website: www.byucougars.com
 Edwards Stadium Pressbox: 801-422-2609



BRETT PYNE

Football Media Relations Director
 801-422-4912
 801-367-1631 (c)
brett_pyne@byu.edu



AARON SORENSON

Asst. Football Media Relations
 801-422-8999
 801-903-3500 (c)
cougarpr@byu.edu



RACHEL HAWKS

Asst. Football Media Relations
 801-422-8999
 801-380-9668 (c)
footballpr@byu.edu





TELEVISION PARTNERS

On Sept. 1, 2010, Brigham Young University announced a new 8-year deal with ESPN to televise Cougar football on the sports leader's family of networks. BYU is the first program to sign an exclusive deal with ESPN.

ESPN has agreed that any BYU home games it doesn't select may be televised live on BYUtv.

Since 2011, every BYU home football game has been televised to a live national audience on the ESPN family of networks or BYUtv. Additionally, BYU's national fan base is



able to view same-day rebroadcasts on BYUtv of every home game and

any away game to which ESPN has rights through conference agreements with the host team.

"We've long sought broad, nationwide access to our games for our fans and increased visibility among those who may be less familiar with our university and athletic programs," said then BYU President Cecil O. Samuelson. "We've also been looking for ways to take better advantage of our own unique broadcasting resources."

BYUtv is available in more than 53 million homes on DirectTV, Dish Network and more than 800 cable systems



in the U.S. The network owns a new state-of-the-art production truck that will allow it to televise games in HD.

ESPN and ESPN2 are both available in 98.5 million homes, while the 24-hour college sports network ESPNU is distributed to approximate-

ly 75 million homes. ESPN also produces college football games that are broadcast on ABC.

Each year, a minimum of three games will be carried on ESPN, ESPN2, or ABC and one on ESPNU. At least one game each season will be carried live on BYUtv.

Over the past three seasons, BYU has had 24 broadcasts on a major national television channel (ESPN, ESPN2, ABC, NBC, CBS, FOX). In all, BYU has had 29 games on an ESPN broadcast network the past three seasons with two additional road games also picked up online on ESPN3.

ESPN has televised many of the great games in Cougar football history, beginning with the network's first live college football telecast. In that 1984 game, the Cougars defeated No. 3 Pitt at the beginning of BYU's national championship season.

ESPN also carried BYU's defeat of top-ranked Miami in 1990, a contest long rated among the top regular-season college football game on ESPN since that year. BYU's season-opening win over No. 3 Oklahoma was ESPN's ninth-highest rated game of the 2009 regular season.

"BYU is nationally recognized as an outstanding university and for the history and tradition of its premier athletic programs," said Burke Magnus, ESPN senior vice president, college sports programming. "Once BYU decided

to chart an independent course for football, we both recognized it is a good opportunity to build and grow our strong 30-year relationship. With this agreement, college football fans around the country will see the quality and pageantry of BYU as well as the passion and enthusiasm of its supporters."

RADIO

BYU football games are heard exclusively on the Nuskin Cougar IMG Sports Network, including flagship radio station KSL Newsradio in Salt Lake City. The "Voice of the Cougars" is Greg Wrubell, entering his 14th season as play-by-play commentator. A BYU graduate, Wrubell is in his 23rd season on the football broadcast crew, having served as sideline reporter before stepping into the booth.

Wrubell's broadcast partner is former BYU quarterback Marc Lyons, who will be providing analysis and commentary for a 34th season in 2014. Former Cougar receiver and kick returner Nate Meikle returns to the broadcast team in his seventh season reporting from the sidelines, while Jason Shepherd serves as gameday studio host for a fourth season.



BYU football broadcasts are heard via network affiliates in Utah, Idaho and Nevada, and via satellite on BYU Radio (SiriusXM 143). Game coverage is also available online at BYUCougars.com and on the BYU Cougars mobile app, with the audio stream and archives made available to a worldwide listening audience.

COACH'S SHOWS

In addition to comprehensive game-day coverage, the Nuskin Cougar IMG Sports Network produces "BYU Football with Head Coach Bronco Mendenhall," an hour-long broadcast heard Wednesday nights at 7 p.m. MT throughout the season, with a live audience joining Coach Mendenhall, a weekly player guest and host Greg Wrubell at LaVell Edwards Stadium.

Weekly video "webisodes" featuring Coach Mendenhall and Wrubell will also be produced and posted at BYUCougars.com.

CollegePressBox.com

Collegepressbox.com is the official media website for BYU football and all FBS schools. Access and download weekly game notes, quotes, statistics, media guides, headshots, logos and more for BYU and other FBS schools. Login information will be distributed to accredited media or you can apply for a password by sending an email to password@collegepressbox.com.