


2020 BYU FOOTBALL ALMANAC

RISE, ALL LOYAL COUGARS
AND FACE YOUR CHALLENGE TO THE FIE.
YOU WILL FIGHT, DAY OR NIGHT, RAIN OR SNOW.
LOYAL STRONG, AND TRUE,
WEAR THE WHITE AND BLUE.

20



Go Cougs!



3.	Quick Facts
4.	ESPN and BYUtv
5.	2020 Schedule
6-7	2020 Offense/Defensive Outlook
8.	Returning starters and stats
9.	2020 Projected Depth Chart
10-12.	2020 Rosters
13.	2020 Recruiting Class and Newcomers
14-31.	Returning Player Bios
32.	Head Coach Kalani Sitake
33-39.	BYU Football Staff
40.	BYU Athletic Administration
41-42.	Brigham Young University
43.	Mission Service
44.	Cougar Club
45-46.	LaVell Edwards Stadium
47.	Facilities
48-51.	2020 Schedule and Opponent Outlooks
52.	2020 Bowl Games
53.	2019 Season Review
54-66.	2019 Game-by-Game
67.	2019 Award Winners
68-73.	2019 Statistics
74.	1984 National Championship
75.	LaVell Edwards
76-77.	The QB Factory
78-79.	Major Award Winners
80.	Polynesian Pipeline
81.	Tight End Tradition
82-83.	College Football Hall of Fame Inductees
84-86.	All-Americans
87.	Academic All-Americans
88-89.	All-Conference Selections
90.	Conference History
91-92.	BYU and the NFL
93.	Players in the Super Bowl
94-95.	NFL Draft
96-101.	Year-by-Year Results
102-103.	50-Year Results and Rankings
104.	All-Time Opponent W/L Record
105-115.	Bowl History
116-122.	Lettermen
123-125.	Yearly Leaders
126-134.	Individual Records
134-136.	NCAA Rankings and Records
136-146.	Team Season Records
146-150.	Team Game Records
151.	Media Services
152.	Media Partners

UNIVERSITY INFORMATION

Location	Provo, Utah
Founded	Oct. 16, 1875
Elevation	4,553 feet
Enrollment	33,517
Nickname	Cougars
Mascot	Cosmo
Colors	Blue and White
Stadium	LaVell Edwards Stadium
	(63,470)
Surface	Natural Grass
President	Kevin J Worthen
Athletics Director	Tom Holmoe

PROGRAM HISTORY

National Championships	1 (1984)
Conference Championships	23 (last 2007)*
Bowl Appearances	37
Bowl Record	15-21-1
Last Bowl Appearance	2019 Hawai'i Bowl
Last Bowl Victory	2018 Potato Bowl
	49-18 vs. WMU
2019 record	7-6
First Year of Football	1922
All-time Record	582-427-26 (.575)
All-time Home Record	318-144-6 (.686)
All-time Road Record	236-257-19 (.480)
All-time Neutral Record	28-26-1 (.518)
All-time Independent Record	70-47 (.602)
Stadium Record	240-80 (.758)

**Independent since 2011*

MEDIA RELATIONS

Football Media Relations Director	Brett Pyne
Office	801-422-4912
Cell	801-367-1631
Email	brett_pyne@byu.edu
Assistant FB Media Relations Director	Kenny Cox
Office	801-422-5202
Cell	801-420-7703
Email	kenny_cox@byu.edu
FB Media Relations Graduate Assistant	Ari Davis
Office	801-422-8999
Cell	801-243-8265
Email	footballpr@byu.edu
Associate AD/Communications	Duff Tittle
Office	(801) 422-4910
Email	duff_tittle@byu.edu
Media Relations Main Office	801-422-8948
LaVell Edwards Stadium Press Box	801-422-2609
Website	www.byucougars.com
Twitter @BYUCougars, @BYUgamenotes, @BYUCougarsPR	
Facebook	facebook.com/byufootball
Address	LaVell Edwards Stadium, Provo, UT 84602

With a load of returning talent including several upperclassmen, BYU football looks to take a step forward in 2020.

The Cougars return eight starters on offense and seven on defense. Top target Matt Bushman returns for his senior season at the tight end position and on the defensive side, the man in the middle, defensive lineman Khyiris Tonga is back for one more year .

Led by All-America candidates Brady Christensen and James Empey, the offensive line continues to be a strength, with every player that started a game in 2019 back this year. All three quarterbacks with starting experience return, including Zach Wilson, Jaren Hall and Baylor Romney. The top two rushers are back in Lopini Katoa and Sione Finau while wide-outs Gunner Romney and Dax Milne look to build on a successful 2019 where the offense passed for 200 or more yards in every game and a string of 15 straight, the longest streak since the 2007-08 seasons.

On defense, in addition to Tonga, several impact players return including defensive linemen Lorenzo Fauatea, Bracken El-Bakri and Zac Dawe, all with starting experience. The line-backer room is still loaded with seniors Isaiah Kaufusi and Kavika Fonua leading the charge, joined by breakout stars Payton Wilgar and Max Tooley. The Cougars will get a boost from Zayne Anderson and defensive backs Troy Warner and Chris Wilcox returning after redshirting last year.

The kicking game should continue to improve after Jacob Oldroyd kicked not one but two 50-yard field goals last season, in addition to averaging 43.2 yards per punt.

The 2020 season begins on Monday, Sept. 7 in a Labor Day matchup at Navy.

FOOTBALL STAFF

Head Coach	Kalani Sitake (BYU '00)
Seasons	Entering fifth year
Career Record	27-25
Record at BYU	same
Assistant HC/Sp. Tms Coordinator/LB	Ed Lamb (BYU '96)
Offensive Coordinator	Jeff Grimes (UTEP '91)
Defensive Coordinator/DL	'Ilaisa Tuiaki (SUU '06)
Pass Game Coordinator/QB	Aaron Roderick (BYU '98)
Offensive Line	Eric Mateos (Southwest Baptist '11)
Running Backs	Harvey Unga (BYU '12)
Receivers	Fesi Sitake (SUU '11)
Tight Ends	Steve Clark (BYU '92)
Cornerbacks	Jernaro Gilford (BYU '04)
Safeties	Preston Hadley (BYU '13)
Head FB Strength & Conditioning	Nu'u Tafisi (Cal '06)
Strength & Conditioning Assistant	Justin McClure
Strength & Conditioning Assistant	AJ Middleton
Football Analyst (Offense)	Blair Peterson
Football Analyst (Defense)	Vince Feula
Graduate Assistant	Tanner Jacobson
Graduate Assistant	Gavin Fowler
Graduate Assistant	Spencer Patterson
Graduate Assistant	Matt Mitchell
Director of Operations	Jon Swift
Community Relations Coordinator	Jack Damuni
Support Services Coordinator	Jasen Ah You
Football Equipment Manager	Mick Hill
Video and Technology Coordinator	Brayden Woodall
Head Football Trainer	Steve Pincok
Sports Medicine Rehab Coordinator	Brett Mortensen
Director, Student Academic Center	Trevor Wilson
Football Academic Advisor	Jim Hamblin

TEAM INFORMATION

Defense	Multiple
Offense	Multiple
Total lettermen RET. (R)/LOST (L)	58/17
Offensive Lettermen R/L	24/6
Defensive Lettermen R/L	33/8
Specialist Lettermen R/L	1/3
Starters R/L	15/7
Offensive Starters R/L	8/3
Defensive Starters R/L	7/4

No. 18**FOR MOST NATIONAL TV
GAMES SINCE 2011****88 GAMES** in past nine seasons on an ESPN network**10 GAMES** in 2019 on one of the ESPN networks**As an FBS Independent, BYU attracts national exposure and national schedule**

As an FBS independent, BYU annually plays a national schedule featuring teams from the top conferences and is one of the nation's most showcased programs in national television games. Despite the COVID-19 pandemic prompting the cancelation of all but two games on BYU's original 2020 schedule in late summer, BYU was able to reconstruct a nationally featured schedule for the fall against teams from across the country.

BYU enters its 10th season of independence in 2020 as the only school with an exclusive television partnership with ESPN. After making the announcement on Sept. 1, 2010, BYU started competing as an independent in 2011 while also beginning a new partnership with ESPN to televise Cougar football home games on the sports leader's family of networks. The two parties reached a new seven-year media rights agreement to continue their longstanding relationship through the 2026 college football season.

"BYU is nationally recognized as an outstanding university and for the history and tradition of its premier athletic programs," said Burke Magnus, ESPN executive vice president, programming and scheduling. "Once BYU decided to chart an independent course for football, we both recognized it is a good opportunity to build and grow our strong 30-year relationship. With this agreement, college football fans around the country will see the quality and pageantry of BYU as well as the passion and enthusiasm of its supporters."

National Television Exposure

One of the most important goals in becoming an independent was the opportunity for more national exposure for the university and football program.

As an independent, BYU has had 88 games over the past nine seasons on one of the ESPN networks. Last year, 10 of BYU's 13 games were broadcast on one of the ESPN networks, including three games on ESPN, two on ABC, two on ESPN2, one on ESPN, and one on ESPN+ while ESPN3 also carrying a game televised nationally by BYUtv.

In addition to ESPN games, BYU is overall one of the teams featured the most on networks with the largest national viewership (CBS, NBC, FOX, ABC, ESPN, ESPN2). The Cougars are ranked 18th in the country and No. 3 in the West after USC (No. 9) and Stanford (No. 17) for the most national TV games on these networks since going independent in 2011.

Every BYU home football game will be televised to a live national audience on the ESPN family of networks or BYUtv. Each year, a minimum of three BYU home games are carried on ESPN, ESPN2 or ABC while additional home games can be televised on those networks or on ESPN.

At least one BYU game each season is also televised live on BYUtv, which in its own right offers a national reach of 60 million households. Additionally, BYU fans are able to view same-day rebroadcasts on BYUtv of every home game and any away game to which ESPN has the rights through conference agreements with the host school.

Challenging National Schedules

Through independence BYU has sought better access for the Cougars' national fan base and the opportunity to schedule high-profile opponents.

Considered a Power-5 opponent by the nation's top conferences, BYU plays a challenging Power 5-quality schedule as an independent with matchups against some of the best teams from all across the country. In 2019, BYU played four ranked teams and 10 of its 12 FBS opponents earned bowl eligibility. The Cougars played eight opponents that achieved eight or more victories, including four teams with 10 or more wins. BYU's wins over nationally ranked USC and Boise State and a road triumph at Tennessee helped BYU tie for No. 7 nationally in 2019 for the most wins over teams with winning records.

Since its first season as an independent in 2011, BYU has played teams from the SEC, Big 12, Big Ten, Pac-12, ACC, American, Conference USA, Mid-American, Mountain West, Western Athletic Conference, and fellow independents Notre Dame, UMass, Liberty and New Mexico State. BYU faces fellow independent Army West Point in 2020 and also adds the Sun Belt Conference to the schedule to now have played games against all FBS conferences as an independent. Among future games already announced, the Cougars boast upcoming matchups with Power 5 programs such as Tennessee, Arkansas, Minnesota, Baylor, Virginia, Virginia Tech, NC State, USC, Oregon, Stanford, Cal, Washington, Washington State, Arizona, Arizona State and Utah, among others.

Additional BYU Football Programming on BYUtv

In addition to live game broadcasts on ESPN and BYUtv, BYU is the only school in the country with nationally televised live 60-minute pregame and 30-60-minute postgame shows before and after every game—home or away. With the pregame and postgame shows, BYUtv brings Cougar fans a live perspective on the game that they can't get anywhere else.

BYUtv also produces daily and weekly BYU-centric sports shows, including the Kalani Sitake Coach's Show, as well as additional BYU football specials throughout the year to highlight events such as National Letter of Intent Day, BYU spring football, BYU Pro Day and the annual BYU Football National Media Day each summer, which also includes live programming on ESPN.

BYUtv and BYU Radio/Sirius XM 143 simulcast a daily news show—BYU Sports Nation—that airs live each weekday from noon-1 p.m. ET/10-11 a.m. MT from Studio B at the BYU Broadcasting Building in Provo. The latest news and information about BYU sports are discussed each day by hosts Jarom Jordan and Spencer Linton. During the football season BYUtv also features a weekly one-hour show—After Further Review—where host Dave McCann and a panel of experts provide in-depth analysis of the tactics, plays, and touchdowns of every BYU football game.

BYUtv, available in 54 million North American homes, is on the basic tier of both Dish and DirectTV and is carried by more than 800 cable systems. The network has its own state-of-the-art production building on BYU's campus and a top-of-the-line HD truck that allow BYUtv to televise every game in HD.

ESPN**byu
tv**

	at NAVY MIDSHIPMEN MONDAY, SEP. 7 BYU faces the Midshipmen for the third time, after a three-decade hiatus. Navy is coming off one of its best years in school history with an 11-2 campaign, highlighted by a 20-17 victory over Kansas State in the Liberty Bowl in 2019.
	at ARMY BLACK KNIGHTS TBD <i>Game postponed due to Covid-19</i> - BYU and Army have never faced each other in football. The game against the Black Knights will give the Cougars its second matchup against a service academy after facing the Naval Academy in the season opener.
	TROY TROJANS SATURDAY, SEPT. 26 Another new face to LaVell Edwards Stadium, the Troy Trojans kickoff a home-and-home series with the Cougars. Former BYU offensive line coach Ryan Pugh, a protege of Jeff Grimes, is now the offensive coordinator at Troy.
	LOUISIANA TECH BULLDOGS FRIDAY, OCT. 2 In a first-time matchup, the Bulldogs of LA Tech will visit Provo in a game added to the unique schedule early in the 2020 season. The Bulldogs are coming off a 10-win season in 2019 and have won six consecutive bowl games under Skip Holtz.
	UTSA ROADRUNNERS SATURDAY, OCT. 10 UTSA started its football program in 2011, under former national championship coach, Larry Coker. The Roadrunners played one season at the FCS level before joining the FBS in 2012. The Roadrunners have spent the past seven seasons in Conference-USA.
	at HOUSTON COUGARS FRIDAY, OCT. 16 BYU beat Houston 33-25 at LaVell Edwards Stadium in 2013 behind 160 rushing yards from Taysom Hill and 139 from Jamaal Williams. The matchup of the Cougars is the third after BYU won in 2012 at Reliant Stadium.
	TEXAS STATE BOBCATS SATURDAY, OCT. 24 The Bobcats are another relatively new team to the FBS ranks after playing as an independent in 2011, WAC in 2012 and in the Sun Belt since 2013. Texas State won back-to-back FCS national championships in 1981-82.
	WESTERN KENTUCKY HILLTOPPERS SATURDAY, OCT. 31 Western Kentucky is coming off a 9-4 campaign in 2019 under C-USA Coach of the Year, Tyson Helton. The Hilltoppers return much of their talented squad for 2020. This will be the first meeting for the two schools.
	NORTH ALABAMA LIONS SATURDAY, NOV. 21 BYU hosts the Lions for the first time in program history. North Alabama moved from Division II to the FCS in 2018 and has gone 11-10 in its first two years as an independent and a member of the Big South Conference.

OFFENSIVE PLAYERS (alphabetical)

QUARTERBACK

17	CONOVER, Jacob	Fr.	6-1	205	Threw for more than 10,000 yards and 102 TDs in HS
10	FAKAHUA, Mason	Fr.	6-2	217	5,984 yards of total offense at Cedar City HS
3	HALL, Jaren	R-So.	6-1	205	Played in seven games with two starts in 2019
10	MAIWA-PETERS, Sol-Jay	Fr.	6-1	195	Prepped at St. John's College
17	REILLY, Rhett	R-Fr.	6-1	180	Scout team quarterback in 2019
16	ROMNEY, Baylor	R-So.	6-2	195	Played in four games with two starts in 2019
1	WILSON, Zach	Jr.	6-3	210	Threw for 2,382 yards and 11 touchdowns in 2019

RUNNING BACK

25	ALLGEIER, Tyler	R-So.	5-11	220	Rushed 17 times for 119 yards, added 1 rec. TD
20	FINAU, Sione	R-So.	5-11	185	Led with 359 rushing yards on 59 carries
4	KATOA, Lopini	R-Jr.	6-1	210	853 all-purpose yards and five total touchdowns
21	McCHESNEY, Jackson	R-Fr.	6-0	205	274 rushing yards and two touchdowns
7	ROPATI, Hinckley	So.	5-10	210	Transfer from Cerritos College
45	WESTER, Chase	R-Jr.	6-1	195	Played on the scout team

TIGHT END


89	BUSHMAN, Matt	Sr.	6-5	240	13 games, 47 receptions, 688 yards, 4 TDs
42	GRIFFITTS, Kyle	R-Sr.	6-3	236	Played in all 13 games in 2019
82	HANSHAW, Bentley	R-Fr.	6-6	225	Redshirted the 2017 season
80	LUNT, Lane	Jr.	6-4	230	Transfer from Butler Community College
83	REX, Isaac	R-Fr.	6-6	247	Played in 3 games with one 23-yard reception
35	TUIPULOTU, Ben	Fr.	6-3	230	Prepped at Fort Mill High School
32	TUIPULOTU, Hank	R-So.	6-3	235	Returning from injury in 2019
13	WAKE, Masen	So.	6-1	250	Played in 12 games in 2019
96	WHEAT, Carter	R-Fr.	6-4	236	Saw action in 3 games last season

WIDE RECEIVER

30	ANDRADA, Luc	R-Fr.	5-10	175	A member of the scout team in 2019
10	BROWN, Javelle	R-Fr.	6-1	187	Played in the scout team last season
85	COSPER, Braden	R-So.	6-3	205	Missed 2019 with injury
82	DAVIS, Miles	Fr.	6-2	202	Prepped at Las Vegas High School
0	EPPS, Kody	Fr.	5-11	180	USA Today All-American at Mater Dei
11	FALL, Terrance	Fr.	6-3	188	From Paris, France
36	GUNTHER, Talmage	R-Fr.	5-11	190	Competed with the scout team
12	HILL, Keanu	R-Fr.	6-4	210	Played in 3 games and had 40 receiving yards
22	JACKSON, Chris	Jr.	5-10	184	Transfer from Mt. San Antonio College
5	MILNE, Dax	Jr.	6-0	189	13 games, 21 receptions, 285 yards, 2 TDs
13	NELSON, Joe	Fr.	6-3	190	Prepped at Issaquah High School
26	NYBERG, Hobbs	Fr.	5-11	195	Also plays for BYU baseball team
2	PAU'U, Neil	R-Jr.	6-4	215	Redshirted 2019, 355 career receiving yards
18	ROMNEY, Gunner	Jr.	6-3	190	31 catches, 377 yards, 2 TDs in 2019

OFFENSIVE LINE

56	BARRINGTON, Clark	R-So.	6-6	302	10 games with four starts in 2019
65	BIRD, Chandler	Fr.	6-1	285	Attended St. Augustine Prep
67	CHRISTENSEN, Brady	R-Jr.	6-6	300	PFF No. 20 offensive lineman returning for 2020
66	EMPEY, James	R-Jr.	6-4	303	PFF No. 10 returning offensive lineman in 2020
71	FREELAND, Blake	So.	6-8	300	Started final 7 games of 2019 at right tackle
75	GENTRY, JT	R-So.	6-5	304	Played in three games last season
77	HERRING, Chandon	R-Sr.	6-7	310	Played in 13 game, starting 12 last year
69	HOGUE, Tristen	R-Sr.	6-5	310	Started the first 5 games in 2019 prior to injury
64	KEIM, Brayden	R-Fr.	6-8	280	A member of the scout team in 2019
76	LaCHANCE, Harris	R-So.	6-8	310	Played in all 13 games last season
74	LONGSON, Kieffer	R-Sr.	6-7	315	Played in first four games
70	PAY, Connor	Fr.	6-5	300	Father, Garry, played offensive line at BYU
61	SALEAPAGA, Keanu	R-Jr.	6-6	310	Started 11 of 12 games
63	TUKUAFU, Joe	R-Jr.	6-4	301	Played in four games, switching from TE
68	UNUTOA, Mo	R-Jr.	6-5	290	Redshirted the 2019 season after transfer
72	WILLIS, Seth	Fr.	6-5	290	Prepped at Newtown HS




MATT BUSHMAN • SR • TE • 6-5 • 240 • TUCSON, AZ

- Led team in 2017, 18, 19 in receiving yards
- Posted 47 receptions, 688 yards and 4 TDs in 2019
- Joined Gordon Hudson and Dennis Pitta as only BYU TEs with three consecutive 500-yard seasons



ZACH WILSON • JR • QB • 6-3 • 210 • DRAPER, UT

- Started nine games in 2019
- Led team with 2,382 passing yards last season
- Has started 16 of 18 career games
- Has 3,960 passing yards and 388 rushing yards in career




LOPINI KATOA • R-JR • RB • 6-1 • 210 • AMERICAN FORK, UT

- Led team in carries for second consecutive year in 2019
- Also had a team-high 853 all-purpose yards
- Posted 358 yards rushing, 288 receiving and 207 kick return
- 14 total touchdowns in career




TYLER ALLGEIER • R-SO • RB • 5-11 • 220 • FONTANA, CA

- Appeared 13 games in 2019, at both LB and RB
- Posted 119 rushing yards on 17 carries
- Added 67 receiving yards and one touchdown
- Had 26 total tackles on defense



GUNNER ROMNEY • JR • WR • 6-3 • 195 • CHANDLER, AZ

- Played in all 13 games in 2019
- Had 31 receptions, 377 yards and two touchdowns
- Averaged 12.2 yards per reception
- Caught a pass in 20 of 22 career games



BRADY CHRISTENSEN • R-JR • OL • 6-6 • 300 • BOUNTIFUL, UT

- Graded No. 12 (86.9) by Pro Football Focus in 2019
- PFF ranks as No. 20 overall returning lineman in 2020
- Helped BYU rank No. 28 in total offense
- Started every game at left tackle



JAMES EMPEY • R-JR • OL • 6-4 • 303 • AMERICAN FORK, UT

- No. 10 returning offensive lineman by Pro Football Focus
- Anchor of OL ranked No. 12 as a unit in 2019 by PFF
- No. 1 returning center in FBS by PFF over last two seasons
- Started all 26 games of career

BYU OFFENSE NOTABLES

- BYU returns every starter from an offensive line Pro Football Focus graded as the No. 12 unit in college football last season. All-America candidates Brady Christensen (26) and James Empey (26) return after having started every game together the past two seasons. Keanu Saleapaga (19), Tristen Hoge (18), Chandon Herring (12), Blake Freeland (7), Clark Barrington (4) and Kieffer Longson (3) all return with multiple-game starting experience.
- The offense improved by 78.9 yards per game from 2018 to 2019, going from 364.9 yards per game to 443.8. Passing yardage was the main catalyst, vaulting from 211.8 yards per game to 284.7. The Cougars also improved in their plays of 10 yards or more, going from 166 total in 2018 to 227 in 2019.
- Leading wide receivers Micah Simon, Alea Hifo and Talon Shumway are gone but Gunner Romney and Dax Milne both return with experience. Youngster Keanu Hill has all the skills to be a standout and the group will see a boost from the return of Neil Pau'u.

DEFENSIVE/SPECIALIST (alphabetical)**DEFENSIVE LINE**

56	BAKER, Tanner	So.	6-5	260	From Moorpark, California
92	BATTY, Tyler	Fr.	6-5	261	Recruited as No. 22 DL in the west by Scout.com
99	DAWE, Zac	R-Sr.	6-4	271	Played in all 13 games last year with 22 tackles
93	EL-BAKRI, Bracken	R-Sr.	6-3	286	Posted 37 tackles in 11 games in 2019
55	FAUATEA, Lorenzo	R-Jr.	6-4	305	Three TFL and two sacks in nine games last year
44	FEVALEAKI, Seleti	R-Fr.	6-3	270	Redshirted in 2019
73	HAWS, Caden	R-Fr.	6-2	315	Moved from offensive line
59	JACKSON, Fisher	Fr.	6-5	252	Prepped at Herriman High School
21	LATU, Hirkley	R-So.	6-3	235	On the scout team in 2018
58	LEIATAUA, Uriah	R-Sr.	6-4	265	Had 19 tackles in 12 games in 2019
94	LIVAI, Freddy	R-Fr.	6-3	260	Redshirted in 2019
62	MAHE, Atunaisa	R-So.	6-1	302	Played in all 13 games in 2019 with 22 tackles
88	PILIMAI, Alema	R-So.	6-4	245	Scout team in 2019, played in 5 game in 2016
78	SLACK, Andrew	Fr.	6-5	290	Prepped at Springville High School
80	SUMMERS, Gabe	R-So.	6-2	275	Eight tackles in six games in 2019
57	TOFA, Alden	R-Jr.	6-4	260	Played in 10 games last season
95	TONGA, Khyiris	Sr.	6-4	321	45 tackles, 4 tackles for loss in 2019
51	TUILOMA, Jeddy	R-Sr.	6-1	300	Played in one game last season
91	TUOTI-MARINER, Earl	R-Jr.	6-4	290	Six games in 2019 with four tackles

LINEBACKER

3	AH YOU, Chaz	Jr	6-2	206	31 tackles, 5.5 TFL, 1 INT, 1 FF in 11 games
59	ANDRUS, Truman	Fr.	6-2	215	Prepped at Oakridge High School
33	BYWATER, Ben	R-Fr.	6-3	220	Played in three games in 2019
17	CRIDDLE, Matthew	R-Jr.	6-1	205	Saw action in nine games with four tackles in 2019
34	FONUUA, Kavika	R-Sr.	6-0	205	Led BYU with 83 tackles in 13 games in 2019
46	JENSEN, Drew	R-So.	6-2	215	Played in seven games last season
53	KAUFUSI, Isaiah	R-Sr.	6-2	220	Started 10 of 13 games, finishing with 60 tackles
38	KAUFUSI, Jackson	R-So.	6-2	226	Had 21 tackles in nine games in 2019
52	LEWIS, Preston	Fr.	6-2	240	Prepped at Lone Peak High School
41	PILI, Keenan	R-So.	6-3	233	Had 25 tackles in 11 games last year
36	PUPUNU, Kade	R-Fr.	6-3	225	A scout team player in 2019
47	TANUVASA, Pepe	R-Jr.	6-1	230	Had to sit out 2019 due to NCAA transfer rules
31	TOOLEY, Max	R-So.	6-2	215	Posted 48 tackles and one INT in 2019
49	WILGAR, Payton	R-So.	6-3	245	Had 54 tackles and team-best 3 INT last season
35	WILSON, Josh	Fr.	6-0	215	Brother of QB Zach Wilson

DEFENSIVE BACK

23	ANDERSON, Zayne	R-Sr.	6-2	200	Started at safety and linebacker in career
15	CHRISTENSEN, Caleb	Fr.	5-9	193	Prepped at Sky View High School
2	ELLIS, Keenan	R-Jr.	6-0	181	Redshirted the 2019 season
27	GAGNIER, Tavita	R-Fr.	6-2	196	Had two tackles in three games last year
22	HANNEMANN, Ammon	R-Fr.	6-1	205	Saw action in one game last season
5	HARPER, Micah	Fr.	5-10	185	Prepped at Basha High School
11	HERRON, Isaiah	R-So.	6-1	175	Had 22 tackles in 11 games in 2019
43	KAPISI, Jared	R-Sr.	6-0	195	Played in two games last year
20	LIVINGSTON, Hayden	R-So.	6-1	200	Posted eight tackles in 12 games in 2019
16	MANDELL, D'Angelo	Jr.	6-1	185	21 tackles, 2 TFL, 1 quarterback hurry last year
28	MONEY, Jason	Jr.	6-1	203	Transfer from Snow College
12	MOORE, Malik	Jr.	6-1	181	Played in 12 games in 2019
26	PRICE, Mitchell	R-Jr.	6-0	195	Played in 10 games, mostly on special teams
10	PYPER, Morgan	R-Jr.	6-2	202	Saw action in five games in 2019
28	TUIPULOTU, Petey	Fr.	6-3	195	Brothers, Ben and Hank on the team
7	UDO, George	So.	6-1	210	Eight games last season as a true freshman
4	WARNER, Troy	R-Sr.	6-1	200	Played in four games with 11 tackles
32	WILCOX, Chris	R-Sr.	6-2	195	Redshirted the 2019 season
29	WILLIS, Shamon	R-Jr.	5-10	180	Saw action in 11 games with 12 tackles and 5 PBU
13	WILSON, Jaques	Jr.	5-11	185	Transfer from West LA College
37	WRIGHT, Wes	So.	6-1	175	Came from Snow College

SPECIALISTS

39	OLDROYD, Jacob (K/P)	R-So.	6-1	195	Two 50+ FG and averaged 43.2 yards per punt
24	REHKOW, Ryan (P/K)	Fr.	6-5	240	Prepped at Central Valley HS in Washington
87	HOGAN, Britton (LS)	R-So.	6-3	200	Backup snapper last season
84	RIGGS, Austin (LS)	Fr.	6-5	215	Prepped at Eagle High School
19	SMITH, Justen (K/P)	Fr.	6-2	190	Played at Brighton High School

**KHYIRIS TONGA • SR • DL • 6-4 • 321 • WEST VALLEY, UT**

- Started 21 of 39 career games
- Totaled 45 tackles in 2019
- Had four tackles for loss, one sack and two pass breakups
- 2019 Outland and Nagurski Watch List

**ZAYNE ANDERSON • R-SR • LB • 6-2 • 200 • STANSBURY PARK, UT**

- Redshirted 2019 due to injury
- Has played safety and linebacker
- Posted 121 career tackles and three interceptions
- Had 61 tackles in 12 starts in 2017

**ISAIAH KAUFUSI • R-SR • LB • 6-2 • 220 • COTTONWOOD HEIGHTS, UT**

- Played in 35 career games with 17 starts
- Posted 60 tackles in 2019 and 50 in 2018
- Also has 10.5 tackles for loss and four interceptions in career
- Had two interceptions, 4.5 TFL and five PBU in 2019

**KAVIKA FONUA • R-SR • LB • 6-0 • 205 • SYRACUSE, UT**

- Started all 12 of 13 games last season
- Led the team with 83 tackles in 2019
- Has played running back, defensive back and linebacker
- 121 career tackles in 41 total games

**PAYTON WILGAR • R-SO • LB • 6-3 • 245 • ST. GEORGE, UT**

- Started 12 of 13 games at linebacker in 2019
- 54 total tackles and 4.5 TFL
- Led the team with three interceptions last season
- Also played in three games in 2018

**TROY WARNER • R-SR • DB • 6-1 • 200 • SAN MARCOS, CA**

- Played in four games in 2019 but redshirted
- Has played in 35 career games with 24 starts
- Had 11 tackles in four games last season
- Has 92 career tackles and 14 pass breakups

**JACOB OLDROYD • R-SO • P/K • 6-1 • 195 • SOUTHLAKE, TX**

- BYU's primary punter and placekicker in 2019
- Two +50 yard field goals (first 50+ at BYU since 2006)
- Averaged 43.2 yards per punt
- Had 14 punts inside the 20 and nine of 50+

BYU DEFENSE/SPECIAL TEAMS NOTABLES

- BYU's defense was No. 16 nationally in allowing just 46 plays of 20 yards or more last season.
- The Cougars return a player with starting experience at every position, despite losing long-time starters Dayan Ghanwoloku and Austin Lee in the defensive backfield.
- Khyiris Tonga returns for his senior season after piling up 45 tackles from the defensive tackle position. The Outland Trophy candidate has played in 39 career games.
- BYU will also get three players back that were starters and significant contributors after redshirting 2019 due to injury. Chris Wilcox, Troy Warner and Zayne Anderson all return and should make an immediate impact.
- Jacob Oldroyd kicked a 54 and 51 yard field goals last season. It was the first time BYU connected on 50+ FGs since the 2006 season.

2019 OFFENSIVE STARTERS (bold=expected to return for 2020)

GAME	QB	RB/WR	RB/WR/TE	WR/TE	WR/TE	WR/TE	LT	LG	C	RG	RT
UTAH	Wilson	Williams	Bushman	Hifo	Shumway	Simon	Christensen	Herring	Empey	Hoge	Saleapaga
at TENNESSEE	Wilson	Williams	Tukuafu	Wake	Shumway	Simon	Christensen	Herring	Empey	Hoge	Saleapaga
USC	Wilson	Williams	Bushman	Hifo	Shumway	Simon	Christensen	Herring	Empey	Hoge	Saleapaga
WASHINGTON	Wilson	Williams	Bushman	Hifo	Shumway	Simon	Christensen	Herring	Empey	Hoge	Saleapaga
at TOLEDO	Wilson	Esukpa	Bushman	Hall	Shumway	Simon	Christensen	Herring	Empey	Hoge	Saleapaga
at USF	Hall	Esukpa	Bushman	Laulu-Pututau	Shumway	Simon	Christensen	Herring	Empey	Barrington	Saleapaga
BOISE ST.	B. Romney	Finau	Bushman	Wake	Shumway	Simon	Christensen	Herring	Empey	Barrington	Freeland
at UTAH ST.	Hall	Finau	Bushman	Laulu-Pututau	Shumway	Simon	Christensen	Saleapaga	Empey	Herring	Freeland
LIBERTY	B. Romney	Katoa	Bushman	Hifo	Shumway	Simon	Christensen	Saleapaga	Empey	Herring	Freeland
IDAHO ST.	Wilson	Esukpa	Laulu-Pututau	G. Romney	Shumway	Simon	Christensen	Saleapaga	Empey	Herring	Freeland
UMASS	Wilson	Katoa	Bushman	Hifo	Shumway	Simon	Christensen	Barrington	Empey	Herring	Freeland
at SDSU	Wilson	Katoa	Bushman	Hifo	Shumway	Simon	Christensen	Saleapaga	Empey	Herring	Freeland
vs. Hawai'i	Wilson	Katoa	Bushman	Hifo	Shumway	Simon	Christensen	Saleapaga	Empey	Barrington	Freeland

2019 DEFENSIVE STARTERS (bold=expected to return for 2020)

GAME	E	N	T/E	OE/BLB	FLB	MLB/NICKEL	BLB/NICKEL	LC	FS	SS	RC
UTAH	Dawe	Tonga	El-Bakri	T. Pili	Anderson	K. Pili	I. Kaufusi	Ghanwoloku	Livingston	Lee	Mandell
at TENNESSEE	Tuioti-Mariner	Mahe	El-Bakri	T. Pili	Wilgar	Fonua	I. Kaufusi	Ghanwoloku	Powell	Lee	Moore
USC	Nwigwe	Tonga	El-Bakri	T. Pili	Wilgar	Fonua	K. Pili	Ghanwoloku	Moore	Lee	Herron
WASHINGTON	Dawe	Tonga	El-Bakri	T. Pili	Wilgar	Fonua	I. Kaufusi	Ghanwoloku	Lee	Powell	Herron
at TOLEDO	Leiataua	Tonga	Fauatea	El-Bakri	Wilgar	Fonua	I. Kaufusi	Ghanwoloku	Lee	Tanner	Herron
at USF	Nwigwe	Tonga	E-Bakri	Leiataua	Wilgar	Fonua	I. Kaufusi	Moore	Lee	Tanner	Herron
BOISE ST.	El-Bakri	Tonga	Fauatea	D. Kaufusi	Wilgar	Fonua	Tooley	Willis	Lee	Ghanwoloku	Herron
at UTAH ST.	Nwigwe	Tonga	El-Bakri	Tooley	Wilgar	Fonua	Ah You	Mandell	Lee	Ghanwoloku	Herron
LIBERTY	Nwigwe	Tonga	El-Bakri	I. Kaufusi	Wilgar	Fonua	Kafentzis	Willis	Lee	Ghanwoloku	Herron
IDAHO ST.	Nwigwe	Tonga	T. Pili	I. Kaufusi	Wilgar	Fonua	Kafentzis	Ghanwoloku	Lee	Tanner	Wilcox
UMASS	El-Bakri	Tonga	T. Pili	I. Kaufusi	Wilgar	Fonua	Ah You	Ghanwoloku	Warner	Tanner	Mandell
at SDSU	Nwigwe	Mahe	Leiataua	T. Pili	Wilgar	Fonua	I. Kaufusi	Ghanwoloku	Lee	Warner	Mandell
vs. Hawai'i	Nwigwe	Tonga	Leiataua	Wilgar	Kafentzis	Fonua	I. Kaufusi	Ghanwoloku	Moore	Warner	Mandell

PASSING

NAME	GP	EFFIC	COMP	ATT	YDS	Y/A	PCT	LNG	INT	TD
WILSON, Zach	9	130.84	199	319	2,382	7.47	62.4	75	9	11
ROMNEY, Baylor	4	159.82	54	85	747	8.79	63.5	77	2	7
HALL, Jaren	7	151.26	31	46	420	9.13	67.4	36	0	1

RETURNING %

ATTEMPTS: 96.7%
COMPLETIONS: 95.9%
YARDS: 95.9%
TOUCHDOWNS: 95.0%

RECEIVING

NAME	GP	REC	YDS	Y/R	LNG	TD
BUSHMAN, Matt	13	47	688	14.6	44	4
ROMNEY, Gunner	13	31	377	12.2	43	2
KATOA, Lopini	12	24	288	12.0	77	1
MILNE, Dax	13	21	285	13.6	36	2

RETURNING %

RECEPTIONS: 48.0%
YARDS: 50.2%
TOUCHDOWNS: 50.0%

RUSHING

NAME	GP	ATT	YDS	Y/A	LNG	TD
FINAU, Sione	8	59	359	6.1	46	2
KATOA, Lopini	12	85	358	4.2	16	4
McCHESNEY, Jackson	3	25	274	11.0	62	2
WILSON, Zach	9	67	167	2.5	26	3
HALL, Jaren	7	29	139	4.8	32	3

RETURNING %

ATTEMPTS: 72.0%
YARDS: 70.6%
TOUCHDOWNS: 60.0%

DEFENSE

NAME	GP	SOLO	AST	TOT	TFL/YDS	SACK	YDS	INT	YDS	TD	FF	FR	FRYDS	QBH	PBU	BLK
FONUUA, Kavika	13	46	37	83	3.0-3	1.0	1	2	36	-	1	-	-	1	3	-
KAUFUSI, Isaiah	13	41	19	60	4.5-8	-	-	2	10	-	-	2	1	-	5	-
WILGAR, Payton	13	36	18	54	4.5-7	-	-	3	26	-	-	-	-	-	1	-
TOOLEY, Max	13	29	19	48	2.0-5	-	-	1	33	-	-	-	-	-	1	-
TONGA, Khyiris	13	28	17	45	4.0-18	1.0	6	-	-	-	-	-	-	1	2	-

RETURNING %

SOLO TACKLES: 75.2%
ASSISTED TACKLES: 77.3%
TOTAL TACKLES: 76.1%
TACKLES FOR LOSS: 77.0%
SACKS: 64.7%

INTERCEPTIONS: 80.0%
PASS BREAKUPS: 70.7%
QB HURRIES: 80.0%
FUMBLE RECOVERIES: 71.4%
FORCED FUMBLES: 66.7%
BLOCKS: 100.0%

2020 COMBINED

RETURNING
CAREER STARTS
OFFENSIVE LINE: 115
TIGHT ENDS: 30
QUARTERBACKS: 20
WIDE RECEIVERS: 11
RUNNING BACKS: 8

LINEBACKERS: 64
DEFENSIVE BACKS: 53
DEFENSIVE LINE: 59

TOTAL RETURNING %

RUSHING YARDS: 70.6%
PASSING YARDS: 95.9%
RECEIVING YARDS: 50.2%
TOTAL OFFENSE: 86.8%
ALL-PURPOSE: 59.3%
SCORING: 64.3%
PR RETURN YARDS: 21.6%
KR RETURN YARDS: 93.7%
PUNTING YARDS: 100.0%
TOTAL TACKLES: 76.1%
TACKLES FOR LOSS: 77.0%
SACKS: 64.7%
INTERCEPTIONS: 80.0%

SCORING

			PAT				
NAME	TD	FG	K	RSH	RCV	PA	PTS
OLDROYD, Jake	-	16-24	40-41	-	-	-	88
KATOA, Lopini	5	-	-	-	-	-	30
BUSHMAN, Matt	4	-	-	-	-	-	24
WILSON, Zach	3	-	-	0-1	-	-	18
HALL, Jaren	3	-	-	-	-	-	18
FINAU, Sione	2	-	-	-	-	-	12
ROMNEY, Gunner	2	-	-	-	-	-	12
MILNE, Dax	2	-	-	-	-	-	12
McCHESNEY, Jackson	2	-	-	-	-	-	12
TONGA, Khyiris	1	-	-	-	-	-	6
ALLGEIER, Tyler	1	-	-	-	-	-	6

RETURNING %

POINTS: 64.3%
TOUCHDOWNS: 54.3%
FIELD GOALS: 94.1%



OFFENSE

QB	1	Zach Wilson	6-3	210	Jr.
	16	Baylor Romney	6-2	193	R-So.
	-or- 3	Jaren Hall	6-1	205	R-So.
RB	4	Lopini Katoa	6-1	210	R-Jr.
	-or- 25	Tyler Allgeier	5-11	220	R-So.
FB	13	Masen Wake	6-1	250	So.
	42	Kyle Griffiths	6-3	245	R-Sr.
WR	18	Gunner Romney	6-3	195	Jr.
	12	Keanu Hill	6-4	210	R-Fr.
	-or- 85	Brayden Cosper	6-3	205	R-So.
WR	2	Neil Pau'u	6-4	215	R-Jr.
	0	Kody Epps	5-11	190	Fr.
WR	5	Dax Milne	6-1	189	Jr.
	22	Chris Jackson	5-10	184	Jr.
TE	89	Matt Bushman	6-5	240	Sr.
	83	Isaac Rex	6-6	247	R-Fr.
LT	67	Brady Christensen	6-6	300	R-Jr.
	76	Harris LaChance	6-8	310	R-So.
LG	56	Clark Barrington	6-5	302	R-So.
	74	Kieffer Longson	6-7	315	R-Sr.
C	66	James Empey	6-4	303	R-Jr.
	63	Joe Tukuafu	6-4	301	R-Jr.
RG	69	Tristen Hoge	6-5	310	R-Sr.
	70	Connor Pay	6-5	300	Fr.
RT	77	Chandon Herring	6-7	302	R-Sr.
	71	Blake Freeland	6-8	300	So

DEFENSE

DE	99	Zac Dawe	6-4	271	R-Sr.
	98	Gabe Summers	6-2	275	R-So.
	44	Seleti Fevaleaki	6-3	270	R-Fr.
N	95	Khyiris Tonga	6-4	321	Sr.
	55	Lorenzo Fauatea	6-4	305	R-Jr.
	-or- 73	Caden Haws	6-2	315	R-Fr.
T	93	Bracken El-Bakri	6-3	286	R-Sr.
	55	Lorenzo Fauatea	6-4	305	R-Jr.
	91	Earl Tuoti-Mariner	6-4	290	R-Jr.
OE	57	Alden Tofa	6-4	260	R-Jr.
	92	Tyler Batty	6-5	261	Fr.
	59	Fisher Jackson	6-5	252	Fr.
JACK	31	Max Tooley	6-2	215	R-So.
	-or- 47	Pepe Tanuvasa	6-1	230	R-Jr.
MIKE	41	Keenan Pili	6-3	233	R-So.
	34	Kavika Fonua	6-0	205	R-Sr.
ROVER	53	Isaiah Kaufusi	6-2	220	R-Sr.
	46	Drew Jensen	6-2	215	R-So.
FLASH	49	Payton Wilgar	6-3	245	R-So.
	33	Ben Bywater	6-3	220	R-Fr.
CINCO	3	Chaz Ah You	6-2	206	Jr.
	7	George Udo	6-1	210	So.
NICKEL	34	Kavika Fonua	6-0	205	R-Sr.
	29	Shamon Willis	5-10	180	Jr.
SS	4	Troy Warner	6-1	200	R-Sr.
	17	Matt Criddle	6-1	205	R-Jr.
	-or- 10	Morgan Pyper	6-2	202	R-So.
FS	23	Zayne Anderson	6-2	200	R-Sr.
	27	Tavita Gagnier	6-2	196	R-Fr.
	-or- 43	Jared Kapisi	6-0	195	R-Sr.
LC	32	Chris Wilcox	6-2	195	R-Sr.
	20	Hayden Livingston	6-1	200	R-So.
	-or- 5	Micah Harper	5-10	185	Fr.
RC	2	Keenan Ellis	6-0	181	R-Jr.
	0	D'Angelo Mandell	6-2	181	R-Jr.
	-or- 15	Caleb Christensen	5-9	193	Fr.

SPECIALISTS

PK	39	Jake Oldroyd	6-1	195	R-So.
	24	Ryan Rehkow	6-5	240	Fr.
H	20	Hayden Livingston	6-1	200	R-So.
	24	Ryan Rehkow	6-5	240	Fr.
LS	87	Britton Hogan	6-3	200	R-So.
	84	Austin Riggs	6-5	215	Fr.
P	24	Ryan Rehkow	6-5	240	Fr.
	39	Jake Oldroyd	6-1	195	R-So.
KRET	15	Caleb Christensen	5-9	193	Fr.
	21	Jackson McChesney	6-0	205	R-Fr.
PRET	5	Dax Milne	6-1	190	Jr.
	4	Lopini Katoa	6-1	210	R-Jr.
	18	Gunner Romney	6-3	195	Jr.

#	NAME	POS.	HT.	WT.	YR.	HOMETOWN/LAST SCHOOL
3	Ah You, Chaz	LB	6-2	206	Jr.	Eagle Mountain, UT/Westlake HS/Timpview HS
25	Allgeier, Tyler	RB	5-11	220	R-So.	Fontana, CA / Kaiser HS
23	Anderson, Zayne	LB	6-2	200	R-Sr.	Stansbury Park, UT / Stansbury HS
30	Andrada, Luc	RB	5-10	175	R-Fr.	Pueblo, CO / Pueblo East HS
59	Andrus, Truman	LB	6-2	215	Fr.	El Dorado Hills, CA / Oakridge HS
56	Barrington, Clark	OL	6-6	302	R-So.	Spokane, WA / University HS
92	Batty, Tyler	DL	6-5	265	Fr.	Payson, UT / Payson HS
65	Bird, Chandler	OL	6-1	285	Fr.	Ocean City, NJ / St. Augustine Prep
10	Brown, Javelle	RB	6-1	187	R-Fr.	San Diego, CA / Mira Mesa HS
89	Bushman, Matt	TE	6-5	240	Sr.	Tucson, AZ / Sabino HS
33	Bywater, Ben	LB	6-3	220	R-Fr.	Salt Lake City, UT / Olympus HS
67	Christensen, Brady	OL	6-5	300	R-Jr.	Bountiful, UT / Bountiful HS
15	Christensen, Caleb	DB	5-10	195	Fr.	Smithfield, UT / Sky View HS
17	Conover, Jacob	QB	6-1	205	Fr.	Chandler, AZ / Chandler HS
85	Cosper, Brayden	WR	6-3	205	R-So.	South Jordan, UT / Bingham HS
17	Criddle, Matthew	LB	6-1	205	R-Jr.	Highland, UT / Snow College
82	Davis, Miles	WR	6-1	202	Fr.	Las Vegas, NV / Las Vegas HS
99	Dawe, Zac	DL	6-4	271	R-Sr.	Pleasant Grove, UT / Pleasant Grove HS
93	El-Bakri, Bracken	DL	6-3	286	R-Sr.	Salt Lake City, UT / Brighton HS
2	Ellis, Keenan	DB	6-0	181	R-Jr.	San Diego, CA / Bonita Vista HS
66	Empey, James	OL	6-4	303	R-Jr.	American Fork, UT / American Fork HS
0	Epps, Kody	WR	5-11	180	Fr.	Los Angeles, CA / Mater Dei HS
10	Fakahua, Mason	QB	6-3	225	Fr.	Cedar City, UT / Cedar HS
11	Fall, Terence	WR	6-3	188	Fr.	Paris, France / Aquinas HS
55	Fauatea, Lorenzo	DL	6-4	305	R-Jr.	West Valley, Utah / Hunter HS
44	Fevaleaki, Seleti	DL	6-3	270	R-Fr.	Corona, CA / Centennial HS
20	Finau, Sione	RB	5-11	185	R-So.	Kearns, UT / Kearns HS
34	Fonua, Kavika	LB	6-0	205	R-Sr.	Syracuse, UT / Syracuse HS
71	Freeland, Blake	OL	6-8	300	So.	Herriman, UT / Herriman HS
27	Gagnier, Tavita	DB	6-2	196	R-Fr.	Tooele, UT / Stansbury HS
75	Gentry, JT	OL	6-5	304	R-So.	Littleton, CO / Columbine HS
42	Griffitts, Kyle	TE	6-3	235	R-Sr.	Windermere, FL / West Orange HS
36	Gunther, Talmage	WR	6-0	190	R-Fr.	Highland, UT / Lone Peak HS
3	Hall, Jaren	QB	6-1	205	R-So.	Spanish Fork, UT / Maple Mountain HS
22	Hannemann, Ammon	DB	6-1	205	R-Fr.	Highland, UT / Lone Peak HS
82	Hanshaw, Bentley	TE	6-6	220	R-Fr.	Moorpark, CA / Moorpark HS
5	Harper, Micah	DB	5-10	185	Fr.	Chandler, AZ / Basha HS
73	Haws, Caden	DL	6-2	315	R-Fr.	Little Rock, AR / Pulaski Academy
77	Herring, Chandon	OL	6-7	310	R-Sr.	Gilbert, AZ / Perry HS
11	Herron, Isaiah	DB	6-1	175	R-So.	Las Vegas, NV / Arbor View HS
12	Hill, Keanu	WR	6-4	210	R-Fr.	Eules, TX / Trinity HS
87	Hogan, Britton	LS	6-3	200	R-So.	Salt Lake City, UT / Olympus HS
69	Hoge, Tristen	OL	6-5	310	R-Sr.	Pocatello, ID / Notre Dame
22	Jackson, Chris	WR	5-10	184	Jr.	Pomona, CA / Mt. San Jacinto College
59	Jackson, Fisher	DL	6-5	252	Fr.	South Jordan, UT / Herriman HS
46	Jensen, Drew	LB	6-2	215	R-So.	Salt Lake City, UT / Brighton HS
43	Kapisi, Jared	DB	6-0	195	R-Sr.	Pukalani, HI / Maui HS
4	Katoa, Lopini	RB	6-1	210	R-Jr.	American Fork, UT / American Fork HS
53	Kaufusi, Isaiah	LB	6-2	220	R-Sr.	Cottonwood Heights, UT / Brighton HS
38	Kaufusi, Jackson	LB	6-2	226	R-So.	Cottonwood Heights, UT / Brighton HS
64	Keim, Brayden	OL	6-8	280	R-Fr.	Sandy, UT/Alta HS
76	LaChance, Harris	OL	6-8	310	R-So.	Herriman, UT / Herriman HS
21	Latu, Hirkley	DL	6-3	235	R-So.	Kahuku, HI / Kahuku HS
58	Leiataua, Uriah	DL	6-4	265	R-Sr.	Compton, CA / Dominguez HS
52	Lewis, Preston	DL	6-2	240	Fr.	Alpine, UT / Lone Peak HS
94	Livai, Freddy	DL	6-3	260	R-Fr.	Fontana, CA / AB Miller HS
20	Livingston, Hayden	DB	6-1	200	R-So.	Rigby, ID / Rigby HS

#	NAME	POS.	HT.	WT.	YR.	HOMETOWN/LAST SCHOOL
94	Livai, Freddy	DL	6-3	260	R-Fr.	Fontana, CA / AB Miller HS
20	Livingston, Hayden	DB	6-1	200	R-So.	Rigby, ID / Rigby HS
74	Longson, Kieffer	OL	6-7	315	R-Sr.	San Ramon, CA / Dougherty Valley HS
80	Lunt, Lane	TE	6-4	235	Jr.	Pima, AZ / Eastern Arizona College
62	Mahe, Atunaisa	DL	6-1	302	R-So.	West Jordan, UT / West Jordan HS
10	Maiava-Peters, Sol-Jay	QB	6-1	195	Fr.	Hau'ula, HI / St. John's College HS
0	Mandell, D'Angelo	DB	6-1	185	Jr.	San Diego, CA / Del Norte HS
21	McChensey, Jackson	RB	6-0	205	R-Fr.	Highland, UT / Lone Peak HS
5	Milne, Dax	WR	6-0	189	Jr.	South Jordan, UT / Bingham HS
28	Money, Jason	DB	6-1	203	Jr.	Spanish Fork, UT / Snow College
15	Moore, Kade	WR	5-11	170	Fr.	Lehi, UT / Lehi HS
12	Moore, Malik	DB	6-1	186	Jr.	San Diego, CA / Point Loma HS
48	Muti, Alex	LB	6-3	210	Fr.	Kona, HI / Konawena HS
13	Nelson, Joe	WR	6-3	195	Fr.	Issaquah, WA / Issaquah HS
26	Nyberg, Hobbs	WR	5-11	195	So.	St. George, UT / Dixie HS
39	Oldroyd, Jacob	K/P	6-1	195	R-So.	Southlake, TX / Carroll HS
2	Pau'u, Neil	WR	6-4	215	R-Jr.	Santa Ana, CA / Servite HS
70	Pay, Connor	OL	6-5	300	Fr.	Highland, UT / Lone Peak HS
41	Pili, Keenan	LB	6-3	233	R-So.	Provo, UT / Timpview HS
88	Pilimai, Alema	DL	6-4	245	R-So.	Tustin, CA / Tustin HS
26	Price, Mitchell	DB	6-0	195	R-Jr.	Pleasant Grove, UT / Pleasant Grove HS
36	Pupunu, Kade	LB	6-3	225	R-Fr.	Draper, UT / Corner Canyon HS
10	Pyper, Morgan	DB	6-2	202	R-Jr.	Idaho Falls, ID / Hillcrest HS
24	Rehkow, Ryan	P/K	6-6	240	Fr.	Spokane, WA / Central Valley HS
19	Reilly, Rhett	QB	6-2	180	So.	Valley Center, CA/Valley Center HS
83	Rex, Isaac	TE	6-6	247	R-Fr.	San Clemente, CA / San Clemente HS
84	Riggs, Austin	LS	6-5	230	Fr.	Eagle, ID / Eagle HS
16	Romney, Baylor	QB	6-2	195	R-So.	El Paso, TX / Franklin HS
18	Romney, Gunner	WR	6-3	195	Jr.	Chandler, AZ / Chandler HS
7	Ropati, Hinckley	RB	5-11	210	So.	Downey, CA / Cerritos College
61	Saleapaga, Keanu	OL	6-6	310	R-Jr.	Lakewood, California / La Mirada HS
78	Slack, Andrew	DL	6-5	300	Fr.	Springville, UT / Springville HS
98	Summers, Gabe	DL	6-2	275	R-So.	Saratoga Springs, UT/Westlake HS
47	Tanuvasa, Pepe	LB	6-1	230	R-Jr.	Tigard, OR / Navy
57	Tofa, Alden	DL	6-4	260	R-Jr.	West Jordan, UT / West Jordan HS
95	Tonga, Khyiris	DL	6-4	321	Sr.	West Valley, Utah / Granger HS
31	Tooley, Max	LB	6-2	215	R-So.	Bountiful, UT / Bountiful HS
51	Tuiloma, Jeddy	DL	6-1	300	R-Sr.	Topeka, KS / Butler CC
91	Tuioti-Mariner, Earl	DL	6-4	290	R-Jr.	Topeka, KS / Washburn HS
35	Tuipulotu, Ben	TE	6-3	230	Fr.	Fort Mill, SC / Nation Ford HS
32	Tuipulotu, Hank	TE	6-3	240	R-So.	Fort Mill, SC / Nation Ford HS
28	Tuipulotu, Petey	DB	6-3	196	Fr.	Fort Mill, SC / Nation Ford HS
63	Tukuafu, Joe	OL	6-4	301	R-Jr.	Glendale, UT / East HS
7	Udo, George	DB	6-1	210	So.	Walnut Creek, CA / Berean Christian HS
62	Unutoa, Eli	OL	6-5	310	Fr.	Anahola, HI / Kapaa HS
68	Unutoa, Mo	OL	6-5	300	R-Jr.	Kapaa, HI / Utah
13	Wake, Masen	TE	6-1	250	So.	Cedar Hills, UT / Lone Peak HS
4	Warner, Troy	DB	6-1	200	R-Sr.	San Marcos, CA / Mission Hills HS
45	Wester, Chase	RB	5-11	195	R-Jr.	Hoschton, GA / Jackson County HS
96	Wheat, Carter	TE	6-4	236	R-Fr.	Mesa, AZ / Red Mountain HS
32	Wilcox, Chris	DB	6-2	195	R-Sr.	Fontana, CA / Eleanor Roosevelt
49	Wilgar, Payton	LB	6-3	245	R-So.	St. George, UT / Dixie HS
72	Willis, Seth	OL	6-6	296	Fr.	Newtown, CT / Newtown HS
29	Willis, Shamon	DB	5-10	180	R-Jr.	Saratoga Springs, UT / Weber State
13	Wilson, Jaques	DB	5-11	185	Jr.	Los Angeles, CA / West LA College
35	Wilson, Josh	LB	6-0	215	Fr.	Draper, UT / Corner Canyon HS
1	Wilson, Zach	QB	6-3	210	Jr.	Draper, UT / Corner Canyon HS
37	Wright, Wes	DB	6-1	175	So.	Manti, UT / Snow College

0	Epps, Kody	WR	42	Griffitts, Kyle	TE
0	Mandell, D'Angelo	DB	43	Kapisi, Jared	DB
1	Wilson, Zach	QB	44	Fevaleaki, Seleti	DL
2	Ellis, Keenan	DB	45	Wester, Chase	RB
2	Pau'u, Neil	WR	46	Jensen, Drew	LB
3	Ah You, Chaz	LB	47	Tanuvasa, Pepe	LB
3	Hall, Jaren	QB	48	Muti, Alex	LB
4	Katoa, Lopini	RB	49	Wilgar, Payton	LB
4	Warner, Troy	DB	51	Tuiloma, Jeddy	DL
5	Milne, Dax	WR	52	Lewis, Preston	DL
5	Harper, Micah	DB	53	Kaufusi, Isaiah	LB
7	Ropati, Hinckley	RB	55	Fauatea, Lorenzo	DL
7	Udo, George	DB	56	Barrington, Clark	OL
10	Brown, Javelle	RB	57	Tofa, Alden	DL
10	Fakahua, Mason	QB	58	Leiataua, Uriah	DL
10	Maiava-Peters, Sol-Jay	QB	59	Andrus, Truman	LB
10	Pyper, Morgan	DB	59	Jackson, Fisher	DL
11	Fall, Terence	WR	61	Saleapaga, Keanu	OL
11	Herron, Isaiah	DB	62	Mahe, Atunaisa	DL
12	Hill, Keanu	WR	62	Unutoa, Eli	OL
12	Moore, Malik	DB	63	Tukuafu, Joe	OL
13	Nelson, Joe	WR	64	Keim, Brayden	OL
13	Wake, Masen	TE	65	Bird, Chandler	OL
13	Wilson, Jaques	DB	66	Empey, James	OL
15	Christensen, Caleb	DB	67	Christensen, Brady	OL
15	Moore, Kade	WR	68	Unutoa, Mo	OL
16	Romney, Baylor	QB	69	Hoge, Tristen	OL
17	Conover, Jacob	QB	70	Pay, Connor	OL
17	Criddle, Matthew	LB	71	Freeland, Blake	OL
18	Romney, Gunner	WR	72	Willis, Seth	OL
19	Reilly, Rhett	QB	73	Haws, Caden	DL
20	Livingston, Hayden	DB	74	Longson, Kieffer	OL
20	Finau, Sione	RB	75	Gentry, JT	OL
21	Latu, Hirkley	DL	76	LaChance, Harris	OL
21	McChensey, Jackson	RB	77	Herring, Chandon	OL
22	Hannemann, Ammon	DB	78	Slack, Andrew	DL
22	Jackson, Chris	WR	80	Lunt, Lane	TE
23	Anderson, Zayne	LB	82	Davis, Miles	WR
24	Rehkov, Ryan	P/K	82	Hanshaw, Bentley	TE
25	Algeier, Tyler	RB	83	Rex, Isaac	TE
26	Nyberg, Hobbs	WR	84	Riggs, Austin	LS
26	Price, Mitchell	DB	85	Cosper, Brayden	WR
27	Gagnier, Tavita	DB	87	Hogan, Britton	LS
28	Money, Jason	DB	88	Pilimai, Alema	DL
28	Tuipulotu, Petey	DB	89	Bushman, Matt	TE
29	Willis, Shamon	DB	91	Tuioti-Mariner, Earl	DL
30	Andrada, Luc	RB	92	Batty, Tyler	DL
31	Tooley, Max	LB	93	El-Bakri, Bracken	DL
32	Tuipulotu, Hank	TE	94	Livai, Freddy	DL
32	Wilcox, Chris	DB	95	Tonga, Khyiris	DL
33	Bywater, Ben	LB	96	Wheat, Carter	TE
34	Fonua, Kavika	LB	98	Summers, Gabe	DL
35	Wilson, Josh	LB	99	Dawe, Zac	DL
35	Tuipulotu, Ben	TE			
36	Gunther, Talmage	WR			
36	Pupunu, Kade	LB			
37	Wright, Wes	DB			
38	Kaufusi, Jackson	LB			
39	Oldroyd, Jacob	K/P			
41	Pili, Keenan	LB			

PRONUNCIATION GUIDE

Chaz Ah You	Awe-You
Tyler Allgeier	Al-jeer
Luc Andrada	Luke Ann-draw-duh
Zac Dawe	Daw (like Law with D)
Bracken El-Bakri	el-BACK-ree
Keenan Ellis	Kee-nan Ellis
James Empey	Emp-ee
Fakahua	FAH-ka-HOO-ah
Lorenzo Fauatea	Lo-Ren-zo Fow-uh-tay-uh
Seleti Fevaleaki	Seh-Leh-tee Fee-va-Lee-Ah-kee
Sione Finau	See-OH-nay Fee-now
Kavika Fonua	ka-VEE-kah fo-NOO-ah
Tavita Gagnier	Kah-vee-kah Gone-yay
Chandon Herring	CHAN-don Hair-ing
Isaiah Herron	Hare-an
Tristen Hoge	Hawj
Brayden Keim	Kime (Like Dime with a K)
Jared Kapisi	Kah-pee-see
Lopini Katoa	Loh-Pee-nee Kah-TOH-uh
Kaufusi	Kah-FOO-see
Hirkley Latu	Herk-lee LAW-too
Uriah Leiataua	Ur-eye-uh
	Lay-ah-Ta-OO-ah
Freddy Livai	Liv-Eye
Atunaisa Mahe	AH-too-Nye-suh
	Ma-hay
D'Angelo Mandell	Dee-Angelo
	Man-DELL
Dax Milne	Milln
Malik Moore	Mah-leek
Neil Pau'u	Pauw-oo
Keenan Pili	Kee-nan Pee-lee
Alema Pilimai	Uh-leh-muh Pee-lee-my
Kade Pupunu	Pu-Poo-noo
Ryan Rehkov	Ree-co
Hinckley Ropati	ROH-pot-ee
Keanu Saleapaga	Kee-AH-noo
	Saw-lay-uh-pah-gah
Pepe Tanuvasa	Peh-pay Tahnoo-Vahsah
Alden Tofa	All-den TOH-fah
Khyiris Tonga	Kye-riss Tonga
	(like the country)
Jeddy Tuiloma	Too-ee-loh-mah
Earl Tuioti-Mariner	Too-ee-oh-tee Mare-in-er
Tuipulotu	Too-ee-POO-loh-too
Joe Tukuafu	Tookoo-Ahfoo
George Udo	Oo-Doh
Mo/Eli Unutoa	Oo-noo-to-ah
Payton Wilgar	Will-Gar (like Car)
Shamon Willis	Shuh-mawn



NAME	POS.	HT.	WT.	HOMETOWN	LAST SCHOOL
Tate Romney^	LB	6-3	220	Chandler, Arizona	Chandler HS
Bodie Schoonover^	LB	6-4	215	American Fork, Utah	American Fork HS
Logan Pili^	LB	6-1	205	Provo, Utah	Timpview HS
Ace Kaufusi^	LB	6-3	200	Kahuku, Hawai'i	Kahuku HS
Josh Wilson	LB	6-0	210	Draper, Utah	Corner Canyon HS
Alex Muti^	LB/DL	6-3	205	Kealahou, Hawai'i	Konowaena HS
John Nelson^	DL	6-4	260	Salem, Utah	Salem Hills HS
Tuipulotu Lai^	DL	6-3	270	Lahaina, Hawai'i	Lahainaluna HS
Josh Larsen^	DL	6-4	230	Woods Cross, Utah	Woods Cross HS
Micah Harper	DB	5-11	170	Chandler, Arizona	Basha HS
Jacques Wilson	DB	5-11	185	Culver City, California	West LA College
Preston Rex^	DB	6-0	187	San Clemente, California	San Clemente HS
Ty Burke^	DB	6-1	175	Syracuse, Utah	Syracuse HS
Dean Jones^	DB	6-2	190	Phoenix, Arizona	North Canyon HS, ALA
Petey Tuipulotu	DB	6-3	190	Fort Mills, South Carolina	Nation Ford HS
Miles Davis	DB/WR	6-1	193	Las Vegas, Nevada	Las Vegas HS
Koa Eldredge^	WR	6-0	190	Honolulu, Hawai'i	Punahou HS
Devin Downing^	WR	6-2	175	American Fork, Utah	American Fork HS
Kody Epps	WR	5-10	170	Los Angeles, California	Mater Dei HS
Terence Fall	WR	6-2	185	Saint-Germain-en-Laye, France	Aquinas HS (Calif.)
Chris Jackson	WR	5-10	180	Pomona, California	Mt. San Antonio College
Devonta'e Henry-Cole	RB	5-9	197	Boca Raton, Florida	University of Utah
Bruce Garrett	RB	5-11	190	Texarkana, Texas	Pleasant Grove HS
Nukuluve Helu^	RB	6-1	195	Tooele, Utah	Tooele HS
Jake Griffin^	OL	6-6	265	Mesa, Arizona	Red Mountain HS
Isaiah Tupou^	OL	6-3	316	Sacramento, California	Grant Union HS
Sol-Jay Maiava	QB	6-0	190	Laie, Hawai'i	St. John's College HS

^plans to serve mission for The Church of Jesus Christ of Latter-day Saints prior to joining the team

RETURNED MISSIONARIES/NEW ADDITIONS (ENROLLED JANUARY 2020)

Preston Lewis	LB	6-2	240	Alpine, Utah	Lone Peak HS
Tyler Batty	DL	6-5	261	Payson, Utah	Payson HS
Andrew Slack	DL	6-5	290	Springville, Utah	Springville HS
Caleb Christensen	DB	5-9	193	Smithfield, Utah	Sky View HS
Bentley Hanshaw	TE	6-6	220	Moorpark, California	Moorpark HS
Seth Willis	OL	6-5	290	Sandy Hook, Connecticut	Newtown HS
Ryan Rehkow	K/P	6-5	240	Veradale, Washington	Central Valley HS
Mason Fakahua	ATH	6-3	217	Cedar City, Utah	Cedar City HS
Fisher Jackson	DL	6-5	252	South Jordan, Utah	Herriman HS

EXPECTED RETURNED MISSIONARIES/NEW ADDITIONS (FALL)

Tanner Baker	DL	6-5	260	Moorpark, California	Allatoona HS
Ben Tuipulotu	TE	6-4	200	Fort Mill, South Carolina	Nation Ford HS
Campbell Barrington	OL	6-6	280	Spokane, Washington	University HS
Connor Pay	OL	6-6	295	Highland, Utah	Lone Peak HS
Tysen Lewis	OL	6-5	270	Ogden, Utah	Weber HS

3 CHAZ AH YOU JR • LB • 6-2 • 206 • SARATOGA SPRINGS, UT • WESTLAKE/TIMPVIEV HS



- Parents are Jasen and Joann
- LDS mission to Rancho Cucamonga, California
- At Westlake and Timpview HS, selected to Salt Lake Tribune two-time first-team All-State selection
- A four-year starter in football
- Also lettered in basketball and track
- Played 2017 season at BYU, totaling seven games and had nine tackles
- Played in 11 games in 2019 with 31 tackles and posted 5.5 tackles for loss

CAREER HIGHS

Tackles	7, at Toledo ('19)
Solo	4, USC ('19)
Assisted	4, at Toledo ('19)
TFL	2, USC ('19)
Sacks	1, at Tennessee ('19)
QBH	-
PBU	1, three times

YEAR	GP	SOLO	AST	TOT	TFL/Y	SACKS	YDS	INT	YDS	TD	FF	FR	FRYDS	QBH	PBU
2017	7	6	3	9	1 / 2	0	0	0	0	0	0	0	0	0	0
2019	11	24	7	31	5.5 / 16	1	6	1	14	0	1	1	0	0	3
TOTALS:	18	30	10	40	6.5 / 18	1	6	1	14	0	1	1	0	0	3

25 TYLER ALLGEIER R-SO • RB • 5-11 • 220 • FONTANA, CA • KAISER HS



- The all-time leading rusher for Kaiser High School
- As a senior ran for 2,470 yards on 231 carries and scored 29 touchdowns
- Played in four games in 2018
- Redshirted 2018 under NCAA four-game rule
- Totaled 103 all-purpose yards, including 57 kick return yards
- Saw action at linebacker and at running back in 2019
- Posted 26 total tackles on defense and 119 rushing yards with one receiving touchdown on offense

CAREER HIGHS

Rushes	8, vs. Hawai'i ('19)
Yards	77, vs. Hawai'i ('19)
Long rush	36, vs. Hawai'i ('19)
Rushing TD	-
Receptions	2, at SDSU ('19)
Yards	57, at UMass ('19)
Long reception	57, at UMass ('19)

Year	GP	REC	YDS	Y/R	LNG	TD	ATT	YDS	Y/A	LNG	TD
2018	4	1	-3	-3.00	0	0	9	49	5.44	44	0
2019	13	3	67	22.33	57	1	17	119	7.00	36	0
TOTALS:	34	4	64	16.00	57	1	26	168	6.46	44	0

23 ZAYNE ANDERSON R-SR • DB • 6-2 • 200 • STANSBURY PARK, UT • STANSBURY HS



- Parents are Robert and Angie
- An all-state and all-region selection out of Stansbury Park
- Also a state champion in track in the 4x100m, 100m, 200m and medley relay
- A team captain in 2018, started four games before season-ending injury
- Has started 17 games and played in 39
- Has 121 career tackles and three interceptions
- Played safety and outside linebacker, expected to return to safety in 2020

CAREER HIGHS

Tackles	12, Cal ('18)
Solo	9, Cal ('18)
Assisted	6, twice
TFL	1, Cal ('18)
Sacks	-
QBH	-
PBU	1, three times

Year	GP	SOLO	AST	TOT	TFL/Y	NO	YDS	INT	YDS	TD	FF	FR	FRYDS	QBH	PBU
2015	8	3	0	3	0 / 0	0	0	0	0	0	0	0	0	0	0
2016	13	6	5	11	0 / 0	0	0	0	0	0	0	1	0	0	0
2017	12	41	20	61	0 / 0	0	0	2	27	0	3	1	0	0	2
2018 (R)	4	23	13	36	1 / 2	0	0	1	12	0	0	0	0	0	1
2019 (M)	2	8	2	10	0.5 / 1	0	0	0	0	0	0	0	0	0	1
TOTALS:	39	81	40	121	1.5 / 3	0	0	3	39	0	3	2	0	0	4

30 LUC ANDRADA R-FR • RB • 5-10 • 175 • PUEBLO, CO • PUEBLO EAST HS



- Redshirted the 2019 season
- Threw for 3,135 yards and 33 touchdowns as a senior at Pueblo East
- Ran for 886 yards and 17 scores senior year
- Totaled 6,575 passing yards and 62 touchdowns to go along with 1,671 rushing yards and 33 rushing touchdowns in high school
- State champion in the 100-meter with a 10.62 personal best
- Also ran a personal-best 21.41 in the 200-meter

CAREER HIGHS

Rushes	-
Yards	-
Long rush	-
Rushing TD	-
Receptions	-
Yards	-
Long reception	-
Receiving TD	-


56 CLARK BARRINGTON R-SO • OL • 6-6 • 302 • SPOKANE, WA • UNIVERSITY HS



- Parents are Shawn and Jacque
- Mission to Kampala, Uganda
- Father played baseball and mother played basketball at the University of Arizona
- A member of the honor roll at University HS
- Named an all-state performer in high school
- A member of the scout team in 2018
- Played in 10 games with four starts in 2019

10 JAVELLE BROWN

R-FR • RB • 6-1 • 187 • SAN DIEGO, CA • MIRA MESA HS



- Mother is Allison Brown
- Has two sisters
- Redshirted the 2019 season
- A member of the scout team as a defensive back but switched to wide receiver in spring 2020
- Ran for 652 rushing yards, had 540 receiving yards and 291 kick-return yards as a senior in 2018
- Also competed in the 100-meter, 200-meter, 4x100, 4x200 relay teams

CAREER HIGHS

Rushes	-
Yards	-
Long rush	-
Rushing TD	-
Receptions	-
Yards	-
Long reception	-
Receiving TD	-

89 MATT BUSHMAN

SR • TE • 6-5 • 240 • TUCSON, AZ • SABINO HS



- Married to Emily Lewis, former BYU volleyball player and daughter of Chad Lewis, former BYU All-American tight end and Michele Fellows, former BYU All-American volleyball player
- Parents are Ben and Shannon
- Mission to Santiago, Chile
- Also played for BYU baseball team in 2017
- Freshman All-American in 2017
- Led BYU in receiving for three consecutive seasons
- Lindy's Sports ranks Bushman as No. 5 TE in college football for 2020


CAREER HIGHS

Receptions	9, at Fresno State ('17)
Yards	101, Boise State ('19)
Long reception	44, Liberty ('19)
Touchdowns	2, Boise State ('19)

Year	GP	REC	YDS	Y/R	LNG	TD
2017	13	49	520	10.61	37	3
2018	13	29	511	17.62	39	2
2019	13	47	688	14.64	44	4
TOTALS:	39	125	1719	13.75	44	9

33 BEN BYWATER

R-FR • LB • 6-3 • 220 • SALT LAKE CITY, UT • OLYMPUS HS



- Parents are Stephanie and David
- Has three sisters and one brother
- Mission to Guatemala City South
- Played in three games in 2019 and redshirted
- Saw action against Idaho State, UMass and Hawai'i
- Posted five tackles against UMass

CAREER HIGHS

Tackles	5, at UMass
Solo	3, at UMass
Assisted	2, at UMass
TFL	-
Sacks	-
QBH	-
PBU	-

YEAR	GP	SOLO	AST	TOT	TFL/Y	SACKS	YDS	INT	YDS	TD	FF	FR	FRYDS	QBH	PBU
2019	3	5	3	8	0 / 0	0	0	0	0	0	0	0	0	0	0
TOTALS:	3	5	3	8	0 / 0	0	0	0	0	0	0	0	0	0	0

67 BRADY CHRISTENSEN

R-JR • OL • 6-6 • 300 • BOUNTIFUL, UT • BOUNTIFUL HS



- Parents are Shauna and Doug
- Has three siblings
- Mission to Hamilton, New Zealand
- All-state selection at Bountiful HS
- Started all 13 games at left tackle as a redshirt freshman in 2018
- Ranked No. 2 freshman offensive tackle in college football in 2018 by Pro Football Focus
- Rated No. 12 offensive lineman by Pro Football Focus in 2019
- 2019 Outland Trophy Watch List

85 BRAYDEN COSPER R-SO • WR • 6-3 • 205 • SOUTH JORDAN, UT • BINGHAM HS



- Parents are Matt and Alicia
- 2017 Deseret News First-Team All-State
- Named MVP at the Level Up Elites Camp
- Helped Bingham win the 2016 5A and 2017 6A state championship
- Also played basketball at Bingham High School
- Redshirted the 2018 season
- Played in three games in 2019

CAREER HIGHS

Receptions	-
Yards	-
Long reception	-
Touchdowns	-

Year	GP	REC	YDS	Y/R	LNG	TD
2019	3	0	0	0	0	0
TOTALS:	3	0	0	0	0	0

17 MATTHEW CRIDDLE R-JR • LB • 6-1 • 205 • HIGHLAND, UT • SNOW COLLEGE



- Parents are Leah and Mike
- Mission to Guayaquil, Ecuador
- Younger brother of former BYU defensive back Ben Criddle
- Has seven siblings
- Prepped at Lone Peak High School prior to attending Snow College
- Saw action in nine games in 2019, with four tackles
- Played in all 13 games in 2018, mostly on special teams

CAREER HIGHS

Tackles	2, at UMass ('19)
Solo	1, twice
Assisted	1, four times
TFL	-
Sacks	-
QBH	-
PBU	-

YEAR	GP	SOLO	AST	TOT	TFL/Y	SACKS	YDS	INT	YDS	TD	FF	FR	FRYDS	QBH	PBU
2018	13	1	1	2	0 / 0	0	0	0	0	0	0	0	0	0	1
2019	9	1	3	4	0 / 0	0	0	0	0	0	0	0	0	0	0
TOTALS:	22	2	4	6	0 / 0	0	0	0	0	0	0	0	0	0	1

99 ZAC DAWE R-SR • DL • 6-4 • 271 • PLEASANT GROVE, UT • PLEASANT GROVE HS



- Parents are Ian and Marlo
- Mission to Houston, Texas
- Older brother, Parker, played offensive line at BYU
- Started career on offensive line but moved to defense after 2017
- Played in 13 games in 2019 with two starts
- Posted 22 tackles and 2.5 tackles for loss
- Played in all 13 games in 2018, starting one on the defensive line

CAREER HIGHS

Tackles	3, five times
Solo	3, three times
Assisted	3, at Toledo
TFL	1, six times
Sacks	1.5 at Toledo('19)
QBH	-
PBU	1, Western Mich. ('18)

Year	GP	SOLO	AST	TOT	TFL/Y	NO	YDS	INT	YDS	TD	FF	FR	FRYDS	QBH	PBU
2016	0	0	0	0	0	0	0	0	0	0	0	0	0	0	0
2017	0	0	0	0	0	0	0	0	0	0	0	0	0	0	0
2018	13	12	4	16	4 / 11	1	8	0	0	0	0	0	0	0	1
2019	13	11	11	22	2.5 / 15	1.5	13	0	0	0	0	0	0	0	0
TOTALS:	26	23	15	38	6.5 / 26	2.5	21	0	0	0	0	0	0	0	1

93 BRACKEN EL-BAKRI R-SR • DL • 6-3 • 286 • COTTONWOOD HEIGHTS, UT • BRIGHTON HS



- Parents are Jere and Krista
- Mission to Dallas Texas
- Older brother, Brayden, played fullback at BYU
- Played as a fullback in 2017
- Started eight games in 2018 on the defensive line, playing in 12
- Posted 24 tackles, 1.5 tackles for loss, one sack and forced one fumble
- Started 10 of 11 games in 2019 and had 37 total tackles

CAREER HIGHS

Tackles	7, at Toledo ('19)
Solo	4, twice
Assisted	7, at Toledo ('19)
TFL	1.5, at UMass ('18)
Sacks	1, at UMass ('18)
QBH	-
PBU	-

Year	GP	SOLO	AST	TOT	TFL/Y	NO	YDS	INT	YDS	TD	FF	FR	FRYDS	QBH	PBU
2014	0	0	0	0	0	0	0	0	0	0	0	0	0	0	0
2017	7	0	0	0	0 / 0	0	0	0	0	0	0	0	0	0	0
2018	12	13	11	24	1.5 / 4	1	3	0	0	0	1	0	0	0	0
2019	11	18	19	37	1.5 / 4	0	0	0	0	0	0	0	0	0	0
TOTALS:	30	31	30	61	3 / 8	1	3	0	0	0	1	0	0	0	0

2 KEENAN ELLIS

R-JR • DB • 6-0 • 181 • SAN DIEGO, CA • BONITA VISTA HS



- Parents are Saadia and Keenan
- Has one brother and one sister
- Helped Bonita Vista to a CIF Championship and runner-up to the state championship
- Posted 972 receiving yards as a senior to go along with nine touchdowns
- Also had 235 kick return yards senior season at Bonita Vista
- Did not play in 2019 and was a member of the scout team
- Played in 12 games, starting one in 2018

CAREER HIGHS

Tackles	3, Cal ('18)
Solo	3, Cal ('18)
Assisted	1, Western Mich. ('18)
TFL	-
Sacks	-
QBH	-
PBU	1, twice

Year	GP	SOLO	AST	TOT	TFL/Y	NO	YDS	INT	YDS	TD	FF	FR	FRYDS	QBH	PBU
2017	0	0	0	0	0	0	0	0	0	0	0	0	0	0	0
2018	12	8	1	9	0 / 0	0	0	0	0	0	0	0	0	0	2
2019	0	0	0	0	0	0	0	0	0	0	0	0	0	0	0
TOTALS:	12	8	1	9	0 / 0	0	0	0	0	0	0	0	0	0	2

66 JAMES EMPEY

R-JR • OL • 6-4 • 303 • AMERICAN FORK, UT • AMERICAN FORK HS



- Parents are Stephanie and Mike Empey
- Father, Mike, played OL at BYU and was a team captain and also coached OL and TE at BYU
- Mission to Lisbon, Portugal
- Named Freshman All-America by 2018 Football Writers Association of America
- Named 2018 No. 1 freshman center by Pro Football Focus
- Started all 13 games in 2019
- Named No. 10 returning lineman by Pro Football Focus for 2020

55 LORENZO FAUATEA

R-JR • DL • 6-4 • 305 • WEST VALLEY, UT • HUNTER HS



- Parents are Matthew and Kika
- Named Region 21 Defensive MVP by the Deseret News and All-Region selection
- Deseret News and Salt Lake Tribune 5A First Team All-State selection
- Played in the Polynesian Bowl
- Played in three games before medical redshirt due to injury in 2017
- Played in all 13 games, starting one in 2018
- Started two games and played in nine in 2019

CAREER HIGHS

Tackles	5, twice
Solo	4, twice
Assisted	3, at Utah State ('17)
TFL	1.5, Western Mich. ('18)
Sacks	1.5, Western Mich. ('18)
QBH	-
PBU	1, Cal ('18)

YEAR	GP	SOLO	AST	TOT	TFL/Y	SACKS	YDS	INT	YDS	TD	FF	FR	FRYDS	QBH	PBU
2017	3	0	4	4	0.5 / 0	0	0	0	0	0	0	0	0	1	0
2018	13	9	4	13	2.5 / 16	2.5	16	0	0	0	0	0	0	0	1
2019	9	14	7	21	3 / 11	2	8	0	0	0	1	0	0	1	0
TOTALS:	25	23	15	38	6 / 27	4.5	24	0	0	0	1	0	0	2	1

44 SELETI FEVALEAKI

R-FR • DL • 6-3 • 270 • CORONA, CA • CENTENNIAL HS



- Mission to St. Louis, Missouri
- Helped Centennial High School to an 11-2 record in 2016 and a trip to the CIF Southern semifinals
- Team ranked No. 3 in the state of California in 2016 ...
- Two-time All-CIF defensive lineman ...
- Part of Huskies team that won the CIF Southern Section championship and trip the state championship playoffs in California ...
- Redshirted the 2019 season

20 SIONE FINAU

R-SO • RB • 5-11 • 185 • KEARNS, UT • KEARNS HS



- Mother is LoyAnn Finau
- Mission to San Jose, California
- Deseret New Region 6 MVP at Kearns HS
- Tribune 2015 Coaches' All-State 4A Second Team
- Won the 4A state championship in the 110 meter hurdles
- Played in eight games with two starts in 2019
- Led BYU in rushing yards with 359 and averaged 6.1 yards per carry

CAREER HIGHS

Rushes	16, Idaho State ('19)
Yards	102, Idaho State ('19)
Long rush	46, Boise State ('19)
Rushing TD	1, twice
Receptions	2, Idaho State ('19)
Yards	57, at UMass ('19)
Long reception	13, Idaho State ('19)

Year	GP	REC	YDS	Y/R	LNG	TD	ATT	YDS	Y/A	LNG	TD
2018	4	0	0	0	0	0	0	0	0	0	0
2019	8	4	29	7.25	13	0	59	359	6.08	46	2
TOTALS:	12	4	29	7.25	13	0	59	359	6.08	46	2

34 KAVIKA FONUA R-SR • LB • 6-0 • 205 • SYRACUSE, UT • SYRACUSE HS



- Parents are Dean and Stacy
- Mission to Vancouver, Canada
- Has played in 41 games as a defensive back, linebacker and running back
- Played in four games in 2017 as a running back, posting 18 carries for 87 yards before injury
- Missed 2018 season due to injury in camp
- Played 13 games with 12 starts at linebacker in 2019
- Led the team with 83 total tackles last season

CAREER HIGHS

Tackles	13, USC ('19)
Solo	9, USC ('19)
Assisted	7, at Tennessee ('19)
TFL	1, four times
Sacks	1, at Hawai'i ('19)
QBH	1, at Utah State ('19)
PBU	1, three times

YEAR	GP	SOLO	AST	TOT	TFL/Y	SACKS	YDS	INT	YDS	TD	FF	FR	FRYDS	QBH	PBU
2014	11	11	3	14	1 / 1	0	0	0	0	0	0	0	0	0	0
2016	13	13	11	24	1 / 4	0	0	0	0	0	0	0	0	0	0
2017	4	0	0	0	0 / 0	0	0	0	0	0	0	0	0	0	0
2019	13	46	37	83	3 / 3	1	1	2	36	0	1	0	0	1	3
TOTALS:	41	70	51	121	5 / 8	1	1	2	36	0	1	0	0	1	3

71 BLAKE FREELAND SO • OL • 6-8 • 300 • HERRIMAN, UT • HERRIMAN HS



- Dad James played football for BYU football team in 1994-95
- Mom, Debbie Dimond was an honorable mention All-American BYU women's basketball player (91-95)
- Three-time team captain at Herriman where he played quarterback and tight end
- State Champion in the shot put and javelin
- 2018 all-state basketball
- Started final seven games of 2019 season at right tackle as a true freshman
- Part of an offensive line ranked No. 12 by Pro Football Focus in 2019

27 TAVITA GAGNIER R-FR • DB • 6-2 • 196 • TOOELE, UT • STANSBURY HS



- Parents are Keri Deros, Stacey Hall and Daniel Gagnier
- Has four brothers and four sisters
- Helped Stansbury to two region championships
- Named first-team all-region as a junior and senior
- Team MVP as a senior
- An all-state second-teamer as a senior
- Played in three games in 2019 and had two tackles

CAREER HIGHS

Tackles	1, twice ('19)
Solo	1, UMass ('19)
Assisted	1, at Hawai'i ('19)
TFL	-
Sacks	-
QBH	-
PBU	-

Year	GP	SOLO	AST	TOT	TFL/Y	NO	YDS	INT	YDS	TD	FF	FR	FRYDS	QBH	PBU
2019	3	1	1	2	0 / 0	0	0	0	0	0	0	0	0	0	0
TOTALS:	3	1	1	2	0 / 0	0	0	0	0	0	0	0	0	0	0

75 JT GENTRY R-SO • OL • 6-5 • 304 • LITTLETON, CO • COLUMBINE HS



- Parents are Todd and Susan
- Mission to Budapest, Hungary
- Earned All-State Academic honors for three years in HS
- Named to 2015 CHSAA/Max Preps All-State First Team, Colorado Preps 5A All-State First-Team and Denver Post All-Colorado team
- A member of the scout team in 2018
- Played in three game in 2019

42 KYLE GRIFFITTS

R-SR • TE • 6-3 • 235 • WINDERMERE, FL • WEST ORANGE HS



- Parents are Erin and Bobby
- Twin brother, Hayden, also played at BYU as did their father Bobby
- Mission to Comodoro Rivadavia, Argentina
- Helped West Orange to the playoffs for the first time in school history
- Named 2013 All-State and set school records for passing and scoring
- Played in eight games in 2017 and was a member of the scout team in 2018
- Played in all 13 games in 2019, mostly on special teams and as a blocker

CAREER HIGHS

Receptions	-
Yards	-
Long reception	-
Touchdowns	-

Year	GP	REC	YDS	Y/R	LNG	TD
2017	8	0	0	0	0	0
2019	13	0	0	0	0	0
TOTALS:	21	0	0	0	0	0

36 TALMAGE GUNTHER

R-FR • WR • 5-11 • 190 • CEDAR HILLS, UT • LONE PEAK HS




- Parents are Christina and Bruce
- Married to Brooke
- 2015 Deseret News first-team all-state, Salt Lake Tribune All-Tribune team, Daily Herald Player of the Year
- 2015 Region 4 MVP
- Also played varsity basketball at Lone Peak
- A member of the scout team in 2019

CAREER HIGHS

Receptions	-
Yards	-
Long reception	-
Touchdowns	-

3 JAREN HALL

R-SO • QB • 6-1 • 205 • SPANISH FORK, UT • SPANISH FORK HS



- Parents are Kalin and Hollie, father, Kalin, played running back at BYU and brother KJ also played
- Mission to Roseville, California
- Deseret News 4A Honorable Mention and Region 8 First Team in 2014 and 2015
- Also plays on the BYU baseball team
- Played in two games in 2018
- Played in seven games, including two starts in 2019
- Completed 31 of 46 passes for 420 yards and one TD, also added 139 rushing yards and three TDs

CAREER HIGHS

Completions	15, at USF ('19)
Attempts	23, at USF ('19)
Yards	214, at USU ('19)
Passing TDs	1, at USF ('19)
Long pass	36, at USU ('19)
Rushes	16, at USF ('19)
Yards	83, at USF ('19)
Long Rush	32, at USF ('19)

YEAR	GP	COMP	ATT	YDS	Y/A	PCT	LNG	INT	TD	EFFIC	ATT	YDS	Y/A	LNG	TD
2018	2	0	0	0	0	0		0	0	0	4	4	1.00	2	0
2019	7	31	46	420	9.13	0.67	36	0	1	151.26	29	139	4.79	32	3
TOTALS:	9	31	46	420	9.13	0.67	36	0	1	151.26	33	143	4.33	32	3

22 AMMON HANNEMANN

R-FR • DB • 6-1 • 205 • HIGHLAND, UT • LONE PEAK HS



- Parents are Howard and Mindy
- Brothers Micah and Jacob both played football at BYU
- Mission to Roseville, California
- As a senior, 61 tackles, two interceptions including a pick-six, four pass breakups and a fumble recovery
- Named to Salt Lake Tribune 5A All-State Team and Deseret News 5A All-State Second Team
- Redshirted the 2019 season and played in one game
- Posted one solo tackle at UMass

CAREER HIGHS

Tackles	1, at UMass ('19)
Solo	1, at UMass ('19)
Assisted	-
TFL	-
Sacks	-
QBH	-
PBU	-

YEAR	GP	SOLO	AST	TOT	TFL/Y	SACKS	YDS	INT	YDS	TD	FF	FR	FRYDS	QBH	PBU
2019	1	1	0	1	0	0	0	0	0	0	0	0	0	0	0
TOTALS:	1	1	0	1	0	0	0	0	0	0	0	0	0	0	0

82 BENTLEY HANSHAW

R-FR • TE • 6-6 • 220 • MOORPARK, CA • MOORPARK HS



- Parents are Rachelle and Tim
- His father, Tim Hanshaw, played offensive line for BYU (1988, 1991-1994) and in the NFL for the San Francisco 49ers (1995-1998)
- Mission to Sydney, Australia
- An all-county and all-league performer
- 41 receptions for 493 yards and six touchdowns as a senior
- Redshirted in 2017

CAREER HIGHS

Receptions	-
Yards	-
Long reception	-
Touchdowns	-

73 CADEN HAWS R-FR • DL • 6-2 • 315 • LITTLE ROCK, AR • PULASKI ACADEMY



- Parents are Shari and Kurt
- Has one brother and one sister
- Four year Honor Roll student
- 2014 and 2015 State Champion at Pulaski Academy
- USA Today All Arkansas Team
- Named Willie Roaf Award for best O-Lineman in the state
- Moved to defensive line after redshirting in 2019

CAREER HIGHS

Tackles	-
Solo	-
Assisted	-
TFL	-
Sacks	-
QBH	-
PBU	-

77 CHANDON HERRING R-SR • OL • 6-7 • 310 • GILBERT, AZ • PERRY HS



- Parents are Mike and Kimberly
- Mission to Washington, DC
- Played both offensive and defensive lines at Perry HS
- Also was a track and field thrower
- Has played in 37 games
- Played in 12 games in 2018 with two starts
- Started 12 of 13 games in 2019

11 ISAIAH HERRON R-SO • DB • 6-1 • 175 • LAS VEGAS, NV • ARBOR VIEW HS



- Parents are Duane Herron and Jazmine Orr
- Named Las Vegas Review-Journal All-State honorable mention in 2016
- Helped Arbor View HS to a 30-4 record as a member of the varsity squad with three league titles and state runner-up twice
- Played in four games in 2018 prior to redshirting
- Started seven of 11 games in 2019
- Posted 22 tackles and two pass breakups

CAREER HIGHS

Tackles	5, USC ('19)
Solo	4, USC ('19)
Assisted	2, at Toledo ('19)
TFL	1, twice
Sacks	-
QBH	-
PBU	1, twice

Year	GP	SOLO	AST	TOT	TFL/Y	NO	YDS	INT	YDS	TD	FF	FR	FRYDS	QBH	PBU
2018	4	2	2	4	0 / 0	0	0	0	0	0	0	0	0	0	0
2019	11	17	5	22	2 / 10	0	0	0	0	0	0	0	0	0	2
TOTALS:	15	19	7	26	2 / 10	0	0	0	0	0	0	0	0	0	2

12 KEANU HILL R-FR • WR • 6-4 • 210 • BEDFORD, TX • TRINITY HS




- Parents Hannah and Lloyd
- Majoring in Chemistry
- Has one sister
- 2017 All-District at Trinity HS
- Redshirted 2019 and played in three games
- Had three receptions for 40 yards vs. Idaho State

CAREER HIGHS

Receptions	3, Idaho State ('19)
Yards	40, Idaho State ('19)
Long reception	17, Idaho State ('19)
Touchdowns	-


Year	GP	REC	YDS	Y/R	LNG	TD
2019	3	3	40	0	0	0
TOTALS:	21	0	0	0	0	0

87 BRITTON HOGAN R-SO • LS • 6-3 • 200 • SALT LAKE CITY, UT • OLYMPUS HS



- Prepped at Olympus HS
- Played tight end and defensive end
- Ranked 14th in the nation for long snappers nationally in the 2016 class
- A member of the scout team in 2016 and 2019
- Redshirted in 2016

69 TRISTEN HOGE R-SR • OL • 6-5 • 310 • POCATELLO, ID • NOTRE DAME



- Parents are Cindy and Marty
- Cousin of BYU running back Beau Hoge, nephew of NFL running back Merrill Hoge
- Transferred from Notre Dame
- Parade All-American, All-USA Today team
- Played in six games at Notre Dame
- Started all 13 games in 2018 after redshirting in 2017
- Started first 5 games of 2019 prior to injury

46 DREW JENSEN

R-SO • LB • 6-2 • 215 • SALT LAKE CITY, UT • BRIGHTON HS



- Parents are Rich and Shauna
- Mission to Santa Fe, Argentina
- Helped Brighton to a trip to the playoffs with a 7-4 record
- All-Conference honorable mention team
- Threw javelin and placed sixth in Utah as a freshman
- Played in one game in 2018 before season-ending injury
- Played in seven games in 2019 at linebacker and on special teams

CAREER HIGHS

Tackles	2, four times
Solo	-
Assisted	2, four times
TFL	-
Sacks	-
QBH	-
PBU	1, at UMass ('19)

YEAR	GP	SOLO	AST	TOT	TFL/Y	SACKS	YDS	INT	YDS	TD	FF	FR	FRYDS	QBH	PBU
2018	1	0	0	0	0 / 0	0	0	0	0	0	0	0	0	0	0
2019	7	0	8	8	0 / 0	0	0	0	0	0	0	0	0	0	1
TOTALS:	8	0	8	8	0 / 0	0	0	0	0	0	0	0	0	0	1

43 JARED KAPISI

R-SR • DB • 6-0 • 195 • PUKALANI, HI • MAUI HS



- Parents are Miki and Joe Kapisi
- Mission to Scottsdale, Arizona
- All-league first team (WR) 2012 and 2013 at Maui HS
- Also lettered in soccer and track and field
- Spent two years on the scout team in 2014 and 2017
- Played in 12 games in 2018, mostly on special teams
- Totaled four tackles

CAREER HIGHS

Tackles	3, New Mexico St. ('18)
Solo	2, New Mexico St. ('18)
Assisted	1, New Mexico St. ('18)
TFL	-
Sacks	-
QBH	-
PBU	-

YEAR	GP	SOLO	AST	TOT	TFL/Y	SACKS	YDS	INT	YDS	TD	FF	FR	FRYDS	QBH	PBU
2018	12	3	1	4	0 / 0	0	0	0	0	0	0	0	0	0	0
2019	2	0	0	0	0 / 0	0	0	0	0	0	0	0	0	0	0
TOTALS:	14	3	1	4	0 / 0	0	0	0	0	0	0	0	0	0	0

4 LOPINI KATOA

R-JR • RB • 6-1 • 210 • AMERICAN FORK, UT • AMERICAN FORK HS



- Parents are Angie and Sam Katoa
- Mission to Independence, Missouri
- A 2014 all-state selection out of American Fork HS
- Played in 11 games in 2018, starting two
- Led the team in rushing yards with 423 on 76 carries and eight touchdowns
- Added 20 receptions, 114 yards and one touchdown
- Played in 12 games in 2019 and led the team with 853 all-purpose yards

CAREER HIGHS

Rushes	19, New Mexico St. ('18)
Yards	155, New Mexico St. ('18)
Long rush	50, New Mexico St. ('18)
Rushing TD	4, New Mexico St. ('18)
Receptions	7, at Washington ('18)
Yards	129, at USU ('19)
Long reception	77, at USU ('19)
Receiving TD	1, twice

Year	GP	REC	YDS	Y/R	LNG	TD	ATT	YDS	Y/A	LNG	TD
2018	11	20	114	5.70	27	1	76	423	5.57	50	8
2019	12	24	288	12.00	77	1	85	358	4.21	16	4
TOTALS:	23	44	402	9.14	77	2	161	781	4.85	50	12

53 ISAIAH KAUFUSI R-SR • LB • 6-2 • 220 • COTTONWOOD HEIGHTS, UT • BRIGHTON HS



- Parents are Jeff and Brooke
- Wife's name is Breanna
- Brother, Jackson, is currently on the BYU football team
- Mission to Nukualofa, Tonga
- Deseret News and Salt Lake Tribune 5A All-State First Team selection
- Has played in 35 career games with 16 starts at linebacker
- Posted 60 tackles in 2019 with two interceptions

CAREER HIGHS

Tackles	14, at UMass ('18)
Solo	6, three times
Assisted	10, at UMass ('18)
TFL	2, Northern Illinois ('18)
Sacks	1, Hawai'i ('18)
QBH	-
PBU	2, twice
Interceptions	1, four times

Year	GP	SOLO	AST	TOT	TFL/Y	NO	YDS	INT	YDS	TD	FF	FR	FRYDS	QBH	PBU
2017	11	5	6	11	0 / 0	0	0	0	0	0	0	0	0	0	0
2018	11	30	20	50	6 / 14	1	3	2	18	0	1	0	0	0	4
2019	13	41	19	60	4.5 / 8	0	0	2	10	0	0	2	1	0	5
TOTALS:	35	76	45	121	10.5 / 22	1	3	4	28	0	1	2	1	0	9

38 JACKSON KAUFUSI R-SO • LB • 6-2 • 226 • COTTONWOOD HEIGHTS, UT • BRIGHTON HS




- Parents are Jeff and Brooke
- Wife's name is Hallie
- Brother, Isaiah, is currently on the BYU football team
- Mission to Melbourne, Australia
- Deseret News All-State Second Team in 2015
- Played in 13 games at linebacker over the past two seasons, totaling 22 tackles
- Moved to running back in spring of 2020

CAREER HIGHS

Rushes	-
Yards	-
Long rush	-
Rushing TD	-
Receptions	-
Yards	-
Long reception	-
Receiving TD	-

64 BRAYDEN KEIM R-FR • OL • 6-8 • 280 • SANDY, UT • ALTA HS



- Parents are Tiffany and Mike
- Has three sisters
- Prepped at Alta High School under Alema Teo
- Honor Roll student
- Moved from tight end to offensive line in fall of 2019
- Redshirted the 2019 season

76 HARRIS LACHANCE R-SO • OL • 6-8 • 310 • HERRIMAN, UT • HERRIMAN HS



- Parents are Mindy McDermaid and Larry LaChance
- Has two siblings
- Mission to Nashville, Tennessee
- Named all-region and all-state in 2014 at Herriman HS
- Helped Herriman to region titles in 2013 and 2014
- Redshirted after playing in four games in 2018
- Played in all 13 games in 2019, mostly on special teams

21 HIRKLEY LATU R-SO • DL • 6-3 • 235 • KAHUKU, HI • KAHUKU HS



- Parents are Roxanne and Peni
- Has two brothers and three sisters
- LDS mission to Atlanta, Georgia
- Prepped at Kahuku High School under Vavae Tata
- Helped the Red Raiders to 2015 OIA championship and state title after 14-0 season
- A 2015 first-team all-state selection and first-team OIA
- Redshirted in 2018 and was not with the team in 2019

CAREER HIGHS

Tackles	-
Solo	-
Assisted	-
TFL	-
Sacks	-
QBH	-
PBU	-
Interceptions	-

58 URIAH LEIATAUA

R-SR • DL • 6-4 • 265 • COMPTON, CA • DOMINGUEZ HS



- Parents are Siu and Vaosa Leiataua
- Mission to Apia, Samoa
- Has five sisters
- All-CIF Defense First Team and All-CIF Southeast Division selection
- San Gabriel Valley League MVP and second-team Press Telegraph Dream Team honoree
- Played in 28 career games after redshirting in 2016
- Had 19 tackles in 2019 with 2.5 tackles for loss and one sack

CAREER HIGHS

Tackles	3, three times
Solo	3, at Toledo ('19)
Assisted	3, at UMass ('19)
TFL	2, at Toledo ('19)
Sacks	1, at Toledo ('19)
QBH	1, at Utah State ('19)
PBU	-

YEAR	GP	SOLO	AST	TOT	TFL/Y	SACKS	YDS	INT	YDS	TD	FF	FR	FRYDS	QBH	PBU
2017	7	3	2	5	0 / 0	0	0	0	0	0	0	0	0	0	0
2018	9	3	3	6	0 / 0	0	0	0	0	0	0	0	0	0	1
2019	12	9	10	19	2.5 / 11	1	8	0	0	0	0	0	0	1	0
TOTALS:	28	15	15	30	2.5 / 11	1	8	0	0	0	0	0	0	1	1

94 FREDDY LIVAI

R-FR • DL • 6-3 • 260 • FONTANA, CA • AB MILLER HS



- Parents are Fatai and Aho
- Married to Amanda
- Has three brothers and two sisters
- Mission to Nukualofa, Tonga
- 2014 and 2015 All-CIF
- Redshirted the 2019 season as a member of the scout team

CAREER HIGHS

Tackles	-
Solo	-
Assisted	-
TFL	-
Sacks	-
QBH	-
PBU	-

20 HAYDEN LIVINGSTON

R-SO • DB • 6-1 • 200 • RIGBY, ID • RIGBY HS



- Parents are Melissa and Jeremy
- Has two younger sisters and two younger brothers
- Mission to Leeds, United Kingdom
- 2015 East Idaho Player of the Year as a quarterback at Rigby
- USA Today All-Idaho First Team
- Scout team quarterback in 2016
- Switched to defense for the 2019 season, playing in 12 games with one start at safety

CAREER HIGHS

Tackles	2, twice
Solo	2, at UMass ('19)
Assisted	1, twice
TFL	-
Sacks	-
QBH	-
PBU	-

YEAR	GP	SOLO	AST	TOT	TFL/Y	SACKS	YDS	INT	YDS	TD	FF	FR	FRYDS	QBH	PBU
2019	12	6	2	8	0 / 0	0	0	0	0	0	0	1	0	0	0
TOTALS:	12	6	2	8	0 / 0	0	0	0	0	0	0	1	0	0	0

74 KIEFFER LONGSON

R-SR • OL • 6-7 • 315 • SAN RAMON, CA • DOUGHERTY VALLEY HS



- Parents are Kim and Thad
- Wife's name is Macayla
- Mission to Toronto, Canada
- Named All-East Bay third-team offense by the Contra Costa Times
- Has played in 11 career games
- Started three games in 2018
- Played in four games in 2019

62 ATUNAISA MAHE

R-SO • DL • 6-1 • 302 • WEST JORDAN, UT • WEST JORDAN HS



- Parents are Mafi and Kalofiamia
- Mission to Nuku'alofa, Tonga
- Deseret News 5A All-State Second Team
- Helped West Jordan High School to the first round of the state playoffs
- Was the top heavyweight power-lifter in a 2015 Weber High tournament
- Redshirted the 2018 season
- Played in 13 games with two starts

CAREER HIGHS

Tackles	5, at SDSU ('19)
Solo	4, at SDSU ('19)
Assisted	3, at UMass ('19)
TFL	1, three times
Sacks	1, twice
QBH	1, twice
PBU	-

YEAR	GP	SOLO	AST	TOT	TFL/Y	SACKS	YDS	INT	YDS	TD	FF	FR	FRYDS	QBH	PBU
2019	13	14	8	22	3 / 16	2	15	0	0	0	0	0	0	2	0
TOTALS:	13	14	8	22	3 / 16	2	15	0	0	0	0	0	0	2	0

0 D'ANGELO MANDELL R-JR • DB • 6-1 • 185 • SAN DIEGO, CA • DEL NORTE HS



- Parents are Daisy and Darrell
- Three-time All-CIF selection
- Four-time first-team all-league selection
- Three-time first-team North County selection
- Ran track, including the 100, 200 and 400-meter events
- Played in 12 games in 2018, starting four
- Played in all 13 games, including five starts in 2019

CAREER HIGHS

Tackles	5, at Utah State ('19)
Solo	3, twice
Assisted	4, at Utah State ('19)
TFL	1, twice
Sacks	-
QBH	1, at Utah State ('19)
PBU	-
Interceptions	-

Year	GP	SOLO	AST	TOT	TFL/Y	NO	YDS	INT	YDS	TD	FF	FR	FRYDS	QBH	PBU
2018	13	6	3	9	0 / 0	0	0	0	0	0	0	0	0	0	0
2019	13	17	4	21	2 / 7	0	0	0	0	0	0	0	0	1	0
TOTALS:	26	23	7	30	2 / 7	0	0	0	0	0	0	0	0	1	0

21 JACKSON MCCHESENEY R-FR • RB • 6-0 • 205 • HIGHLAND, UT • LONE PEAK HS



- Parents are Meisha and Todd
- Has three brothers and one sister
- Mission to Concepcion, Chile
- 5A First Team All-State as a senior with over 700 yards rushing and 500 yards receiving
- Played in three games in 2019 and redshirted
- Set the BYU freshman record with 228 rushing yards at UMass
- Averaged 10.96 yards per carry on 25 total carries in 2019

CAREER HIGHS

Rushes	15, at UMass ('19)
Yards	228, at UMass ('19)
Long rush	62, at UMass ('19)
Rushing TD	2, at UMass ('19)
Receptions	2, at UMass ('19)
Yards	-7, at UMass ('19)
Long reception	0, at UMass ('19)
Receiving TD	-

Year	GP	REC	YDS	Y/R	LNG	TD	ATT	YDS	Y/A	LNG	TD
2019	3	2	-7	-3.50	0	0	25	274	10.96	62	2
TOTALS:	3	2	-7	-3.50	0	0	25	274	10.96	62	2

5 DAX MILNE JR • WR • 6-0 • 189 • SOUTH JORDAN, UT • BINGHAM HS



- Parents are Darren and Jill
- Salt Lake Tribune 6A All-State second team
- Deseret News 6A All-State honorable mention
- Played in nine games, starting three in 2018
- Had 10 receptions, 69 yards and one touchdown in 2018
- Played in all 13 games in 2019
- Posted 21 receptions, 285 yards and two touchdowns last season

CAREER HIGHS

Receptions	4, Washington ('19)
Yards	60, at Utah State ('19)
Long reception	36, at Utah State ('19)
Touchdowns	1, three times

Year	GP	REC	YDS	Y/R	LNG	TD
2018	10	10	69	6.90	9	1
2019	13	21	285	13.57	36	2
TOTALS:	23	31	354	11.42	36	3

12 MALIK MOORE JR • DB • 6-1 • 186 • SAN DIEGO, CA • POINT LOMA HS



- Parents Kizzy and Nyere
- All-Western league honorable mention
- Played running back, receiver, punt returner and defensive back at Point Loma High School
- Also ran track in high school
- Played in 13 games in 2018
- Saw action in 12 games in 2019, including four starts
- Posted 14 tackles last season

CAREER HIGHS

Tackles	3, two times
Solo	2, four times
Assisted	2, USC ('19)
TFL	-
Sacks	-
QBH	-
PBU	-

YEAR	GP	SOLO	AST	TOT	TFL/Y	SACKS	YDS	INT	YDS	TD	FF	FR	FRYDS	QBH	PBU
2018	13	2	1	3	0 / 0	0	0	1	1	0	0	0	0	0	0
2019	12	10	4	14	0 / 0	0	0	0	0	0	0	0	0	0	0
TOTALS:	25	12	5	17	0 / 0	0	0	1	1	0	0	0	0	0	0

39 JAKE OLDROYD R-SO • K/P • 6-1 • 195 • SOUTHLAKE, TX • CARROLL HS



- Parents are Matthew and Jennifer
- Mission to Ororno, Chile
- Played freshman season at BYU in 2016, making game-winning 33-yard field goal in season opener at Arizona
- Played in three game in 2016 before redshirting due to injury
- Played in all 13 games in 2019, handling the majority of punting and kicking duties
- Made BYU's first 50-yard FG since 2006 last year (54 vs. Washington)

CAREER HIGHS

Field Goals Made	3, three times ('19)
Field Goals Attempted	4, twice
Long Field Goal	54, Washington ('19)
PATs made	7, at UMass ('19)
PATs attempted	7, at UMass ('19)
Points scored	12, USC ('19)
Punts	5, Boise State ('19)
Punt yards	201, at Tennessee ('19)
Long Punt	56, three times
Inside the 20	3, at Hawai'i ('19)

Year	GP	NO	YDS	AVG	TB	OB	FGM	FGA	PCT	LNG	BLK	XPM	XPA	PCT	PTS
2016	3	5	230	46.00	1	0	3	4	75.00	43	1	1	1	100.00	10
2019	13	4	217	54.25	0	0	16	24	66.67	54	0	40	41	97.56	88
TOTALS:	32	9	447	49.67	1	0	19	28	67.86	54	1	41	42	97.62	98

Year	GP	Punt	YDS	AVG	LNG	IN20	50+	FC	TB	BLK
2016	3	0	0	0	0	0	0	0	0	0
2019	13	42	1813	43.17	56	14	9	11	2	0
TOTALS:	32	42	1813	43.17	56	14	9	11	2	0

2 NEIL PAU'U R-JR • WR • 6-4 • 215 • SANTA ANA, CA • SERVITE HS



- Parents are Tupou and Uepi
- Mission to Salt Lake City
- Younger brother of former BYU linebacker Butch Pau'u
- Played receiver and was also a dual-threat quarterback at Servite HS
- Has played in 24 career games with three starts
- Caught 32 passes for 355 yards and three touchdowns in career
- Redshirted the 2019 season

CAREER HIGHS

Receptions	4, twice
Yards	62, at UMass ('18)
Long reception	48, Western Mich. ('18)
Receiving TD	1, three times

Year	GP	REC	YDS	Y/R	LNG	TD
2017	11	14	139	9.93	28	2
2018	13	18	216	12.00	48	1
TOTALS:	24	32	355	11.09	48	3

41 KEENAN PILI R-SO • LB • 6-3 • 233 • PROVO, UT • TIMPVIEV HS



- Parents are Rebecca and Wayland
- Brother of current BYU defensive lineman Trajan Pili
- Cousin Ifo Pili played DL for BYU in 1997-98, 2001-03
- Mission to Orlando, Florida
- A Semper Fi All-American at Timpviev HS
- Redshirted the 2016 season as a member of the scout team
- Played in 11 games with one start at linebacker

CAREER HIGHS

Tackles	5, at UMass ('19)
Solo	4, twice
Assisted	2, three times
TFL	1, Liberty ('19)
Sacks	1, Liberty ('19)
QBH	-
PBU	1, twice

YEAR	GP	SOLO	AST	TOT	TFL/Y	SACKS	YDS	INT	YDS	TD	FF	FR	FRYDS	QBH	PBU
2019	11	17	8	25	1.5 / 9	1	8	0	0	0	0	0	0	0	2
TOTALS:	11	17	8	25	1.5 / 9	1	8	0	0	0	0	0	0	0	2

88 ALEMA PILIMAI

R-SO • DL • 6-4 • 245 • TUSTIN, CA • TUSTIN HS



- Parents Sunsue and Vanu
- Mission to Micronesia, Guam
- The No. 9 outside linebacker in California out of Tustin HS
- Named All-League and All-CIF First Team
- Played in five games in 2016 at tight end
- Redshirted in 2019
- Moved to defensive end in spring 2020

CAREER HIGHS

Tackles	-
Solo	-
Assisted	-
TFL	-
Sacks	-
QBH	-
PBU	-
Interceptions	-

Year	GP	SOLO	AST	TOT	TFL/Y	NO	YDS	INT	YDS	TD	FF	FR	FRYDS	QBH	PBU
2016	5	0	0	0	0 / 0	0	0	0	0	0	0	0	0	0	0
TOTALS:	5	0	0	0	0 / 0	0	0	0	0	0	0	0	0	0	0

26 MITCHELL PRICE

JR • DB • 6-0 • 195 • PLEASANT GROVE, UT • PLEASANT GROVE HS



- Parents are Steven and Sherri
- Mission to Billings, Montana
- Prepped at Pleasant Grove High school
- Played two varsity years for the Vikings and posted 85 tackles
- Joined the team in spring of 2018
- Played in 11 games in 2018, mostly on special teams
- Saw action in 10 games in 2019


CAREER HIGHS

Tackles	1, three times
Solo	1, three times
Assisted	-
TFL	-
Sacks	-
QBH	-
PBU	-
Interceptions	-

Year	GP	SOLO	AST	TOT	TFL/Y	SACKS	YDS	INT	YDS	TD	FF	FR	FRYDS	QBH	PBU
2018	11	1	0	1	0 / 0	0	0	0	0	0	0	0	0	0	0
2019	10	2	0	2	0 / 0	0	0	0	0	0	0	0	0	0	0
TOTALS:	21	3	0	3	0 / 0	0	0	0	0	0	0	0	0	0	0

36 KADE PUPUNU

R-FR • LB • 6-3 • 225 • DRAPER, UT • CORNER CANYON HS



- Parents are Alfred and Mindi
- Father, Alfred, played 11 years in the NFL
- Mission to Uruguay
- Prepped at Corner Canyon HS
- Posted 58 tackles and 5.5 sacks as a senior at Corner Canyon
- Also competed in wrestling and track
- A member of the scout team in 2019

CAREER HIGHS

Tackles	-
Solo	-
Assisted	-
TFL	-
Sacks	-
QBH	-
PBU	-
Interceptions	-

10 MORGAN PYPER

R-SO • DB • 6-2 • 202 • IDAHO FALLS, ID • HILLCREST HS



- Parents are Ion and Darla
- Mission to Milan, Italy
- High Country Conference Player of the Year at Hillcrest HS
- Had 1,105 all purpose yards and 11 TDs in just nine games
- Also ran track and played basketball
- Redshirted the 2018 season as a member of the scout team
- Played in five games in 2019

CAREER HIGHS

Tackles	1, twice
Solo	1, Liberty
Assisted	1, at Utah State
TFL	-
Sacks	-
QBH	-
PBU	-

Year	GP	SOLO	AST	TOT	TFL/Y	SACKS	YDS	INT	YDS	TD	FF	FR	FRYDS	QBH	PBU
2019	5	1	1	2	0 / 0	0	0	0	0	0	0	0	0	0	0
TOTALS:	5	1	1	2	0 / 0	0	0	0	0	0	0	0	0	0	0

19 RHETT REILLY

SO • QB • 6-2 • 180 • VALLEY CENTER, CA • VALLEY CENTER HS



- Parents Tori and Keith
- Majoring in construction management
- Has one brother and three sisters
- Mission to Posadas, Argentina
- Served as the scout team quarterback in 2019
- Named the scout team player of the week vs. Idaho State

83 ISAAC REX

R-FR • TE • 6-6 • 247 • SAN CLEMENTE, CA • SAN CLEMENTE HS



- Parents are Byron and Amy
- Father, Byron, was an All-American tight end and two-time All-WAC selection at BYU
- Mission to Samoa
- A two-time All-South Coast League and All-CIF performer at both linebacker (2015) as a junior and tight end (2016) as a senior
- Redshirted in 2019 but played in three games
- Caught one pass for 23 yards against UMass

CAREER HIGHS

Receptions	1, at UMass ('19)
Yards	23, at UMass ('19)
Long reception	23, at UMass ('19)
Receiving TD	-

Year	GP	REC	YDS	Y/R	LNG	TD
2019	3	1	23	23.00	23	0
TOTALS:	3	1	23	23.00	23	0

16 BAYLOR ROMNEY

R-SO • QB • 6-2 • 195 • EL PASO, TX • FRANKLIN HS



- Parents are Jeni and Cade
- Wife Elise competes in the pole vault for BYU track and field team
- Has three siblings, including BYU wide receiver Gunner Romney
- Nephew of former BYU wideout Matt Allen
- Mission to Carlsbad, California
- Scout team quarterback in 2018
- Played in four games with two starts in 2019, winning both starts

CAREER HIGHS

Completions	23, Liberty ('19)
Attempts	33, Liberty ('19)
Yards	262, Liberty ('19)
Passing TDs	3, Liberty ('19)
Long pass	77, at USU ('19)
Rushes	8, Boise State ('19)
Yards	36, Liberty ('19)
Long Rush	18, Liberty ('19)
Rushing TDs	-

YEAR	GP	COMP	ATT	YDS	Y/A	PCT	LNG	INT	TD	EFFIC	ATT	YDS	Y/A	LNG	TD
2019	4	54	85	747	8.79	0.64	77	2	7	159.82	24	59	2.46	18	0
TOTALS:	4	54	85	747	8.79	0.64	77	2	7	159.82	24	59	2.46	18	0

18 GUNNER ROMNEY

JR • WR • 6-3 • 195 • CHANDLER, AZ • CHANDLER HS



- Parents are Jeni and Cade
- Younger brother of BYU quarterback Baylor Romney
- Nephew of former BYU wideout Matt Allen
- American Family Insurance All-USA Arizona High School Team in 2017
- Helped Chandler win back-to-back 6A state titles as junior and a senior
- Played in nine games with four starts as a true freshman in 2018
- Saw action in all 13 games in 2019 with one start

CAREER HIGHS

Receptions	4, twice
Yards	54, USC ('19)
Long reception	43, at Toledo ('19)
Receiving TD	1, four times

Year	GP	REC	YDS	Y/R	LNG	TD
2018	9	13	162	12.46	26	2
2019	13	31	377	12.16	43	2
TOTALS:	22	44	539	12.25	43	4

61 KEANU SALEAPAGA

R-JR • OL • 6-6 • 310 • LAKEWOOD, CA • LA MIRADA HS



- Parents are Lori and Roger
- Has two brothers and two sisters
- Helped La Mirada to CIF State Division III-AA State title
- Had seven sacks as a senior on the defensive line
- Redshirted the 2017 season
- Played in 10 games, starting eight on the offensive line in 2018
- Played in 12 games with 11 starts in 2019 at guard

98 GABE SUMMERS

R-SO • DL • 6-2 • 275 • SARATOGA SPRINGS, UT • WESTLAKE HS



- Parents are Irene and Hyrum
- Has three sisters
- Mission to Dallas, Texas
- 2014 and 2015 All-State
- A member of the scout team in 2018
- Played in six games in 2019
- Totaled eight tackles and one tackle for loss

CAREER HIGHS

Tackles	3, at UMass ('19)
Solo	2, twice
Assisted	1, three times
TFL	0.5, twice
Sacks	-
QBH	-
PBU	-
Interceptions	-

Year	GP	SOLO	AST	TOT	TFL/Y	NO	YDS	INT	YDS	TD	FF	FR	FRYDS	QBH	PBU
2019	6	5	3	8	1 / 2	0	0	0	0	0	0	0	0	0	0
TOTALS:	6	5	3	8	1 / 2	0	0	0	0	0	0	0	0	0	0

47 PEPE TANUVASA R-JR • LB • 6-1 • 230 • TIGARD, OR • NAVY



- Michael and Tamara
- Father played football at Hawai'i
- Served mission to Florida
- Lettered in rugby and football at Tigard HS
- Played in 13 games in 2018 at Navy
- Posted 32 tackles at Navy
- Redshirted the 2019 season due to NCAA transfer rules

CAREER HIGHS

Tackles	-
Solo	-
Assisted	-
TFL	-
Sacks	-
QBH	-
PBU	-

57 ALDEN TOFA R-FR • DL • 6-4 • 270 • WEST JORDAN, UT • WEST JORDAN HS



- Parents are Mele and Samuela
- Has two siblings
- Deseret News Region 3 First-Team honoree and defensive MVP
- Posted 161 career tackles at West Jordan
- Played in the Polynesian Bowl
- Played in seven games in 2018
- Saw action in 10 games in 2019

CAREER HIGHS

Tackles	3, at UMass ('19)
Solo	1, twice
Assisted	2, at UMass ('19)
TFL	1, at UMass ('19)
Sacks	-
QBH	-
PBU	-

YEAR	GP	SOLO	AST	TOT	TFL/Y	SACKS	YDS	INT	YDS	TD	FF	FR	FRYDS	QBH	PBU
2018	8	1	3	4	0 / 0	0	0	0	0	0	0	1	0	0	0
2019	10	1	3	4	1 / 1	0	0	0	0	0	0	0	0	0	0
TOTALS:	18	2	6	8	1 / 1	0	0	0	0	0	0	1	0	0	0

95 KHYIRIS TONGA SR • DL • 6-4 • 321 • WEST VALLEY, UT • GRANGER HS



- Parents are George and Siu
- Mission to Wichita, Kansas
- Played both offense and defensive line in addition to tight end at Granger HS
- Has played in 39 games, starting 21
- Posted 30 tackles and 4.5 tackles for loss with two sacks in 2018
- 2019 and 2020 Outland and Nagurski Watch List honoree
- Started 11 games in 2019 and posted 45 total tackles with 4.0 tackles for loss

CAREER HIGHS

Tackles	6, at Boise St. ('18)
Solo	5, Boise State ('19)
Assisted	3, three times
TFL	1.5, twice
Sacks	1, five times
QBH	1, twice
PBU	2, USC ('19)

YEAR	GP	SOLO	AST	TOT	TFL/Y	SACKS	YDS	INT	YDS	TD	FF	FR	FRYDS	QBH	PBU
2017	13	9	10	19	4 / 17	2	12	0	0	0	1	0	0	0	3
2018	13	20	10	30	4.5 / 20	2	14	0	0	0	0	0	0	1	2
2019	13	28	17	45	4 / 18	1	6	0	0	0	0	0	0	1	2
TOTALS:	39	57	37	94	12.5 / 55	5	32	0	0	0	1	0	0	2	7

31 MAX TOOLEY R-SO • LB • 6-2 • 215 • BOUNTIFUL, UT • BOUNTIFUL HS



- Parents are Jennifer and Jason
- Mission to London, England
- Standard-Examiner All-Area Football Team's Most Valuable Player at Bountiful HS
- All-USA Utah Football First Team on defense in 2015
- Deseret News Class 4A All-State Football Team
- Played in four games in 2018 before redshirting
- Saw action in 13 games in 2019 with one start at linebacker

CAREER HIGHS

Tackles	9, Liberty ('19)
Solo	6, USC ('19)
Assisted	4, twice
TFL	1, twice
Sacks	-
QBH	-
PBU	1, Liberty ('19)
Interceptions	1, UW ('19)

Year	GP	SOLO	AST	TOT	TFL/Y	NO	YDS	INT	YDS	TD	FF	FR	FRYDS	QBH	PBU
2018	4	1	1	2	0 / 0	0	0	0	0	0	0	0	0	0	0
2019	13	29	19	48	2 / 5	0	0	1	33	0	0	0	0	0	1
TOTALS:	17	30	20	50	2 / 5	0	0	1	33	0	0	0	0	0	1

51 JEDDY TUILOMA R-SR • DL • 6-1 • 300 • TOPEKA, KS • BUTLER COMMUNITY COLLEGE



- Parents Alofatunoa and Isaia
- Has six brothers and two sisters
- Brother, Travis, played defensive line at BYU
- Cousin of Earl Tuoti-Mariner
- Married to Sara
- Prepped at Washburn Rural High School
- Appeared in four games over the 2017-18 seasons

CAREER HIGHS

Tackles	-
Solo	-
Assisted	-
TFL	-
Sacks	-
QBH	-
PBU	-

91 EARL TUOTI-MARINER

R-JR • DL • 6-4 • 290 • TOPEKA, KS • WASHBURN RURAL HS



- Born in Topeka Kansas
- Has two siblings
- Served mission to South Africa
- Cousin of Jeddy Tuiloma and former BYU DL Travis Tuiloma

CAREER HIGHS

Tackles	-
Solo	-
Assisted	-
TFL	-
Sacks	-
QBH	-
PBU	-

Year	GP	SOLO	AST	TOT	TFL/Y	NO	YDS	INT	YDS	TD	FF	FR	FRYDS	QBH	PBU
2018	13	5	4	9	0	0	0	0	0	0	0	0	0	0	0
2019	6	3	1	4	0 / 0	0	0	0	0	0	0	0	0	0	0
TOTALS:	19	8	5	13	0 / 0	0	0	0	0	0	0	0	0	0	0

32 HANK TUIPULOTU

R-SO • TE • 6-3 • 240 • FORT MILL, SC • NATION FORD HS



- Parents are Peter and Mo
- Father, Peter, and uncle, Tom, both played football at BYU
- His mother, Mo, played basketball for BYU
- Brothers Ben and Petey are both freshmen on the team
- Wife's name is Hallie
- Mission to Manchester, England
- Redshirted the 2018 season and missed 2019 with injury

63 JOE TUKUAFU

R-JR • OL • 6-4 • 301 • GLENDALE, UT • EAST HS



- Parents are Melini and Pasa
- Is the youngest of four children
- Gained over 700 receiving yards and caught eight touchdowns as a senior tight end at East HS
- Also added 47 tackles and 6.5 sacks
- Led East to the 4A state championship game in 2014 and 2013
- Redshirted in 2018
- Played in four games in 2019, including one start at tight end before moving to offensive line

7 GEORGE UDO

SO • DB • 6-1 • 210 • ANTIOCH, CA • BEREAN CHRISTIAN



- Mom is Christiana
- Has four siblings
- Named 2019 Athlete of the Year at Berean Christian and team defensive player of the year
- First-team all-league linebacker
- A Presidential Scholar Athlete honoree
- Also ran track, recording a 10.9 in the 100m and high jumped 6'4"
- Played in eight games as a true freshman

CAREER HIGHS

Tackles	1, at UMass ('19)
Solo	1, at UMass ('19)
Assisted	-
TFL	-
Sacks	-
QBH	-
PBU	-
Interceptions	-

Year	GP	SOLO	AST	TOT	TFL/Y	NO	YDS	INT	YDS	TD	FF	FR	FRYDS	QBH	PBU
2019	8	1	0	1	0 / 0	0	0	0	0	0	0	0	0	0	0
TOTALS:	8	1	0	1	0 / 0	0	0	0	0	0	0	0	0	0	0

68 MO UNUTOA


R-JR • OL • 6-5 • 290 • KAPAA, HI • UTAH



- Parents are Morris Sr. and Keala
- Morris Sr. played offensive line at BYU (1989, 93-95) and seven seasons in NFL for Eagles, Buccaneers and Bills
- Brother, Eli, is a freshman OL on the team
- Transferred from University of Utah
- Played in one game in 2018 and redshirted the 2017 season
- A 2017 Polynesian Bowl invitee
- First player from Kapaa High School to earn first-team all-state honors

13 MASEN WAKE

SO • TE/RB • 6-1 • 250 • CEDAR HILLS, UT • LONE PEAK HS



- Had back-to-back 1,000-yard rushing seasons at Lone Peak
- Posted 1,263 yards and nine touchdowns in 2018
- Had 1,142 yards and six scores as a junior
- Also played linebacker
- Played in 12 games in 2019 as a true freshman
- Started at Tennessee and vs. Boise State
- Used mostly as a blocking tight end and fullback

CAREER HIGHS

Rushes	-
Yards	-
Long rush	-
Rushing TD	-
Receptions	-
Yards	-
Long reception	-
Receiving TD	-

4 TROY WARNER

R-SR • DB • 6-1 • 200 • SAN MARCOS, CA • MISSION HILLS HS



- Son of Federico and Laura
- Brother, Fred, played linebacker for BYU from 2014-17
- Wife's name is Bailee
- Has played in 35 games with 24 starts at both corner and safety
- Posted 92 total tackles with two fumble recoveries
- Has 14 career pass breakups
- Redshirted after playing in four games last season


CAREER HIGHS

Tackles	9, vs. LSU ('17)
Solo	5, three times
Assisted	5, vs. LSU ('17)
TFL	1, at Umass ('19)
Sacks	-
QBH	-
PBU	3, at Cincinnati ('16)

YEAR	GP	SOLO	AST	TOT	TFL/Y	SACKS	YDS	INT	YDS	TD	FF	FR	FRYDS	QBH	PBU
2016	10	16	5	21	0 / 0	0	0	0	0	0	0	1	0	0	7
2017	8	20	16	36	1 / 2	0	0	0	0	0	0	1	0	0	5
2018	13	16	8	24	0 / 0	0	0	0	0	0	0	0	0	0	2
2019	4	8	3	11	0 / 0	0	0	0	0	0	0	0	0	0	0
TOTALS:	35	60	32	92	1 / 2	0	0	0	0	0	0	2	0	0	14

45 CHASE WESTER

JR • RB • 5-11 • 195 • HOSCHTON, GA • JACKSON COUNTY HS



- Parents are Suzanne and Jason
- Mission to Lusaka, Zambia
- Has one brother and one sister
- Member of National Honor Society
- 2012 State Champion, Region 8-AA Champions
- 2016 All-Area Wide Receiver and Defensive Back
- A member of the scout team

96 CARTER WHEAT

R-FR • TE • 6-4 • 236 • MESA, AZ • RED MOUNTAIN HS



- Parents are Warren and Sheri
- Father played offensive line at BYU and also in the NFL
- Posted 27 receptions, 304 yards and one touchdown as a senior
- Also played linebacker in HS
- Helped Red Mountain to a 9-3 record in 2018 and the quarterfinals of the state championship
- Played in three games in 2019 as a true freshman and redshirted
- Had one reception for eight yards against Idaho State

CAREER HIGHS

Receptions	1, Idaho State ('19)
Yards	8, Idaho State ('19)
Long reception	8, Idaho State ('19)
Receiving TD	1-

32 CHRIS WILCOX

R-SR • DB • 6-2 • 195 • FONTANA, CA • ELEANOR ROOSEVELT HS



- Parents are Leticia and Chris Wilcox
- As a senior at Eleanor Roosevelt had 71 total tackles, one interception, two forced fumbles and one fumble recovery for a touchdown
- As a senior, he ran a 10.68 in the 100m, 21.86 in the 200m and 47.97 in the 400m
- Has played in 32 career games with 16 starts at cornerback
- Posted 70 career tackles
- Redshirt in 2019 after playing in one game

CAREER HIGHS

Tackles	9, at Wisconsin ('18)
Solo	6, at Wisconsin ('18)
Assisted	4, at Fresno State ('17)
TFL	2, McNeese State ('18)
Sacks	-
QBH	-
PBU	2, at UNLV ('17)
Interceptions	-

Year	GP	SOLO	AST	TOT	TFL/Y	NO	YDS	INT	YDS	TD	FF	FR	FRYDS	QBH	PBU
2016	10	8	1	9	0 / 0	0	0	0	0	0	0	0	0	0	0
2017	12	23	9	32	1 / 1	0	0	0	0	0	0	0	0	0	5
2018	9	24	4	28	2 / 2	0	0	0	0	0	0	0	0	0	2
2019	1	1	0	1	0 / 0	0	0	0	0	0	0	0	0	0	0
TOTALS:	32	56	14	70	3 / 3	0	0	0	0	0	0	0	0	0	7

49 PAYTON WILGAR R-SO • LB • 6-3 • 245 • ST. GEORGE, UT • DIXIE HS



- Parents are Dana and Misti
- Wife is Christine
- Father, Dana, played football for BYU from 1973-76
- Also played basketball at Dixie HS
- Started 12 of 13 games at linebacker in 2019
- Named to Pro Football Focus All-Freshman Team
- Redshirted after three games in 2018

CAREER HIGHS

Tackles	10, Washington ('19)
Solo	6, at USF ('19)
Assisted	4, twice
TFL	1.5, at SDSU ('19)
Sacks	-
QBH	-
PBU	1, USC ('19)
Interceptions	1, three times

Year	GP	SOLO	AST	TOT	TFL/Y	NO	YDS	INT	YDS	TD	FF	FR	FRYDS	QBH	PBU
2018	3	0	0	0	0 / 0	0	0	0	0	0	0	0	0	0	0
2019	13	36	18	54	4.5 / 7	0	0	3	26	0	0	0	0	0	1
TOTALS:	16	36	18	54	4.5 / 7	0	0	3	26	0	0	0	0	0	1

29 SHAMON WILLIS R-JR • DB • 5-10 • 180 • DRAPER, UT • WEBER STATE



- Parents are Leslie and Jamal
- Father, Jamal, played running back at BYU
- Attended Weber State after prep career at Westlake High School
- Was a first-team all-state selection in 2017 and second-teamer in 2016 at Westlake
- Played in 11 games in 2019
- Made two starts at corner
- Posted five pass breakups

CAREER HIGHS

Tackles	4, at Utah State ('19)
Solo	4, at Utah State ('19)
Assisted	1, Liberty ('19)
TFL	1, at UMass ('19)
Sacks	-
QBH	-
PBU	2, at Utah State ('19)
Interceptions	-

Year	GP	SOLO	AST	TOT	TFL/Y	NO	YDS	INT	YDS	TD	FF	FR	FRYDS	QBH	PBU
2019	11	11	1	12	1 / 4	0	0	0	0	0	0	0	0	0	5
TOTALS:	11	11	1	12	1 / 4	0	0	0	0	0	0	0	0	0	5

1 ZACH WILSON JR • QB • 6-3 • 210 • DRAPER, UT • CORNER CANYON HS



- Parents are Lisa and Michael
- Has three brothers and two sisters, brother, Josh is a linebacker at BYU
- Passed for 2,986 yards and 24 touchdowns as a senior at Corner Canyon and also ran for 752 yards
- Started 7 of 9 games in 2018, completing 120 of 182 passes for 1,578 yards and 12 touchdowns
- MVP of Famous Idaho Potato Bowl
- Started 9 games in 2019 with 2,382 yards, 11 touchdowns and 167 rushing yards
- 2020 Maxwell Award Watch List

CAREER HIGHS

Completions	31, at SDSU ('19)
Attempts	53, at SDSU ('19)
Yards	317, vs. WMU ('18)
Passing TDs	4, twice
Long pass	75, at Toledo ('19)
Rushes	18, at Boise St. ('18)
Yards	73, at Utah ('18)
Long Rush	36, at UMass ('18)
Rushing TDs	2, at Hawai'i ('19)

YEAR	GP	COMP	ATT	YDS	Y/A	PCT	LNG	INT	TD	EFFIC	ATT	YDS	Y/A	LNG	TD
2018	9	120	182	1578	8.67	0.66	70	3	12	157.23	75	221	2.95	36	2
2019	9	199	319	2382	7.47	0.62	75	9	11	130.84	67	167	2.49	26	3
TOTALS:	18	319	501	3960	7.90	0.64	75	12	23	140.43	142	388	2.73	36	5

KALANI SITAKE

BYU HEAD FOOTBALL COACH

Kalani Sitake (pronounced kah-lah-nee see-tah-kay) enters his fifth season overseeing the BYU football program in 2020. He was named head coach on December 19, 2015 by director of athletics Tom Holmoe and in November 2019 received a contract extension through the 2023 season.

Starting his 20th overall season as a coach in 2020, Sitake leads the program he once played for under Hall of Fame coach LaVell Edwards. A former Cougar running back (1994, 1997-2000), Sitake is the 14th head coach in BYU history and just the fourth since 1972, when Edwards took over the program. Sitake is the first former player under Edwards to be named head coach at BYU.

Sitake returned to his alma mater from Oregon State, where he served as assistant head coach and defensive coordinator in 2015 under head coach Gary Andersen. Sitake took the helm at BYU after 15 years in the college coaching profession, which included seven seasons serving as a defensive coordinator and four years as an assistant head coach.

Prior to Oregon State, Sitake spent 10 seasons at the University of Utah under head coach Kyle Whittingham, also a former Cougar. Sitake started at Utah in 2005 as the linebackers coach and was promoted to defensive coordinator in 2009 before also being named assistant head coach in 2012. While at Utah, Sitake coached several Pac-12 and Mountain West Conference honorees, including Morris Trophy winners Star Lotulelei (2011) and Nate Orchard (2014). He also helped 14 players who became NFL Draft picks during his time in Salt Lake City, coaching 12 all-league players and three freshmen All-Americans. He helped the Utes win seven of eight bowl games during his tenure.

During his coaching career, Sitake has helped mentor 23 NFL Draft picks. Most recently, BYU linebackers Sione Takitaki (2019 third round by the Cleveland Browns) and Fred Warner (2018 third round by the San Francisco 49ers) were selected by NFL teams along with running back Jamaal Williams (2017 fourth round by the Green Bay Packers). Williams finished his BYU career as the school's all-time leading rusher after averaging the nation's fifth-best per-game totals at 137.5 yards per outing for Sitake's Cougars in 2016. Warner, meanwhile, completed a standout career to become an immediate starter in the NFL, where he ranks among the league's top tacklers and helped lead the 49ers to Super Bowl LIV in 2020.

Sitake has coached in 11 bowl games and been on the winning side in nine matchups, including a 2-1 postseason record as a head coach. The Cougars defeated Wyoming 24-21 in the 2016 Poinsettia Bowl in San Diego and dominated Western Michigan 49-18 in the 2019 Famous Idaho Potato Bowl before dropping a close 38-34 contest in the 2019 SoFi Hawai'i Bowl to a 10-win Hawai'i Rainbow Warriors' team playing on their home field.

Sitake began his coaching career in 2001 as the defensive backs and special teams coach at Eastern Arizona before becoming a defensive graduate assistant at BYU in 2002 under Gary Crowton. Sitake then joined the staff at Southern Utah where he coached running backs, tight ends and offensive line during the 2003 and 2004 seasons.

As a player, Sitake came to BYU in 1994 prior to serving a two-year mission for The Church of Jesus Christ of Latter-day Saints to Oakland, California. After returning and redshirting in 1997, he was a three-year starter at fullback for the Cougars from 1998-2000 under Edwards. A team captain as a senior, Sitake's last game as a player was also the last game coached by the legendary Edwards, a great mentor for Sitake.

Sitake was named BYU's Football Scholar Athlete of the Year in 1998, Impact Player of the Year in 1999, and team captain and the most valuable running back in 2000. He signed a free agent contract with the Cincinnati Bengals in 2001, but was forced to retire due to an injury.

Born in Nuku'alofa, Tonga, and raised in Laie, Hawai'i and Provo, Utah, Sitake is the nation's first FBS head football coach of Tongan descent. He graduated from BYU in 2000 with a bachelor's degree in English. Sitake and his wife Timberly have three children, Skye, Sadie and Kelaokalani (KK).

SITAKE COACHING LEDGER			SITAKE COACHING EXPERIENCE		
YEAR	OVERALL	BOWL	2016-	BYU	Head Coach
2016	9-4	Poinsettia Bowl vs. San Diego State (W)	2015	Oregon State	Assistant HC/DC
2017	4-9	—	2012-14	Utah	Assistant HC/DC/Linebackers
2018	7-6	Potato Bowl vs. Western Michigan (W)	2009-12	Utah	Def. Coordinator/LB
2019	7-6	Hawai'i Bowl vs. Hawai'i (L)	2005-08	Utah	Linebackers
Total	27-25	2-1	2004	Southern Utah	Offensive Line/TE
			2003	Southern Utah	Running Backs/TE
			2002	BYU	GA-Defense
			2001	Eastern Arizona	Defensive Backs/Sp. Teams



NOTABLES

- 23 NFL Draft picks
- 11 bowl games
- 6 Freshman All-Americans

NFL DRAFT PICKS

- Star Lotulelei (1st Rd, Carolina)
- Koa Misi (2nd Rd, Miami)
- Eric Rowe (2nd Rd, Philadelphia)
- Nate Orchard (2nd Rd, Cleveland)
- Paul Kruger (2nd Rd, Baltimore)
- Sean Smith (2nd Rd, Miami)
- Eric Weddle (2nd Rd, San Diego)
- Fred Warner (3rd Rd, San Francisco)
- Jeremiah Poutasi (3rd Rd, Tennessee)
- Sione Takitaki (3rd Rd, Cleveland)
- Jamaal Williams (4th Rd, Green Bay)
- Keith McGill (4th Rd, Oakland)
- Paul Soliai (4th Rd, Miami)
- Treston Decoud (5th Rd, Houston)
- Robert Johnson (5th Rd, Tennessee)
- Stevenson Sylvester (5th Rd, Pittsburgh)
- Brandon Burton (5th Rd, Minnesota)
- Spencer Toone (5th Rd, Tennessee)
- Brice McCain (6th Rd, Houston)
- Kaelin Clay (6th Rd, Tampa Bay)
- R.J. Stanford (7th Rd, Carolina)
- Joe Kruger (7th Rd, Philadelphia)
- Trevor Reilly (7th Rd, New York Jets)

PLAYING CAREER

- 1994, 1997-2000 BYU fullback
- Team captain 2000
- Signed with Cincinnati Bengals in 2001

EDUCATION/FAMILY

- Bachelor of Arts - English (2000)
- Married to Timberly Friddle
- 3 children: Skye, Sadie, Kelaokalani
- Birthplace: Nuku'alofa, Tonga
- Hometown: Laie, Hawai'i and Provo, Utah
- Mission: Oakland, California

**KALANI SITAKE**Head Coach - **Field**

(kah-Lah-nee See-Tah-kay)

**ED LAMB**Assistant Head Coach/LB/
Special Teams Coordinator - **Booth****JEFF GRIMES**Offensive Coordinator - **Field****ILAISA TUIAKI**Defensive Coordinator/DL - **Field**

(ee-LIE-suh Too-ee-ah-kee)

**AARON RODERICK**Pass Game Coordinator/QB - **Booth****ERIC MATEOS**Offensive Line - **Field****STEVE CLARK**Tight ends - **Booth****FESI SITAKE**Wide receivers - **Field**

(Fess-ee See-Tah-kay)

**HARVEY UNGA**Running Backs - **Field**

(OOn-gah)

**JERNARO GILFORD**Cornerbacks - **Field**

(Jer-nar-oh)

**PRESTON HADLEY**Safeties - **Booth****NU'U TAFISI**

Strength and Conditioning

(New-oo Tah-fee-see)

ED LAMB ASSISTANT HEAD COACH • LINEBACKERS • SPECIAL TEAMS COORDINATOR



PLAYING EXPERIENCE

- **BYU:** 1994-96
- **RICKS COLLEGE:** 1993-94

EDUCATION

- **BYU (1996):** B.A. Education
- **REDLANDS (1998):** M.A. Education Counseling

FAMILY

- Wife is Sarah and they have three daughters: Anna, Amelia and Summer, and one son, Edward

COACHING EXPERIENCE

- **BYU:** Assistant head coach, special teams coordinator (2016-present), linebackers (2018-present), safeties (2016-17)
- **SOUTHERN UTAH:** Head coach (2008-15)
- **SAN DIEGO:** Defensive backs, special teams & recruiting coordinator (2005-07)
- **IDAHO:** Defensive coordinator (2003-04)
- **BYU:** Defensive graduate Assistant - linebackers (2001)
- **REDLANDS:** Defensive coordinator (1998-00), defensive line (1997)

COACHING HIGHLIGHTS

- Coached LB unit that accounted for 10 of the 15 team interceptions
- Special teams coach for field goal unit that made two 50-yarders for the first 50-yard FG since 2006
- Special teams ranked No. 4 in the ESPN special teams efficiency index in 2018, No. 13 in kick coverage and No. 15 in punt coverage in 2018
- Coached special teams unit to No. 11 in punt return defense, No. 11 net punting and No. 22 in kickoff return defense in 2017
- Two-time Eddie Robinson Award finalist for national coach of the year at SUU
- Coached Kai Nacua in 2016 (Jim Thorpe Award Semifinalist)
- Coached safeties on 2016 defense that had 21 interceptions, ranked No. 4 nationally
- Named the American Football Coaches Association Region 5 Coach of the Year in 2015
- Took an SUU program mired in a 19-game losing skid in 2008 and turned the Thunderbirds into Great West Conference champions in 2010
- SUU advanced to the FCS playoffs for the first time in program history in 2013, a feat accomplished again by Lamb's 2015 Big Sky championship team while the T-Birds also ranked No. 1 in the Big Sky Conference in scoring defense in 2013 and 2015

JEFF GRIMES OFFENSIVE COORDINATOR



PLAYING EXPERIENCE

- **UTEP:** 1987-91

EDUCATION

- **UTEP (1991):** B.A. Education
- **Texas A&M (1997):** M.A. Education Administration

FAMILY

- Wife is Sheri and they have four children, daughters Bailey and Jada and sons, Garrison and Greydon

COACHING EXPERIENCE

- **BYU:** Offensive coordinator (2018-present)
- **LSU:** Run game coordinator, offensive line (2014-17)
- **VIRGINIA TECH:** Run game coordinator, offensive line (2013)
- **AUBURN:** Offensive line (2009-12)
- **COLORADO:** Assistant head coach, run game coordinator, offensive line (2007-08)
- **BYU:** Offensive line (2004-06)
- **ARIZONA STATE:** Run game coordinator, offensive line (2001-03)
- **BOISE STATE:** Offensive line (2000)
- **HARDIN-SIMMONS:** Offensive line (1998-99)
- **TEXAS A&M:** Graduate assistant (1996-97)
- **RICE:** Graduate assistant (1995)
- **RIVERSIDE HS:** Coach (1993-94)

COACHING HIGHLIGHTS

- 27-year coaching veteran, including two seasons as offensive coordinator, 10 seasons as a running game coordinator and two as an assistant head coach
- Helped BYU to No. 28 nationally in total offense (443.8) and No. 26 in pass offense (284.7)
- In his first season as offensive coordinator, BYU ranked No. 9 for largest improvement in point differential (+175) and also ranked No. 23 in red zone touchdown percentage (69.23)
- Coached Auburn's offensive line during the Tigers' 2010 BCS National Championship run
- During his first BYU stint, the Cougars ranked No. 5 in total offense (465.5 ypg) and scoring offense (36.8 ppg) in 2006 and No. 13 in total offense (462.4 ypg) and No. 24 in scoring (33.0 ppg) in 2005
- Coached several of BYU's best linemen during his first BYU tenure, including Travis Bright, Dallas Reynolds, Lance Reynolds, Jr., Ray Feinga and Scott Young, who all spent time on NFL squads
- Worked with numerous respected head coaches and coordinators in college football, including Ed Orgeron, Les Miles, Frank Beamer, Gene Chizik, Gus Malzahn, Dan Hawkins, Mark Helfrich, Dirk Koetter, R.C. Slocum and Ken Hatfield
- LSU's offensive line helped pave the way for four consecutive 1,000-yard rushers in each of Grimes' four seasons, including Leonard Fournette, who set the school's single-season mark with 1,853 yards and 22 touchdowns in 2015
- In 49 games, LSU had at least one running back reach the 100-yard rushing mark 34 times
- The Tiger offense averaged more than 200 rushing ypg for a school-record five consecutive years, including four under Grimes
- In 2010 at Auburn, the Tigers were No. 5 nationally in rushing yards per game (284.8) and led the SEC in scoring (41.2)
- Auburn's 2010 team set school records for rushing touchdowns (41), passing touchdowns (31), rushing yards (3,987) and had three offensive linemen earn individual honors

'ILAIISA TUIAKI DEFENSIVE COORDINATOR • DEFENSIVE LINE



PLAYING EXPERIENCE

- Southern Utah: 2003-05
- Snow College: 2001-02

MISSION:

- New York City

EDUCATION

- Southern Utah (2006): B.A. English and Physical Education

FAMILY

- Wife is Viola and they have seven children: Laveatu'u, Lolo, Hilamani, Tavake, Uini, Leisinia, Heilala

COACHING EXPERIENCE

- **BYU:** Defensive Coordinator (2016-present), Defensive Line Coach (2017-present), Linebackers Coach (2016)
- **Oregon State:** Linebackers & Special Teams (2015)
- **Utah:** Defensive Line (2013-14), Fullbacks, Tight Ends (2012)
- **Utah State:** Running Backs (2011) Running Backs & Special Teams (2009-10)
- **Utah:** Defensive Graduate Assistant (2008)
- **Kearns HS:** Offensive Coordinator (2007) Receivers & Outside Linebackers (2006)

COACHING HIGHLIGHTS

- Defensive squad forced 22 turnovers in 2019, ranked No. 23 overall
- No. 37 in red zone defense in 2019
- Coached the No. 18 overall defense in 2018, ranking in the top-25 in four other major defensive categories
- Coached two draft picks at BYU in linebackers Fred Warner and Sione Takitaki
- Nominee for the Broyles Award in 2013 for the nation's top assistant coach—the only non-coordinator to receive such recognition
- Top-five finalist in 2014 for the Football Scoop Defensive Line Coach of the Year honor
- Coached four Pac-12 postseason honorees at Utah, including first teamers Nate Orchard in 2014 and Trevor Reilly in 2013
- Under Tuiaki, Utah led the nation in overall sacks in 2014 with 55 and was sixth for average tackles for loss per game at 7.9 after ranking second in sacks per game in 2013 at 3.25
- At Utah State, served as the running backs coach and special teams and recruiting coordinator from 2009-11
- Helped the Aggies finish sixth nationally in rushing (282.7 yards per game) as running back Robert Turbin was named the 2011 WAC Offensive Player of the Year, rushing for 1,517 yards and a school-record 19 touchdowns
- Two Utah State running backs were drafted during Tuiaki's time as the position coach, including Turbin and Michael Smith

AARON RODERICK PASSING GAME COORDINATOR • QUARTERBACKS



PLAYING EXPERIENCE

- BYU: 1996-98
- Ricks College: 1994-95

MISSION

- Bogota, Columbia

EDUCATION

- BYU (2002) M.S. Sociology
- BYU (1998) B.S. Sociology

FAMILY

- Has two children, Rachel and Quin

COACHING EXPERIENCE

- **BYU:** Passing game coordinator, quarterbacks (2018-present)
- **UTAH:** Co-offensive coordinator, quarterbacks (2015-16), Passing game coordinator, quarterbacks (2014), passing game coordinator, wide receivers (2012-13), co-offensive coordinator, wide receivers (2010), wide receivers (2005-13)
- **SOUTHERN UTAH:** Offensive coordinator, quarterbacks, recruiting coord. (2003-04)
- **SNOW COLLEGE:** Running backs (2002)
- **BYU:** Graduate assistant – linebackers (1999), receivers (2000-01)

COACHING HIGHLIGHTS

- 20-year coaching career and has been an offensive coordinator five seasons and passing game coordinator four years
- Coordinated the No. 26 rated passing game in 2019
- Helped BYU pass for over 200 yards in 15 consecutive games, the longest streak since the 2008-09 seasons
- Helped freshman Zach Wilson to one of the best seasons in school history by a BYU freshman quarterback
- Three of the seven 10-win seasons in Utah football history have come with Roderick calling the offensive plays, including three of the four achieved during Roderick's time at Utah
- First stint as co-offensive coordinator at Utah was in 2010; Utah tied for 23rd in the nation in scoring offense, averaging 33.1 points per game
- Called the plays for Utah during the last six games of the 2009 season when the Utes finished ranked No. 18 in the nation with a 10-3 record
- Coached two of the seven Ute receivers in school history to reach 1,000 yards in a season
- Oversaw a Thunderbird offense in 2004 that finished 21st in the NCAA FCS in total offense (412.5 ypg) and 14th in passing offense (270.5 ypg)—at the time a school record
- Roderick has helped seven receivers gain opportunities in the NFL, including two draft picks
- SUU quarterback Casey Rehrer ranked sixth in Division I-AA in total offense and 19th in pass efficiency under Roderick's tutelage, while receiver A.J. Smith finished fifth in the country in receptions per game (7.18 rpg)

STEVE CLARK TIGHT ENDS



MISSION

- Lima, Peru

EDUCATION

- BYU (1992) B.A. Communications

FAMILY

- Wife is Suzanne and they have four children

COACHING EXPERIENCE

- **BYU:** Tight Ends (2016-present), G.A. w/offensive line & special teams (2005-07)
- **WEBER STATE:** Offensive Coordinator & Quarterbacks (2014-15)
- **SUU:** Offensive Coordinator, Quarterbacks (2008-13)
- **UTAH:** Defensive Assistant (2004), Director of Operations (2002)
- **SAINT MARY'S:** Passing Game Coordinator (2003),
- **PROVO HS:** Offensive Coordinator (1997-00), Assistant (1994-96)

COACHING HIGHLIGHTS

- Coached Matt Bushman to best season by a TE since Dennis Pitta in 2009 with 47 catches, 688 yards and four touchdowns
- Tight ends combined for 62 receptions, 866 yards and four touchdowns in 2018
- Coached freshman All-American Matt Bushman to best season for a tight end since 2009's Dennis Pitta with 49 receptions, 520 yards and three touchdowns in 2017
- Coached BYU's tight ends to 21 receptions, 234 yards and three touchdowns in 2016
- Helped Weber State to its first winning season in five years, going 6-5 in 2015
- Had 10 players earn Big Sky All-Conference honors during his two years at Weber State, including first-team Walter Camp All-America offensive line selection Joe Hawkins
- Directed SUU offense to its first FCS playoff berth in school history in 2013
- Quarterback Brad Sorensen and wide receiver Tysson Poots each earned Great West Conference Offensive MVP honors at SUU. Sorensen finished his career with several SUU passing records and was drafted in the 2012 NFL Draft by the San Diego Chargers while Poots was a two-time All-American and the school's all-time leader in receptions, receiving yards and touchdowns.

PRESTON HADLEY SAFETIES



PLAYING EXPERIENCE

- BYU (2011-12)
- Snow College (2009-10)

MISSION

- New York City

EDUCATION

- Concordia Irvine (2016) M.A. Athletic Admin and Coaching
- BYU (2013) B.A. Communications

COACHING EXPERIENCE

- **BYU:** Safeties (2018-present)
- **WEBER STATE:** Secondary, recruiting coordinator (2016-17)
- **SANTA ANA COLLEGE:** Cornerbacks, kick/punt teams, recruiting coordinator (2015)
- **BYU:** Graduate assistant – defensive backs, wide receivers (2013-14)

COACHING HIGHLIGHTS

- Safeties group led defense ranked No. 33 in long pass plays allowed, with just 37 plays of 20 yards or more in 2019
- Coached starting safeties Austin Lee and Dayan Ghanwoloku where they were both top-5 on the team in tackles
- In 2017, helped the Wildcats to a Big Sky Conference title, a school-record 11 wins and two wins in the FCS playoffs
- Coached Taron Johnson – Big Sky Conference Defensive Player of the Year in 2017 who earned first-team Associated Press FCS All-America accolades
- Three defensive backs under Hadley's care earned all-conference honors in 2017
- Weber State's 2017 defense led the Big Sky in total defense, scoring defense, rushing defense, pass efficiency defense and red zone defense
- 2017 defense ranked in the top 25 nationally in nine different statistical categories, including No. 6 in interceptions (18), No. 8 in total turnovers (28), No. 9 in red zone defense (.676), No. 13 in pass efficiency defense (107.29) and No. 16 in scoring defense (17.6 ppg)
- Coached two all-league defensive backs in 2016

JERNARO GILFORD CORNERBACKS



PLAYING EXPERIENCE

- **BYU:** 1999-03

EDUCATION

- Whittier College (2014) M.A. Education
- BYU (2004) B.A. Sociology

FAMILY

- Wife is Brittany and they have one son, Jernaro Jr.

COACHING EXPERIENCE

- **BYU:** Cornerbacks (2016-present)
- **SUU:** Secondary (2014-15)
- **WHITTIER COLLEGE:** Graduate Assistant Cornerbacks & Special Teams (2012-13)

COACHING HIGHLIGHTS

- Coached corners on defense ranked No. 33 in pass plays of more than 20 yards allowed
- Coached corners on BYU secondary that ranked No. 22 in pass efficiency defense (115.53) and No. 18 overall defense
- Coached BYU corners on defense that ranked No. 2 in interceptions with 21 in 2016
- SUU's defense racked up 20 interceptions, good for No. 3 in the FCS in 2015, limiting opposing teams to just a 102.5 pass efficiency rating, ranking No. 9, an improvement over being ranked 111th the previous year
- T-birds gave up just 190.3 yards per game through the air and just 20.8 points per game, ranking 30th and 24th in the FCS, respectively in 2015
- Coached two Big Sky All-Conference first teamers in cornerback LeShaun Sims and safety Miles Killebrew in 2015, and both are projected NFL players as late-round 2016 NFL Draft picks by CBS Sports. Killebrew was selected to play in the Reese's Senior Bowl while Sims recently participated in the East-West Shrine game.
- Helped cornerbacks Tyquion Ballard and Josh Pride earn all-conference honors at Whittier College

ERIC MATEOS OFFENSIVE LINE



PLAYING EXPERIENCE

- Southwest Baptist: 2009-10
- Hutchinson: 2007-08

EDUCATION

- Arkansas (2015) M.S. Human Resources and Development
- Southwest Baptist (2011) B.A. Public Relations

HOMETOWN

- From Overland Park, Kansas

COACHING EXPERIENCE

- **BYU:** Offensive line (2019-present)
- **Texas State:** Offensive line (2017-18)
- **LSU:** Tight ends (2016), offensive line graduate assistant (2016)
- **Arkansas:** Offensive line graduate assistant (2013-15)
- **Hutchinson Community College:** Offensive line, recruiting coordinator (2012)
- **Southwest Baptist:** Assistant offensive line coach (2011)

COACHING HIGHLIGHTS

- Coached the No. 12 rated offensive line by Pro Football Focus in 2019
- Mentored center James Empey and Brady Christensen, both rated as top 20 returning linemen for 2020
- Coached an All-Sun Belt performer in 2017 and 2018
- Midway through the 2016 season, Mateos was named tight ends coach by Ed Orgeron and LSU tight ends combined for 27 catches for 420 yards and three touchdowns
- Under Sam Pittman at Arkansas, the Razorbacks surrendered the fewest sacks in the SEC each of his three seasons
- Razorback offensive line also produced a First-Team All-American and two Freshman All-Americans in his first season
- Arkansas was the only school in the nation to have two 1,000-yard rushers in 2014
- In 2015, Arkansas finished second in the SEC in scoring offense (40.2 points per game) and total offense (456.8 yards per game)
- When Pittman left for Georgia, Mateos served as an interim offensive line coach in the Liberty Bowl and the Razorbacks gained 569 yards on offense
- At Hutchinson, he tutored the top junior college offensive guard prospect in the country and the Blue Dragons broke 15 school records on offense

FESI SITAKE WIDE RECEIVERS



PLAYING EXPERIENCE

- Southern Utah: (2007-10)

MISSION

- Riverside, California

EDUCATION

- Southern Utah (2011)

FAMILY

- He and his wife Holly are the parents of three children, Sefesi, Cayson and Emerson

COACHING EXPERIENCE

- **BYU:** Wide receivers (2018-present)
- **WEBER STATE:** Offensive Coordinator (2016-17), passing game coordinator, wide receivers (2014-15)
- **SOUTHERN UTAH:** Passing game coordinator, wide receivers (2013), student assistant – wide receivers (2011)

COACHING HIGHLIGHTS

- Had three receivers with more than 40 receptions in 2019
- Helmed the receivers on an offense ranked No. 26 in passing yards (284.7)
- Helped BYU rank No. 9 in scoring differential improvement (+175) in 2018
- In 2017, Sitake helped lead the Wildcats to a Big Sky Conference title, a school-record 11 wins, two wins in the FCS playoffs, a top-10 national ranking and the No. 18 FCS scoring offense at 33.7 points per game
- He engineered the Wildcat offense that included first-team All-Big Sky selection and All-America selections tight end Andrew Vollert and offensive lineman Isua Opetia
- Senior quarterback Stefan Cantwell also posted the fifth-most single-season total offense yards in school history (3,583)
- The Wildcat offense had eight players that earned Big Sky All-Conference honors
- Helped WSU to the Wildcats' first trip to the FCS Playoffs in seven years. In 2015, he served as the passing game coordinator for a Wildcat team that finished 6-5, its first winning season in five years.
- Part of the Southern Utah team that finished 8-5 in 2013 and advanced to the FCS Playoffs for the first time in school history
- Under Sitake's tutelage, wide receiver Fatu Moala garnered second-team all-Big Sky Conference honors after leading the team with 65 receptions for 810 yards and nine touchdowns in 2012
- In 2011, instrumental in developing a young Thunderbird receiving corps into a productive unit, including overseeing the maturation of true freshman Brady Measom, who wound up leading the team in receptions and earning Great

HARVEY UNGA RUNNING BACKS



PLAYING EXPERIENCE

- BYU (2006-09)
- NFL (2010-14)

EDUCATION

- BYU, MPA (anticipated 2020)
- BYU, B.S. recreation management (2012)

FAMILY

- Wife is Keilani and they have four children, Jackson, Leila, Makai and Naomi

COACHING EXPERIENCE

- **BYU,** Running Backs Coach (2020-present)
- **BYU,** Graduate Assistant – Offense (2016-2019) - Running backs (2018-19), Wide receivers (2017) Offensive line (2016)

COACHING HIGHLIGHTS

- Assisted in coaching NFL lineman Tejan Koroma (2016-17) and current NFL tailback Jamaal Williams (2016)

PLAYING HIGHLIGHTS

- Played running back at BYU (2006-09)
- The only BYU player to rush for more than 1,000 yards in three consecutive seasons.
- Set BYU's career rushing record in 2009 with 3,455 yards (surpassed by Jamaal Williams in 2016)
- Concluded his college career with 3,455 rushing yards, 36 rushing touchdowns, 1,085 receiving yards and nine receiving touchdowns
- No. 2 in career rushing yards at BYU, No. 2 in rushing attempts (696), No. 2 in total touchdowns (45), No. 5 in scoring (272) and No. 4 in all-purpose yards (4,540)
- Freshman All-America honors in 2007 (1,227 yards to set the Mountain West Conference freshman record en route to winning MWC Freshman of the Year honors)
- His 1,840 all-purpose yards shattered the previous MWC record of 1,328 set in 2002
- Earned Sophomore All-America Team honorable mention by College Football News with 1,132 yards and 11 touchdowns while adding four receiving scores and 309 yards
- In his final season in 2009, Unga topped the 1,000-yard mark for the third time with 1,087 yards and another 11 touchdowns, earning his third consecutive MWC all-conference selection
- Selected by the Chicago Bears in the 2010 NFL Supplemental Draft
- Spent parts of the 2010-2013 seasons in Chicago
- Signed with Carolina Panthers and Jacksonville Jaguars in 2014 before concluding his NFL career

NU'U TAFISI

DIRECTOR OF FOOTBALL STRENGTH AND CONDITIONING



COACHING EXPERIENCE

- **BYU:** Director of football strength and conditioning (2016-present)
- **USC:** Strength and conditioning assistant coach (2015)
- **UTAH:** Strength and conditioning assistant coach (2012-14)
- **BOISE STATE:** Strength and conditioning graduate assistant (2011)
- **CAL:** Strength and conditioning intern (2010)

PLAYING HIGHLIGHTS

- Played two seasons with the Seattle Seahawks after signing free agent deal
- Started 24 of 25 games at Cal in 2005-06
- Totaled 70 tackles and nine sacks during his two seasons at defensive end with the Bears
- Played on the 2005 team that defeated BYU in the Las Vegas Bowl
- Earned second team All-Pac 10 recognition both seasons
- Awarded the Cal's Joe Roth Award for courage, attitude and sportsmanship as a senior
- Played two years at Mt. San Antonio Junior College
- Was a JC All-American in 2004 after totaling 16 sacks and 23 tackles for loss

PLAYING EXPERIENCE

- Cal: (2005-06)
- Mt. San Antonio: (2003-04)

MISSION

- Samoa

EDUCATION

- California, Berkeley (2006) B.A.
- Boise State (2013) Master's in kinesiology

FAMILY

- Married and has two children



JON SWIFT
DIRECTOR OF
FOOTBALL OPERATIONS



JASEEN AH YOU
SUPPORT SERVICES
COORDINATOR



JACK DAMUNI
COMMUNITY RELATIONS
COORDINATOR



RANDY COY
ANALYST



BLAIR PETERSON
ANALYST



VINCE FEULA
ANALYST



MATT MITCHELL
GRADUATE ASSISTANT
OFFENSE



SPENCER PATTERSON
GRADUATE ASSISTANT
OFFENSE



GAVIN FOWLER
GRADUATE ASSISTANT
DEFENSE



TANNER JACOBSON
GRADUATE ASSISTANT
DEFENSE



JUSTIN MCCLURE
FOOTBALL STRENGTH &
CONDITIONING COACH



AJ MIDDLETON
FOOTBALL STRENGTH &
CONDITIONING COACH



STEVE PINCOCK
HEAD FOOTBALL
TRAINER



BRETT MORTENSEN
SPORTS MEDICINE
REHAB COORDINATOR



MICK HILL
FOOTBALL EQUIPMENT
MANAGER



BILLY NIXON
ASSISTANT FOOTBALL
EQUIPMENT MANAGER



BRAYDEN WOODALL
FOOTBALL VIDEO AND
TECHNOLOGY COORDINATOR



GARY VERON
COMPLIANCE
COORDINATOR



CLAY AUCOIN
FINANCIAL
ASSISTANT



MEIKEL REECE
EXECUTIVE
ASSISTANT



JIM HAMBLIN
ACADEMIC ADVISOR

TOM HOLMOE

Director of Athletics

Tom Holmoe was named Director of Athletics at Brigham Young University on March 1, 2005. He oversees a nationally recognized program with 21 intercollegiate sports, involving more than 620 student-athletes. Since Holmoe's appointment, BYU has captured 119 conference regular-season or postseason championships and over 250 student-athletes have earned All-America status.

In addition to his role as Director of Athletics, Holmoe served as a member of the NCAA Men's Basketball Committee from 2015-18 and was the Executive Council Committee Chair for the West Coast Conference from 2014-17.

A native of La Crescenta, California, Holmoe came to BYU on a football scholarship in 1978. He earned first-team All-WAC honors as a defensive back during his senior year in 1982 and was later selected in the fourth round of the 1983 NFL Draft by the San Francisco 49ers. Over a seven-year NFL career, he played on three Super Bowl championship teams with the 49ers in 1984, 1988 and 1989.

After retiring from professional football, Holmoe returned to BYU to serve as a graduate assistant under LaVell Edwards from 1990-91 and later accepted an offer from Bill Walsh to become the Stanford secondary coach in 1992, where he remained for two seasons. In 1994, he returned to the 49ers as defensive backfield coach for two seasons, where he earned a fourth Super Bowl ring. Two years later, Holmoe joined the University of California staff as defensive coordinator and later became the head coach from 1997-2001.

Holmoe returned to BYU in July 2001 as Associate Athletics Director for Development. As part of his responsibilities, he supervised the Cougar Club, served as the department's liaison with the LDS Foundation, served on the BYU Alumni Association Board of Directors and worked on the capital campaign to raise funds for the university's athletic facilities.

Holmoe graduated from BYU with a degree in Zoology in 1983 and received a master's degree from BYU in Athletic Administration in 1995. He and his wife, Lori, have four children and six grandchildren.



BRIAN SANTIAGO
Deputy Athletic Director



LIZ DARGER
Sr. Associate AD/SWA



CHAD LEWIS
Associate AD/
Development



BOB SCHIRMER
Associate AD/Finance



DUFF TITTLE
Associate AD/
Communications



TREVOR WILSON
Associate Dean of
Students



DAVID ALMODOVA
Associate AD/Marketing
(Football)



CHAD GWILLIAM
Associate AD/Compliance



MATTHEW NIX
Associate AD/Events



CASEY STAUFFER
Associate AD/Corporate
Sponsorships

BYU'S HISTORY

The 1875 establishment of the Brigham Young Academy offered an academically stimulating and gospel-oriented education to 29 students. The one-acre school grounds presided over by Karl G. Maeser have since developed into nearly 600 acres and more than 300 buildings. The foundation of the University thrives with the fourfold focus of being:

1) spiritually strengthening, 2) intellectually enlarging, 3) character building, leading to 4) lifelong learning and service.

Brigham Young University provides an outstanding education in an atmosphere consistent with the standards and principles of its sponsor, The Church of Jesus Christ of Latter-day Saints.

BYU MISSION STATEMENT

The mission of Brigham Young University — founded, supported, and guided by The Church of Jesus Christ of Latter-day Saints — is to assist individuals in their quest for perfection and eternal life. That assistance should provide a period of intensive learning in a stimulating setting where a commitment to excellence is expected and the full realization of human potential is pursued.

All instruction, programs, and services at BYU, including a wide variety of extracurricular experiences, should make their own contribution toward the balanced development of the total person. Such a broadly prepared individual will not only be capable of meeting personal challenge and change but will also bring strength to others in the tasks of home and family life, social relationships, civic duty, and service to mankind.

To succeed in this mission the university must provide an environment enlightened by living prophets and sustained by those moral virtues which characterize the life and teachings of the Son of God. In that environment these four major educational goals should prevail:

- All students at BYU should be taught the truths of the gospel of Jesus Christ. Any education is inadequate which does not emphasize that His is the only name given under heaven whereby mankind can be saved. Certainly all relationships within the BYU community should reflect devout love of God and a loving, genuine concern for the welfare of our neighbor.
- Because the gospel encourages the pursuit of all truth, students at BYU should receive a broad university education. The arts, letters, and sciences provide the core of such an education, which will help students think clearly, communicate effectively, understand important ideas in their own cultural tradition as well as that of others, and establish clear standards of intellectual integrity.
- In addition to a strong general education, students should also receive instruction in the special fields of their choice. The university cannot provide programs in all possible areas of professional or vocational work, but in those it does provide the preparation must be excellent. Students who graduate from BYU should be capable of competing with the best in their fields.
- Scholarly research and creative endeavor among both faculty and students, including those in selected graduate programs of real consequence, are essential and will be encouraged.

In meeting these objectives BYU's faculty, staff, students, and administrators should also be anxious to make their service and scholarship available to The Church of Jesus Christ of Latter-day Saints in furthering its work worldwide. In an era of limited enrollments, BYU can continue to expand its influence both by encouraging programs that are central to the Church's purposes and by making its resources available to the Church when called upon to do so.

We believe the earnest pursuit of this institutional mission can have a strong effect on the course of higher education and will greatly enlarge Brigham Young University's influence in a world we wish to improve.



KEVIN J WORTHEN
University President

Kevin J Worthen began serving as the 13th president of Brigham Young University on May 1, 2014. He previously served as BYU's advancement vice president and as dean of its J. Reuben Clark Law School.

KEITH VORKINK
Advancement Vice President

Keith Vorkink was appointed on May 18, 2020. He oversees Athletics, University Communications, BYU Broadcasting, Alumni, External Relations and Philanthropy.



STUDENT ENROLLMENT

- 33,511: total daytime students
- 30,745: undergraduate students
- 2,766: graduate students
- 50% male; 50% female

ACADEMICS

- 187 undergraduate majors
- 110 undergraduate minors
- 88 master's programs
- 32 doctoral programs

STUDENT DEMOGRAPHICS

- 95%: United States
- 5%: International
- 105 Countries represented
- 50 States represented
- 32%: Utah
- 10%: California
- 5%: Texas
- 5%: Arizona
- 5%: Idaho

STUDENT ETHNICITY

- 81% Caucasian
- 6% Hispanic
- 4% Two or more races
- 3% Asian/Pacific Islander
- 1% Black
- <1% American Indian
- 4% Other

CHURCH MISSIONARY SERVICE

- 21,867: students have served
- 66% of students
- 15,204 male students
- 6,663 female students

HONOR CODE

BYU's Honor Code helps maintain this learning environment. Initiated by students in 1949, the Honor Code emphasizes being honest, living a chaste and virtuous life, abstaining from alcohol and tobacco, using clean language, and following other values in line with the doctrines of The Church of Jesus Christ of Latter-day Saints.

FRESHMAN PROFILE

- 11,356: applicants
- 68.5%: admittance rate
- 28.6: average ACT score
- 3.87: average high school GPA

INTERNATIONAL REACH

- 1,496: number of international students
- 105: countries represented
- Canada, South Korea, and China are the top three nations represented
- Nearly 50% of all students have lived outside the United States
- 65% of students speak a second language
- 131 languages are spoken on campus
- 63 languages are taught regularly
- 15 language certifications are offered
- 229 study abroad programs are available in 80 countries
- 1,901 students studied abroad during the 2016-2017 academic year
- 17% of students study abroad while at BYU
- Approximately 258 ambassadors to the United States from 104 countries have spoken on campus since 1996

BYU IN TOP RANKINGS

No. 1: Colleges Worth the Cost

(Wall Street Journal)

No. 1: Best in the West for student engagement

(Wall Street Journal)

No. 1: Advertising program in the nation

(College Magazine)

No. 1: Best Trained Business Graduates

(Bloomberg Businessweek)

No. 1: Animation bachelor of science program

(Animation Career Review)

No. 2: Undergraduate accounting program

(U.S. News & World Report)

No. 3: Producer of foreign-language degrees

(Chronicle of Higher Ed)

No. 3: Masters of Accounting program

(Public Accounting Report)

No. 4: Producer of Fulbright U.S. Scholars

(Chronicle of Higher Ed)

No. 4: Best university for technology transfer

(Milken Institute)

No. 4: Best College for education majors

(Niche)

No. 5: Graduates who go on to earn doctorates

(National Opinion Research Center)

No. 5: Graduates with the least debt

(U.S. News & World Report)

No. 7: Best value MBA program worldwide

(Financial Times)

No. 10: Graduate entrepreneurship program

(Entrepreneur/Princeton Review)

No. 12: Best value school

(U.S. News & World Report)

No. 12: Best college for nursing

(Niche)

No. 13: Most employable graduates in the U.S.

(Times Higher Education)

No. 39: Best law schools

(U.S. News & World Report)



Brigham Young University is owned and operated by The Church of Jesus Christ of Latter-day Saints and the missionary program is one of its most recognized characteristics. Latter-day Saint missionaries can be seen on the streets of hundreds of major cities in the world as well as in thousands of smaller communities.

The missionary effort is based on the New Testament pattern of missionaries serving in pairs, teaching the gospel and baptizing believers in the name of Jesus Christ (see, for example, the work of Peter and John in the book of Acts).

Approximately 65 percent of the current team has served a Latter-Day Saint mission. Members of the team have served in nearly 30 different countries and on six of the seven continents around the globe. BYU currently has about 30 members of the team (previous signees or on roster) that are currently serving in the mission field.

More than 67,000 full-time missionaries are serving missions for The Church of Jesus Christ of Latter-day Saints. Most missionaries are young people under the age of 25, serving in 399 missions throughout the world.

Missionaries work with a companion of the same gender during their mission, with the exception of couples, who work with their spouse. Single men serve missions for two years and single women serve missions for 18 months.

Missionaries receive their assignment from Church headquarters and are sent only to countries where governments allow the Church to operate. Missionaries do not request their area of assignment and do not know beforehand whether they will be required to learn a language.

Prior to going to their assigned area, missionaries spend a short period of time at one of 15 missionary training centers throughout the world. There they learn how to teach the gospel in an orderly and clear way and, if necessary, they begin to learn the language of the people they will be teaching. The largest training center is in Provo, Utah, with additional centers in Argentina, Brazil, Chile, Colombia, Dominican Republic, England, Ghana, Guatemala, Mexico, New Zealand, Peru, the Philippines, South Africa and Spain.

A typical missionary day begins by waking at 6:30 a.m. for personal study. The day is spent proselytizing by following up on appointments, visiting homes or meeting people in the street or other public places. Missionaries end their day by 10:30 p.m. Schedules are flexible depending on the culture of the country where missionaries are serving.

Missionary work is voluntary. Missionaries fund their own missions — except for their transportation to and from their field of labor — and are not paid for their services. Missionaries avoid entertainment, parties or other activities common to this age-group as long as they are on their missions, so they can focus entirely on the work of serving and of teaching others the gospel of Jesus Christ.

The Church of Jesus Christ of Latter-day Saints was officially organized on April 6, 1830 with six members. Today, congregations of the Church total over 16 million members, it is one of the fastest growing religions in the world and one of the largest Christian churches in the United States.

The Church of Jesus Christ of Latter-day Saints is Christian, but is neither Catholic nor Protestant. Rather, it is a restoration of the original church established by Jesus Christ. For more information on the beliefs of the Church of Jesus Christ of Latter-day Saints, visit www.ChurchofJesusChrist.org



Former BYU offensive lineman Thomas Shoaf served a two-year mission to Honolulu, Hawai'i. Here, Shoaf poses in front of the Laie, Hawai'i Temple. Shoaf redshirted with the team in 2013 before departing on his mission during the 2014 and 2015 seasons. Shoaf returned to the Cougars for the 2016 season where he earned Freshman All-American honors after starting nine games at tackle.



WELCOME TO THE CLUB!

The Cougar Club is dedicated to the success of Coach Kalani Sitake and the BYU football team; donors receive Cougar Club status for any gift to athletics and may earmark their donations directly to BYU Football. With the donations and support of thousands of members nationwide, the Cougar Club supports more than 600 BYU student-athletes who represent the university in 21 NCAA sports. Through its fundraising and promotional mission, the Cougar Club is enhancing the future success of BYU Athletics.

BYU Athletics depends on loyal Cougar Club members for funding critical to the athletic department's success. The changing nature of collegiate athletics means that to compete at the highest levels, BYU must raise more money every year. The costs associated with being one of the nation's top programs continue to rise dramatically. With that challenge in mind, the support of Cougar Club Members becomes an important key to the future achievements of BYU Athletics.

"We are so grateful for our donors and fans they make a huge difference," says Cougar Club Director Greg Vehar. "To continue achieving national prominence, we need the support of all cougar fans and Cougar Club members to continue to grow."

FUNDING

Cougar Club donations are used for many vital athletic priorities, including:

- Funding athletic scholarships
- Building and maintaining state-of-the-art facilities
- Supporting the Student Athlete Life and Learning Center
- Sponsoring outreach to the elementary schools and the community by BYU Student Athletes
- Paying recruiting expenses to help BYU coaches attract talented athletes from across the country and around the world
- Funding the Nutrition Center and the Student Athlete Fuel Card

CONTRIBUTION LEVELS

There is a Cougar Club membership level for every fan who wants to help BYU continue to build a strong athletic tradition. Annual Members make Cougar Club contributions of between \$60 and \$2,500 each year, based on their financial ability to give and the athletic benefits they want to receive. Legacy Members make an initial contribution of \$10,000 or more and continue their involvement with sustaining annual gifts of \$1,250 or more. To acknowledge the generosity of Club members, the athletic department makes a number of benefits available to Cougar Club members, including priority seating, parking passes, and Club events. However, the greatest benefit of membership is knowing that the Cougar Club is helping BYU Athletics continue to be one of the nation's top collegiate athletic programs and making a difference in the lives of more than 600 BYU student-athletes.

COUGAR CLUB BENEFITS

- Seating priority for home and away events, bowl games, and post-season tournaments
- Parking passes
- Cougar Club emails and athletic publications
- Monthly luncheons with BYU coaches and athletes
- Privileges and invitations for Club events and Club travel
- Discounts on exclusive BYU merchandise and commemorative memorabilia
- Cougar Club nights at Olympic sporting events

For more information about the Cougar Club, call 801-422-2583 or visit www.cougarclub.com.

"You guys will agree that [Lavell Edwards] stadium is one of the prettiest settings of college football. This stadium is just unbelievable."

— KIRK HERBSTREIT,

LAVELL EDWARDS STADIUM

CAPACITY: 63,470

CONSTRUCTED: 1960 (COUGAR STADIUM)

EXPANDED: 1982

RENAMED: 2000

PLAYING SURFACE: NATURAL GRASS

ELEVATION: 4,338

PICTURE PERFECT

With its 63,470-seat capacity, video walls and immaculate press boxes, LaVell Edwards Stadium is home to legendary BYU football. Since its expansion in 1982, the stadium has consistently ranked among the nation's top 30 in attendance. Some of the stadium's well-known features include a box-bowl seating configuration, a grass playing surface and a four-level press box.

THE FIELD

The field is covered with a sand-based natural turf capable of draining eight inches of rain per hour. The well-kept grass field is consistently deemed one of the best in the country.


RENAMING

The stadium's name was changed from Cougar Stadium to LaVell Edwards Stadium, in honor of legendary Hall of Fame head coach LaVell Edwards in a pregame ceremony on November 18, 2000, conducted by President Gordon B. Hinckley, president of The Church of Jesus Christ of Latter-day Saints. Edwards had previously announced he would retire following the 2000 season after 29 years at the helm.

HISTORY/EXPANSION/SEATING CAPACITY

Cougar Stadium was originally built in 1964 with a seating capacity of 45,000, including the temporary bleachers in the end zone. As a result of increased seating demands, BYU made yet another renovation in 1982, adding stands to the north and south end zones, lowering the field eight feet and removing the track surrounding the field (which hosted the 1967 and 1975 NCAA Track and Field Championships). The stadium expansion increased the seating capacity to over 65,000.

The crowd of 64,253 that gathered for BYU's first game in the expanded stadium on September 25, 1982 was reportedly "the largest gathering ever in Utah history" at the time. In 2003, BYU added a luxury "Club Seating" area to the east stands taking the capacity of Edwards Stadium down to 64,045. In 2010 and 2011 BYU created additional wheelchair access inside the stadium, which reduced the capacity by 575 seats to 63,470.



2019 UPGRADES & IMPROVEMENTS

Structural sections at the four corners of the stadium have been added for the 2019 season that connect the existing four independent stadium stands at the mezzanine level. The new upgrades improve accessibility, safety and the overall patron experience at BYU football games, allowing fans to walk between stands without having to return to ground level and increasing the number of services and restrooms in the stadium with women's, men's and family-friendly facilities being added on the north and south mezzanine levels.

WI-FI AND DAS

In 2018, BYU became the first college football program in the country to implement a full-stadium, high-density Wi-Fi offload solution used in many NFL stadiums. BYU partnered with Verizon Wireless and Extreme Networks to install new state-of-the-art Wi-Fi and distributed antenna system (DAS) in Edwards Stadium. The cutting-edge system provides BYU fans and vendors the ultimate large-venue mobile connectivity experience.

GAME-DAY APP

With state-of-the-art mobile connectivity in place, BYU also introduced in 2018 a new game-day mobile app built specifically for the game-day experience at Edwards Stadium. The feature-rich application developed by Pesci Sports provides Cougar fans in Edwards Stadium a second-screen experience during games that includes real-time statistics, on-demand highlight videos, social media components, radio broadcast audio, food services, merchandise and much more. The app is available to download on both iPhone and Android phones.

SOCIAL MEDIA RIBBON BOARD

Also new to Edwards Stadium in 2018 was a state-the-art social media ribbon board. Located above the east stands, the ribbon board is 8 feet high by 282 feet wide. The new board allows fans to interact with each other and BYU Athletics throughout the game.



YEARLY LES ATTENDANCE (1987-2018)			
Year	Gm	Home	Home Avg.
2019	6	357,281	59,547
2018	6	314,855	52,476
2017	6	337,599	56,267
2016	6	351,413	58,569
2015	6	351,191	58,532
2014	6	342,842	57,141
2013	6	367,349	61,225
2012	6	366,965	61,161
2011	7	421,858	60,265
2010	6	368,283	61,380
2009	6	385,416	64,236
2008	6	384,613	64,102
2007	6	386,980	64,497
2006	6	363,146	60,524
2005	6	349,222	58,204
2004	6	350,849	58,475
2003	6	369,003	61,500
2002	6	373,055	62,176
2001	6	362,699	60,450
2000	6	363,711	60,619
1999	6	391,111	65,185
1998	6	376,210	62,702
1997	6	389,362	64,894
1996	7	440,576	62,939
1995	6	371,780	61,963
1994	6	364,913	60,819
1993	6	392,676	65,446
1992	6	390,476	65,079
1991	6	394,978	65,830
1990	6	396,011	66,002
1989	6	392,252	65,375
1988	6	386,774	64,462
1987	6	391,335	65,223

TOP 10 STADIUM CROWDS (AFTER 2003 STADIUM MODIFICATIONS)		
Date	Opponent	Attendance
Sept. 4, 2004	Notre Dame	65,251
Nov. 24, 2007	Utah	64,749
Oct. 24, 2009	TCU	64,641
Sept. 1, 2007	Arizona	64,525
Oct. 20, 2007	Eastern Washington	64,522
Sept. 22, 2007	Air Force	64,502
Nov. 22, 2003	Utah	64,486
Nov. 3, 2007	Colorado State	64,441
Nov. 19, 2005	Utah	64,312
Nov. 28, 2009	Utah	64,301

LAVELL EDWARDS STADIUM HOME RECORD (1964-2019)			
2019	4-2	1991	6-0
2018	3-3	1990	6-0
2017	2-4	1989	5-1
2016	5-1	1988	6-0
2015	6-0	1987	4-2
2014	4-2	1986	4-2
2013	5-1	1985	5-1
2012	5-1	1984	6-0
2011	6-1	1983	5-0
2010	5-1	1982	4-1
2009	4-2	1981	4-1
2008	6-0	1980	6-0
2007	6-0	1979	5-0
2006	6-0	1978	4-1
2005	3-3	1977	5-0
2004	3-3	1976	5-1
2003	1-5	1975	3-2
2002	4-2	1974	4-1
2001	6-0	1973	3-3
2000	4-2	1972	3-2
1999	4-2	1971	1-3
1998	6-0	1970	3-2
1997	4-2	1969	4-1
1996	7-0	1968	0-5
1995	4-2	1967	5-0
1994	4-2	1966	4-2
1993	3-3	1965	3-1
1992	4-2	1964	3-2
		Total 241-77	

TOP 5 STADIUM CROWDS (BEFORE 2003 STADIUM MODIFICATIONS)		
Date	Opponent	Attendance
Oct. 16, 1993	Notre Dame	66,247
Sept. 8, 1990	Miami	66,235
Nov. 17, 2001	Utah	66,149
Nov. 18, 1989	Utah	66,110
Nov. 11, 1989	Air Force	66,089

BEST AVERAGE ATTENDANCE IN THE WEST (2019)	
School	Attendance
1. Washington	68,238
2. BYU	59,547
3. USC	59,358
4. Oregon	53,591
5. Colorado	49,573




EQUIPMENT AND LOCKER ROOMS

The 75-yard-long locker room was patterned after the NFL's Philadelphia Eagles. There is also a special locker room for former BYU players who want to train in Provo during the offseason.

TRAINING FACILITIES

BYU's training facilities include a newly renovated hydro therapy room with the one of the largest, state-of-the-art aquatic therapy treadmill in the west, along with two large hot and cold whirlpool therapy pools. BYU's HydroWorx 2000 series underwater treadmill allows up to four people at once with adjustable floor range up to 6 feet, resistance jets speeds up to 10 mph and running speeds up to 8.5 mph. BYU athletes can do full sprinting, unload their body weight for faster recoveries, and watch their body mechanics on monitors thanks to multiple underwater cameras from both front and lateral views. Doctor's offices are on site in the training facilities where bikes, treadmills and the latest equipment are also utilized as trainers and doctors assist and treat BYU athletes.



STRENGTH AND CONDITIONING CENTER/ PLAYERS' LOUNGE

The football team's Strength and Conditioning Center is conveniently located with easy access from the football locker room in the Student Athlete Building and to the team's practice fields. Most of the equipment was custom built by Free Motion and is sponsored by Icon Health and Fitness. With a new 2,500 square foot addition completed for the 2017 season, the facility features 20 full power racks with platforms as well as reverse hypers, Tomahawk spinning bikes and TVs, Nordic Track incline trainers, Versaclimbers, Scifit upper body bikes, Woodway force treadmills, H/P Cosmos treadmills with Pneu Weight devices, vibratory boards, a step mill, dumbbell areas and a medicine ball wall. Another new addition perched above the Strength and Conditioning Center from a second-floor overlook is the new players' lounge for the team. The lounge features several flat screen television and gaming consoles, along with other game tables and areas to relax.



STUDENT ATHLETE LIFE & LEARNING CENTER

The SALLC is a comprehensive support area for student-athletes. Services in the SALLC include academic advisors, learning specialists, tutors, mentors, a financial aid counselor, a student wellness and career advisor, multicultural counselor, a sport performance psychologist, and a mental health psychologist. The purpose of the Center is to provide comprehensive support for overall wellbeing of each student-athlete with the purpose of helping them achieve their academic, athletic and career goals. The SALLC also acts as a liaison with Campus Housing and BYU Admission Services regarding housing and initial BYU application questions.



LEGENDS GRILLE

Fans, coaches and athletes can view TV screens, a ticker tape with world wide sports scores or view specialty events on a projection screen while catching a bite to eat.

INDOOR PRACTICE FACILITY

The IPF is 106,000 square feet and had new turf put in during the summer of 2017. The building has retractable goalposts, a sideline staging facility for offensive linemen and serves as a practice facility for football in all forms of weather. The indoor surface is brand new field turf and the building features four video platforms located 40 feet above the playing surface. The IPF also serves as an indoor practice area for soccer, golf, baseball and softball teams and a variety of other sports programs, including extramurals and intramurals.

	at NAVY MIDSHIPMEN MONDAY, SEP. 7 BYU faces the Midshipmen for the third time, after a three-decade hiatus. Navy is coming off one of its best years in school history with an 11-2 campaign, highlighted by a 20-17 victory over Kansas State in the Liberty Bowl in 2019.
	at ARMY BLACK KNIGHTS TBA <i>Game postponed due to Covid-19</i> - BYU and Army have never faced each other in football. The game against the Black Knights will give the Cougars its second matchup against a service academy after facing the Naval Academy in the season opener.
	TROY TROJANS SATURDAY, SEPT. 26 Another new face to LaVell Edwards Stadium, the Troy Trojans kickoff a home-and-home series with the Cougars. Former BYU offensive line coach Ryan Pugh, a protege of Jeff Grimes, is now the offensive coordinator at Troy.
	LOUISIANA TECH BULLDOGS FRIDAY, OCT. 2 In a first-time matchup, the Bulldogs of LA Tech will visit Provo in a game added to the unique schedule early in the 2020 season. The Bulldogs are coming off a 10-win season in 2019 and have won six consecutive bowl games under Skip Holtz.
	UTSA ROADRUNNERS SATURDAY, OCT. 10 UTSA started its football program in 2011, under former national championship coach, Larry Coker. The Roadrunners played one season at the FCS level before joining the FBS in 2012. The Roadrunners have spent the past seven seasons in Conference-USA.
	at HOUSTON COUGARS FRIDAY, OCT. 16 BYU beat Houston 33-25 at LaVell Edwards Stadium in 2013 behind 160 rushing yards from Taysom Hill and 139 from Jamaal Williams. The matchup of the Cougars is the third after BYU won in 2012 at Reliant Stadium.
	TEXAS STATE BOBCATS SATURDAY, OCT. 24 The Bobcats are another relatively new team to the FBS ranks after playing as an independent in 2011, WAC in 2012 and in the Sun Belt since 2013. Texas State won back-to-back FCS national championships in 1981-82.
	WESTERN KENTUCKY HILLTOPPERS SATURDAY, OCT. 31 Western Kentucky is coming off a 9-4 campaign in 2019 under C-USA Coach of the Year, Tyson Helton. The Hilltoppers return much of their talented squad for 2020. This will be the first meeting for the two schools.
	NORTH ALABAMA LIONS SATURDAY, NOV. 21 BYU hosts the Lions for the first time in program history. North Alabama moved from Division II to the FCS in 2018 and has gone 11-10 in its first two years as an independent and a member of the Big South Conference.



GAME 1 - NAVY MIDSHIPMEN

NAVY - MARINE CORPS MEMORIAL STADIUM • ANNAPOLIS, MD • TV: ESPN • TIME: 8 PM EDT

Games played: 2 (1-1)
at Navy: 1 (1-0)

at BYU: --
Neutral: 1 (0-1)

First game: Dec. 22, 1978, Navy won 23-16
Last game: Sept. 16, 1989, BYU won 31-10

2020 SCHEDULE

Sept. 7 BYU
Sept. 19 at Tulane
Sept. 26 Temple
Oct. 3 at Air Force
Oct. 17 at East Carolina
Oct. 24 Houston
Oct. 31 at SMU
Nov. 7 Tulsa
Nov. 14 Memphis
Nov. 21 at South Florida
Dec. 12 Army

MIDSHIPMEN INFO

Location Annapolis, MD
Stadium (Capacity) Navy-Marine Corps Memorial Stadium (34,000)
Surface FieldTurf
Colors Navy Blue and Gold
Nickname Midshipmen
Founded 1845
Conference AAC
Superintendent Vice Adm. Sean S. Buck, USN
Enrollment 4,400
Athletic Director Chet Gladchuk
2019 Record 11-2
AAC Record 7-1
Final Ranking 20
Last Bowl 2019 Liberty Bowl

COACHING STAFF

Head Coach Ken Niumatalolo
at Navy Entering 12th (98-60)
Years as D1HC same
OC/QB Ivin Jasper
DC/S Brian Newberry
Run Game Coord./OL Ashley Ingram
Sp. Tms Coord./OL Danny O'Rourke
CB James Adams
DE/LB Devin Downing
RB Joe DuPaix
DL Jerrick Hall
OLB Steve Johns
FB Jason MacDonald
LB P.J. Volker

DID YOU KNOW?

BYU head coach Kalani Sitake and Navy head coach Ken Niumatalolo grew up together in Laie, Hawai'i. The two shared many of the same friendships and experiences back on the Island.

MEDIA RELATIONS

Scott Strasemeier (410)-293-8775
sstrasem@usna.edu
Website: www.navysports.com

GAME 2 - ARMY BLACK KNIGHTS

MICHIE STADIUM • WEST POINT, NY • TV: CBS • TIME: 3:30 PM EDT

Games played: --
at Army: --

at BYU: --
Neutral: --

First game: --
Last game: --

2020 SCHEDULE

Sept. 5 Middle Tennessee
Sept. 12 Louisiana-Monroe
Sept. 19 BYU
Sept. 26 at Cincinnati
Oct. 3 Abilene Christian
Oct. 10 The Citadel
Oct. 17 at UTSA
Oct. 24 Mercer
Nov. 7 Air Force
Nov. 21 Georgia Southern
Nov. 14 at Tulane
Dec. 12 Navy

BLACK KNIGHTS INFO

Location West Point, NY
Stadium (Capacity) Michie Stadium (38,000)
Surface FieldTurf
Colors Black, Gold & Grey
Nickname Black Knights
Founded 1924
Conference Independent
Superintendent Lieutenant General Darryl Williams
Enrollment 4,389
Athletic Director Mike Buddie
2019 Record 5-8
Final Ranking N/A
Last Bowl 2018 Armed Forces Bowl

COACHING STAFF

Head Coach Jeff Monken
at Army Entering 7th (40-36)
Years as D1HC Entering 11th (78-52)
OC/OL Brent Davis
DC Nate Woody
Co-DC/S Greg Gasparato
AHC/OLB John Loose
Sp. Tms. Coord. Sean Saturnio
CB Daryl Dixon
TE Matt Drinkall
WR Keith Gaither
OL Saga Tuitele
FB Mike Viti
RB Tucker Waugh

DID YOU KNOW?

The 2,206 mile trip will be the longest the Cougars football team will make during the 2020 season. It also marks only the second game that BYU has played in the state of New York after going to Syracuse in 2000.

MEDIA RELATIONS

Kat Castner (845)-938-7197
kaitlyn.castner@westpoint.edu
Website: www.goarmywestpoint.com

GAME 3 - TROY TROJANS

LAVELL EDWARDS STADIUM • PROVO, UT • TV: ESPN • TIME: 8:15 PM MDT

Games played: --
at Troy: --

at BYU: --
Neutral: --

First game: --
Last game: --

2020 SCHEDULE

Sept. 12 at Louisville
Sept. 19 Liberty
Oct. 3 at Midd Tenn.
Oct. 8 Marshall
Oct. 17 at UAB
Oct. 31 at BYU
Nov. 7 at Florida Atlantic
Nov. 14 Southern Miss
Nov. 21 FIU
Nov. 28 Charlotte

TROJANS INFO

Location Troy, AL
Stadium (Capacity) Veterans Memorial (30,000)
Surface Bermuda Grass
Colors Cardinal, Silver and Black
Nickname Trojans
Founded 1887
Conference Sun Belt
President Dr. Jack Hawkins, Jr.
Enrollment 20,000
Athletic Director Brent Jones
2019 Record 5-7
Sun Belt Record 3-5
Final Ranking N/A
Last Bowl 2018 Dollar General Bowl

COACHING STAFF

Head Coach Chip Lindsey
at Troy Entering 2nd (5-7)
Years as D1HC same
Sp. Tms. Coord. Brian Blackmon
CB Ray Brown
AHC/IWR John Carr
DC/S Brandon Hall
Def. Run Game Coord./DE Bam Hardmon
OC/OL Ryan Pugh
LB Andrew Warwick
RB Cole Weeks
Pass Game Coord./OWR Cernelius Williams
DL Davern Williams

DID YOU KNOW?

Troy's offensive coordinator Ryan Pugh spent one year under head coach Kalani Sitake in 2018. Brought on by BYU offensive coordinator Jeff Grimes, Pugh coached the offensive line before becoming the OC at Troy.

MEDIA RELATIONS

Adam Prendergast (334)-670-3832
adamp@troy.edu
Website: www.trojtrojans.com

GAME 4 - LOUISIANA TECH BULLDOGS

FRIDAY, OCTOBER 2
LAVELL EDWARDS STADIUM • PROVO, UT • TV: TBA • TIME: TBA

Games played: -- at BYU: -- First game: --
 at LA Tech: -- Neutral: -- Last game: --

2020 SCHEDULE

Sept. 19 at Southern Miss
 Sept. 26 HBU
 Oct. 2 at BYU
 Oct. 10 UTEP
 Oct. 17 Marshall
 Oct. 24 at UTSA
 Oct. 31 UAB
 Nov. 7 at North Texas
 Nov. 14 Rice
 Nov. 21 vs. ULM
 Nov. 28 at FIU

ROADRUNNERS INFO

Location Ruston, LA
 Stadium (Capacity) Joe Aillet Stadium (28,019)
 Surface Field Turf
 Colors Blue and Red
 Nickname Bulldogs
 Founded 1894
 Conference CUSA
 President Dr. Les Guice
 Enrollment 11,957
 Athletic Director Tommy McClelland
 2019 Record 10-3
 CUSA Record 6-2
 Final Ranking N/A
 Last Bowl 2019 Independence Bowl

COACHING STAFF

Head Coach Skip Holtz
 at La Tech Entering 8th (56-36)
 Years as D1HC Entering 21st (144-107)
 OC/QB Joe Sloan
 DC David Blackwell
 Sp. TM/Outside LB Dennis Smith
 DB Jeff Burris
 LB Brian Gamble
 RB Brock Hays
 OL Robert McFarland
 DL Anthony Camp
 Outside WR John Allen
 Inside WR Trey Holtz

DID YOU KNOW?

Former BYU head coach Gary Crowton was the head coach of the Bulldogs from 1996 to 1998 following one season as the offensive coordinator. Bronco Mendenhall, (former BYU HC and current Virginia HC) was his DB coach in 1997.

MEDIA RELATIONS

Ashley Springer (318) 257-5071
 aspring@latech.com
 Website: www.latechsports.com

GAME 5 - UTSA ROADRUNNERS

SATURDAY, OCTOBER 10
LAVELL EDWARDS STADIUM • PROVO, UT • TV: TBA • TIME: TBA

Games played: -- at BYU: -- First game: --
 at UTSA: -- Neutral: -- Last game: --

2020 SCHEDULE

Sept. 12 at Texas State
 Sept. 19 Stephen F. Austin
 Sept. 26 Memphis
 Oct. 3 at UAB
 Oct. 10 at BYU
 Oct. 24 Louisiana Tech
 Oct. 31 at Florida Atlantic
 Nov. 7 at Rice
 Nov. 14 UTEP
 Nov. 21 at Southern Miss
 Nov. 28 North Texas

ROADRUNNERS INFO

Location San Antonio, TX
 Stadium (Capacity) Alamodome (36,582)
 Surface Field Turf
 Colors Orange, Navy and White
 Nickname Roadrunners
 Founded 1969
 Conference CUSA
 President Dr. Taylor Eighmy
 Enrollment 30,674
 Athletic Director Dr. Lisa Campos
 2019 Record 4-8
 CUSA Record 3-5
 Final Ranking N/A
 Last Bowl 2016 New Mexico Bowl

COACHING STAFF

Head Coach Jeff Traylor
 at UTSA Entering 1st (0-0)
 Years as D1HC same
 AHC/OC/QB Barry Lunney Jr.
 DC/LB Tyrone Nix
 Spe. Tms. Coord. Tommy Perry
 S Jess Loepp
 Run Game Coord./OL Matt Mattox
 Pass Game Coord./WR Will Stein
 Run Game Coord./DL Rod Wright
 CB Nick Graham
 RB Julian Griffin
 TE Kurt Traylor

DID YOU KNOW?

UTSA is one of six teams that BYU will face for the first time. Among the other matchups, the Cougars have only played a handful of games against all of them combined.

MEDIA RELATIONS

Kyle Stephens (210)-887-3636
 kyle.stephens@utsa.edu
 Website: www.goutsa.com

GAME 6 - HOUSTON COUGARS

FRIDAY, OCTOBER 16
TDECU STADIUM • HOUSTON, TX • TV: ESPN2 • TIME: 8:30 PM CDT

Games played: 2 (2-0) at BYU: 1 (1-0) First game: Oct. 19, 2013, BYU won 47-26
 at Houston: 1 (1-0) Neutral: -- Last game: Sept. 11, 2014 BYU won 33-25

2020 SCHEDULE

Sept. 3 Rice
 Sept. 12 at Washington St.
 Sept. 19 at Memphis
 Sept. 26 North Texas
 Oct. 8 Tulane
 Oct. 16 at BYU
 Oct. 24 at Navy
 Oct. 31 UCF
 Nov. 7 at Cincinnati
 Nov. 14 USF
 Nov. 21 at SMU
 Nov. 28 Tulsa

COUGARS INFO

Location Houston, TX
 Stadium (Capacity) TDECU Stadium (40,000)
 Surface Synthetic Turf
 Colors Scarlet and White
 Nickname Cougars
 Founded 1927
 Conference American
 Chancellor Dr. Renu Khator
 Enrollment 46,000
 Athletic Director Chris Pezman
 2019 Record 4-8
 American 2-6
 Final Ranking N/A
 Last Bowl 2018 Armed Forces Bowl

COACHING STAFF

Head Coach Dana Holgorsen
 at Houston Entering 2nd (4-8)
 Years as D1HC Entering 10th (65-49)
 AHC/Co-DC/S Doug Belk
 SC/LB Joe Cauthen
 OC/QB Shannon Dawson
 Co-OC/OL Brandon Jones
 RB Marquel Blackwell
 WR Tyron Carrier
 DL Brian Early
 CB Zac Etheridge
 TE/IR Corby Meekins
 Spc. Tms Coord Mark Scott

DID YOU KNOW?

Not only do BYU and Houston share the same nickname of "Cougars" but they share it with three other Division I universities including Washington State, College of Charleston and Chicago State.

MEDIA RELATIONS

Tyler Pigg (713) 743-9404
 tepigg@central.uh.edu
 Website: www.uhcougars.com



GAME 7 - TEXAS STATE BOBCATS

SATURDAY, OCTOBER 24

LAVELL EDWARDS STADIUM • PROVO, UT • TV: TBA • TIME: TBA

Games played: -- at BYU: -- First game: --
 at Texas State: -- Neutral: -- Last game: --

2020 SCHEDULE

Sept. 5 SMU
 Sept. 12 UTSA
 Sept. 19 at ULM
 Oct. 3 BYU
 Oct. 8 at Troy
 Oct. 17 at South Alabama
 Oct. 31 Louisiana
 Nov. 7 Appalachian St
 Nov. 14 at Georgia South.
 Nov. 21 Arkansas State
 Nov. 28 Coastal Carolina

BOBCATS INFO

Location San Marcos, TX
 Stadium (Capacity) Bobcats
 Surface Field Turf
 Colors Maroon and Gold
 Nickname Bobcats
 Founded 1899
 Conference Sun Belt
 President Dr. Denise M. Trauth
 Enrollment 38,644
 Athletic Director Dr. Larry Teis
 2019 Record 3-9
 Sun Belt Record 2-6
 Final Ranking N/A
 Last Bowl N/A

COACHING STAFF

Head Coach Jake Spavital
 at Texas State Entering 1st (0-0)
 Years as D1HC same
 DC Zac Spavital
 OC Jacob Peeler
 ILB/Co-DC Archie McDaniel
 RB/Sp. Tms. Coord. Nick Whitworth
 OLB Tevin Mims
 OL Clay McGuire
 DL Jacori Greer
 TE Brian Hamilton
 DB Brett DeWhurst
 WR Bryson Abraham

DID YOU KNOW?

Both BYU and Texas State have been members of the Western Athletic Conference. The Cougars stint spaned over three decades while the Bobcats spend just the 2012 season in the WAC.

MEDIA RELATIONS

Rick Poulter (512)-245-2966
 rpoulter@txstate.edu
 Website: www.txstatebobcats.com

GAME 8 - WESTERN KENTUCKY HILLTOPPERS

SATURDAY, OCTOBER 31

LAVELL EDWARDS STADIUM • PROVO, UTAH • TV: TBA • TIME: TBA

Games played: -- at BYU: -- First game: --
 at Western Kentucky: -- Neutral: -- Last game: --

2020 SCHEDULE

Sept. 5 Rhode Island
 Sept. 12 at Maryland
 Sept. 19 East Michigan
 Sept. 26 at Iowa
 Oct. 3 Kent State
 Oct. 10 Central Michigan
 Oct. 17 at Ball State
 Oct. 24 BYU
 Oct. 31 Buffalo
 Nov. 10 at W. Michigan
 Nov. 17 Toledo
 Nov. 27 at Bowling Green

HUSKIES INFO

Location Bowling Green, KY
 Stadium (Capacity) Houchens-Smith Stadium (22,113)
 Surface FieldTurf
 Colors Red and White
 Nickname Hilltoppers
 Founded 1906
 Conference CUSA
 President Dr. Timothy Caboni
 Enrollment 20,267
 Athletic Director Todd Stewart
 2019 Record 9-4
 CUSA Record 6-2
 Final Ranking N/A
 Last Bowl 2019 First Responder Bowl

COACHING STAFF

Head Coach Tyson Helton
 at Western Kentucky Entering 2nd (9-4)
 Years as D1HC same
 OC/QB Bryan Ellis
 DC/CB Clayton White
 Co-OC/RB Ryan Aplin
 Co-DC/LB Maurice Crum
 S/Sp. Tms. Coord. Andy Larussa
 DE Kenny Baker
 WR Chris Chestnut
 OL Mike Goff
 TE Zach Lankford
 DT Kenny Martin

DID YOU KNOW?

While it will be the first time the two teams have met on the football field, BYU and Western Kentucky went head-to-head in the finals of the SiriusXM Mascot National Championship, where in the end Cosmo took the title over Big Red.

MEDIA RELATIONS

Bryan Fyalkowski (270)-745-5388
 bryan.fyalkowski@wku.edu.edu
 Website: www.wkusports.com

GAME 9 - NORTH ALABAMA LIONS

SATURDAY, NOVEMBER 21

LAVELL EDWARDS STADIUM • PROVO, UT • TV: TBA • TIME: TBA

Games played: -- at BYU: -- First game: --
 at Utah: -- Neutral: -- Last game: --

2020 SCHEDULE

Sept. 3 at Western Illinois
 Sept. 12 Jacksonville State
 Sept. 19 at Chattanooga
 Sept. 26 at Virginia Tech
 Oct. 10 Kennesaw State
 Oct. 17 Monmouth
 Oct. 24 Charleston South
 Oct. 31 Gardner-Webb
 Nov. 7 at Campbell
 Nov. 14 Hampton
 Nov. 21 at BYU

LIONS INFO

Location Florance, AL
 Stadium (Capacity) Bradly Municipal Stadium (14,215)
 Surface Prograss
 Colors Purple and Gold
 Nickname Lions
 Founded 1912
 Conference Big South
 President Kenneth D. Kitts
 Enrollment 7,650
 Athletic Director Mark Linder
 2019 Record 4-7
 Big South 3-4
 Final Ranking N/A
 Last Bowl N/A

COACHING STAFF

Head Coach Chris Willis
 at North Alabama Entering 3rd (16-15)
 Years as D1HC same
 AHC/DC Steadman Campbell
 Run Game Coord./OL Zach Lisko
 Pass Game Coord/WR/Recruit Coord Tyler Rice
 DB/Sp. Tms Coord Blake Farris
 LB Gabe Poe
 DL Cordell Upshaw
 Kicking Coach Mike King

DID YOU KNOW?

When BYU and UNA first scheduled this match-up back in 2018, it marked the Lions first game against a Football Bowl Subdivision (FBS) opponent since 1997.

MEDIA RELATIONS

Jeff Hodges 256-765-4595
 sportsinformation@una.edu
 Website: www.roarlions.com

BYU has reached a bowl game 14 times in the past 15 seasons. Last year, the Cougars played in SoFi Hawai'i Bowl. This year, BYU has also reached an agreement for the Cougars to participate in ESPN owned and operated bowl games in 2020, 2022 and 2024. Under a separate agreement, the Cougars are also slated to appear in the Independence Bowl in Shreveport, Louisiana, in 2021, 2023 and 2025.

ESPN Events provides a bowl tie-in for BYU in 2020, 2022 and 2024 if the Cougars are bowl eligible and not selected to participate in a New Year's Six bowl. Since 2011, the Cougars have played in four of the 16 bowls owned and operated by ESPN Events, including the 2018 Famous Idaho Potato Bowl, 2015 Las Vegas Bowl, 2014 Miami Beach Bowl (now Frisco Bowl) and 2011 Armed Forces Bowl.

Under the terms of the new Independence Bowl agreement, the Cougars are slated to appear in Shreveport in 2021 and 2025 versus an opponent from Conference USA and in 2023 versus a team from the Pac-12. The Independence Bowl, televised on an ESPN Network, is the 11th-oldest bowl game in the country and will play its 45th edition in 2020. It was founded in 1976 and is played annually in December at Independence Stadium in Shreveport.

As part of both BYU bowl agreements, the Cougars also have an option to potentially participate in the Cheez-It Bowl in Arizona should its conference tie-ins (Big Ten and Big 12) be unable to provide an opponent. If applicable, that option can be exercised in lieu of one Independence Bowl and one ESPN Events bowl game. The Cheez-It Bowl airs on an ESPN network.

DATE	BOWL GAME	LOCATION	TIME	TV
Dec. 19	FBC Mortgage Cure Bowl	Orlando, FL	TBA	CBSSN
Dec. 29	Valero Alamo Bowl	San Antonio, TX	TBA	ESPN
Dec. 30	Goodyear Cotton Bowl	Arlington, TX	TBA	ESPN
Dec. 31	Tony the Tiger Sun Bowl	El Paso, TX	2:00 p.m. ET	CBS
Jan. 1	Vrbo Citrus Bowl	Orlando, FL	1:00 p.m. ET	ESPN
Jan. 1	Outback Bowl	Tampa, FL	1:00 p.m. ET	ESPN
Jan. 1	Chick-fil-A Peach Bowl	Atlanta, GA	4:00 p.m. ET	ESPN
Jan. 1	Rose Bowl Game	Pasadena, CA	5:00 p.m. ET	ESPN
Jan. 1	Allstate Sugar Bowl	New Orleans, LA	8:45 p.m. ET	ESPN
Jan. 2	Playstation Fiesta Bowl	Glendale, AZ	TBA	ESPN
Jan. 2	Capital One Orange Bowl	Miami Gardens, FL	TBA	ESPN
Jan. 11	CFP National Championship	Miami Gardens, FL	TBA	ESPN
TBA	Academy Sports+Outdoor Texas Bowl	Houston, TX	TBA	ESPN
TBA	Autozone Liberty Bowl	Memphis, TN	TBA	ESPN
TBA	Bahamas Bowl	Nassau, Bahamas	TBA	ESPN
TBA	Cactus Bowl	Phoenix, AZ	TBA	ESPN
TBA	Camellia Bowl	Montgomery, AL	TBA	ESPN
TBA	Celebration Bowl	Atlanta, GA	TBA	ABC
TBA	Cheribundi Boca Raton Bowl	Boca Raton, FL	TBA	ESPN
TBA	Duke's Mayo Bowl	Charlotte, NC	TBA	ESPN
TBA	Famous Idaho Potato Bowl	Boise, ID	TBA	ESPN
TBA	Fenway Bowl	Boston, MA	TBA	ESPN
TBA	Gasparilla Bowl	Tampa, FL	TBA	ESPN
TBA	LA Bowl	Inglewood, CA	TBA	ESPN
TBA	Lending Tree Bowl	Mobile, AL	TBA	ESPN
TBA	Lockheed Martin Armed Forces Bowl	Fort Worth, TX	TBA	ESPN
TBA	Military Bowl	Annapolis, MD	TBA	ESPN
TBA	Mitsubishi Motors Las Vegas Bowl	Las Vegas, NV	TBA	ESPN
TBA	Myrtle Beach Bowl	Conway, SC	TBA	ESPN
TBA	NOVA Home Lowns Arizona Bowl	Tucson, AZ	TBA	CBSSN
TBA	New Era Pinstripe Bowl	Bronx, NY	TBA	ESPN
TBA	New Mexico Bowl	Albuquerque, NM	TBA	ESPN
TBA	Quick Lane Bowl	Detroit, MI	TBA	ESPN
TBA	R+L Carriers New Orleans Bowl	New Orleans, LA	TBA	ESPN
TBA	Radiance Technologies Independence Bowl	Shreveport, LA	TBA	ESPN
TBA	Redbox Bowl	Santa Clara, CA	TBA	Fox/FS1
TBA	SDCCU Holiday Bowl	San Diego, CA	TBA	Fox/FS1
TBA	SERVPRO First Responder Bowl	Dallas, TX	TBA	ESPN
TBA	SoFi Hawai'i Bowl	Honolulu, HI	TBA	ESPN
TBA	TaxSlayer Gator Bowl	Jacksonville, FL	TBA	ESPN
TBA	TicketSmarter Birmingham Bowl	Birmingham, AL	TBA	ESPN
TBA	Transperfect Music City Bowl	Nashville, TN	TBA	ESPN
TBA	Tropical Smoothie Cafe Frisco Bowl	Frisco, TX	TBA	ESPN

Wins over nationally ranked USC and Boise State and a road win at Tennessee helped BYU tie for No. 7 nationally for the most wins over teams with winning records. BYU achieved the highs of victories over storied programs and nationally ranked teams in 2019 while also experiencing the lows of tough losses during a 7-6 campaign that culminated at the SoFi Hawai'i Bowl.

The Cougars utilized valuable contributions from key senior leaders while relying on the talents of many of their younger players to navigate a strong schedule that featured four ranked teams and 10 of 12 FBS opponents that would earn bowl eligibility.

For only the second time in program history, BYU played eight opponents that achieved eight or more wins in 2019, including facing four teams with 10 or more wins, something a Cougar team had only done on two previous occasions.

Challenging Schedule & Ranked Wins

The Cougars won five of their last seven games and boasted victories during the season over nationally ranked Boise State (12-2) and USC (8-5) and five wins over teams with a winning record. BYU's five wins against teams with winning records during the regular season tied for No. 7 nationally, topped only by LSU, Ohio State, Georgia, Clemson, Boise State and Oregon.

Overall, BYU played four ranked opponents in 2019 and nine of its 11 FBS regular-season opponents finished the season bowl eligible. The Cougars started the season as the only program to play three ranked teams and four Power 5 opponents in their first four games. Three BYU opponents finished the season ranked in the College Football Playoff final rankings—No. 11 Utah, No. 19 Boise State and No. 22 USC. BYU earned a 2-1 record in those games with wins over the Broncos and Trojans.

BYU's victory over then No. 24 USC marked the first in program history against the storied Pac-12 program from Los Angeles. The Cougars followed later with a win over then No. 14 Boise State to ruin the Broncos' otherwise perfect regular season on their way to the Mountain West title at 12-1. The victory over the Broncos marked the first time in BYU history a Cougar team has defeated a 12-win team.

Season Summary & Results

After a 30-12 loss to No. 14 Utah in the opener, BYU claimed dramatic overtime wins the next two weeks against two historic college football programs.

A 29-26 double-overtime triumph at Tennessee came against the SEC East Division's third-place team that finished at 8-5 overall as the Gator Bowl Champions. BYU's successful first-ever visit to historic Neyland Stadium was followed with another big win in LaVell Edwards Stadium over the nationally ranked USC. The 30-27 overtime win over USC was BYU's first in three meetings against the Trojans, who placed second in the Pac-12 South with a 7-2 league mark in 2019.

Following the strong start, the Cougars endured a three-game losing streak that started at home against then No. 21 Washington before road setbacks at Toledo and South Florida. During that stretch injuries started to play a significant role as the team's top running back senior Ty'Son Williams went down for the season with a knee injury against Washington and starting sophomore quarterback Zach Wilson followed with a thumb injury at Toledo that sidelined him the next four games.

While freshman backup quarterback Jaren Hall performed well in Wilson's absence, he couldn't stay on the field for a complete game after being injured first at USF and later at Utah State. Third-stringer Baylor Romney also proved ready when his number was called. The freshman led BYU to home wins as the starter over undefeated Boise State and eventual 8-5 FBC Mortgage Cure Bowl Champion Liberty and had a strong second-half performance in place of the injured Hall in a 42-14 road win at rival Utah State to reclaim the Old Wagon Wheel after a two-year hiatus.

The victory over nationally ranked Boise State stopped the team's three-game skid while starting a five-game winning streak. Following wins over the Broncos, Aggies and Flames, Wilson returned to action to lead BYU to a 42-10 home victory over Idaho State and a 56-24 road win over UMass. The string of wins ended in a 13-3 defeat at San Diego State in the regular-season finale against an Aztec team that would go on to dominate the New Mexico Bowl to finish the year 10-3 overall.

Seven wins in the regular season earned the Cougars their 14th bowl invitation in the last 15 years and 37th overall. BYU's 37 bowl appearances ranks No. 22 among college programs—more than storied programs such as UCLA (36), Notre Dame (36), Virginia Tech (33), Wisconsin (31) and Stanford (30).

A Christmas Eve date with hometown favorite Hawai'i in the SoFi Hawai'i Bowl ranked No. 4 in CBS and USA Today's bowl game rankings despite the Cougars coming up on the wrong end of a 38-34 wild affair. Both teams combined for 1,000 yards of total offense but a late Rainbow Warrior touchdown with just over a minute to go ended BYU's hopes at finishing 2019 with a bowl win. Zach Wilson was named the Cougars' MVP of the game, finishing with 274 passing yards and 72 rushing yards. Hawai'i was the fourth team BYU faced in 2019 that achieved 10 or more victories on the season.

#14 UTAH
BYU

30
12

8.29.2019 • PROVO, UT • LAVELL EDWARDS STADIUM • ESPN • ATT: 61,626



SCORING SUMMARY				UTAH	BYU
FIRST QUARTER					
UTAH	FG	08:07	Strauch, Andrew 41 Yd FIELD GOAL	3	0
SECOND QUARTER					
BYU	FG	14:15	OLDROYD, Jake 32 Yd FIELD GOAL	3	3
UTAH	TD	10:17	Bernard,Francis 58 Yd INT (Strauch, Andrew FAIL)	9	3
BYU	FG	05:52	OLDROYD, Jake 37 Yd FIELD GOAL	9	6
THIRD QUARTER					
UTAH	TD	09:47	Dixon, Jaylen 2 Yd RUSH (Strauch, Andrew GOOD)	16	6
ARIZ	TD	03:20	Taylor, J.J. 1 Yd RUSH (Tate, K. FAIL)	28	23
FOURTH QUARTER					
UTAH	TD	12:56	Moss, Zack 4 Yd RUSH (Redding, Jadon GOOD)	23	6
UTAH	TD	12:25	Blackmon, J. 39 Yd INT (Redding, Jadon GOOD)	30	6
BYU	TD	09:19	WILLIAMS, T. 10 Yd RUSH (WILSON, Zach FAIL)	30	12

BYU DROPS SEASON OPENER 30-12 TO NO. 14 UTAH

PROVO, Utah — The BYU football team fell 30-12 to No. 14 Utah in the 2019 season opener Thursday night at LaVell Edwards Stadium.

Quarterback Zach Wilson completed 21 of 33 passes for 208 yards but had two interceptions. Wilson also added 43 yards rushing on eight carries. Wilson connected with eight different receivers throughout the game, including a game-high six completions to tight end Matt Bushman. Bushman led all receivers with 62 yards. Aleva Hifo added 40 receiving yards on four catches, followed by Micah Simon and Gunner Romney with 35 and 33 yards, respectively.

Running back Ty'Son Williams rushed for 45 yards on seven carries and one touchdown in his first game as a Cougar. Austin Lee, Zayne Anderson and Kavika Fonua led the charge on defense for BYU, each recording seven tackles on the night, including a game-high six solo stops by Anderson.

After BYU didn't convert on a fourth down, the Utes went down to the Cougar 25-yard line on their opening drive before BYU linebacker Jackson Kaufusi stopped Utah receiver Samson Nacua on third down. Utah kicker Andrew Strauch converted a 41-yard field goal attempt to give the Utes the first points of the game at 3-0.

A 12-play, 59-yard BYU drive to end the first quarter and start the second ended with a 32-yard field goal by Cougar kicker Jake Oldroyd. The drive was highlighted by an 18-yard run down the sideline by Williams to put the Cougars at the Utah 17-yard line.

Utah linebacker Francis Bernard intercepted a Wilson pass on the following drive as Wilson was falling down but trying to make a play and returned it 58 yards to the end zone for the first touchdown of the game. The extra-point attempt was unsuccessful after the ball bounced off the right upright, keeping the score at 9-3 for Utah.

A 26-yard run by Wilson on the ensuing possession took the Cougars down to the Utah 15-yard line. BYU lined up in a wildcat formation with backup quarterback Jaren Hall on third down but a missed snap resulted in a Utah sack. Oldroyd converted his second field-goal attempt of the game from 37 yards out to bring the score to 9-6.

The Utes opened the second half with a 75-yard drive and finishing with a two-yard touchdown run by wide receiver Jaylen Dixon, extending their lead to 16-6.

After a Williams fumble on the BYU 22-yard line was recovered by Utah on the following drive, the Utes scored on a four-yard Zack Moss touchdown run to push their lead to 23-6.

Utah's defense forced another BYU turnover after Wilson's pass was deflected into the arms of Utah defensive back Julian Blackmon, who returned the interception 39 yards for a touchdown.

The Cougars scored their first touchdown of the season on the ensuing possession after a 75-yard drive. Wilson connected with five different receivers on the drive, and Williams finished it off with a 10-yard touchdown run. BYU attempted a two-point conversion on the following play but was unsuccessful, keeping the score at 30-12.

TEAM STAT COMPARISON	UTAH	BYU
1st Downs	21	14
Rushing	16	5
Passing	2	9
Penalty	3	0
Rushing	262	92
Attempt	48	22
Gain	274	115
Loss	12	23
TDs Rushing	2	1
Passing	106	208
Attempts	16	33
Completions	13	21
Interceptions	0	2
TDs Passing	0	0
Total Offensive Plays	64	55
Total Net Yards	368	300
Average Gain per Play	5.8	5.5
Fumbles - Lost	0 - 0	1 - 1
Penalties - Yards	7 - 64	7 - 63
Interceptions - Yards	2 - 97	0 - 0
Punts - Yards	2 - 81	3 - 147
Average Per Punt	40.5	49.0
Punt Returns - Yards	3 - 46	0 - 0
Kickoff Returns - Yards	1 - 0	2 - 32
Time of Possession	35:58	24:02
Third Down Conversions	3 of 11	6 of 12
Fourth Down Conversions	1 of 2	0 of 1
Sacks - Yards	1 - 3	0 - 0

BYU Top Passing							
	C-Att-Int	Yds	Y/A	Lng	TD	Sack	Effic
WILSON, Zach	21-33-2	208	6.3	26	0	1	104.46

BYU Top Receivers					
	No	Yds	Avg	Lng	TD
BUSHMAN, Matt	6	62	10.3	26	0
HIFO, Aleva	4	40	10.0	13	0
SIMON, Micah	3	35	11.7	13	0

BYU Top Rushers							
	No	Gain	Loss	Net	Avg	Lng	TD
WILLIAMS, Ty'Son	7	48	3	45	6.4	18	1
WILSON, Zach	8	46	3	43	5.4	26	0
HIFO, Aleva	2	10	2	8	4.0	10	0

BYU Defensive Highlights								
	Tot	Solo	Ast	Sacks	TFL/Y	PBU	FF	QBH
LEE, Austin	7	4	0	0/0	0	0	0	0
ANDERSON, Zayne	7	6	0	1/1	1	0	0	0
FONUA, Kavika	7	3	0	0/0	0	0	0	0

BYU TENNESSEE

9.7.2019 • KNOXVILLE, TN • NEYLAND STADIUM • ESPN • ATT: 92,475

29
26

SCORING SUMMARY					BYU	UT
FIRST QUARTER						
UT	TD	04:53	Jennings, J. 5 Yd PASS by Guarantano, J. (Cimaglia, B. GOOD)		0	7
BYU	FG	00:19	OLDROYD, Jake 31 Yd FIELD GOAL		3	7
SECOND QUARTER						
UT	FG	06:22	Cimaglia, B. 51 Yd FIELD GOAL		3	10
UT	FG	00:21	Cimaglia, B. 39 Yd FIELD GOAL		3	13
THIRD QUARTER						
BYU	TD	12:47	WILLIAMS, T. 16 Yd RUSH (OLDROYD, Jake GOOD)		10	13
FOURTH QUARTER						
UT	FG	11:41	Cimaglia, B. 22 Yd FIELD GOAL		10	16
BYU	FG	07:18	OLDROYD, Jake 42 Yd FIELD GOAL		13	16
BYU	FG	00:01	OLDROYD, Jake 33 Yd FIELD GOAL		16	16
1 OT						
BYU	TD	15:00	SHUMWAY, Talon 14 Yd PASS by WILSON, Zach (OLDROYD, Jake GOOD)		23	16
UT	TD	15:00	Jennings, J. 13 Yd PASS by Guarantano, J. (Cimaglia, B. GOOD)		23	23
2 OT						
UT	FG	15:00	Cimaglia, B. 40 Yd FIELD GOAL		23	26
BYU	TD	15:00	WILLIAMS, T. 5 Yd RUSH		29	26

BYU RALLIES TO BEAT TENNESSEE IN DOUBLE OVERTIME

KNOXVILLE, Tenn. — Running back Ty'Son Williams scored the game-winning touchdown in double overtime as the BYU football team came from behind to beat Tennessee at Neyland Stadium on Saturday night in front of a crowd of 92,475.

The Cougars (1-1) trailed the entire game before tying the game with one second remaining in regulation and led the Volunteers (0-2) for the first time in overtime.

Trailing 16-13 with less than 20 seconds on the clock facing a third-and-six, quarterback Zach Wilson found an open Micah Simon behind the Vols defense for a 64-yard reception down to the Tennessee 16-yard line, setting up a 33-yard field goal by Jake Oldroyd to tie the game and send it to overtime.

Starting with the ball in overtime, a 10-yard pass to Aleva Hifo gave BYU a first down on the Tennessee 14-yard line. Wilson fired a strike to Talon Shumway over the middle as he fell into the end zone to put BYU up 23-16.

The Volunteers answered back with a 13-yard passing touchdown of their own tying the game up again at 23-23, pushing the game into a second overtime.

Tennessee started the second overtime with the ball and after gaining just two yards in three plays, the Vols opted for a 40-yard field goal to make the score 26-23.

The Cougars did not waste any time moving down the field once they got the ball. Hifo ran the ball 13 yards on a reverse to the 12-yard line to give BYU a first down. Williams picked up a seven-yard run and then another short gain for the graduate transfer looked to be shy of the goal line until the BYU offensive line moved the pile into the end zone for the game-winning score.

Williams ended the night as BYU's leading rusher with 17 attempts for 92 yards and two touchdowns. Simon also contributed with a career-high seven catches for 127 yards including a career long catch of 64-yards to help BYU tie the game at the end of the game. Wilson finished the game going 19 for 29 with 232 yards and one touchdown.

Kavika Fonua led the defense in tackles with a career high of 10 as well as a tackle for loss and and interception. Oldroyd went a perfect 3 for 3 on field goals, including a 33-yarder that tied up the game at the end of regulation.

TEAM STAT COMPARISON	BYU	UT
1st Downs	18	20
Rushing	6	10
Passing	11	7
Penalty	1	3
Rushing	107	242
Attempt	30	49
Gain	138	256
Loss	31	14
TDs Rushing	2	0
Passing	232	176
Attempts	30	28
Completions	19	17
Interceptions	0	1
TDs Passing	1	2
Total Offensive Plays	60	77
Total Net Yards	339	418
Average Gain per Play	5.7	5.4
Fumbles - Lost	1 - 0	0 - 0
Penalties - Yards	7 - 63	6 - 50
Interceptions - Yards	1 - 20	0 - 0
Punts - Yards	6 - 262	3 - 137
Average Per Punt	43.7	45.7
Punt Returns - Yards	1 - 0	1 - -4
Kickoff Returns - Yards	0 - 0	2 - 20
Time of Possession	26:01	33:59
Third Down Conversions	5 of 13	5 of 16
Fourth Down Conversions	0 of 0	1 of 3
Sacks - Yards	1 - 6	4 - 18

BYU Top Passing

	C-Att-Int	Yds	Y/A	Lng	TD	Sack	Effic
WILSON, Zach	19-29-0	232	8.0	64	1	4	144.10

BYU Top Receivers

	No	Yds	Avg	Lng	TD
SIMON, Micah	7	127	18.1	64	0
BUSHMAN, Matt	2	40	20.0	27	0
KATO, Lopini	1	15	15.0	15	0

BYU Top Rushers

	No	Gain	Loss	Net	Avg	Lng	TD
WILLIAMS, Ty'Son	17	94	2	92	5.4	16	2
ESUKPA, Emmanuel	3	17	0	17	5.7	12	0
HIFO, Aleva	1	13	0	13	13.0	13	0

BYU Defensive Highlights


	Tot	Solo	Ast	Sacks	TFL/Y	PBU	FF	QBH
FONU, Kavika	10	3	0	0/1	0	0	0	0
KAUFUSI, Isaiah	9	5	0	/0	2	0	0	0
POWELL, Sawyer	8	4	0	/0	0	0	0	0

#24 USC BYU

27 30

9.14.2019 • PROVO, UT • LAVELL EDWARDS STADIUM • ABC • ATT: 62,546

SCORING SUMMARY					UTAH	BYU
FIRST QUARTER						
USC	TD	10:39	Pittman, Michae 8 Yd PASS by Slovis, Kedon (McGrath, Chase GOOD)	7	0	
BYU	TD	06:10	GHANWOLOKU, D. 1 Yd RUSH (OLDROYD, Jake GOOD)	7	7	
BYU	FG	03:01	OLDROYD, Jake 23 Yd FIELD GOAL	7	10	
SECOND QUARTER						
USC	FG	14:50	McGrath, Chase 27 Yd FIELD GOAL	10	10	
BYU	TD	10:19	MILNE, Dax 30 Yd PASS by WILSON, Zach (OLDROYD, Jake GOOD)	10	17	
USC	TD	05:03	Malepeai, Vavae 5 Yd RUSH (McGrath, Chase GOOD)	17	17	
THIRD QUARTER						
USC	TD	10:45	Pittman, Michae 30 Yd PASS by Slovis, Kedon (McGrath, Chase GOOD)	24	17	
BYU	FG	08:13	OLDROYD, Jake 32 Yd FIELD GOAL	24	20	
BYU	TD	05:41	WILSON, Zach 16 Yd RUSH (OLDROYD, Jake GOOD)	24	27	
USC	FG	01:43	McGrath, Chase 52 Yd FIELD GOAL	27	27	
OT						
BYU	FG	15:00	OLDROYD, Jake 43 Yd FIELD GOAL	27	30	



TEAM STAT COMPARISON	USC	BYU
1st Downs	22	21
Rushing	9	8
Passing	13	13
Penalty	0	0
Rushing	171	131
Attempt	45	40
Gain	189	163
Loss	18	32
TDs Rushing	1	2
Passing	281	299
Attempts	34	34
Completions	24	21
Interceptions	3	0
TDs Passing	2	1
Total Offensive Plays	79	74
Total Net Yards	452	430
Average Gain per Play	5.7	5.8
Fumbles - Lost	3 - 0	1 - 0
Penalties - Yards	5 - 44	5 - 39
Interceptions - Yards	0 - 0	3 - 10
Punts - Yards	4 - 154	4 - 193
Average Per Punt	38.5	48.2
Punt Returns - Yards	1 - 4	0 - 0
Kickoff Returns - Yards	6 - 113	1 - 17
Time of Possession	32:32	27:28
Third Down Conversions	6 of 17	7 of 16
Fourth Down Conversions	2 of 2	0 of 1
Sacks - Yards	3 - 23	2 - 13

BYU Top Passing							
	C-Att-Int	Yds	Y/A	Lng	TD	Sack	Effic
WILSON, Zach	20-33-0	280	8.5	35	1	3	141.88
HALL, Jaren	1-1-0	19	19.0	19	0	0	259.60

BYU Top Receivers					
	No	Yds	Avg	Lng	TD
ROMNEY, Gunner	3	54	18.0	35	0
SIMON, Micah	3	48	16.0	30	0
LAULU-PUTUTAU, Moroni	2	36	18.0	22	0

BYU Top Rushers							
	No	Gain	Loss	Net	Avg	Lng	TD
WILLIAMS, Ty'Son	19	100	1	99	5.2	26	0
ESUKPA, Emmanuel	6	17	3	14	2.3	6	0
WILSON, Zach	9	37	27	10	1.1	16	1

BYU Defensive Highlights								
	Tot	Solo	Ast	Sacks	TFL/Y	PBU	FF	QBH
FONUA, Kavika	13	9	0	0/0	1	1	0	0
GHANWOLOKU, Dayan	9	7	0	0/0	1	0	0	0
WILGAR, Payton	9	5	0	0/0	1	0	0	0

BYU UPSETS NO. 24 USC 30-27 IN OVERTIME

PROVO, Utah — Dayan Ghanwoloku's interception in overtime sealed BYU football's 30-27 win over No. 24 USC at LaVell Edwards Stadium on Saturday.

In a game that was tied four different times and had four lead changes, both BYU (2-1) and USC (2-1) scored 10 points in the final 11 minutes of the game to force overtime at the end of regulation.

The Cougars started with the ball on offense to begin the overtime period. After a Trojan defender broke up a pass intended for Micah Simon in the end zone on third down, kicker Jake Oldroyd kicked a 43-yard field goal to give BYU the lead 30-27.

Facing a third down, USC quarterback Kedon Slovis threw a pass into coverage that was tipped into the air by linebacker Kavika Fonua and caught by a diving Ghanwoloku for the interception, BYU's third takeaway of the game to win it.

Zach Wilson completed 20 of his 33 pass attempts for 280 yards and a touchdown as he connected with 12 different receivers on the day. The quarterback also added a 16-yard rushing touchdown, his first of the season. Gunner Romney led all pass-catchers with 54 receiving yards, followed by Simon with 48 yards.

Ty'Son Williams recorded a career-high 99 yards on the ground on 19 rushing attempts. Oldroyd made three of four field goal attempts with a long of 43 yards while also averaging 48.2 yards per punt and placing two inside the 20-yard line and one 56-yarder.

Payton Wilgar, Isaiah Kaufusi and Ghanwoloku each recorded an interception. Fonua led the team with 13 total tackles, followed by Ghanwoloku and Wilgar with each posting nine stops apiece. Khyiris Tonga and Lorenzo Fauatea each recorded sacks.

#21 WASHINGTON 45 BYU 19

9.21.2019 • PROVO, UT • LAVELL EDWARDS STADIUM • ABC/ESPN2 • ATT: 62,117



SCORING SUMMARY					UW	BYU
FIRST QUARTER						
WASH	TD	12:10	Newton, Richard 17 Yd PASS by Eason, Jacob (Henry, Peyton GOOD)	7	0	
BYU	FG	09:31	OLDROYD, Jake 43 Yd FIELD GOAL	7	3	
WASH	TD	03:50	Fuller, Aaron 17 Yd PASS by Eason, Jacob (Henry, Peyton GOOD)	14	3	
WASH	TD	02:17	Wellington, B. 69 Yd FUMB (Henry, Peyton GOOD)	21	3	
SECOND QUARTER						
WASH	FG	11:00	Henry, Peyton 30 Yd FIELD GOAL	24	3	
BYU	TD	08:22	ESUKPA, E. 1 Yd RUSH (OLDROYD, Jake FAIL)	24	9	
BYU	FG	00:26	OLDROYD, Jake 54 Yd FIELD GOAL	24	12	
THIRD QUARTER						
WASH	TD	12:28	Baccellia, A. 35 Yd PASS by Eason, Jacob (Henry, Peyton GOOD)	31	12	
WASH	TD	10:37	Fuller, Aaron 88 Yd PUNT (Henry, Peyton GOOD)	38	12	
WASH	TD	05:22	Newton, Richard 3 Yd RUSH (Henry, Peyton GOOD)	45	12	
BYU	TD	00:00	BUSHMAN, Matt 7 Yd PASS by WILSON, Zach (OLDROYD, Jake GOOD)	45	19	

TEAM STAT COMPARISON	UW	BYU
1st Downs	27	21
Rushing	11	5
Passing	14	13
Penalty	2	3
Rushing	187	79
Attempt	39	27
Gain	196	105
Loss	9	26
TDs Rushing	1	1
Passing	290	277
Attempts	28	42
Completions	24	26
Interceptions	1	1
TDs Passing	3	1
Total Offensive Plays	67	69
Total Net Yards	477	356
Average Gain per Play	7.1	5.2
Fumbles - Lost	2 - 1	3 - 2
Penalties - Yards	10 - 79	9 - 80
Interceptions - Yards	1 - 0	1 - 33
Punts - Yards	1 - 37	3 - 126
Average Per Punt	37.0	42.0
Punt Returns - Yards	2 - 86	0 - 0
Kickoff Returns - Yards	0 - 0	1 - 48
Time of Possession	34:30	25:30
Third Down Conversions	6 of 10	3 of 13
Fourth Down Conversions	0 of 1	2 of 4
Sacks - Yards	2 - 15	0 - 0

BYU DROPS SEASON OPENER 30-12 TO NO. 14 UTAH

BYU (2-2) fell behind 21-3 in the first quarter to Washington (3-1). The Huskies finished the game with 477 total yards and four touchdowns on offense while adding a score on both defense and special teams.

Tight end Matt Bushman and receiver Aleva Hifo led the Cougars with six receptions apiece for 89 and 87 yards, respectively. Zach Wilson went 26 of 42 for 272 yards, one interception and connected with Bushman for a touchdown. Running back Emmanuel Esukpa rushed nine times for 49 yards and his first score as a Cougar.

Payton Wilgar led the defense with 10 total tackles. The BYU defense forced two turnovers as Max Tooley recorded his first career interception and Hayden Livingston recovered a fumble.

Husky quarterback Jacob Eason capped off a 75-yard drive with a 17-yard touchdown pass to Richard Newton in the corner of the end zone to give Washington the early lead 7-0 over BYU.

The Husky defense held the Cougars to a field goal with Jake Oldroyd drilling a 43-yarder to bring the score to 7-3 with nine minutes left in the quarter.

Capitalizing on back-to-back BYU face mask penalties, Washington put together another 75-yard touchdown drive that ended with Aaron Fuller catching a 17-yard touchdown pass between two defenders for the score to extend the Huskies' lead to 14-3 with four minutes left in the period.

The Huskies sacked Wilson for a 3-yard loss with the ball coming loose for a fumble. Brandon Wellington scooped up the fumble and returned it 69 yards for a Washington touchdown bringing the score to 21-3 at the end of the quarter.

The Cougar defense held the Huskies to a field goal to open the second period extending the Huskies' lead to 24-3. Bushman caught passes of 28-and 23-yards on back-to-back plays, moving the ball to the Washington 24-yard line. Three Husky penalties set up a 1-yard touchdown run by Esukpa. Oldroyd missed the subsequent PAT leading BYU to trail 24-9 with 8:22 remaining in the half.

Starting at their own 4-yard line, Wilson completed four passes for first downs to set up a 54-yard field goal attempt. Oldroyd's kick cleared the crossbar for a career-long make and to close Washington's lead to 24-12 at the half.

BYU opened the half with the ball before the Huskies forced and recovered a fumble at the Washington 48-yard line. Washington converted on that miscue and two more times for scores, taking a 45-12 lead during the third quarter.

In the closing seconds of the period, Tooley intercepted a tipped ball and followed blockers 33 yards to the Washington 7-yard line. The Cougars took advantage of the short field on the following play with Bushman catching a deflected pass from Wilson in the end zone making the score 45-19 heading into the final quarter.

BYU Top Passing

	C-Att-Int	Yds	Y/A	Lng	TD	Sack	Effic
WILSON, Zach	26-42-1	277	6.6	28	1	2	120.40

BYU Top Receivers

	No	Yds	Avg	Lng	TD
BUSHMAN, Matt	6	89	14.8	28	1
HIFO, Aleva	6	87	14.5	22	0
MILNE, Dax	4	29	7.3	10	0

BYU Top Rushers

	No	Gain	Loss	Net	Avg	Lng	TD
ESUKPA, Emmanuel	9	51	2	49	5.4	23	1
WILLIAMS, Ty'Son	6	28	0	28	4.7	15	0
KATO, Lopini	5	13	0	13	2.6	5	0

BYU Defensive Highlights

	Tot	Solo	Ast	Sacks	TFL/Y	PBU	FF	QBH
WILGAR, Payton	10	6	0	0/0	0	0	0	0
GHANWOLOKU, Dayan	7	6	0	0/0	0	0	0	0
LEE, Austin	5	4	0	0/0	0	0	0	0

BYU TOLEDO

9.28.2019 • TOLEDO, OH • GLASS BOWL • ESPN+ • ATT: 24,889

21 28



SCORING SUMMARY					BYU	TOL
SECOND QUARTER						
TOL	FG	11:02	DAVIS,Evan 45 Yd FIELD GOAL		0	3
BYU	TD	04:09	ESUKPA, E. 32 Yd RUSH (OLDROYD, Jake GOOD)		7	3
THIRD QUARTER						
BYU	TD	14:40	HIFO, Aleva 75 Yd PASS by WILSON, Zach (SOUTHAM, Skyler GOOD)		14	3
TOL	FG	09:44	DAVIS,Evan 26 Yd FIELD GOAL		14	6
TOL	TD	03:57	SEYMOUR,Shakif 18 Yd PASS by GUADAGNI,M. (GILLIAM,Reggie GOOD)		14	14
BYU	TD	02:08	HIFO, Aleva 3 Yd PASS by WILSON, Zach (SOUTHAM, Skyler GOOD)		21	14
FOURTH QUARTER						
TOL	TD	14:12	KOBACK,Bryant 1 Yd RUSH (DAVIS,Evan GOOD)		21	21
TOL	TD	00:51	SEYMOUR,Shakif 2 Yd RUSH (DAVIS,Evan GOOD)		21	28

TEAM STAT COMPARISON	BYU	TOLEDO
1st Downs	19	27
Rushing	3	12
Passing	15	12
Penalty	1	3
Rushing	101	242
Attempt	26	56
Gain	124	270
Loss	23	28
TDs Rushing	1	2
Passing	354	206
Attempts	44	28
Completions	25	17
Interceptions	1	1
TDs Passing	2	1
Total Offensive Plays	70	84
Total Net Yards	455	448
Average Gain per Play	6.5	5.3
Fumbles - Lost	0 - 0	2 - 2
Penalties - Yards	6 - 52	3 - 33
Interceptions - Yards	1 - 9	1 - 40
Punts - Yards	5 - 210	5 - 236
Average Per Punt	42.0	47.2
Punt Returns - Yards	2 - 70	2 - 12
Kickoff Returns - Yards	2 - 41	2 - 43
Time of Possession	25:11	34:49
Third Down Conversions	5 of 15	6 of 15
Fourth Down Conversions	0 of 2	2 of 2
Sacks - Yards	2 - 15	2 - 15

BYU Top Passing							
	C-Att-Int	Yds	Y/A	Lng	TD	Sack	Effic
WILSON, Zach	22-38-1	315	8.3	75	2	2	139.63
HALL, Jaren	3-6-0	39	6.5	17	0	0	104.60

BYU Top Receivers					
	No	Yds	Avg	Lng	TD
HIFO, Aleva	5	111	22.2	75	2
BUSHMAN, Matt	3	45	15.0	23	0
ROMNEY, Gunner	1	43	43.0	43	0

BYU Top Rushers							
	No	Gain	Loss	Net	Avg	Lng	TD
ESUKPA, Emmanuel	12	69	8	61	5.1	32	1
KATOA, Lopini	4	27	0	27	6.8	13	0
HALL, Jaren	3	10	0	10	3.3	6	0

BYU Defensive Highlights								
	Tot	Solo	Ast	Sacks	TFL/Y	PBU	FF	QBH
FONUUA, Kavika	10	5	0	/0	0	0	0	0
GHANWOLOKU, Dayan	8	5	0	/0	0	0	0	0
LEE, Austin	7	4	0	/0	0	0	0	0

BYU DROPS 28-21 CONTEST AT TOLEDO

TOLEDO, Ohio – The BYU football team came up short against Toledo, 28-21 on Saturday afternoon at the Glass Bowl.

The game stayed close the entire contest and a wild closing minute of the game put the Cougars (2-3) on the wrong end of the score.

With the game tied 21-21, Toledo (3-1) moved into BYU territory and then fumbled at the Cougar 20-yard line with 1:09 to play. Zach Wilson's first pass was intercepted and returned by the Rockets just shy of the goal line. Toledo scored on its first play from two yards out to take a 28-21 lead and held on to win.

Wide receiver Aleva Hifo led the BYU offense with 183 all-purpose yard including five receptions for 111 yards and two touchdowns, while Emmanuel Esukpa tallied 12 carries for 61 yards and one touchdown. Zach Wilson went 22 for 38 for 315 passing yards, two touchdowns and one interception.

Linebacker Kavika Fonua led the defense with 10 combined tackles and five solo stops. The Cougars out gained the Rockets on offense putting up 455 total yards with 354 through the air.

After a scoreless first quarter, the Rockets got on the board first in the second quarter with a 45-yard field goal to put Toledo ahead 3-0.

Late in the second quarter, BYU got their first points of the game. A 45-yard punt return by Hifo put BYU on Toledo's 35-yard line. BYU offensive line created a hole that let Esukpa rush the ball 32 yards downfield into the end zone to give BYU the lead 7-3 going into half time.

The Cougars opened up the second half quickly. On the first drive Wilson connected with Hifo on a long pass down the sideline and after securing the ball, Hifo dodged two Toledo players before taking the ball 75 yards to the end zone putting the Cougars up 14-3.

BYU was able to hold the Rockets to only a field goal on the next drive but it wasn't long until the Rockets capitalized. On fourth and three, at BYU's 18 yard line, Toledo's Mitchell Guadagni found Shakif Seymour for a 18 yard touchdown. Instead of kicking a PAT, the Rockets went for the two-point conversion and tie up the game at 14-14.

On a muffed punt, Dayan Ghanwoloku came up big for BYU picking up the fumble to bring BYU's offense back onto the field deep in Toledo territory. A 3-yard pass to Hifo put the Cougars in the end zone to go up 21-14.

But, it wasn't long before the Rockets answered back with a touchdown of their own. A 8-yard pass into the end zone, again tied up the game 21-21 to start the fourth quarter.

The game stayed tied 21-21 until the final sequence of trading turnovers ended with Toledo scoring the game-winner with 51 seconds left. The Cougars managed to get down to the Toledo 32-yard line but a pass to the end zone was out of reach for BYU.

BYU
USF23
27

10.12.2019 • TAMPA, FL • RAYMOND JAMES STADIUM • CBS SPORTS • ATT: 35,375



SCORING SUMMARY					BYU	USF
FIRST QUARTER						
BYU	FG	10:04	OLDROYD, Jake 51 Yd FIELD GOAL		3	0
SECOND QUARTER						
BYU	TD	14:29	MILNE, Dax 35 Yd PASS by HALL, Jaren (OLDROYD, Jake GOOD)		10	0
BYU	FG	09:07	OLDROYD, Jake 22 Yd FIELD GOAL		13	0
USF	TD	06:01	WILCOX, Mitch 39 Yd PASS by McCLOUD, Jordan (WEISS, Coby GOOD)		13	7
BYU	FG	00:36	OLDROYD, Jake 28 Yd FIELD GOAL		16	7
THIRD QUARTER						
USF	TD	09:44	CRONKRITE, J 1 Yd RUSH (WEISS, Coby GOOD)		16	14
BYU	TD	07:50	HALL, Jaren 29 Yd RUSH (OLDROYD, Jake GOOD)		23	14
FOURTH QUARTER						
USF	TD	14:57	McCLOUD, Jordan 2 Yd RUSH (WEISS, Coby GOOD)		23	21
USF	TD	07:37	CRONKRITE, J 3 Yd RUSH (WEISS, Coby FAIL)		23	27

TEAM STAT COMPARISON	BYU	USF
1st Downs	26	17
Rushing	15	15
Passing	9	2
Penalty	2	0
Rushing	218	243
Attempt	56	44
Gain	281	244
Loss	63	1
TDs Rushing	1	3
Passing	221	72
Attempts	33	14
Completions	21	7
Interceptions	0	1
TDs Passing	1	1
Total Offensive Plays	89	58
Total Net Yards	439	315
Average Gain per Play	4.9	5.4
Fumbles - Lost	1 - 1	1 - 1
Penalties - Yards	5 - 40	11 - 105
Interceptions - Yards	1 - 14	0 - 0
Punts - Yards	3 - 140	5 - 264
Average Per Punt	46.7	52.8
Punt Returns - Yards	2 - 26	2 - 22
Kickoff Returns - Yards	3 - 70	5 - 151
Time of Possession	37:30	22:30
Third Down Conversions	12 of 22	6 of 12
Fourth Down Conversions	0 of 3	0 of 0
Sacks - Yards	0 - 0	6 - 34

COUGARS COME UP SHORT IN 27-23 LOSS TO USF

TAMPA, Fla. – BYU football came up short in the final minutes of the 27-23 loss to South Florida on Saturday afternoon at Raymond James Stadium.

Down four with just over a minute to go in the fourth quarter, BYU got the ball on their own 26-yard line. Quarterback Baylor Romney, in for an injured Jaren Hall, took control of the BYU offense and moved the Cougars down the field. A 22-yard pass to Gunner Romney and a 17-yard pass to Talon Shumway moved BYU to USF's 27-yard line.

A pass interference call on the Bulls moved the chains and put BYU on the USF 12-yard line. However, two incomplete passes and a sack pushed BYU back to the 20 yard-line on fourth down with four seconds left on the clock.

In the final play of the game, Romney threw the ball into a crowded end zone and two Bull's players were able to bat the ball away from BYU's receivers, ending the game 27-23.

In his first career start at quarterback, Hall went 15 for 23 with 148 yards and a touchdown while also being BYU's leading rusher with 16 carries for 83 yards and one touchdown. Matt Bushman led all receivers with five catches for 44 yards.

The Cougars out gained USF in total offense with 439 yard to 315. BYU also won the turnover battle with two takeaways, including a fumble recovery by Isaiah Kaufusi and an interception by Chaz Ah Yoo.

On the first drive of the game, BYU got points on the board as Jake Oldroyd connected on a 51-yard field goal to put BYU up 3-0 early in the game.

A 35-yard, one handed catch from Hall to Dax Milne in the end zone, opened up the second quarter for the Cougars, giving BYU a 10-0 edge.

With five straight rushing plays, BYU picked up 48 yards to get to the USF 5-yard line. Unable to get into the end zone, the Cougars added a 22-yard field goal to bring the score to 13-0. But, the Bulls were still in the game as USF's quarterback found a wide open tight end in the end zone to cut BYU's lead to 13-7 with six minutes left in the half. BYU tacked on another field goal, this time a 28 yarder to cushion the Cougars lead at 16-7 going into halftime.

Coming out of halftime, the Bulls moved the ball down the field finishing with a one yard rushing touchdown to bring the game within two points at 16-14. But, BYU answered back as Hall ran the 29-yards to the end zone to increase BYU's lead to 23-14

On the first play of the fourth quarter, USF rushed two yards into the end zone to again bring the game within two points with a score of 23-21. On their next drive, the Bulls took their first lead of the game getting into the end zone again. But, a two-point conversion was called back for a penalty and USF then opted for a PAT which missed wide right making the score 27-23.

Quarterback Baylor Romney led the last two drives with Hall out but the offense came up empty. In the final moments of the game, BYU was unable to connect with a receiver in the end zone and USF took the win 27-23.

BYU Top Passing

	C-Att-Int	Yds	Y/A	Lng	TD	Sack	Effic
ROMNEY, Baylor	6-10-0	73	7.3	26	0	1	121.32
HALL, Jaren	15-23-0	148	6.4	35	1	5	133.62

BYU Top Receivers

	No	Yds	Avg	Lng	TD
SHUMWAY, Talon	4	56	14.0	25	0
ROMNEY, Gunner	4	47	11.8	22	0
BUSHMAN, Matt	5	44	8.8	26	0

BYU Top Rushers

	No	Gain	Loss	Net	Avg	Lng	TD
HALL, Jaren	16	110	27	83	5.2	32	1
KATOA, Lopini	11	76	3	73	6.6	16	0
ESUKPA, Emmanuel	13	47	4	43	3.3	11	0

BYU Defensive Highlights

	Tot	Solo	Ast	Sacks	TFL/Y	PBU	FF	QBH
WILGAR, Payton	8	6	0	/0	0	0	0	0
FONUA, Kavika	7	6	0	/0	0	0	0	0
KAUFUSI, Isaiah	7	5	0	0/1	0	0	0	0

#14 BOISE STATE

25

BYU

28

10.19.2019 • PROVO, UT • LAVELL EDWARDS STADIUM • ESPN2 • ATT: 58,930

SCORING SUMMARY					BSU	BYU
FIRST QUARTER						
BSU	TD	10:28	THOMAS, CT 12 Yd RUSH (SACHSE, Eric GOOD)		7	0
BYU	TD	03:34	KATO, Lopini 4 Yd RUSH (OLDROYD, Jake GOOD)		7	7
SECOND QUARTER						
BSU	FG	00:28	SACHSE, Eric 38 Yd FIELD GOAL		10	7
THIRD QUARTER						
BYU	TD	13:03	FINAU, Sione 46 Yd RUSH (OLDROYD, Jake GOOD)		10	14
BYU	TD	04:49	BUSHMAN, Matt 27 Yd PASS by ROMNEY, Baylor (OLDROYD, Jake GOOD)		10	21
BYU	TD	03:10	BUSHMAN, Matt 39 Yd PASS by ROMNEY, Baylor (OLDROYD, Jake GOOD)		10	28
FOURTH QUARTER						
BSU	TD	12:42	EVANS, Octavius 13 Yd PASS by CORD, Chase (COLLINGHAM, G. GOOD)		18	28
BSU	TD	03:17	BUTLER, Akilian 5 Yd PASS by CORD, Chase (SACHSE, Eric GOOD)		25	28

BYU UPSETS NO. 14 BOISE STATE 28-25 IN HOMECOMING GAME

The Cougars (3-4) scored 21 unanswered points in the third to build a 28-10 cushion heading into the fourth and hung on to hand the Broncos (6-1) their first loss of the season. The defense held Boise State to 359 total yards and forced two turnovers on a cold, rainy and windy night.

Redshirt freshman Baylor Romney, making his first career start at quarterback, went 15 of 26 for 221 yards and connected with tight end Matt Bushman for two touchdowns. Bushman hauled in a game-high five receptions for 101 yards. Tyler Allgeier led the defense with nine tackles, all solo stops. Dayan Ghanwoloku added six tackles and a sack, while Lorenzo Fauatea recorded five tackles and a sack. Isaiah and Jackson Kaufusi each had an interception for the Cougar defense.

Boise State opened the game with a nine-play 70-yard drive, capped off with a 12-yard touchdown run by Bronco wide receiver CT Thomas.

On the BYU offense's first drive, a nine-yard completion from Romney to Aleva Hifo put BYU in the red zone at the Boise State 17-yard line. The Cougars finished off the 78-yard drive with a four-yard touchdown run by Katoa, evening the score at 7-7.

After both teams punted the ball back and forth to each other six consecutive times, the Broncos put together an 11-play 42-yard drive toward the end of the quarter, ending it with a 38-yard field goal to give them a 10-7 halftime lead.

BYU opened the quarter with the ball and, after an 18-yard completion from Romney to Bushman, put themselves in Boise State territory at the 49-yard line. Two plays later, Finau broke loose for a 46-yard touchdown run to give the Cougars their first lead of the game, 14-10.

On the second play of the BYU offense's following drive, Romney found Shumway over the top of the Boise State defense for a 39-yard gain to the Bronco 36-yard line. Facing a fourth-and-one situation at the 27-yard line, the offense remained on the field and Romney hit a wide-open Bushman on a play-action pass. Bushman ran untouched into the end zone, increasing the Cougars' lead to 21-10.

BYU's defense came up with its second takeaway of the game on the ensuing Boise State possession after Jackson Kaufusi picked off a Cord pass and returned it 13 yards to the Bronco 41-yard line. The Cougar offense capitalized on the turnover two plays later, as Romney once again found a wide-open Bushman after a reverse flea-flicker for a 39-yard touchdown. The score gave BYU a 28-10 lead with 3:10 remaining in the quarter.

The Broncos scored their first points of the second half after capping off a 14-play 81-yard drive with a 13-yard touchdown pass in the corner of the end zone. Boise State proceeded to convert on the ensuing two-point conversion attempt, cutting the Cougar's lead to 28-18 with just over 12 minutes left in the game.

After forcing a BYU punt, the Broncos put together another long drive, marching 79 yards in nine plays and scoring on a five-yard touchdown completion. The score put the game at 28-25 for the Cougars with 3:17 remaining. BYU picked up a gutsy first down on fourth-and-one at its own 34-yard line after the Cougars' lined up in a scrum formation with Austin Kafentzsis in at quarterback. BYU kned the ball on each of the following three plays to run out the clock and give the Cougars the 28-25 win.



TEAM STAT COMPARISON	BSU	BYU
1st Downs	25	16
Rushing	13	5
Passing	9	10
Penalty	3	1
Rushing	174	121
Attempt	40	35
Gain	188	145
Loss	14	24
TDs Rushing	1	2
Passing	185	221
Attempts	31	26
Completions	18	15
Interceptions	2	0
TDs Passing	2	2
Total Offensive Plays	71	61
Total Net Yards	359	342
Average Gain per Play	5.1	5.6
Fumbles - Lost	0 - 0	0 - 0
Penalties - Yards	4 - 35	9 - 84
Interceptions - Yards	0 - 0	2 - 13
Punts - Yards	4 - 160	5 - 181
Average Per Punt	40.0	36.2
Punt Returns - Yards	0 - 0	1 - 14
Kickoff Returns - Yards	5 - 91	2 - 48
Time of Possession	30:26	29:34
Third Down Conversions	6 of 12	4 of 13
Fourth Down Conversions	0 of 0	2 of 2
Sacks - Yards	2 - 8	2 - 9

BYU Top Passing							
	C-Att-Int	Yds	Y/A	Lng	TD	Sack	Effic
ROMNEY, Baylor	15-26-0	221	8.5	39	2	2	154.48

BYU Top Receivers					
	No	Yds	Avg	Lng	TD
BUSHMAN, Matt	5	101	20.2	39	2
SHUMWAY, Talon	3	74	24.7	39	0
KATO, Lopini	2	17	8.5	10	0

BYU Top Rushers							
	No	Gain	Loss	Net	Avg	Lng	TD
FINAU, Sione	11	89	0	89	8.1	46	1
KATO, Lopini	12	41	4	37	3.1	11	1
KAFENTZIS, Austin	2	4	0	4	2.0	2	0

BYU Defensive Highlights								
	Tot	Solo	Ast	Sacks	TFL/Y	PBU	FF	QBH
ALLGEIER, Tyler	9	9	0	0/0	0	0	0	0
GHANWOLOKU, Dayan	6	4	1	0/8	0	0	0	0
FONUA, Kavika	5	5	0	0/0	0	0	0	0

BYU UTAH STATE

42 14

11.2.2019 • LOGAN, UT • MAVERIK STADIUM • ESPN2 • ATT: 25,472



SCORING SUMMARY					BYU	USU
FIRST QUARTER						
BYU	TD	09:22	HIFO, Aleva 6 Yd RUSH (OLDROYD, Jake GOOD)		7	0
USU	TD	00:18	MARINER, Siaosi 26 Yd PASS by LOVE, Jordan (EBERLE, Dominik GOOD)		7	7
SECOND QUARTER						
BYU	TD	11:53	HALL, Jaren 16 Yd RUSH (OLDROYD, Jake GOOD)		14	7
BYU	TD	02:33	HALL, Jaren 7 Yd RUSH (OLDROYD, Jake GOOD)		21	7
USU	TD	00:34	BRIGHT, Gerold 1 Yd RUSH (EBERLE, Dominik GOOD)		21	14
THIRD QUARTER						
BYU	TD	11:47	SIMON, Micah 11 Yd PASS by ROMNEY, Baylor (OLDROYD, Jake GOOD)		28	14
BYU	TD	07:12	ROMNEY, Gunner 1 Yd PASS by ROMNEY, Baylor (OLDROYD, Jake GOOD)		35	14
FOURTH QUARTER						
BYU	TD	09:31	KATOA, Lopini 6 Yd RUSH (OLDROYD, Jake GOOD)		42	14

TEAM STAT COMPARISON	BYU	USU
1st Downs	31	26
Rushing	12	11
Passing	18	15
Penalty	1	0
Rushing	221	127
Attempt	42	33
Gain	229	138
Loss	8	11
TDs Rushing	4	1
Passing	418	394
Attempts	33	49
Completions	23	29
Interceptions	1	3
TDs Passing	2	1
Total Offensive Plays	75	82
Total Net Yards	639	521
Average Gain per Play	8.5	6.4
Fumbles - Lost	2 - 2	2 - 2
Penalties - Yards	5 - 37	8 - 55
Interceptions - Yards	3 - 106	1 - 0
Punts - Yards	3 - 123	5 - 211
Average Per Punt	41.0	42.2
Punt Returns - Yards	2 - -1	1 - 0
Kickoff Returns - Yards	0 - 0	3 - 49
Time of Possession	35:14	24:46
Third Down Conversions	6 of 11	9 of 16
Fourth Down Conversions	0 of 0	1 of 2
Sacks - Yards	2 - 14	0 - 0

BYU ROUTS UTAH STATE, 42-14

LOGAN, Utah – BYU totaled 639 total yards in a 42-14 win against Utah State on Saturday night at Maverik Stadium to take back the Old Wagon Wheel.

The Cougars' 639-yard total against the Aggies is the highest since 741 yards against Wagner in 2015. BYU set season-high passing yards with 418 and rushing yards at 221 while also scoring a season-high 42 points.

BYU split time between two quarterbacks as Jaren Hall went 12 for 16 for 214 yards as well as seven carries for 54 rushing yards and two touchdowns in the first half. Baylor Romney went 10 for 16 in the second half for 191 yards and two touchdowns.

Lopini Katoa and Gunner Romney led all BYU receivers with four catches each. Katoa recorded a career high with 129 receiving yards while Gunner Romney had 45 yards and one touchdown. Sione Finau was the Cougars' leading rusher with 15 attempts for 72 yards. The Cougar defense forced five turnovers as Kavika Fonua, Payton Wilgar and Beau Tanner all recorded interceptions.

After Utah State went three and out, the Cougars marched down the field, capitalizing on major chunk plays. Hifo finished off the drive, maneuvering between Utah State's defense to get into the end zone, putting BYU up 7-0 early.

After turnovers by both teams, the Aggies got their first touchdown of the game. A 26-yard pass caught in the end zone tied the game at 7-7 with 16 seconds remaining in the first quarter.

The momentum shifted in the second quarter as Fonua intercepted a ball deep in Aggie territory. He returned the ball 16 yards before BYU's offense came onto the field. It only took one play to score as Hall ran 16 yards for another BYU touchdown to give the Cougars the lead back 14-7 with 11:52 on the clock.

A 27-yard catch by Moroni Laulu-Pututau put BYU in great scoring position on the Utah State 8-yard line. Two plays later, Hall found a hole in the Aggie defense and made it into the end zone as the Cougars went up 21-7 with under four minutes left in the half.

The Aggies quickly answered back with a touchdown of their own as Utah State's Gerold Bright stretched to getting the ball over the end line to make the score 21-14 going into halftime.

To start the second half, Baylor Romney came in as quarterback and led the team down the field on the first drive. A 30-yard pass to brother Gunner Romney got BYU within scoring distance before Baylor Romney found Micah Simon in the end zone on the next play to put BYU up 28-14. The Cougars added another touchdown on their next drive as Baylor Romney connected again with his brother Gunner Romney this time for a one-yard touchdown, making the score 35-14.

In their first drive of the fourth quarter, Katoa made two big plays for the Cougars. First, a 77-yard reception brought BYU to the 3-yard line before he finished it off the drive with a 6-yard rushing touchdown, increasing BYU's lead to 42-14. BYU was able to hold off the Aggies for the remainder of the fourth quarter and took the win, 42-14.

BYU Top Passing

	C-Att-Int	Yds	Y/A	Lng	TD	Sack	Effic
ROMNEY, Baylor	10-16-1	191	11.9	77	2	0	191.53
HALL, Jaren	12-16-0	214	13.4	36	0	0	187.35

BYU Top Receivers

	No	Yds	Avg	Lng	TD
KATOA, Lopini	4	129	32.3	77	0
SHUMWAY, Talon	3	61	20.3	28	0
MILNE, Dax	3	60	20.0	36	0

BYU Top Rushers

	No	Gain	Loss	Net	Avg	Lng	TD
FINAU, Sione	15	76	4	72	4.8	28	0
HALL, Jaren	7	54	0	54	7.7	16	2
KATOA, Lopini	7	42	0	42	6.0	14	1

BYU Defensive Highlights

	Tot	Solo	Ast	Sacks	TFL/Y	PBU	FF	QBH
LEE, Austin	6	4	0	/0	0	0	0	0
TOOLEY, Max	6	4	0	/0	0	0	0	0
EL-BAKRI, Bracken	6	4	0	/0	0	0	0	0

LIBERTY BYU

24 31

11.9.2019 • PROVO, UT • LAVELL EDWARDS STADIUM • ESPNU • ATT: 54,683



SCORING SUMMARY					LU	BYU
FIRST QUARTER						
LU	TD	11:04	FOUTZ, Z. 19 Yd PASS by CALVERT, S. (PROBERT, A. GOOD)		7	0
BYU	TD	07:56	SIMON, Micah 2 Yd PASS by ROMNEY, Baylor (OLDROYD, Jake GOOD)		7	7
SECOND QUARTER						
BYU	FG	10:54	OLDROYD, Jake 24 Yd FIELD GOAL		7	10
BYU	TD	08:36	BUSHMAN, Matt 44 Yd PASS by SIMON, Micah (OLDROYD, Jake GOOD)		7	17
THIRD QUARTER						
LU	FG	07:58	PROBERT, A. 24 Yd FIELD GOAL		10	17
BYU	TD	04:11	HIFO, Aleva 41 Yd PASS by ROMNEY, Baylor (OLDROYD, Jake GOOD)		10	24
LU	TD	02:11	GANDY-GOLDEN, A. 41 Yd PASS by CALVERT, S. (PROBERT, A. GOOD)		17	24
FOURTH QUARTER						
BYU	TD	12:01	LAULU-PUTUTAU, M 17 Yd PASS by ROMNEY, Baylor (OLDROYD, Jake GOOD)		17	31
LU	TD	06:35	FOUTZ, Z. 13 Yd PASS by CALVERT, S. (PROBERT, A. GOOD)		24	31

TEAM STAT COMPARISON	LIBERTY	BYU
1st Downs	25	23
Rushing	8	6
Passing	17	15
Penalty	0	2
Rushing	128	165
Attempt	30	36
Gain	141	175
Loss	13	10
TDs Rushing	0	0
Passing	303	306
Attempts	46	34
Completions	27	24
Interceptions	0	1
TDs Passing	3	4
Total Offensive Plays	76	70
Total Net Yards	431	471
Average Gain per Play	5.7	6.7
Fumbles - Lost	0 - 0	2 - 1
Penalties - Yards	6 - 40	5 - 45
Interceptions - Yards	1 - -1	0 - 0
Punts - Yards	4 - 196	3 - 127
Average Per Punt	49.0	42.3
Punt Returns - Yards	0 - 0	1 - -2
Kickoff Returns - Yards	3 - 62	1 - 0
Time of Possession	29:12	30:48
Third Down Conversions	9 of 17	7 of 13
Fourth Down Conversions	0 of 2	1 of 2
Sacks - Yards	1 - 2	1 - 8

BYU DEFEATS LIBERTY 31-24

Baylor Romney went 23 of 33 for 262 yards and three touchdowns, connecting with Micah Simon, Aleva Hifo and Moroni Laulu-Pututau in the end zone. Simon recorded a game-high seven receptions for 91 yards and added a touchdown completion of his own to Matt Bushman for 44 yards.

Liberty opened the game with a 10-play 75-yard drive, capped off with a 19-yard touchdown reception over the middle by Flame tight end Zac Foutz.

After BYU converted on two third downs on its first offensive drive, Romney connected with Simon for a 47-yard completion as Simon was being interfered with to set up first-and-goal from the Liberty seven-yard line. Romney found Simon again two plays later as Simon hauled in a two-yard touchdown reception to even the score at seven.

The Flame defense held BYU on each of the following three plays at the end of a drive, forcing the Cougars to settle for a field goal attempt. Jake Oldroyd converted from 24 yards out to give BYU its first lead of the game, 10-7.

The Cougar offense capitalized on the defensive stand two plays later, as Simon found a wide-open Bushman on a double-pass play for a 44-yard touchdown. The score gave BYU a 17-7 lead with 8:36 remaining in the half.

Both teams punted the ball back and forth to each other on each of the following three possessions, keeping the score at 17-7 for the Cougars going into halftime.

The Flame offense capitalized on a turnover, putting together a 12-play 72-yard drive and finishing it off with a 24-yard field goal to cut into BYU's lead, 17-10.

The Cougar offense marched into Liberty territory on the following drive after a nine-yard completion from Romney to Bushman put the ball at the Flame 49-yard line. A four-yard reception by Finau on third down set up fourth-and-two. BYU's offense remained on the field and, after Romney found Hifo near the sideline, Hifo broke a tackle and ran 41 yards for a touchdown. The score put the Cougars up 24-10 with just over four minutes remaining in the quarter.

Liberty's offense responded, driving into BYU territory before Calvert connected with Flame receiver Gandy-Golden for a 41-yard touchdown down the sideline. The touchdown once again brought Liberty within seven, with the score at 24-17.

After the BYU defense forced a three-and-out, the offense put themselves at the Flame 24-yard line following an 18-yard Romney run on an option play. After Romney ran again for a seven-yard gain, he proceeded to find Laulu-Pututau in the front corner of the end zone on the next play for a 17-yard score to increase the Cougars' lead to 31-17.

Following a three-and-out from both teams, Liberty drove 46 yards in four plays and scored on a 13-yard reception by Foutz, bringing the score to 31-24 with 6:35 remaining.

A D'Angelo Mandell six-yard tackle-for-loss and a false start penalty by the Flames set up fourth-and-21 with 32 seconds remaining. Calvert fired a pass down the sideline near the first-down marker on the following play, but it was broken up by Isaiah Kaufusi, securing the 31-24 BYU win.

BYU Top Passing							
	C-Att-Int	Yds	Y/A	Lng	TD	Sack	Effic
ROMNEY, Baylor	23-33-1	262	7.9	47	3	1	160.33
SIMON, Micah	1-1-0	44	44.0	44	1	0	799.60

BYU Top Receivers					
	No	Yds	Avg	Lng	TD
SIMON, Micah	7	91	13.0	47	1
BUSHMAN, Matt	4	86	21.5	44	1
HIFO, Aleva	4	62	15.5	41	1

BYU Top Rushers							
	No	Gain	Loss	Net	Avg	Lng	TD
FINAU, Sione	10	70	1	69	6.9	16	0
KATOA, Lopini	12	49	0	49	4.1	8	0
ROMNEY, Baylor	7	40	4	36	5.1	18	0

BYU Defensive Highlights								
	Tot	Solo	Ast	Sacks	TFL/Y	PBU	FF	QBH
TOOLEY, Max	9	5	0	0/3	1	0	0	0
LEE, Austin	5	5	0	0/0	1	0	0	0
KAUFUSI, Isaiah	5	4	0	0/0	1	0	0	0

IDAHO STATE BYU

10 42

11.16.2019 • PROVO, UT • LAVELL EDWARDS STADIUM • BYUTV • ATT: 57,379



SCORING SUMMARY					ISU	BYU
FIRST QUARTER						
BYU	TD	09:12	LEE, Austin 26 Yd INT (OLDROYD, Jake GOOD)		0	7
SECOND QUARTER						
BYU	TD	12:59	SIMON, Micah 12 Yd RUSH (OLDROYD, Jake GOOD)		0	14
ISU	FG	09:46	RYAN, Kevin 27 Yd FIELD GOAL		3	14
BYU	TD	06:45	FINAU, Sione 16 Yd RUSH (OLDROYD, Jake GOOD)		3	21
BYU	TD	05:00	SHUMWAY, Talon 26 Yd PASS by WILSON, Zach (OLDROYD, Jake GOOD)		3	28
THIRD QUARTER						
BYU	TD	09:18	SHUMWAY, Talon 3 Yd PASS by WILSON, Zach (OLDROYD, Jake GOOD)		3	35
BYU	TD	08:14	TONGA, Khyiris 3 Yd RUSH (OLDROYD, Jake GOOD)		3	42
ISU	TD	07:37	RANGO, Malakai 54 Yd RUSH (RYAN, Kevin GOOD)		10	42

TEAM STAT COMPARISON	IDAHO STATE	BYU
1st Downs	10	27
Rushing	3	12
Passing	6	12
Penalty	1	3
Rushing	157	204
Attempt	32	44
Gain	160	233
Loss	3	29
TDs Rushing	1	3
Passing	114	245
Attempts	23	36
Completions	11	24
Interceptions	2	1
TDs Passing	0	2
Total Offensive Plays	55	80
Total Net Yards	271	449
Average Gain per Play	4.9	5.6
Fumbles - Lost	0 - 0	0 - 0
Penalties - Yards	6 - 60	12 - 85
Interceptions - Yards	1 - 8	2 - 34
Punts - Yards	7 - 266	5 - 219
Average Per Punt	38.0	43.8
Punt Returns - Yards	2 - 16	6 - 63
Kickoff Returns - Yards	3 - 62	2 - 52
Time of Possession	21:44	38:16
Third Down Conversions	2 of 13	7 of 16
Fourth Down Conversions	1 of 3	1 of 1
Sacks - Yards	3 - 17	0 - 0

BYU OVERPOWERS IDAHO STATE 42-10 ON SENIOR DAY

PROVO, Utah – The BYU football team totaled 449 yards on offense while only allowing 271 yards on defense as it overwhelmed Idaho State 42-10 on Senior Day at LaVell Edwards Stadium.

With the win, BYU became bowl eligible for the 14th time in 15 seasons. Following the game, BYU officially accepted an invitation to the 2019 SoFi Hawai'i Bowl.

The Cougar defense scored the first points of the game when Chris Wilcox deflected a ball up in the air for Lee to intercept and return 26 yards for a touchdown to put BYU up 7-0 over Idaho State (3-8) six minutes into the first quarter.

Penalties hampered the BYU offense to start the game as the Cougars were called for four penalties that stalled four different drives. In his first start after missing four games, Wilson got the offense going at the end of the first period leading the team to three first downs, including a 12-yard rush on an option play to move the sticks. Finau ended the quarter with a 7-yard rush up the middle that put the Cougars at Bengal 45-yard line.

Wilson completed back-to-back passes to Simon for 10- and four-yard gains. Capitalizing on an Idaho State face mask penalty, Simon capped off the 77-yard drive with a 12-yard touchdown rush on a jet sweep to the far side of the field. Oldroyd's successful PAT extended BYU's lead to 14-0 two minutes into the quarter.

On the first play of the ensuing Bengal drive, Matt Struck hit Michael Dean on a seam route for a 40-yard gain to the Cougar 35-yard line. BYU held Idaho State to a 27-yard field goal attempt that bounced off the right upright and in to cut the Cougars' lead to 14-3 with 9:46 remaining in the half.

Finau started off the following drive with two rushes for 12 yards to the BYU 37-yard line. On his second jet sweep of the game, Simon burst down the field before being pulled down at the Bengal 40-yard line for a 20-yard gain. Simon later pulled in a pass in the flats and juke a defender near the line of scrimmage before sprinting 19 yards down the sideline to the Idaho State 16-yard line. Finau finished off the drive on the next play cutting up the middle of the field for a 16-yard score, making the score 21-7.

After the defense forced another punt, Kyle Griffiths blocked the punt by bull-rushing a Bengal player into the ball with Will Watanabe recovering the ball for the Cougars at the Idaho State 27-yard line. BYU took advantage of the field position with Shumway out-jumping a defender at the goal line to pull down a pass from Wilson for the score, increasing the Cougars' lead to 28-3.

Dax Milne returned a punt 31 yards to the BYU 40-yard to set up the first offensive drive of the second half for the Cougars. Wilson found Simon two plays in a row for gains of 15 and 25 yards to move the ball into Idaho State territory to the 35-yard line. Wilson found Shumway in the end zone for a 3-yard score extend BYU's lead to 35-3.

The Cougar offense was back on the field two plays later after Dayan Ghanwoloku picked off a pass and returned it eight yards to the Idaho State 26-yard line. Wilson rushed the ball on a quarterback keeper 21 yards down to the 5-yard line. On a scrum play, defensive lineman Khyiris Tonga punched the ball in for a 3-yard touchdown, increasing BYU's lead to 42-3 with 7:30 left in the period.

Midway through the period, Idaho State running back Malakai Rango sprinted 54 yards up the middle of the field for the Bengals' first touchdown of the game to make the score 42-10.

BYU Top Passing

	C-Att-Int	Yds	Y/A	Lng	TD	Sack	Effic
WILSON, Zach	19-31-1	187	6.0	26	2	3	126.80
CRITCHLOW, Joe	5-5-0	58	11.6	18	0	0	197.44

BYU Top Receivers

	No	Yds	Avg	Lng	TD
SIMON, Micah	7	76	10.9	25	0
SHUMWAY, Talon	5	41	8.2	26	2
HILL, Keanu	3	40	13.3	17	0

BYU Top Rushers

	No	Gain	Loss	Net	Avg	Lng	TD
FINAU, Sione	16	102	0	102	6.4	16	1
McCHESNEY, Jackson	10	46	0	46	4.6	10	0
SIMON, Micah	3	34	0	34	11.3	20	1

BYU Defensive Highlights

	Tot	Solo	Ast	Sacks	TFL/Y	PBU	FF	QBH
LEE, Austin	5	3	0	2/2	0	0	0	0
TANNER, Beau	4	4	0	0/0	1	0	0	0
WILGAR, Payton	4	3	0	1/0	0	0	0	0

BYU UMASS

56
24

11.23.2019 • AMHERST, MA • MCGUIRK STADIUM • FLOSPORTS/NESN • ATT: 8,204



SCORING SUMMARY					BYU	UMASS
FIRST QUARTER						
BYU	TD	09:01	ALLGEIER, Tyler 57 Yd PASS by WILSON, Zach (OLDROYD, Jake GOOD)		7	0
SECOND QUARTER						
BYU	TD	14:15	KATOA, Lopini 3 Yd RUSH (OLDROYD, Jake GOOD)		14	0
BYU	TD	12:27	SHUMWAY, Talon 48 Yd PASS by WILSON, Zach (OLDROYD, Jake GOOD)		21	0
BYU	TD	09:08	KATOA, Lopini 14 Yd PASS by WILSON, Zach (OLDROYD, Jake GOOD)		28	0
BYU	TD	07:10	McCHESNEY, J. 44 Yd RUSH (OLDROYD, Jake GOOD)		35	0
BYU	TD	05:43	ROMNEY, Gunner 18 Yd PASS by WILSON, Zach (OLDROYD, Jake		42	0
BYU	TD	00:47	HIFO, Aleva 5 Yd RUSH (OLDROYD, Jake GOOD)		49	0
THIRD QUARTER						
UMASS	TD	13:16	SIMON, Zak 12 Yd PASS by WEST, Randall (CAGGIANO, Mike GOOD)		49	7
UMASS	FG	07:13	GARCIA, Cooper 29 Yd FIELD GOAL		49	10
BYU	TD	00:11	McCHESNEY, J. 12 Yd RUSH (SOUTHAM, Skyler GOOD)		56	10
FOURTH QUARTER						
UMASS	TD	08:27	JOHNSON, Josiah 3 Yd PASS by WEST, Randall (GARCIA, Cooper GOOD)		56	17
UMASS	TD	04:56	ALLY, Bilal 46 Yd RUSH (GARCIA, Cooper GOOD)		56	24

TEAM STAT COMPARISON	BYU	UMASS
1st Downs	26	16
Rushing	12	8
Passing	14	6
Penalty	0	2
Rushing	320	146
Attempt	40	37
Gain	334	167
Loss	14	21
TDs Rushing	4	1
Passing	308	146
Attempts	28	30
Completions	21	20
Interceptions	0	1
TDs Passing	4	2
Total Offensive Plays	68	67
Total Net Yards	628	292
Average Gain per Play	9.2	4.4
Fumbles - Lost	1 - 1	3 - 1
Penalties - Yards	3 - 40	6 - 55
Interceptions - Yards	1 - 1	0 - 0
Punts - Yards	5 - 188	8 - 317
Average Per Punt	37.6	39.6
Punt Returns - Yards	1 - -2	1 - 11
Kickoff Returns - Yards	5 - 92	8 - 147
Time of Possession	33:21	26:39
Third Down Conversions	5 of 11	5 of 17
Fourth Down Conversions	0 of 0	1 of 2
Sacks - Yards	0 - 0	2 - 12

BYU Top Passing							
	C-Att-Int	Yds	Y/A	Lng	TD	Sack	Effic
WILSON, Zach	17-20-0	293	14.7	57	4	1	274.06
CRITCHLOW, Joe	4-7-0	15	2.1	23	0	1	75.14

BYU Top Receivers					
	No	Yds	Avg	Lng	TD
SHUMWAY, Talon	4	92	23.0	48	1
ALLGEIER, Tyler	1	57	57.0	57	1
KATOA, Lopini	3	38	12.7	18	1

BYU Top Rushers							
	No	Gain	Loss	Net	Avg	Lng	TD
MCCHESNEY, Jackson	15	228	0	228	15.2	62	2
ALLGEIER, Tyler	6	37	0	37	6.2	19	0
KATOA, Lopini	7	34	0	34	4.9	14	1

BYU Defensive Highlights								
	Tot	Solo	Ast	Sacks	TFL/Y	PBU	FF	QBH
GHANWOLOKU, Dayan	5	5	0	0/4	0	1	0	0
KAUFUSI, Jackson	5	0	0	/0	0	0	0	0
PILI, Keenan	5	3	0	/0	1	0	0	0

MCCHESNEY, WILSON LEAD BYU TO 56-24 WIN OVER UMASS

True freshman Jackson McChesney led all rushers with a career-high 228 yards on 15 attempts and two touchdowns. McChesney's 228 rushing yards is the sixth most in rushing yards in a game in BYU history and the most by a BYU freshman. The Cougars finished the game with 628 total offensive yards the second time this season after putting up 639 yards against Utah State. BYU tallied 320 rushing yards and 308 passing yards.

In the first half, BYU (7-4) totaled 440 total yards and 49 points, with Wilson doing all his work in the first two quarters. The sophomore went 17 of 20 for 293 passing yards and four touchdowns with three rushing attempts for 20 yards. Joe Critchlow became BYU's signal caller for the second half going 4 of 7 for 15 passing yards.

Allgeier got the Cougars on the board first with a 57-yard catch and run making it all the way into the end zone to put BYU up 7-0 with nine minutes left in the first quarter.

Two big catches from Shumway, followed by a 20-yard reception for Matt Bushman got BYU in the red zone. Katoa quickly got into the end zone from three yards out for his first touchdown of the game putting BYU ahead 14-0 with just over 14 minutes to go in the second quarter.

After UMass went three-and-out, Wilson threw a ball deep down field 48 yards to Talon Shumway in the end zone on the first play of the drive to go up 21-0 with 12:27 left on the clock until half-time. The Cougars added another touchdown on the next drive as Katoa caught a screen pass and took it 14 yards in the end zone making the score 28-0.

On the next drive, after a 15-yard catch from Micah Simon, McChesney got into the end zone taking the ball 44 yards and gave BYU another score to make it 35-0 with 7:10 left on the clock.

An interception by Nwigwe put the BYU offense on the 22 yard line, and Romney caught an 18-yard pass in the end zone to make it 42-0. The Cougar tacked on one more touchdown going into half time as Hifo ran five yards pushing the score to 49-0.

Tyler Allgeier scored his first career touchdown early in the game. With multiple running backs hurt going into the game, Allgeier, made the switch from linebacker to running back for the UMass game. He initially played running back earlier in the season before moving to linebacker. Talon Shumway made a career long catch of 48-yards for a touchdown early in the second quarter.

UMass came out looking to score in the second half. After a muffed BYU fair-catch, the Minutemen recovered the ball and quickly got in the end zone for their first score of the day to make it 49-7. UMass added a field goal on its next drive to make the score 49-10 with 7:13 left in the third quarter. Before the quarter ended, BYU tacked on another 12-yard McChesney rushing touchdown to push the score to 56-10. The Minutemen answered back with a touchdown of their own putting up another seven points, but still trailed BYU 56-17 with over eight minutes to go in the game. Before the game could end UMass scored one last touchdown, making the final score 56-24.

BYU SAN DIEGO ST.

3 13

11.30.2019 • SAN DIEGO, CA • SDCCU STADIUM • CBS SPORTS • ATT: 28,180



SCORING SUMMARY					BYU	SDSU
FIRST QUARTER						
BYU	FG	03:39	SOUTHAM, Skyler 24 Yd FIELD GOAL		3	0
SECOND QUARTER						
SDSU	TD	00:13	BELLINGER, D. 25 Yd PASS by BAKER, Carson (ARAIZA, Matt GOOD)		3	7
THIRD QUARTER						
SDSU	FG	05:23	ARAIZA, Matt 44 Yd FIELD GOAL		3	10
FOURTH QUARTER						
SDSU	FG	05:40	ARAIZA, Matt 27 Yd FIELD GOAL		3	13

COUGARS LOSE DEFENSIVE BATTLE AGAINST SAN DIEGO STATE 13-3

SAN DIEGO – In a game with points at a premium, the BYU football team came up short, losing to San Diego State 13-3 Saturday night at SDCCU Stadium.

The San Diego State (9-3) defense held BYU's offense out of the end zone the entire night, despite the Cougars (7-5) putting up 338 passing yards on the Aztecs. BYU quarterback Zach Wilson went 31 of 53 for 316 passing yards in the game while Talon Shumway led all Cougar receivers with six catches for 83 yards.

The Cougar defense held its own but gave up a touchdown just before halftime to give San Diego State enough down the stretch. BYU gave up just 269 total yards to the Aztecs, a season-low for the Cougars. Linebacker Isaiah Kaufusi led the defense with nine total tackles including six solo stops.

A pass from wide receiver Aleva Hifo to tight end Matt Bushman for 22 yards got BYU into the red zone. Skyler Southam capped off the drive with a 24-yard field goal to put the Cougars up 3-0 with just under four minutes left in the first quarter.

Before the second quarter could end, San Diego State scored the only touchdown of the game. A 25-yard pass deep into BYU territory resulted as a touchdown as the Aztecs pulled ahead 7-3 going into halftime.

Late in the third quarter, San Diego State connected on a 44-yard field goal just inside the upright to give the Aztecs a 10-3 lead with over five minutes left in the quarter.

San Diego State tacked on another field goal in the fourth quarter to securing the win 13-3 holding BYU scoreless in the second half.

TEAM STAT COMPARISON	BYU	SDSU
1st Downs	23	12
Rushing	7	5
Passing	15	7
Penalty	1	0
Rushing	78	97
Attempt	27	35
Gain	112	109
Loss	34	12
TDs Rushing	0	0
Passing	338	172
Attempts	54	25
Completions	32	19
Interceptions	2	0
TDs Passing	0	1
Total Offensive Plays	81	60
Total Net Yards	416	269
Average Gain per Play	5.1	4.5
Fumbles - Lost	1 - 1	0 - 0
Penalties - Yards	4 - 20	4 - 30
Interceptions - Yards	0 - 0	2 - 25
Punts - Yards	4 - 128	7 - 323
Average Per Punt	32.0	46.1
Punt Returns - Yards	2 - 18	0 - 0
Kickoff Returns - Yards	1 - 0	1 - 18
Time of Possession	31:39	28:21
Third Down Conversions	6 of 17	4 of 14
Fourth Down Conversions	1 of 3	0 of 1
Sacks - Yards	2 - 7	2 - 24

BYU Top Passing

	C-Att-Int	Yds	Y/A	Lng	TD	Sack	Effic
WILSON, Zach	31-53-2	316	6.0	35	0	2	101.03
HIFO, Aleva	1-1-0	22	22.0	22	0	0	284.80

BYU Top Receivers

	No	Yds	Avg	Lng	TD
SHUMWAY, Talon	6	83	13.8	21	0
BUSHMAN, Matt	6	59	9.8	22	0
ROMNEY, Gunner	3	53	17.7	35	0

BYU Top Rushers

	No	Gain	Loss	Net	Avg	Lng	TD
WILSON, Zach	8	57	28	29	3.6	17	0
KATOA, Lopini	10	24	2	22	2.2	6	0
HIFO, Aleva	4	19	0	19	4.8	9	0

BYU Defensive Highlights

	Tot	Solo	Ast	Sacks	TFL/Y	PBU	FF	QBH
KAUFUSI, Isaiah	9	6	0	1/0	0	0	0	0
FONUUA, Kavika	7	5	0	/0	0	0	0	0
WILGAR, Payton	7	5	0	1/3	0	0	0	0

BYU

HAWAI'I

34

38



SCORING SUMMARY					UH	BYU
FIRST QUARTER						
UH	TD	07:32	SMART, Jared 7 Yd PASS by MCDONALD, Cole (MESKELL, Ryan GOOD)		0	7
UH	TD	04:55	SMART, Jared 40 Yd PASS by MCDONALD, Cole (MESKELL, Ryan GOOD)		0	14
BYU	TD	00:54	KATOA, Lopini 1 Yd RUSH (OLDROYD, Jake GOOD)		7	14
SECOND QUARTER						
UH	TD	13:33	MCDONALD, Cole 1 Yd RUSH (MESKELL, Ryan GOOD)		7	21
BYU	TD	09:42	WILSON, Zach 1 Yd RUSH (OLDROYD, Jake GOOD)		14	21
UH	FG	05:50	MESKELL, Ryan 46 Yd FIELD GOAL		14	24
BYU	TD	03:16	SIMON, Micah 11 Yd RUSH (OLDROYD, Jake GOOD)		21	24
UH	TD	01:16	SHARSH, Jason-M 18 Yd PASS by MCDONALD, Cole (MESKELL, Ryan GOOD)		21	31
BYU	FG	00:18	OLDROYD, Jake 37 Yd FIELD GOAL		24	31
THIRD QUARTER						
BYU	TD	11:58	WILSON, Zach 2 Yd RUSH (OLDROYD, Jake GOOD)		31	31
FOURTH QUARTER						
BYU	FG	14:37	OLDROYD, Jake 20 Yd FIELD GOAL		34	31
UH	TD	01:17	MARDNER, Nick 24 Yd PASS by MCDONALD, Cole (MESKELL, Ryan GOOD)		34	38

LATE TOUCHDOWN DOOMS COUGARS IN 38-34 BOWL LOSS TO HAWAI'I
With just over two minutes left in the game BYU led 34-31, Hawai'i got the ball back on BYU's 26-yard line. Four plays later, a 24-yard pass into the end zone gave the Rainbow Warriors seven points to take the lead 38-34 with just over one minute remaining.

The Cougars got the ball back with 1:12 on the clock and managed to move down the field quickly. However, Zach Wilson threw an interception at the UH 30-yard line with 25 seconds left, allowing the Rainbow Warriors to kneel it out to end the game.

Hawai'i got on the board first as the Rainbow Warriors' quarterback Cole McDonald threw a seven-yard pass into the back of the end zone putting Hawai'i up 7-0 with 7:32 left in the first quarter.

Hawai'i grabbed an interception and returned it 21-yards to the BYU 40-yard line. After a no gain rushing play, McDonald threw a deep ball 40-yards into the end zone to put the Rainbow Warriors up 14-0 with just under five minutes left in the first quarter. BYU quickly answered back on its next drive. Katoa finished the drive giving BYU its first touchdown making the score 14-7 with just under a minute left in the quarter.

To finish out the first quarter, McDonald threw another bomb 58-yards deep into BYU territory. Hawai'i finished out the drive in the second quarter adding seven more points bringing the score to 21-7.

Wilson completed the drive finding his way into the end zone behind the push of BYU's offensive line, decreasing the lead margin to 21-14 with under 10 minutes to go into halftime.

After a sack, Hawai'i was forced to kick a 46-yard field goal to bring the score to 24-14.

BYU closed the lead to three points, as the Cougars called a double-reverse play and Micah Simon ran 11 yards for a touchdown to make the score 24-21. The Rainbow Warriors tacked on another touchdown and BYU connected on a 37-yard field goal to close out the first half and Hawai'i went into the lock room ahead 31-24.

To start out the second half, Aleva Hifo gave the momentum to BYU as he returned a punt 52 yards to the Hawai'i six-yard line. Two plays later, Wilson ran the ball into the end zone for a touchdown to tie the game at 31-31 with just under 12 minutes left in the quarter.

With under four minutes left in the third quarter, Wilson attempted to get into end zone trying to jump over two Hawai'i players on the goal line. Wilson was helicoptered in mid-air over the goal line and fumbled the ball into the end zone and it was recovered by the Rainbow Warriors.

The Cougars took their first lead of the game to start out the fourth quarter as Oldroyd connected on another field goal giving BYU the 34-31 lead. The Rainbow Warriors attempted field goal on their next drive to tie the game, but the ball went wide right and the Cougars kept the lead.

Hawai'i made a late surge driving down the field with just over two minutes left in the game. A 24-yard pass into the end zone gave the Rainbow Warriors the final touchdown of the game and a 38-34 advantage over BYU.

TEAM STAT COMPARISON	BYU	HAWAI'I
1st Downs	29	19
Rushing	11	2
Passing	16	17
Penalty	2	0
Rushing	231	2
Attempt	40	27
Gain	237	48
Loss	6	46
TDs Rushing	4	1
Passing	274	493
Attempts	41	47
Completions	24	28
Interceptions	2	0
TDs Passing	0	4
Total Offensive Plays	81	74
Total Net Yards	505	495
Average Gain per Play	6.2	6.7
Fumbles - Lost	2 - 1	0 - 0
Penalties - Yards	2 - 20	6 - 59
Interceptions - Yards	0 - 0	2 - 29
Punts - Yards	4 - 165	6 - 253
Average Per Punt	41.2	42.2
Punt Returns - Yards	3 - 97	1 - -9
Kickoff Returns - Yards	2 - 27	7 - 129
Time of Possession	30:31	29:29
Third Down Conversions	6 of 14	9 of 18
Fourth Down Conversions	0 of 0	1 of 1
Sacks - Yards	5 - 36	1 - 3

BYU Top Passing							
	C-Att-Int	Yds	Y/A	Lng	TD	Sack	Effic
WILSON, Zach	24-40-2	274	6.9	31	0	1	107.54
SIMON, Micah	0-1-0	0	0.0	0	0	0	0.00

BYU Top Receivers					
	No	Yds	Avg	Lng	TD
BUSHMAN, Matt	6	91	15.2	31	0
SIMON, Micah	5	56	11.2	17	0
MILNE, Dax	3	54	18.0	26	0

BYU Top Rushers							
	No	Gain	Loss	Net	Avg	Lng	TD
ALLGEIER, Tyler	8	78	1	77	9.6	36	0
WILSON, Zach	14	76	4	72	5.1	12	2
KATOA, Lopini	11	52	1	51	4.6	15	1

BYU Defensive Highlights									
	Tot	Solo	Ast	Sacks	TFL/Y	PBU	FF	QBH	
KAUFUSI, Isaiah	7	6	0	/0	0	0	0	0	
WARNER, Troy	6	5	0	/0	0	0	0	0	
FONUA, Kavika	5	4	1	0/1	1	0	0	0	

PHIL STEELE ALL-INDEPENDENT TEAMS

FIRST TEAM

OFFENSE

QB Ian Book
 RB Jason Huntley
 RB Frankie Hickson
 RB Tony Jones
 WR Antonio Gandy-Golden
 WR Chase Claypool
TE Matt Bushman
OL James Empey
 OL Brian Trujillo
 OL Jaxson Deaton
 OL Dontae Duff
 OL Liam Eichenberg

Notre Dame
 New Mexico State
 Liberty
 Notre Dame
 Liberty
 Notre Dame
BYU
BYU
 New Mexico State
 Army
 Liberty
 Notre Dame

SECOND TEAM

OFFENSE

QB Stephen Calvert
 RB Connor Slomka
 RB Bilal Ally
 RB Joshua Mack
 WR Tony Nicholson
 WR OJ Clark
 TE Cole Kmet
 OL Jarrett Patterson
 OL Larnel Coleman
 OL Brady Christensen
 OL Aaron Banks
 OL Jack Sides

Liberty
 Army
 UMass
 Liberty
 New Mexico State
 New Mexico State
 Notre Dame
 Notre Dame
 UMass
 BYU
 Notre Dame
 Army

NFF HAMPSHIRE

HONOR SOCIETY

The 2018 NFF Hampshire Honor Society is comprised of football players from all divisions of play who each maintained a cumulative 3.2 GPA or better throughout their college career.

LS Mitch Harris
 RB/QB Beau Hoge
 WR Talon Shumway

DEFENSE

DL Jessie Lemonier
 DL Kwabena Bonsu
 DL Khalid Kareem
 DL TreShaun Clark
 LB Drew White
 LB Cole Christensen
 LB Javahn Ferguson
 LB Asmar Bilal
 DB Eljia Riley
 DB Elijah Benton
 DB Alohi Gilman
DB Dayan Ghanwoloku

Liberty
 Army
 Notre Dame
 Liberty
 Notre Dame
 Army
 New Mexico State
 Notre Dame
 Army
 Liberty
 Notre Dame
BYU

DEFENSE

DL Cedric Wilcots
 DL Myron Tagovailoa-Amosa
 DL Edriece Patterson
 DL Chinedu Ogbonna
 LB Soloman Ajayi
 LB Arik Smith
 LB Isaiah Kaufusi
 LB Jarvis Miller
 DB Kyle Hamilton
 DB Shamad Lomax
 DB Isaiah Rodgers
 DB Ryan Valez

New Mexico State
 Notre Dame
 Army
 UMass
 Liberty
 Army
 BYU
 UMass
 Notre Dame
 Notre Dame
 UMass
 Army

SPECIAL TEAMS

K Jonathan Doerer
 P Payton Theisler
 KR Shedro Louis
 PR Chris Finke
 LS John Shannon

Notre Dame
 New Mexico State
 Liberty
 Notre Dame
 Notre Dame

SPECIAL TEAMS

K Alex Probert
 P Zach Harding
 KR Isaiah Rodgers
 PR Akyah Miranda
 LS Mitch Harris

Liberty
 Army
 UMass
 Army
 BYU

OTHER HONORS

Tyler Allgeier

College sports Madness Independent
 Defensive Player of the Week
 (Week 8–Oct. 19)

Clark Barrington

2019 Pro Football Focus All-Freshman
 Team—Offensive Guard/Honorable
 Mention

Matt Bushman

John Mackey National Tight End of the
 Week (Week 8–Oct. 19)
 2019 John Mackey Award watch list
 2019 Walter Camp Player of the Year
 watch list

Brady Christensen

2019 Outland Trophy watch list

Bracken El-Bakri

2019 Burlsworth Trophy nominee

James Empey

2019 CoSIDA Academic All-District
 2019 Rimington Trophy watch list

Lorenzo Fautaea

Pro Football Focus National Team of the
 Week selection (Week 3–Sept. 14)

Dayan Ghanwoloku

2019 NFLPA Bowl invitation
 College Sports Madness Independent
 Defensive Player of the Week
 (Week 3–Sept. 14)
 Paul Hornung Award Honor Roll
 (Week 3–Sept. 14)

Jeff Grimes

Athlon Sports Offensive Coordinator of the
 Week (Week 3–Sept. 14)

Jaren Hall

College Sports Madness Independent
 Offensive Player of the Week
 (Week 7–Oct. 12)

Aleava Hifo

2019 Polynesian Football Hall of Fame
 Polynesian College Football Player of the
 Year watch list
 2019 Hula Bowl invitation

Lopini Katoa

2019 Doak Walker Award preseason
 candidate

Austin Kafentzis

2019 Hula Bowl invitation

Isaiah Kaufusi

2019 Polynesian Football Hall of Fame
 Polynesian College Football Player of the
 Year watch list

Moroni Laulu-Pututau

2019 Polynesian Football Hall of Fame
 Polynesian College Football Player of the
 Year watch list

Uriah Leiataua

2019 Wuerffel Trophy watch list & official
 nominee

Austin Lee

2020 East-West Shrine Game invitation
 College Sports Madness Independent
 Defensive Player of the Week
 (Week 12–Nov. 16)

Jake Oldroyd

2019 CoSIDA Academic All-District
 Lou Groza Star of the Week
 (Week 3–Sept. 14)

Keenan Pili

2019 Pro Football Focus All-Freshman
 Team—Linebacker/Honorable Mention

Aaron Roderick

2019 Broyles Award nominee

Baylor Romney

Earl Campbell Tyler Rose Player of the
 Week Award honorable mention
 (Week 8–Oct. 19)

Talon Shumway

2019 National Football Foundation William
 V. Campbell Trophy semifinalist

Micah Simon

College Sports Madness Independent
 Offensive Player of the Week
 (Week 2–Sept. 7)

Khyiris Tonga

2019 Bronko Nagurski Trophy preseason
 watch list
 2019 Outland Trophy watch list
 2019 Polynesian Football Hall of Fame
 Polynesian College Football Player of the
 Year watch list

Max Tooley

2019 Pro Football Focus All-Freshman
 Team—Linebacker/Honorable Mention

Payton Wilgar

2019 Pro Football Focus All-Freshman
 Team—Linebacker/First Team
 No. 2-rated freshman linebacker overall by
 Pro Football Focus
 No. 2-rated freshman linebacker in pass
 coverage by Pro Football Focus

Zach Wilson

2019 SoFi Hawai'i Bowl BYU Most Valuable
 Player
 College Sports Madness Independent
 Offensive Player of the Week
 (Week 13–Nov. 23)
 2019 Maxwell Award watch list
 2019 College Football Performance Awards
 National Performer of the Year preseason
 watch list
 Touchdown Club of Columbus 2019 Player
 to Watch

2019 STATISTICAL COMPARISONS

CATEGORY	BYU	INDY	NCAA
Scoring Off.	28.5	3	67
Scoring Def.	25.5	3	48
Passing Off.	284.7	2	26
Passing Def.	226.0	5	65
Rushing Off.	159.1	3	68
Rushing Def.	167.5	3	78
Total Off.	443.8	1	28
Total Def.	393.5	3	68
Turnover Margin	0.08	4	57
Net Punting	37.45	4	87
Punt Returns	13.48	1	14
Kickoff Returns	19.41	3	87
Blocked kicks	1	3	63
Blue Zone Offense	0.733	5	120
Team sacks	1.31	4	117
Team tackles for loss	4.7	4	117

SCORING

SCORE BY QUARTERS	1st	2nd	3rd	4th	OT	Total
BYU	64	146	105	39	16	370
Opponents	73	72	76	100	10	331



TEAM STATISTICS

	BYU	OPP
SCORING	370	331
Points Per Game	28.5	25.5
Points Off Turnovers	73	72
FIRST DOWNS	294	267
Rushing	107	123
Passing	170	127
Penalty	17	17
RUSHING YARDAGE	2068	2178
Yards gained rushing	2391	2380
Yards lost rushing	323	202
Rushing Attempts	465	515
Average Per Rush	4.4	4.2
Average Per Game	159.1	167.5
TDs Rushing	25	14
PASSING YARDAGE	3701	2938
Comp-Att-Int	296-468-11	254-399-15
Average Per Pass	7.9	7.4
Average Per Catch	12.5	11.6
Average Per Game	284.7	226.0
TDs Passing	20	22
TOTAL OFFENSE	5769	5116
Total Plays	933	914
Average Per Play	6.2	5.6
Average Per Game	443.8	393.5
KICK RETURNS: #-Yards	22-427	46-885
PUNT RETURNS: #-Yards	21-283	16-184
INT RETURNS: #-Yards	15-240	11-198
KICK RETURN AVERAGE	19.4	19.2
PUNT RETURN AVERAGE	13.5	11.5
INT RETURN AVERAGE	16.0	18.0
FUMBLES-LOST	15-10	13-7
PENALTIES-Yards	79-668	82-709
Average Per Game	51.4	54.5
PUNTS-Yards	53-2209	61-2635
Average Per Punt	41.7	43.2
Net punt average	37.5	37.9
KICKOFFS-Yards	73-4262	68-4168
Average Per Kick	58.4	61.3
Net kick average	40.1	39.2
TIME OF POSSESSION/Game	30:23	29:37
3RD-DOWN Conversions	79/186	76/188
3rd-Down Pct	42%	40%
4TH-DOWN Conversions	7/19	10/21
4th-Down Pct	37%	48%
SACKS BY-Yards	17-108	29-174
MISC YARDS	0	0
TOUCHDOWNS SCORED	46	40
FIELD GOALS-ATTEMPTS	17-27	17-21
ON-SIDE KICKS	0-0	0-0
RED-ZONE SCORES	(44-60) 73%	(36-45) 80%
RED-ZONE TOUCHDOWNS	(31-60) 52%	(26-45) 58%
PAT-ATTEMPTS	(43-44) 98%	(36-38) 95%
ATTENDANCE	357281	236177
Games/Avg Per Game	6/59547	7/33740
Neutral Site Games		0/0

Name	GP/GS	UTAH	UT	USC	WASH	TOLEDO	USF	BSU	USU	LIBERTY	ISU	UMASS	SDSU	UH
AH YOU, Chaz	11/2	XXX	XXX	XXX	XXX	XXX	XXX	XXX	START	...	XXX	START	...	XXX
ALLGEIER, Tyler	13/-	XXX	XXX	XXX	XXX	XXX	XXX	XXX	XXX	XXX	XXX	XXX	XXX	XXX
ANDERSON, Zayne	2/1	START	XXX
ATAGI, Ethan	2/-	XXX	XXX
BALDWIN, Sam	2/-	XXX	XXX
BARRINGTON, C.	10/4	...	XXX	XXX	START	START	XXX	XXX	XXX	START	XXX	START
BUSHMAN, Matt	13/11	START	XXX	START	START	START	START	START	START	START	XXX	START	START	START
BYWATER, Ben	3/-	XXX	XXX	...	XXX
CHAMBERS, A.	8/-	XXX	XXX	XXX	XXX	XXX	...	XXX	...	XXX	XXX
CHRISTENSEN, B.	13/13	START	START	START	START	START	START	START	START	START	START	START	START	START
COSPER, Brayden	3/-	XXX	...	XXX	XXX
CRIDDLE, M.	9/-	XXX	XXX	XXX	XXX	XXX	XXX	XXX	XXX	XXX
CRITCHLOW, Joe	3/-	XXX	...	XXX	XXX
DAWE, Zac	13/2	START	XXX	XXX	START	XXX	XXX	XXX	XXX	XXX	XXX	XXX	XXX	XXX
EL-BAKRI, B.	11/10	START	START	START	START	START	START	START	START	START	XXX	START
EMPEY, James	13/13	START	START	START	START	START	START	START	START	START	START	START	START	START
ESUKPA, E.	8/3	...	XXX	XXX	XXX	START	START	...	XXX	...	START	XXX
FAUATEA, L.	9/2	XXX	XXX	XXX	XXX	START	XXX	START	XXX	XXX
FINAU, Stone	8/2	...	XXX	...	XXX	XXX	XXX	START	START	XXX	XXX
FONU, Kavika	13/12	XXX	START	START	START	START	START	START	START	START	START	START	START	START
FREELAND, Blake	7/7	START	START	START	START	START	START	START
GAGNIER, Tavita	3/-	XXX	XXX	XXX
GALLOW, Dimitri	4/-	XXX	XXX	XXX	...	XXX
GENTRY, JT	3/-	XXX	...	XXX	XXX
GHANWOLOKU, D.	12/12	START	START	START	START	START	...	START	START	START	START	START	START	START
GRIFFITTS, Kyle	13/-	XXX	XXX	XXX	XXX	XXX	XXX	XXX	XXX	XXX	XXX	XXX	XXX	XXX
HALL, Jaren	7/3	XXX	XXX	XXX	XXX	START	START	...	START
HANNEMANN, A.	1/-	XXX
HARRIS, Koy	10/-	XXX	XXX	XXX	...	XXX	XXX	XXX	XXX	XXX	XXX	XXX
HARRIS, Mitch	13/-	XXX	XXX	XXX	XXX	XXX	XXX	XXX	XXX	XXX	XXX	XXX	XXX	XXX
HAWS, Caden	2/-	XXX	XXX
HERRING, C.	13/12	START	START	START	START	START	START	START	START	START	START	START	START	XXX
HERRON, Isaiah	11/7	...	XXX	START	START	START	START	START	START	START	...	XXX	XXX	XXX
HIFO, Aleva	12/7	START	XXX	START	START	XXX	XXX	XXX	XXX	START	...	START	START	START
HILL, Keanu	3/-	...	XXX	XXX	...	XXX
HOGUE, Tristen	5/5	START	START	START	START	START
IKA, Tevita	3/-	XXX	...	XXX	XXX
JENSEN, Drew	7/-	XXX	XXX	XXX	XXX	...	XXX	XXX	XXX
JOHNSON, B.	8/-	XXX	XXX	...	XXX	XXX	XXX	XXX	XXX	XXX
JONES, Danny	7/-	...	XXX	...	XXX	XXX	XXX	XXX	XXX	XXX	...
KAFENTZIS, A.	13/3	XXX	XXX	XXX	XXX	XXX	XXX	XXX	XXX	START	START	XXX	XXX	START
KAPISI, Jared	2/-	XXX	...	XXX
KATO, Lopini	12/4	XXX	XXX	XXX	XXX	XXX	XXX	XXX	XXX	START	...	START	START	START
KAUFUSI, Devin	13/1	XXX	XXX	XXX	XXX	XXX	XXX	START	XXX	XXX	XXX	XXX	XXX	XXX
KAUFUSI, Isaiah	13/10	START	START	XXX	START	START	START	XXX	XXX	START	START	START	START	START
KAUFUSI, J.	9/-	XXX	XXX	XXX	...	XXX	...	XXX	XXX	XXX	XXX	XXX
LACHANCE, H.	13/-	XXX	XXX	XXX	XXX	XXX	XXX	XXX	XXX	XXX	XXX	XXX	XXX	...
LAULU-PUTUTAU, M	11/3	...	XXX	XXX	XXX	XXX	START	XXX	START	XXX	START	XXX	XXX	...
LEE, Austin	11/11	START	START	START	START	START	START	START	START	START	START	...	START	...
LEIATAUA, U.	12/4	XXX	...	XXX	XXX	START	START	XXX	XXX	XXX	XXX	XXX	START	START
LIVINGSTON, H.	12/1	START	XXX	XXX	XXX	XXX	XXX	XXX	XXX	XXX	XXX	XXX	...	XXX
LONGSON, K.	4/-	XXX	XXX	XXX	XXX
MAHE, Atunaisa	13/2	XXX	START	XXX	XXX	XXX	XXX	XXX	XXX	XXX	XXX	XXX	START	XXX
MANDELL, D.	13/5	START	XXX	XXX	XXX	XXX	XXX	XXX	START	XXX	XXX	START	START	START
McCHESNEY, J.	3/-	XXX	XXX	...	XXX
MCFARLAND, D.	5/-	XXX	XXX	XXX	XXX	...	XXX
MILNE, Dax	13/-	XXX	XXX	XXX	XXX	XXX	XXX	XXX	XXX	XXX	XXX	XXX	XXX	XXX
MOORE, Malik	12/4	XXX	START	START	XXX	XXX	START	XXX	XXX	XXX	XXX	XXX	...	START
NWIGWE, JJ	13/7	XXX	XXX	START	XXX	XXX	START	XXX	START	START	START	XXX	START	START
OLDROYD, Jake	13/-	XXX	XXX	XXX	XXX	XXX	XXX	XXX	XXX	XXX	XXX	XXX	XXX	XXX
PILI, Keenan	11/2	START	XXX	START	...	XXX	XXX	XXX	...	XXX	XXX	XXX	XXX	XXX
PILI, Trajan	13/7	START	START	START	START	XXX	XXX	XXX	XXX	XXX	START	START	START	XXX
POWELL, Sawyer	11/2	XXX	START	XXX	START	XXX	XXX	XXX	XXX	XXX	XXX	XXX
PRICE, Mitchell	10/-	XXX	XXX	XXX	XXX	XXX	XXX	XXX	XXX	XXX	XXX	...
PYPER, Morgan	5/-	XXX	XXX	XXX	XXX	XXX
REX, Isaac	3/-	XXX	XXX	...	XXX
ROMNEY, Baylor	4/2	XXX	START	XXX	START
ROMNEY, Gunner	13/1	XXX	XXX	XXX	XXX	XXX	XXX	XXX	XXX	XXX	START	XXX	XXX	XXX
SALEAPAGA, K.	12/11	START	START	START	START	START	START	...	START	START	START	XXX	START	START
SHOAF, Thomas	5/-	XXX	XXX	XXX	...	XXX	XXX
SHUMWAY, Talon	13/13	START	START	START	START	START	START	START	START	START	START	START	START	START
SIMON, Micah	13/13	START	START	START	START	START	START	START	START	START	START	START	START	START
SOUTHAM, Skyler	13/-	XXX	XXX	XXX	XXX	XXX	XXX	XXX	XXX	XXX	XXX	XXX	XXX	XXX
SUMMERS, Gabe	6/-	XXX	XXX	XXX	XXX	XXX	...	XXX
TANNER, Beau	13/4	XXX	XXX	XXX	XXX	START	START	XXX	XXX	XXX	START	START	XXX	XXX
TOFA, Alden	10/-	XXX	XXX	XXX	XXX	XXX	XXX	XXX	XXX	XXX	XXX
TONGA, Khyris	13/11	START	XXX	START	START	START	START	START	START	START	START	START	XXX	START
TOOLEY, Max	13/2	XXX	XXX	XXX	XXX	XXX	XXX	START	START	XXX	XXX	XXX	XXX	XXX
TUOLOMA, Jeddy	1/-	XXX
TUIOTI-MARINER,	6/1	XXX	START	XXX	XXX	XXX	XXX
TUKUAFU, Joe	4/1	XXX	START	XXX	XXX
UDO, George	8/-	XXX	XXX	XXX	XXX	XXX	XXX	XXX	XXX
WAKE, Masen	12/2	...	START	XXX	XXX	XXX	XXX	START	XXX	XXX	XXX	XXX	XXX	XXX
WARNER, Troy	4/3	XXX	START	START	START
WATANABE, Will	11/-	XXX	XXX	XXX	XXX	XXX	XXX	XXX	XXX	XXX	XXX	XXX
WHEAT, Carter	3/-	XXX	...	XXX	XXX
WHETZEL, Austin	2/-	XXX	...	XXX
WILCOX, Chris	1/1	START
WILGAR, Payton	13/12	XXX	START	START	START	START	START	START	START	START	START	START	START	START
WILLIAMS, T.	4/4	START	START	START	START
WILLIS, Shamon	11/2	XXX	...	XXX	XXX	XXX	XXX	START	XXX	START	XXX	XXX	...	XXX
WILSON, Zach	9/9	START	START	START	START	START	START	START	START	START
WYBLE-MEZA, A.	1/-	XXX

RUSHING									
	GP	Att	Gain	Loss	Net	Avg	TD	Long	Avg/G
FINAU, Sione	8	59	365	6	359	6.1	2	46	44.9
KATOA, Lopini	12	85	371	13	358	4.2	4	16	29.8
McCHESNEY,	3	25	274	0	274	11.0	2	62	91.3
WILLIAMS, Ty'Son	4	49	270	6	264	5.4	3	26	66.0
ESUKPA, Emmanuel	8	46	207	17	190	4.1	2	32	23.8
WILSON, Zach	9	67	312	145	167	2.5	3	26	18.6
HALL, Jaren	7	29	179	40	139	4.8	3	32	19.9
ALLGEIER, Tyler	13	17	123	4	119	7.0	0	36	9.2
HIFO, Aleva	12	23	108	4	104	4.5	2	13	8.7
ROMNEY, Baylor	4	24	84	25	59	2.5	0	18	14.8
SIMON, Micah	13	5	47	0	47	9.4	2	20	3.6
MILNE, Dax	13	4	16	0	16	4.0	0	6	1.2
ROMNEY, Gunner	13	1	6	0	6	6.0	0	6	0.5
WAKE, Masen	12	3	6	0	6	2.0	0	4	0.5
WYBLE, MEZA, Alec	1	3	6	0	6	2.0	0	3	6.0
KAFENTZIS, Austin	13	2	4	0	4	2.0	0	2	0.3
TONGA, Khyiris	13	1	3	0	3	3.0	1	3	0.2
GHANWOLOKU,	12	3	3	0	3	1.0	1	1	0.2
IKA, Tevita	3	3	5	4	1	0.3	0	3	0.3
CRITCHLOW, Joe	3	2	2	5	-3	-1.5	0	2	-1.0
OLDROYD, Jake	13	1	0	4	-4	-4.0	0	0	-0.3
TEAM	10	13	0	50	-50	-3.8	0	0	-5.0
Total.....	13	465	2391	323	2068	4.4	25	62	159.1

PASSING								
	G	Effic	Cmp-Att-	Pct	Yds	TD	Lng	Avg/G
WILSON, Zach	9	130.84	199-319-9	62.4	2382	11	75	264.7
ROMNEY, Baylor	4	159.82	54-85-2	63.5	747	7	77	186.8
HALL, Jaren	7	151.26	31-46-0	67.4	420	1	36	60.0
CRITCHLOW, Joe	3	126.10	9-12-0	75.0	73	0	23	24.3
SIMON, Micah	13	336.27	2-3-0	66.7	57	1	44	4.4
TEAM	10	0.00	0-2-0	0.0	0	0	0	0.0
HIFO, Aleva	12	284.80	1-1-0	100.0	22	0	22	1.8
Total.....	13	139.08	296-468-11	63.2	3701	20	77	284.7
Opponents.....	13	136.19	254-399-15	63.7	2938	22	60	226.0

RECEIVING							
	G	No.	Yds	Avg	TD	Long	Avg/G
SIMON, Micah	13	51	616	12.1	2	64	47.4
BUSHMAN, Matt	13	47	688	14.6	4	44	52.9
SHUMWAY, Talon	13	43	561	13.0	4	48	43.2
HIFO, Aleva	12	42	483	11.5	3	75	40.2
ROMNEY, Gunner	13	31	377	12.2	2	43	29.0
KATOA, Lopini	12	24	288	12.0	1	77	24.0
MILNE, Dax	13	21	285	13.6	2	36	21.9
LAULU-PUTUTAU,Moroni	11	9	124	13.8	1	27	11.3
WILLIAMS, Ty'Son	4	7	47	6.7	0	18	11.8
FINAU, Sione	8	4	29	7.2	0	13	3.6
ALLGEIER, Tyler	13	3	67	22.3	1	57	5.2
HILL, Keanu	3	3	40	13.3	0	17	13.3
IKA, Tevita	3	3	28	9.3	0	18	9.3
ESUKPA, Emmanuel	8	2	12	6.0	0	6	1.5
McCHESNEY, Jackson	3	2	-7	-3.5	0	0	-2.3
REX, Isaac	3	1	23	23.0	0	23	7.7
WILSON, Zach	9	1	19	19.0	0	19	2.1
ROMNEY, Baylor	4	1	13	13.0	0	13	3.2
WHEAT, Carter	3	1	8	8.0	0	8	2.7
Total.....	13	296	3701	12.5	20	77	284.7
Opponents.....	13	254	2938	11.6	22	60	226.0

ALL-PURPOSE YARDS								
	G	Rush	Rec	PR	KOR	IR	Tot	Avg/G
KATOA, Lopini	12	358	288	0	207	0	853	71.1
HIFO, Aleva	12	104	483	222	0	0	809	67.4
BUSHMAN, Matt	13	0	688	0	0	0	688	52.9
SIMON, Micah	13	47	616	0	0	0	663	51.0
SHUMWAY, Talon	13	0	561	0	0	0	561	43.2
MILNE, Dax	13	16	285	57	32	0	390	30.0
FINAU, Sione	8	359	29	0	0	0	388	48.5
ROMNEY, Gunner	13	6	377	-2	0	0	381	29.3
WILLIAMS, Ty'Son	4	264	47	0	0	0	311	77.8
McCHESNEY,	3	274	-7	0	0	0	267	89.0
ALLGEIER, Tyler	13	119	67	0	40	0	226	17.4
ESUKPA, Em-	8	190	12	0	0	0	202	25.2
WILSON, Zach	9	167	19	0	0	0	186	20.7
HALL, Jaren	7	139	0	0	0	0	139	19.9
LAULU-PUTUT-	11	0	124	0	0	0	124	11.3
IKA, Tevita	3	1	28	0	92	0	121	40.3
TANNER, Beau	13	0	0	0	0	73	73	5.6
ROMNEY, Baylor	4	59	13	0	0	0	72	18.0
HILL, Keanu	3	0	40	0	0	0	40	13.3
GHANWOLOKU,	12	3	0	0	27	8	38	3.2
FONUA, Kavika	13	0	0	0	0	36	36	2.8
TOOLEY, Max	13	0	0	0	0	33	33	2.5
WATANABE, Will	11	0	0	0	29	0	29	2.6
LEE, Austin	11	0	0	0	0	26	26	2.4
WILGAR, Payton	13	0	0	0	0	26	26	2.0
REX, Isaac	3	0	23	0	0	0	23	7.7
AH YOU, Chaz	11	0	0	0	0	14	14	1.3
KAUFUSI, Jackson	9	0	0	0	0	13	13	1.4
KAUFUSI, Isaiah	13	0	0	0	0	10	10	0.8
WHEAT, Carter	3	0	8	0	0	0	8	2.7
WYBLE, MEZA,	1	6	0	0	0	0	6	6.0
WAKE, Masen	12	6	0	0	0	0	6	0.5
GRIFFITTS, Kyle	13	0	0	6	0	0	6	0.5
KAFENTZIS, Austin	13	4	0	0	0	0	4	0.3
TONGA, Khyiris	13	3	0	0	0	0	3	0.2
NWIGWE, JJ	13	0	0	0	0	1	1	0.1
CRITCHLOW, Joe	3	-3	0	0	0	0	-3	-1.0
OLDROYD, Jake	13	-4	0	0	0	0	-4	-0.3

TOTAL OFFENSE						
	G	Plays	Rush	Pass	Total	Avg/G
WILSON, Zach	9	386	167	2382	2549	283.2
ROMNEY, Baylor	4	109	59	747	806	201.5
HALL, Jaren	7	75	139	420	559	79.9
FINAU, Sione	8	59	359	0	359	44.9
KATOA, Lopini	12	85	358	0	358	29.8
McCHESNEY, Jackson	3	25	274	0	274	91.3
WILLIAMS, Ty'Son	4	49	264	0	264	66.0
ESUKPA, Emmanuel	8	46	190	0	190	23.8
HIFO, Aleva	12	24	104	22	126	10.5
ALLGEIER, Tyler	13	17	119	0	119	9.2
SIMON, Micah	13	8	47	57	104	8.0
CRITCHLOW, Joe	3	14	-3	73	70	23.3
MILNE, Dax	13	4	16	0	16	1.2
WAKE, Masen	12	3	6	0	6	0.5
ROMNEY, Gunner	13	1	6	0	6	0.5
WYBLE, MEZA, Alec	1	3	6	0	6	6.0
KAFENTZIS, Austin	13	2	4	0	4	0.3
TONGA, Khyiris	13	1	3	0	3	0.2
GHANWOLOKU, Dayan	12	3	3	0	3	0.2
IKA, Tevita	3	3	1	0	1	0.3
OLDROYD, Jake	13	1	-4	0	-4	-0.3
TEAM	10	15	-50	0	-50	-5.0
Total.....	13	933	2068	3701	5769	443.8
Opponents.....	13	914	2178	2938	5116	393.5

**DEFENSE**

	Tackles				Sacks	Pass Defense				Fumbles	Misc.		
GP-GS	Solo	Ast	Total	TFL/Yds	No-Yards	Int-	BrUp	QBH	Rcv- FF	BLK	Saf		
FONUA, Kavika	13-12	46	37	83	3.0-3	1.0-1	2-36	3	1	.	1	.	.
GHANWOLOKU, Dayan	12-12	48	14	62	4.5-19	2.0-14	2-8	3	.	2-0	1	.	.
KAUFUSI, Isaiah	13-10	41	19	60	4.5-8	.	2-10	5	.	2-1	.	.	.
LEE, Austin	11-11	36	19	55	2.0-4	.	1-26	4
WILGAR, Payton	13-12	36	18	54	4.5-7	.	3-26	1
TOOLEY, Max	13-2	29	19	48	2.0-5	.	1-33	1
TONGA, Khyiris	13-11	28	17	45	4.0-18	1.0-6	.	2	1
EL-BAKRI, Bracken	11-10	18	19	37	1.5-4
AH YOU, Chaz	11-2	24	7	31	5.5-16	1.0-6	1-14	3	.	1-0	1	.	.
ALLGEIER, Tyler	13-0	19	7	26	1.0-4	0.5-4	.	1	.	.	1	.	.
PILI, Keenan	11-2	17	8	25	1.5-9	1.0-8	.	2
HERRON, Isaiah	11-7	17	5	22	2.0-10	.	.	2
DAWE, Zac	13-2	11	11	22	2.5-15	1.5-13
MAHE, Atunaisa	13-2	14	8	22	3.0-16	2.0-15	.	.	2
NWIGWE, JJ	13-7	12	9	21	4.0-19	2.0-18	1-1	.	2	.	1	.	.
FAUATEA, Lorenzo	9-2	14	7	21	3.0-11	2.0-8	.	.	1	.	1	.	.
KAUFUSI, Jackson	9-0	8	13	21	.	.	1-13
MANDELL, D'Angelo	13-5	17	4	21	2.0-7	.	.	.	1
POWELL, Sawyer	11-2	13	7	20	.	.	.	1
LEIATAUA, Uriah	12-4	9	10	19	2.5-11	1.0-8	.	.	1
KAFENTZIS, Austin	13-3	6	10	16	1.0-6	1.0-6	.	2	.	.	1	.	.
TANNER, Beau	13-4	11	5	16	0.5-1	.	1-73	2
MOORE, Malik	12-4	10	4	14
WILLIS, Shamon	11-2	11	1	12	1.0-4	.	.	5
WARNER, Troy	4-3	8	3	11
PILI, Trajan	13-7	6	4	10	2.0-4	1.0-1
KAUFUSI, Devin	13-1	4	6	10	.	.	.	2	1	1-0	.	.	.
ANDERSON, Zayne	2-1	8	2	10	0.5-1	.	.	1
LIVINGSTON, Hayden	12-1	6	2	8	1-0	.	.	.
BYWATER, Ben	3-0	5	3	8
JENSEN, Drew	7-0	.	8	8	.	.	.	1
SUMMERS, Gabe	6-0	5	3	8	1.0-2
SIMON, Micah	13-13	4	1	5
TUIOTI-MARINER, Earl	6-1	3	1	4
CRIDDLE, Matthew	9-0	1	3	4
TOFA, Alden	10-0	1	3	4	1.0-1
FINAU, Sione	8-2	3	.	3
GALLOW, Dimitri	4-0	2	1	3
SOUTHAM, Skyler	13-0	1	2	3
JOHNSON, Batchlor	8-0	2	.	2
PRICE, Mitchell	10-0	2	.	2
GAGNIER, Tavita	3-0	1	1	2
HARRIS, Koy	10-0	1	1	2	1	.	.
PYPER, Morgan	5-0	1	1	2
WILSON, Zach	9-9	1	1	2
SHUMWAY, Talon	13-13	1	1	2
WATANABE, Will	11-0	2	.	2
TEAM	10-0	1	.	1	1.0-3	1	.	.
BALDWIN, Sam	2-0	.	1	1
HANNEMANN, Ammon	1-0	1	.	1
WILCOX, Chris	1-1	1	.	1
BUSHMAN, Matt	13-11	.	1	1
UDO, George	8-0	1	.	1
CHAMBERS, Austin	8-0	.	1	1
OLDROYD, Jake	13-0	1	.	1
HERRING, Chandon	13-12	1	.	1
GRIFFITTS, Kyle	13-0	1	.
Total.....	13-0	569	328	897	61-208	17-108	15-	41	10	7-1	9	1	.
Opponents.....	13-0	546	294	840	73.0-280	29-174	11-	60	21	10-	10	.	.

PUNTING

	No.	Yds	Avg	Long	TB	FC	I20	50+	Blkd
OLDROYD, Jake	42	1813	43.2	56	2	11	14	9	0
JONES, Danny	11	396	36.0	52	0	6	7	1	0
Total.....	53	2209	41.7	56	2	17	21	10	0
Opponents.....	61	2635	43.2	61	2	24	24	18	1

INTERCEPTIONS

	No.	Yds	Avg	TD	Long
WILGAR, Payton	3	26	8.7	0	17
GHANWOLOKU, Dayan	2	8	4.0	0	8
FONUA, Kavika	2	36	18.0	0	20
KAUFUSI, Isaiah	2	10	5.0	0	10
NWIGWE, JJ	1	1	1.0	0	1
TOOLEY, Max	1	33	33.0	0	33
TANNER, Beau	1	73	73.0	0	73
KAUFUSI, Jackson	1	13	13.0	0	13
LEE, Austin	1	26	26.0	1	26
AH YOU, Chaz	1	14	14.0	0	14
Total.....	15	240	16.0	1	73
Opponents.....	11	198	18.0	2	58

FUMBLE RETURNS

	No.	Yds	Avg	TD	Long
KAUFUSI, Isaiah	1	1	1.0	0	1
Total.....	1	1	1.0	0	1
Opponents.....	3	80	26.7	1	69

FIELD GOALS

	FGM-FGA	Pct	01-19	20-29	30-39	40-49	50-99	Lg	Blk
OLDROYD, Jake	16-24	66.7	0-0	5-6	6-10	3-6	2-2	54	0
SOUTHAM, Skyler	1-3	33.3	0-0	1-3	0-0	0-0	0-0	24	0

FIELD GOAL SEQUENCE () denotes made field goal

	BYU Cougars	OPPONENTS
UTAH	(32),(37)	(41),25
Tennessee	(31),(42),(33)	(51),(39),(22),(40)
USC	(23),44,(32),(43)	(27),(52)
Washington	(43),(54)	(30)
TOLEDO	39,42	(45),(26)
USF	(51),(22),(28),39	-
Boise State	38	(38),36
Utah State	-	-
LIBERTY	(24)	42,(24)
Idaho State	38	(27)
Massachusetts	28	(29)
San Diego State	(24),26,26	(44),(27)
Hawai'i	(37),(20),41	(46),40

KICKOFFS

	No.	Yds	Avg	TB	OB
SOUTHAM, Skyler	69	4045	58.6	18	1
OLDROYD, Jake	4	217	54.2	0	0
Total.....	73	4262	58.4	18	1
Opponents.....	68	4168	61.3	43	0

KICK RETURNS

	No.	Yds	Avg	TD	Long
KATOA, Lopini	8	207	25.9	0	48
IKA, Tevita	5	92	18.4	0	23
ALLGEIER, Tyler	2	40	20.0	0	23
MILNE, Dax	2	32	16.0	0	20
GHANWOLOKU, Dayan	2	27	13.5	0	15
WAKE, Masen	1	0	0.0	0	0
WATANABE, Will	1	29	29.0	0	29
KAUFUSI, Isaiah	1	0	0.0	0	0
Total.....	22	427	19.4	0	48

PUNT RETURNS

	No.	Yds	Avg	TD	Long
HIFO, Aleava	14	222	15.9	0	52
MILNE, Dax	5	57	11.4	0	31
GRIFFITTS, Kyle	1	6	6.0	0	0
ROMNEY, Gunner	1	-2	-2.0	0	0
Total.....	21	283	13.5	0	52
Opponents.....	16	184	11.5	1	88

SCORING			PAT						
	TD	FGs	Kick	Rush	Rcv	Pass	DXP	Saf	Pts
OLDROYD, Jake	0	16-24	40-41	0-0	0	0-0	0	0	88
HIFO, Aleva	5	0-0	0-0	0-0	0	0-0	0	0	30
KATO, Lopini	5	0-0	0-0	0-0	0	0-0	0	0	30
BUSHMAN, Matt	4	0-0	0-0	0-0	0	0-0	0	0	24
SIMON, Micah	4	0-0	0-0	0-0	0	0-0	0	0	24
SHUMWAY, Talon	4	0-0	0-0	0-0	0	0-0	0	0	24
WILSON, Zach	3	0-0	0-0	0-1	0	0-0	0	0	18
HALL, Jaren	3	0-0	0-0	0-0	0	0-0	0	0	18
WILLIAMS, Ty'Son	3	0-0	0-0	0-0	0	0-0	0	0	18
FINAU, Sione	2	0-0	0-0	0-0	0	0-0	0	0	12
ROMNEY, Gunner	2	0-0	0-0	0-0	0	0-0	0	0	12
ESUKPA, Emmanuel	2	0-0	0-0	0-0	0	0-0	0	0	12
MILNE, Dax	2	0-0	0-0	0-0	0	0-0	0	0	12
McCHESNEY, Jackson	2	0-0	0-0	0-0	0	0-0	0	0	12
LAULU-PUTUTAU, Mo-	1	0-0	0-0	0-0	0	0-0	0	0	6
TONGA, Khyiris	1	0-0	0-0	0-0	0	0-0	0	0	6
LEE, Austin	1	0-0	0-0	0-0	0	0-0	0	0	6
GHANWOLOKU, Dayan	1	0-0	0-0	0-0	0	0-0	0	0	6
SOUTHAM, Skyler	0	1-3	3-3	0-0	0	0-0	0	0	6
ALLGEIER, Tyler	1	0-0	0-0	0-0	0	0-0	0	0	6
Total.....	46	17-27	43-44	0-1	0	0-0	0	0	370
Opponents.....	40	17-21	36-38	0-0	2	2-2	0	0	331

BYU INSIDE RED ZONE										Failed to score				
Opponent	Times	Scored	Pts	TD	R TD	P TD	FGM	FGA	downs	Int	Fumb	Half	Game	
UTAH	3	3	12	1	1	0	2	0	0	0	0	0	0	
at Tennessee	5	5	26	3	2	1	2	0	0	0	0	0	0	
USC	5	4	20	2	2	0	2	0	1	0	0	0	0	
Washington	4	3	16	2	1	1	1	0	0	0	1	0	0	
at TOLEDO	2	1	7	1	0	1	0	1	0	0	0	0	0	
at USF	4	2	6	0	0	0	2	0	2	0	0	0	0	
Boise State	2	1	7	1	1	0	0	1	0	0	0	0	0	
at Utah State	9	6	42	6	4	2	0	0	0	1	1	1	0	
LIBERTY	3	3	17	2	0	2	1	0	0	0	0	0	0	
Idaho State	6	4	28	4	3	1	0	1	0	0	0	1	0	
at UMASS	7	5	35	5	3	2	0	1	0	0	0	1	0	
at SDSU	3	1	3	0	0	0	1	2	0	0	0	0	0	
at Hawai'i	7	6	34	4	4	0	2	0	0	0	1	0	0	
Totals	60	44	253	31	21	10	13	6	3	1	3	3	0	

OPPONENTS INSIDE RED ZONE										Failed to score				
Opponent	Times	Scored	Pts	TD	R TD	P TD	FGM	FGA	downs	Int	Fumb	Half	Game	
UTAH	4	2	14	2	2	0	0	1	0	0	0	1	0	
at Tennessee	4	3	17	2	0	2	1	0	1	0	0	0	0	
USC	3	3	17	2	1	1	1	0	0	0	0	0	0	
Washington	5	4	24	3	1	2	1	0	1	0	0	0	0	
at TOLEDO	4	4	25	3	2	1	1	0	0	0	0	0	0	
at USF	3	3	20	3	3	0	0	0	0	0	0	0	0	
Boise State	5	4	25	3	1	2	1	1	0	0	0	0	0	
at Utah State	3	1	7	1	1	0	0	0	1	0	1	0	0	
LIBERTY	3	3	17	2	0	2	1	0	0	0	0	0	0	
Idaho State	1	1	3	0	0	0	1	0	0	0	0	0	0	
at Massa-	4	3	17	2	0	2	1	0	1	0	0	0	0	
at San Diego	2	1	3	0	0	0	1	0	1	0	0	0	0	
at Hawai'i	4	4	24	3	1	2	1	0	0	0	0	0	0	
Totals	45	36	213	26	12	14	10	2	5	0	1	1	0	

SCORING DRIVES					
Q	Opponent	Scoring Play		P-Yds-TOP	
2	Utah	Jake Oldroyd 32-yard field goal		12-59-3:54	
2	Utah	Jake Oldroyd 37-yard field goal		9-55-4:25	
4	Utah	Ty'Son Williams 10-yard run (2-pt failed)		9-75-3:06	
1	Tennessee	Jake Oldroyd 31-yard field goal		10-61-4:34	
3	Tennessee	Ty'Son Williams 16-yard run (Oldroyd kick)		3-20-1:20	
4	Tennessee	Jake Oldroyd 42-yard field goal		10-50-4:23	
4	Tennessee	Jake Oldroyd 33-yard field goal		5-68-1:00	
10T	Tennessee	Talon Shumway 14-yard pass from Zach Wilson (Oldroyd kick)		3-25-0:00	
20T	Tennessee	Ty'Son Williams 5-yard run		3-25-0:00	
1	USC	Dayan Ghanwoloku 1-yard run (Oldroyd kick)		4-28-1:10	
1	USC	Jake Oldroyd 23-yard field goal		5-21-1:52	
2	USC	Dax Milne 30-yard pass from Zach Wilson (Oldroyd kick)		9-74-4:25	
4	USC	Jake Oldroyd 32-yard field goal		7-61-2:32	
4	USC	Zach Wilson 16-yard run (Oldroyd kick)		3-52-0:57	
10T	USC	Jake Oldroyd 43-yard field goal		4-(-2)-0:00	
1	Washington	Jake Oldroyd 43-yard field goal		8-50-2:39	
2	Washington	Emmanuel Esukpa 1-yard run (kick failed)		5-75-2:38	
2	Washington	Jake Oldroyd 54-yard field goal		13-59-3:47	
4	Washington	Matt Bushman 7-yard pass from Zach Wilson (Jake Oldroyd kick)		1-7-0:02	
2	Toledo	Emmanuel Esukpa 32-yard run (Jake Oldroyd kick)		3-35-1:32	
3	Toledo	Aleva Hifo 75-yard pass from Zach Wilson (Skyler Southam kick)		3-75-0:20	
3	Toledo	Aleva Hifo 3-yard pass from Zach Wilson (Skyler Southam kick)		3-23-0:27	
1	USF	Jake Oldroyd 51-yard field goal		11-42-4:56	
2	USF	Dax Milne 35-yard pass from Jaren Hall (Jake Oldroyd kick)		8-74-3:26	
2	USF	Jake Oldroyd 22-yard field goal		12-63-3:58	
2	USF	Jake Oldroyd 28-yard field goal		14-64-5:25	
3	USF	Jaren Hall 29-yard run (Jake Oldroyd kick)		5-70-1:54	
1	Boise State	Lopini Katoa 4-yard run (Jake Oldroyd kick)		16-78-6:49	
3	Boise State	Sione Finau 46-yard run (Jake Oldroyd kick)		4-75-1:57	
3	Boise State	Matt Bushman 27-yard pass from Baylor Romney (Jake Oldroyd kick)		5-80-2:57	
3	Boise State	Matt Bushman 39-yard pass from Baylor Romney (Jake Oldroyd kick)		2-41-0:42	
1	Utah State	Aleva Hifo 6-yard run (Jake Oldroyd kick)		11-93-4:36	
2	Utah State	Jaren Hall 16-yard run (Jake Oldroyd kick)		1-16-0:06	
2	Utah State	Jaren Hall 7-yard run (Jake Oldroyd kick)		7-71-3:30	
3	Utah State	Micah Simon 11-yard pass from Baylor Romney (Jake Oldroyd kick)		7-75-3:13	
3	Utah State	Gunner Romney 1-yard pass from Baylor Romney (Jake Oldroyd kick)		7-68-2:53	
4	Utah State	Lopini Katoa 6-yard run (Jake Oldroyd kick)		10-99-5:00	
1	Liberty	Micah Simon 2-yard pass from Baylor Romney (Jake Oldroyd kick)		8-75-3:08	
2	Liberty	Jake Oldroyd 24-yard field goal		14-69-5:23	
2	Liberty	Matt Bushman 44-yard pass from Micah Simon (Jake Oldroyd kick)		2-60-0:47	
3	Liberty	Aleva Hifo 41-yard pass from Baylor Romney (Jake Oldroyd kick)		8-75-3:47	
4	Liberty	Moroni Laulu-Pututau 17-yard pass from Baylor Romney (Jake Oldroyd kick)		9-68-3:46	
1	Idaho State	Austin Lee 26-yard interception return (Jake Oldroyd kick)		--	
2	Idaho State	Micah Simon 12-yard run (Jake Oldroyd kick)		11-77-4:12	
2	Idaho State	Sione Finau 16-yard run (Jake Oldroyd kick)		8-75-3:01	
2	Idaho State	Talon Shumway 26-yard pass from Zach Wilson (Jake Oldroyd kick)		2-27-0:54	
3	Idaho State	Talon Shumway 3-yard pass from Zach Wilson (Jake Oldroyd kick)		6-60-2:23	
3	Idaho State	Khyiris Tonga 3-yard run (Jake Oldroyd kick)		2-26-0:53	
1	UMass	Tyler Allgeier 57-yard pass from Zach Wilosn (Jake Oldroyd kick)		6-87-2:50	
2	UMass	Lopini Katoa 3-yard run (Jake Oldroyd kick)		13-88-6:14	
2	UMass	Talon Shumway 48-yard pass from Zach Wilson (Jake Oldroyd kick)		1-48-0:09	
2	UMass	Lopini Katoa 14-yard pass from Zach Wilson (Jake Oldroyd kick)		6-58-2:39	
2	UMass	Jackson McChesney 44-yard run (Jake Oldroyd kick)		2-59-0:43	
2	UMass	Gunner Romney 18-yard pass from Zach Wilson (Jake Oldroyd kick)		2-22-0:43	
2	UMass	Aleva Hifo 5-yard run (Jake Oldroyd kick)		7-59-2:58	
3	UMass	Jackson McChesney 12-yard run (Skyler Southam kick)		2-74-0:44	
1	SDSU	Skyler Southam 24-yard field goal		7-39-2:36	
1	Hawai'i	Lopini Katoa 1-yard run (Jake Oldroyd kick)		10-73-3:57	
2	Hawai'i	Zach Wilson 1-yard run (Jake Oldroyd kick)		8-75-3:51	
2	Hawai'i	Micah Simon 11-yard run (Jake Oldroyd kick)		7-75-2:34	
2	Hawai'i	Jake Oldroyd 37-yard field goal		8-50-0:58	
3	Hawai'i	Zach Wilson 2-yard run (Jake Oldroyd kick)		2-6-0:39	
4	Hawai'i	Jake Oldroyd 20-yard field goal		8-54-3:09	

BYU INDIVIDUAL GAME HIGHS

Rushes	19	WILLIAMS, Ty'Son vs USC (Sep 14, 2019)
Yards Rushing	228	McCHESNEY, Jackson at Massachusetts (Nov 23, 2019)
TD Rushes	2	WILLIAMS, Ty'Son at Tennessee (Sep 07, 2019)
		HALL, Jaren at Utah State (Nov 02, 2019)
		McCHESNEY, Jackson at Massachusetts (Nov 23, 2019)
		WILSON, Zach at Hawai'i (Dec 24, 2019)
Long Rush	62	McCHESNEY, Jackson at Massachusetts (Nov 23, 2019)
Pass attempts	53	WILSON, Zach at San Diego State (Nov 30, 2019)
Pass completions	31	WILSON, Zach at San Diego State (Nov 30, 2019)
Yards Passing	316	WILSON, Zach at San Diego State (Nov 30, 2019)
TD Passes	4	WILSON, Zach at Massachusetts (Nov 23, 2019)
Long Pass	77	ROMNEY, Baylor at Utah State (Nov 02, 2019)
Receptions	7	SIMON, Micah at Tennessee (Sep 07, 2019)
		SIMON, Micah vs LIBERTY (Nov 09, 2019)
		SIMON, Micah vs Idaho State (Nov 16, 2019)
Yards Receiving	129	KATOA, Lopini at Utah State (Nov 02, 2019)
TD Receptions	2	HIFO, Aleva at TOLEDO (Sep 28, 2019)
		BUSHMAN, Matt vs Boise State (Oct 19, 2019)
		SHUMWAY, Talon vs Idaho State (Nov 16, 2019)
Long Reception	77	KATOA, Lopini at Utah State (Nov 02, 2019)
Field Goals	3	OLDROYD, Jake at Tennessee (Sep 07, 2019)
		OLDROYD, Jake vs USC (Sep 14, 2019)
		OLDROYD, Jake at USC (Oct 12, 2019)
Long Field Goal	54	OLDROYD, Jake vs Washington (Sep 21, 2019)
Punts	5	OLDROYD, Jake vs Boise State (Oct 19, 2019)
Punting Avg	50.2	OLDROYD, Jake at Tennessee (Sep 07, 2019)
Long Punt	56	OLDROYD, Jake vs UTAH (Aug 29, 2019)
		OLDROYD, Jake vs USC (Sep 14, 2019)
		OLDROYD, Jake at Hawai'i (Dec 24, 2019)
Punts inside 20	3	OLDROYD, Jake at Hawai'i (Dec 24, 2019)
Long Punt Return	52	HIFO, Aleva at Hawai'i (Dec 24, 2019)
Long Kickoff	48	KATOA, Lopini vs Washington (Sep 21, 2019)
Tackles	13	FONUA, Kavika vs USC (Sep 14, 2019)
Sacks	2.0	NWIGWE, JJ at Hawai'i (Dec 24, 2019)
Tackles For Loss	2.5	NWIGWE, JJ at Hawai'i (Dec 24, 2019)
Interceptions	1	15 players

BYU TEAM GAME HIGHS

Rushes	56	at USF (Oct 12, 2019)
Yards Rushing	320	at Massachusetts (Nov 23, 2019)
Yards Per Rush	8.0	at Massachusetts (Nov 23, 2019)
TD Rushes	4	at Utah State (Nov 02, 2019)
		at Massachusetts (Nov 23, 2019)
		at Hawai'i (Dec 24, 2019)
Pass attempts	54	at San Diego State (Nov 30, 2019)
Pass completions	32	at San Diego State (Nov 30, 2019)
Yards Passing	418	at Utah State (Nov 02, 2019)
Yards Per Pass	12.7	at Utah State (Nov 02, 2019)
TD Passes	4	vs LIBERTY (Nov 09, 2019)
		at Massachusetts (Nov 23, 2019)
Total Plays	89	at USF (Oct 12, 2019)
Total Offense	639	at Utah State (Nov 02, 2019)
Yards Per Play	9.2	at Massachusetts (Nov 23, 2019)
Points	56	at Massachusetts (Nov 23, 2019)
Sacks By	5	at Hawai'i (Dec 24, 2019)
First Downs	31	at Utah State (Nov 02, 2019)
Penalties	12	vs Idaho State (Nov 16, 2019)
Penalty Yards	85	vs Idaho State (Nov 16, 2019)
Turnovers	3	5 games
Interceptions By	3	vs USC (Sep 14, 2019)
		at Utah State (Nov 02, 2019)
Punts	6	at Tennessee (Sep 07, 2019)
Punting Avg	49.0	vs UTAH (Aug 29, 2019)
Long Punt	56	vs UTAH (Aug 29, 2019)
		vs USC (Sep 14, 2019)
		at Hawai'i (Dec 24, 2019)
Punts inside 20	3	at Hawai'i (Dec 24, 2019)
Long Punt Return	52	at Hawai'i (Dec 24, 2019)

OPPONENT INDIVIDUAL GAME HIGHS

Rushes	29	Moss, Zack, vs UTAH (Aug 29, 2019)
Yards Rushing	187	Moss, Zack, vs UTAH (Aug 29, 2019)
TD Rushes	2	CRONKRITE, J, at USF (Oct 12, 2019)
Long Rush	54	RANGO, Malakai, vs Idaho State (Nov 16, 2019)
Pass attempts	49	LOVE, Jordan, at Utah State (Nov 02, 2019)
Pass completions	29	LOVE, Jordan, at Utah State (Nov 02, 2019)
Yards Passing	493	MCDONALD, Cole, at Hawai'i (Dec 24, 2019)
TD Passes	4	MCDONALD, Cole, at Hawai'i (Dec 24, 2019)
Long Pass	60	Slovis, Kedon, vs USC (Sep 14, 2019)
Receptions	10	GANDY-GOLDEN,A., vs LIBERTY (Nov 09, 2019)
Yards Receiving	162	GANDY-GOLDEN,A., vs LIBERTY (Nov 09, 2019)
TD Receptions	2	Jennings,J., at Tennessee (Sep 07, 2019)
		Pittman, Michae, vs USC (Sep 14, 2019)
		FOUTZ, Z., vs LIBERTY (Nov 09, 2019)
		SMART, Jared, at Hawai'i (Dec 24, 2019)
Long Reception	60	Krommenhoek, Er, vs USC (Sep 14, 2019)
Field Goals	4	Cimaglia,B., at Tennessee (Sep 07, 2019)
Long Field Goal	52	McGrath, Chase, vs USC (Sep 14, 2019)
Punts	8	GEORGOPOULOS, G, at Massachusetts (Nov 23, 2019)
Punting Avg	52.8	SCHNEIDER, T, at USF (Oct 12, 2019)
Long Punt	61	SCHNEIDER, T, at USF (Oct 12, 2019)
Punts inside 20	4	HEICKLEN, B., at San Diego State (Nov 30, 2019)
Long Punt Return	88	Fuller, Aaron, vs Washington (Sep 21, 2019)
Long Kickoff	61	SANDERS, B, at USF (Oct 12, 2019)
Tackles	16	AGUIRRE, Adkin, vs Idaho State (Nov 16, 2019)
Sacks	2.0	Bumphus,L., at Tennessee (Sep 07, 2019)
		GRIER, Antonio, at USF (Oct 12, 2019)
Tackles For Loss	3.0	OGBONNA, C., at Massachusetts (Nov 23, 2019)
Interceptions	2	BETHLEY, Khoury, at Hawai'i (Dec 24, 2019)

OPPONENT INDIVIDUAL GAME HIGHS

Rushes	56	at TOLEDO (Sep 28, 2019)
Yards Rushing	262	vs UTAH (Aug 29, 2019)
Yards Per Rush	5.5	at USF (Oct 12, 2019)
TD Rushes	3	at USF (Oct 12, 2019)
Pass attempts	49	at Utah State (Nov 02, 2019)
Pass completions	29	at Utah State (Nov 02, 2019)
Yards Passing	493	at Hawai'i (Dec 24, 2019)
Yards Per Pass	10.5	at Hawai'i (Dec 24, 2019)
TD Passes	4	at Hawai'i (Dec 24, 2019)
Total Plays	84	at TOLEDO (Sep 28, 2019)
Total Offense	521	at Utah State (Nov 02, 2019)
Yards Per Play	7.1	vs Washington (Sep 21, 2019)
Points	45	vs Washington (Sep 21, 2019)
Sacks By	6	at USF (Oct 12, 2019)
First Downs	27	vs Washington (Sep 21, 2019)
		at TOLEDO (Sep 28, 2019)
Penalties	11	at USF (Oct 12, 2019)
Penalty Yards	105	at USF (Oct 12, 2019)
Turnovers	5	at Utah State (Nov 02, 2019)
Interceptions By	2	vs UTAH (Aug 29, 2019)
		at San Diego State (Nov 30, 2019)
		at Hawai'i (Dec 24, 2019)
Punts	8	at Massachusetts (Nov 23, 2019)
Punting Avg	52.8	at USF (Oct 12, 2019)
Long Punt	61	at USF (Oct 12, 2019)
Punts inside 20	4	at San Diego State (Nov 30, 2019)
Long Punt Return	88	vs Washington (Sep 21, 2019)

1984 NATIONAL CHAMPIONS



13-0

Sept. 1	at No. 3 Pittsburgh	W 20-14
Sept. 8	Baylor	W 47-13
Sept. 15	Tulsa	W 38-15
Sept. 22	at Hawaii	W 18-13
Oct. 6	at Colorado State	W 52-9
Oct. 13	Wyoming	W 41-38
Oct. 20	at Air Force	W 30-25
Oct. 25	at New Mexico	W 48-0
Nov. 3	UTEP	W 42-9
Nov. 10	San Diego State	W 34-3
Nov. 17	at Utah	W 24-14
Nov. 24	Utah State	W 38-13
Dec. 21	vs. Michigan	W 24-17



The Cougars were named No. 1 by the Associated Press, the United Press International, Sports Illustrated, CNN-USA Today and the Football Writers of America after finishing the season with a perfect 13-0 record. LaVell Edwards was selected as the NCAA National Coach of the Year and was invited to visit President Ronald Reagan at the White House.

The season featured several game-saving plays as the Cougars moved their way up the rankings. Quarterback Robbie Bosco connected with wide receiver Adam Haysbert for a 50-yard touchdown pass with 1:37 left to play to take the lead in the season-opening win at No. 3 Pittsburgh.

Safety Kyle Morrell's timed leap over the center to stop a quarterback sneak short of the goal line gave BYU the momentum they needed to foil Hawaii's upset attempt. Tight end David Mills was poked in the eye, but came through with a leaping grab in the end zone to help BYU overcome Wyoming 41-38 in the homecoming game.

The Cougars ascended to the No. 1 spot on Nov. 17 following a 24-14 victory at Utah combined with a Nebraska loss to Oklahoma and a Navy upset over unbeaten and then No. 2 South Carolina. The Cougars main-



tained their No. 1 ranking heading into the bowl game after defeating Utah State 38-13 in the final contest of the regular season.

With a TV blimp in the sky over Jack Murphy Stadium, Bosco left the Holiday Bowl in the first quarter with an ankle injury, but returned late in the second taped up and played in the shotgun to finish the game. BYU trailed 17-10 after Michigan hit a field goal to begin the fourth quarter. The Cougars then took over the game, Bosco completed seven pass attempts to five different receivers and hit wide receiver Glen Kozlowski between two Michigan defenders for the game-tying touchdown.

Michigan threatened to score again, but linebacker Kurt Gouveia sacked the Wolverine quarterback for a 16-yard loss to force a punt. BYU moved the ball 70 yards to the Michigan 13-yard line when Bosco scrambled up the middle, keeping his eyes down field, and drilled the ball into running back Kelly Smith for the game-winning touchdown.

Controversy was abundant as many of the so-called experts such as NBC announcer Bryant Gumbell and Oklahoma head coach Barry Switzer accused BYU of playing a "Bo-Diddley Tech" schedule. However, at the end of the season BYU was the only team unscathed and without a loss.




1984 FINAL POLLS

ASSOCIATED PRESS

1. BYU (38)	1,160
2. Washington (16)	1,140
3. Florida (6)	1,092
4. Nebraska	1,017
5. Boston College	932
6. Oklahoma	883
7. Oklahoma St.	864
8. SMU	761
9. UCLA	613
10. USC	596

USA TODAY/CNN

1. BYU (38)	789
2. Washington (3)	751
3. Florida (3)	746
4. Nebraska	689
5. Oklahoma	660
6. Boston College	648
7. Oklahoma St.	625
8. SMU	543
9. Maryland	512
10. USC	486



REMEMBERING COLLEGE FOOTBALL HALL OF FAME HEAD COACH LAVELL EDWARDS

257 CAREER VICTORIES • 19 CONFERENCE TITLES • 1 NATIONAL CHAMPIONSHIP

Legendary BYU head football coach LaVell Edwards passed away Dec. 29, 2016 at the age of 86 surrounded by his wife Patti and his family.

Edwards, a coaching icon in college football, led the Cougars for 29 seasons from 1972 to 2000. He amassed 257 victories, which ranks seventh in NCAA Division I history. In addition, Edwards led BYU to the 1984 National Championship and was inducted into the College Football Hall of Fame in 2004.

"I love LaVell Edwards. He came into my life, and the life of many others, at just the right time," BYU director of athletics Tom Holmoe said. "I had the influence of a great coach, a wonderful person, a disciple of Christ, a loyal family man and a true friend, from the day I met him until the day he passed away. LaVell had a pure heart. He was the dream coach of every parent. His example will forever be with me and I will strive to live a life of love as he always did."

Known for his stoic sideline demeanor and quick-witted humor, Edwards was once labeled by USA Today as a "national coaching treasure." Beloved not only in coaching circles and all of Cougar Nation, but especially by the many hundreds of players under his tutelage, including current head coach Kalani Sitake who was a full-back and team captain for the Cougars.

In 1972, Edwards assumed command of a BYU program that had won just 173 games over 47 seasons, including just 14 winning seasons. The Cougars had never been to a bowl game and had just one conference championship prior to Edwards' promotion to head coach.

Undaunted by the formidable rebuilding task that lay ahead, Edwards wasted little time in transforming BYU into a national power, pioneering an aggressive and innovative passing attack that led

BYU to conference titles in 19 of 29 seasons and an overall record of 257-101-3.

In his first season as the head coach, he gave BYU fans a glimpse of the future. Edwards led the Cougars to a 7-4 overall record, including a 16-7 win over in-state rival Utah. Just two seasons later, Edwards had the team rolling. The Cougars won the WAC Championship after a 48-20 victory over the Utes and accepted an invitation to the Fiesta Bowl -- the team's first-ever bowl appearance, starting a run of 22 bowls in 29 years. The 1974 season turned out to be the first of 27 straight non-losing seasons.

After recording an 11-1 record in 1979, a 12-1 record in 1980 another 11-win season in 1981, eight more wins in '82, and 11 additional wins in 1983, Edwards led BYU to a perfect 13-0 season in 1984. Following a 24-17 win over Michigan in the Holiday Bowl, the Cougars were crowned national champions. Not surprisingly, Edwards was named the National Coach of the Year for the second time in his career.

Under his direction, BYU recorded 10 straight WAC championships from 1976 through 1985. The Cougars also played in 17 consecutive bowl games from 1978 until 1994.

On New Year's Day in 1997, BYU set an NCAA record with 14 victories after winning the Cotton Bowl to cap the 1996 season in a thrilling 19-15 victory over No. 14 Kansas State. BYU finished ranked No. 5 nationally -- its highest finish since the 1984 title.

The Cougars won 18 WAC championships under Edwards and the inaugural Mountain West Conference title in 1999.

Edwards announced his retirement prior to the 2000 season but BYU would honor him by

renaming Cougar Stadium to LaVell Edwards Stadium prior to the final home game of the year on Nov. 18. A banner bearing the new name was unveiled in a pregame ceremony conducted by President Gordon B. Hinckley, president of The Church of Jesus Christ of Latter-day Saints.

A week later BYU sent Edwards into retirement with one more magical moment. Trailing Utah 27-26 in Salt Lake City with 23 seconds left, quarterback Brandon Doman kept it and ran up the right side for a 7-yard touchdown to send Edwards out a winner in his final game. Edwards was carried off the field by his players in a touching moment to end his Cougar career.

Edwards coached one Heisman Trophy winner, two Outland Trophy recipients, four Davey O'Brien award winners, seven Sammy Baugh Trophy winners, 31 All-Americans and four College Football Hall of Famers. BYU's success didn't come without personal reward for Edwards either. He was named NCAA District 8 Coach of the Year eight times, Bobby Dodd National Coach of the Year in 1979 and AFCA National Coach of the Year in 1984.

Following his coaching career, Edwards continued his life of service with a full-time LDS mission with his wife Patti to New York City from 2002-2003. He also served on several committees and boards for various college football awards and governing bodies since his retirement.


The eighth of 14 children, Edwards graduated from Lincoln High School in Orem. He attended Utah State University, where he was an all-conference lineman before serving a two-year commitment in the Army. He and Patti were married for more than 65 years. The Edwards have three children, Ann [Cannon], John and Jim.



"In the South there's Bear Bryant, Daryl Royal and Frank Boyles, in the East there's Joe Paterno, in the Midwest there's Bo Schembechler, Woody Hayes and Tom Osborne and in the West there's John McKay and LaVell Edwards. He's a legend. And as good a football coach as he was, he's a better man and he did it the right way. He's known throughout the country as a legend."

—LEE CORSO
ESPN COLLEGE GAMEDAY ANALYST

THE QUARTERBACK FACTORY



7 SAMMY BAUGH TROPHIES

The Sammy Baugh Trophy is awarded to the nation's top passer by the Touchdown Club of Columbus each year since 1959. The award is named after College and Pro Football Hall of Famer Samuel "Slingin' Sammy" Baugh. He was a two-time All-American at TCU and went on to play with the Washington Redskins from 1937-1952. He was a six-time All-Pro selection and NFL Player of the Year in 1947 and 1948. Baugh is credited for making the forward pass an integral part of offensive play in the NFL.



BYU has produced a record seven Sammy Baugh winners including Gary Sheide, Marc Wilson, Jim McMahon, Steve Young, Robbie Bosco, Ty Detmer and Steve Sarkisian. No other school has more than four winners, trailing BYU's seven awards.



1974 - GARY SHEIDE
181 comp 300 att
2,174 yards, 23 TD



1979 - MARC WILSON
250 comp 427 att
3,720 yards, 29 TD



1981 - JIM MCMAHON
278 comp 423 att
3,555 yards, 30 TD



1983 - STEVE YOUNG
306 comp 429 att
3,902 yards, 33 TD



1984 - ROBBIE BOSCO
283 comp 458 att
3,875 yards, 33 TD



1991 - TY DETMER
249 comp 403 att
4,031 yards, 35 TD



1996 - STEVE SARKISIAN
278 comp 404 att
4,027 yards, 33 TD

4 DAVEY O'BRIEN AWARDS

In 1981, the Davey O'Brien Educational and Charitable Trust of Fort Worth, Texas, named Jim McMahon the first recipient of the annual Davey O'Brien National Quarterback Award — honoring the nation's best quarterback, after previously honoring any position player beginning in 1977. BYU quarterbacks have won the Davey O'Brien Award four times — more than any other school. In addition to winners McMahon (1981), Steve Young (1983) and Ty Detmer (1990 & '91), Robbie Bosco finished runner-up in 1984 and Steve Sarkisian finished third in 1996.



1981 - JIM MCMAHON
278 comp 423 att
3,555 yards, 30 TD



1983 - STEVE YOUNG
306 comp 429 att
3,902 yards, 33 TD



1991 - TY DETMER
249 comp 403 att
4,031 yards, 35 TD



1991 - TY DETMER
249 comp 403 att
4,031 yards, 35 TD

Since 1976, 13 different individual BYU quarterbacks have thrown for 3,000 yards. As a team, BYU has passed for at least 3,000 yards in 32 of the past 40 seasons, including 14 seasons with at least 4,000 yards and one season in 1990 with over 5,000 yards.

5,000 CLUB

5,188	Ty Detmer	1990
-------	-----------	------

4,000 CLUB

4,571	Jim McMahon	1980
4,560	Ty Detmer	1989
4,273	Robbie Bosco	1985
4,031	Ty Detmer	1991
4,027	Steve Sarkisian	1996

3,000 CLUB

3,957	Max Hall	2008
3,902	Steve Young	1983
3,885	John Beck	2006
3,875	Robbie Bosco	1984
3,848	Max Hall	2007
3,727	John Walsh	1993
3,720	Marc Wilson	1979
3,712	John Walsh	1994
3,709	John Beck	2005
3,560	Max Hall	2009
3,555	Jim McMahon	1981
3,554	Kevin Feterik	1999
3,542	Brandon Doman	2001
3,437	Steve Sarkisian	1995
3,401	Gifford Nielsen	1976
3,377	Tanner Mangum	2015
3,100	Steve Young	1982

Since the days of Virgil Carter and Gary Sheide in the 1960s and early 1970s, BYU has produced an assembly line of outstanding quarterbacks in Provo that have earned unprecedented success in the market of college and professional football. Eleven BYU quarterbacks have earned at least an honorable mention All-America citation or Academic All-America honors.

Volumes have been written about BYU's passing game and great quarterback tradition. BYU quarterbacks have owned the NCAA record books and have won the Sammy Baugh trophy seven times and the Davey O'Brien four times. BYU's quarterback factory has also produced a Heisman Trophy winner in Ty Detmer and many other Heisman Trophy candidates. Quarterbacks Gifford Nielsen, Marc Wilson, Jim McMahon, Steve Young and Ty Detmer have been inducted into the College Football Hall of Fame.

On seven different occasions, BYU quarterbacks have finished as the NCAA total offense leaders. Three of the top-15 career passing efficiency leaders are from BYU.



VIRGIL CARTER

Carter led the NCAA in touchdown passes and total offense in 1966. He set an NCAA record in 1966 with 599 yards of total offense at UTEP. He was an Academic All-American and finished 11th in the 1966 Heisman voting.



GARY SHEIDE

Sheide won the Sammy Baugh trophy in 1974 and was second in the NCAA in passing in both 1973 and 1974. He was the 1974 WAC Offensive Player of the Year and finished eighth in the 1974 Heisman ballot while earning All-American Honorable Mention from UPI.



GIFFORD NIELSEN

A first-team All-American in 1976, Nielsen led the NCAA in TD passes and passing yards and was second in total offense in 1976. He finished sixth in the 1976 Heisman voting and was inducted into the College Football Hall of Fame in 1994.



MARC WILSON

Wilson won the Sammy Baugh in 1979 along with being named a Consensus All-American and third in the Heisman Trophy vote. He led the nation in total offense and set 19 NCAA records in his career. He was a first-round draft pick of the Oakland Raiders (15th overall) and was inducted into the College Football Hall of Fame in 1996.



JIM MCMAHON

McMahon won the Davey O'Brien, Sammy Baugh and was named a Consensus All-American in 1981. He set 75 NCAA records in his career and led the NCAA in total offense and passing in both 1980 and 1981. McMahon finished third (1981) and fifth (1980) in the Heisman voting. He went on to be a first round pick of the Chicago Bears in 1982 and quarterbacked them to a Super Bowl win in 1986 and got another ring with Green Bay in 1996 as a backup, playing in the NFL for 16 years. He was inducted into the College Football Hall of Fame in 1998.



STEVE YOUNG

Young also won both the Davey O'Brien and the Sammy Baugh in 1983 along with earning Consensus All-American status. He led the NCAA in total offense, passing and pass efficiency in 1983 and was the runner-up for the Heisman Trophy. He set 15 NCAA records in his career. Young played 14 years in the NFL and won the NFL MVP in both 1992 and 1994. He set the NFL single-season passer rating record with 112.8 in 1994 and won a Super Bowl with San Francisco the same year, earning MVP honors with six touchdown passes in the game. He was inducted into the College Football Hall of Fame in 2001.

In the 29 years LaVell Edwards coached at BYU, the Cougars led the nation in passing eight times and finished in the top five 17 times.

When Edwards was named head coach at BYU in 1972, he realized he couldn't compete initially with the big schools for the big-time athletes. So he installed a passing attack that would change the future of college football.

The offense worked, and the Cougars began passing the competition. BYU became one of the first universities to use the forward pass consistently and effectively in a time when throwing the football was a mere alternative to running the ball.

The pass has been good to BYU. Prior to Edwards, the program had won a total of 171 games and had only 16 winning seasons since 1922. Since 1972, BYU is No. 8 in total wins with 382. BYU has won or tied for a conference championship 23 times, played in 34 bowl games and won the national championship in 1984.

ROBBIE BOSCO

Bosco led the Cougars to the 1984 National Championship and won the Sammy Baugh Trophy that season. He was a second-team All-American and runner-up for the Davey O'Brien while finishing third for the Heisman in both 1984 and 1985. He led the NCAA in total offense in 1984 and was drafted by Green Bay 1985. He has since coached at BYU and currently serves in an administrative role in the athletic department.



TY DETMER

Detmer won the Heisman Trophy in 1990 and was a two-time Davey O'Brien winner and Maxwell Award recipient. He set 63 NCAA records and was a two-time Consensus All-American.

He is BYU's career leader with 15,031 passing yards and ranks No. 5 in NCAA history. He led the NCAA in passing yards in 1990 and total offense in 1991. He played 14 years in the NFL and was inducted into the College Football Hall of Fame in 2012. He returned to BYU as the offensive coordinator and quarterbacks coach in 2016-2017.



STEVE SARKISIAN

In two seasons at BYU, Sarkisian won the Sammy Baugh Trophy, earned second-team All-America honors and led the nation in passing efficiency in 1996. He was named the 1996 WAC Offensive Player of the Year and led BYU to an NCAA-record 14 victories in 1996, including a win in the Cotton Bowl over Kansas State. He has been a head coach at Washington and USC.



JOHN BECK

Beck was named a second team All-American in 2006 and was named the MWC Offensive Player of the Year. He was a finalist for the Johnny Unitas award and semi-finalist for the Davey O'Brien. His 11,021 career passing yards ranks No. 3 at BYU. He was drafted in the second round of the 2007 NFL Draft by the Miami Dolphins and played six years in the NFL.

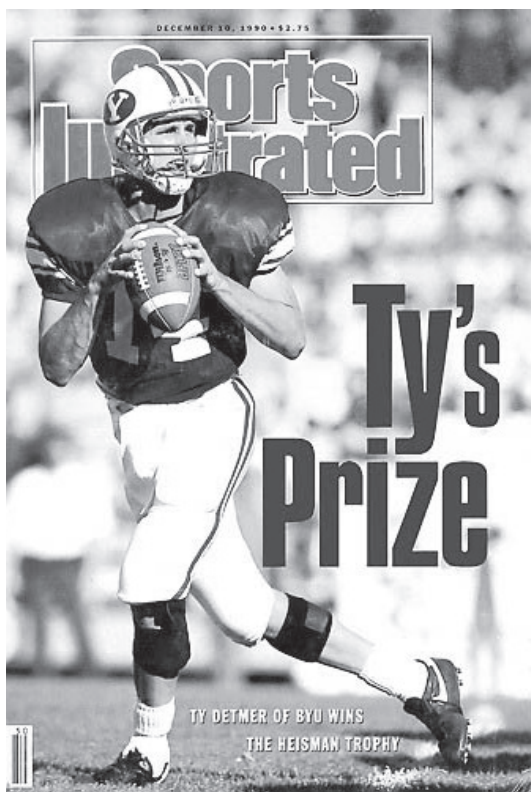


MAX HALL

Hall won more games at BYU than any other starting quarterback, with 32 victories. He was a two-time honorable mention All-American and a three-time All-MWC player. He is second in BYU history in passing yards, touchdowns, completions and total offense in his three seasons. He played in six games for the Arizona Cardinals in 2010 after signing as a free agent. He won his first career NFL start.



1990 HEISMAN TROPHY WINNER TY DETMER



On December 1, 1990, Ty Detmer and his teammates gathered pool-side at the Princess Kaiulani Hotel just hours prior to kickoff with Hawai'i. Via satellite hookup with national TV, Detmer and the BYU faithful waited patiently and listened as Downtown Athletic Club President C. Peter Lambos announced, "Ty Detmer, Ty Detmer of BYU," — soon Ty was doused in the pool.

Detmer, a junior, became the first collegian from the Rockies to win the Heisman Trophy. Named in honor of John Heisman, the coveted 25-pound honor has been awarded annually to the outstanding college football player of the year since 1935.

A 28-21 upset over No. 1-ranked Miami in Provo vaulted Detmer to the forefront in the Heisman race his junior season. Combined with a massive public relations "necktie" campaign for Ty, the 6-foot, 175-pound, gunslinger from San Antonio, Texas, guided BYU to a Holiday Bowl berth that season and a 10-3 record with 41 touchdowns and 5,188 yards passing.

Detmer polled 1,482 points to beat out Notre Dame's Raghib "Rocket" Ismail at 1,177 and finished first in all six regions. Detmer finished third in the Heisman balloting in 1991.

"Winning the Heisman was a great honor," said Detmer. "There have been a lot of great players, like my teammates and previous BYU quarterbacks, that contributed to it. They opened the door. It shows the strength of the program at BYU."

Detmer's portrait hangs alongside other recipients on the third floor of the DAC of New York City. The trophy is on display in the lobby of Legacy Hall, located in the Student Athlete Building.



1979 - 3RD PLACE
MARC WILSON



1981 - 3RD PLACE
JIM MCMAHON



1983 - RUNNER UP
STEVE YOUNG



1984, 1985 - 3RD PLACE
ROBBIE BOSCO

BYU has had a player finish in the top 10 of Heisman voting in 12 seasons and a finalist seven times. Marc Wilson, Jim McMahon, Steve Young and Robbie Bosco (twice) all earned recognition in the top three of vote getters, along with Detmer's win in 1990 and third-place finish in 1991.

THE MAXWELL AWARD



Each year the Maxwell Football Club presents the Maxwell Award for the College Player of the Year. Dating back to 1937, this award is presented in honor of Robert W. (Tiny) Maxwell, legendary college player, official and sports columnist. Voters for the Maxwell College Awards are NCAA Head College Football Coaches, members of the Maxwell Football Club & sportswriters and sportscasters from across the country. Quarterback Ty Detmer took home the Maxwell Award as college football's best player in 1990. Detmer won the Heisman and Davey O'Brien the same year. The Maxwell Award voting - by college coaches, the media and members of the Maxwell Football Club - had the same order of finish as the Heisman. Detmer had 1,993 points; followed by Raghib "Rocket" Ismail of Notre Dame with 1,385; Eric Bieniemy of Colorado with 747 and Shawn Moore of Virginia with 431.

15,031
PASSING YARDS

5,188
PASSING YARDS IN
1990

3-4000
THREE SEASONS OF OVER
4,000 PASSING YARDS

121
PASSING
TOUCHDOWNS

63
NCAA RECORDS

41
TOUCHDOWNS IN
1990

THE OUTLAND TROPHY

The Outland Trophy has been awarded annually by the Football Writers Association of America since 1946 to the nation's most outstanding interior lineman. It is named after the late John Outland, an All-America lineman at Pennsylvania in the late 1800s. It is the third oldest player award in major-college football behind the Heisman Trophy and Maxwell Award.



1986 JASON BUCK

Jason Buck, a 6-6, 270-pound senior from St. Anthony, Idaho, started out as a quarterback and linebacker at Ricks College before coming to BYU in 1985 as a defensive lineman. Buck led the 1986 Cougars with 218.5 defensive points and registered 26 unassisted tackles, 33 assisted tackles, 13 tackles for losses, 17 quarterback hurries and 12.5 sacks. Buck rode a publicity campaign of "One Buck" dollar bills in leading BYU to an 8-5 record and a berth in the Freedom Bowl in 1986.



1989 MOHAMMED ELEWONIBI

Mohammed Elewonibi, a 6-5, 290-pound, senior from British Columbia, Canada, spent his childhood in his native Nigeria and didn't play football until after high school at Snow Junior College. "Mount Mohammed" led BYU to a 10-3 record, a berth in the Holiday Bowl in 1989 and graded out four times with perfect pass protection as a senior. The Outland Trophy honors the outstanding interior lineman in the nation and was first presented in 1946 by the Football Writers Association of America.



DOAK WALKER AWARD - 2001 - LUKE STALEY



BYU running back Luke Staley was named the winner of the 2001 Doak Walker Award. The annual award, which is presented at the ESPN Home Depot College Football Awards Show, is given to college football's top running back.



"This is a great honor," Staley said. "I can't express how grateful I am for my family, my teammates, my coach - everyone who made this possible."

In addition to winning the Doak Walker Award, Staley was also named a first-team member of the prestigious Walter Camp Foundation All-America Team. Staley was the first BYU consensus All-American since Ty Detmer was twice selected in 1990 and 1991. In addition to the Walter Camp Foundation All-America team, Staley was named a first-team All-American by the American Football Coaches Association, Football Writers Association of America, the Associated Press, The Sporting News, Football News and CNN-SI—just to name a few.

"We're very proud of Luke and all his accomplishments," BYU head coach Gary Crowton said. "Since we started this season back in August, we have been telling these guys to work hard, stay focused

and great things will happen. This award, although presented to Luke, is a tribute to the hard work and commitment each and every player and coach has made this season. Luke is probably one of the best examples we have had, in terms of working hard and staying focused. This is a great tribute to a great athlete, a great teammate and a great young man. We couldn't be more proud of him."

Staley, from Tualatin, Oregon, led the nation in scoring (15.5 p/game), yards per carry (8.1 y/carry) and finished the 2001 season ranked third in the nation in rushing, averaging 143.8 yards per game. He helped pace the Cougars to a 12-2 record on the season, scoring a BYU single-season record 28 touchdowns. Staley also racked up a BYU single-season record 1,582 yards rushing on the season.

1,582

RUSHING YARDS IN 2001

- BYU SINGLE-SEASON RECORD

143.8

RUSHING YARDS PER GAME IN 2001

- BYU SINGLE-SEASON RECORD

48

CAREER TOUCHDOWNS

- BYU RECORD

41

CAREER RUSHING TOUCHDOWNS

- BYU RECORD

28

TOTAL TOUCHDOWNS IN 2001

- BYU SINGLE-SEASON RECORD

24

RUSHING TOUCHDOWNS IN 2001

- BYU SINGLE-SEASON RECORD

8.1

YARDS PER CARRY TO LEAD THE NATION IN 2001

-BYU SINGLE-SEASON RECORD


The Polynesian Islands have become a hotbed for recruiting in recent years, but BYU has been one of the pioneers in bringing these players from Tonga, Samoa, the Hawaiian Islands and all of Polynesia to the forefront of college football since the early 1950s.

Harry Bray of Hilo, Hawai'i, transferred from Weber College to play for the Cougars in 1951, becoming the first Polynesian to play for the Cougars. Other Pacific Islanders who followed included: Famika Anae (1954-55), John Kapele (1957-59), John Kawaa (1962-1963), John Lupoi (1967-1969) and Henry Nawahine (1964-1965). Some of BYU's most celebrated and decorated players have come from the Pacific islands, including All-Americans, national record holders and players who have gone on to compete in the NFL. BYU's former and current football staff also boast a Polynesian tradition.

Kalani Sitake was named BYU's 14th head coach on Dec. 19, 2015, becoming the first Tongan head football coach in the NCAA. Sitake was raised in Laie, Hawaii, and later moved to the mainland. His staff includes Polynesians Ilaisa Tuiaki, Fesi Sitake, Nu'u Tafisi, Alema Fitiseanu, Jack Damuni, Jasen Ah You, Manase Tonga, Vince Feula and Harvey Unga.

Since 1951, hundreds of Polynesian players have suited up for BYU. The Cougars' Polynesian players have come from all over the Pacific including Hawaii, Tonga, Samoa and Fiji. Some of the most notable players include Vai Sikahema, the NCAA's career leader in punt returns, All-American and NFL veteran tight end Itula Mili and BYU's No. 2 career rusher, Harvey Unga. Many former BYU Polynesian have gone on to play in the NFL.

Of the hundreds of Polynesian players, several rank among the top statistical leaders in BYU history. Two of the top-10 career rushers are Polynesian. Two of the top-10 leaders in career receiving yards are also Polynesian. Since 1982, 11 of BYU's season rushing leaders have been Pacific Islanders.



Current head coach Kalani Sitake (center) with teammates Tevita Ofahengaue (left) and Setema Gali, Jr. (right) on senior night back in 2000 at LaVell Edwards Stadium.

BYU's tight ends have earned unprecedented success as a featured position in the offense for decades. Most recently, 2020 All-America candidate Matt Bushman enters his senior season having joined former BYU consensus All-Americans Gordon Hudson and Dennis Pitta as the only Cougar tight ends with three consecutive seasons with more than 500 receiving yards. Last year he had 47 receptions for 688 yards. He started his BYU career by leading all freshman tight ends in college football in 2017 with 49 receptions, 520 yards and three touchdowns to earn Freshman All-America status. The All-America candidate also led the team as a sophomore in receiving yards in 2018.

Over the years, Cougar football has emerged as the home of some of the best pass-catching tight ends in NCAA history. Starting with "Miracle Bowl" hero Clay Brown in 1980, nine BYU tight ends have earned All-America recognition. Since 1976, 12 Cougar tight ends have received 20 first-team All-Conference citations. Hudson, a two-time consensus All-American, was inducted into the College Football Hall of Fame. Five former Cougars helped lead their teams to the Super Bowl—Doug Jolley with the Oakland Raiders in 2003, Chad Lewis with the Philadelphia Eagles in 2005, Itula Mili with the Seattle Seahawks in 2006, Gabriel Reid with the Chicago Bears in 2007 and Pitta with the Baltimore Ravens in 2013.

Two former BYU Cougars, Todd Christensen and Chad Lewis, have been named to several Pro Bowl teams during their successful professional careers as tight ends. A BYU tight end was named first-team all-conference (Jonny Harline in 2005 and 2006 and Dennis Pitta in 2007, 2008 and 2009) in five-straight years. In 2009, BYU became the first team in MWC history to sweep the tight end honors as Andrew George earned All-MWC Second Team accolades while Pitta was a consensus All-American.

ALL-AMERICAN TE	
Clay Brown	1980
Gordon Hudson*	1982
Gordon Hudson*	1983
David Mills	1984
Trevor Molini	1985
Chris Smith	1989
Chris Smith	1990
Byron Rex	1992
Chad Lewis ^	1996
Itula Mili	1996
Jonny Harline	2006
Dennis Pitta	2008
Dennis Pitta*	2009
Matt Bushman#	2017
*consensus ^academic #freshman	




CLAY BROWN



GORDON HUDSON



DAVID MILLS



TREVOR MOLINI



CHRIS SMITH



BYRON REX



CHAD LEWIS



ITULA MILI



JONNY HARLINE



DENNIS PITTA



MATT BUSHMAN

FIRST TEAM ALL-CONFERENCE TE	
Brian Billick	1976
Clay Brown	1979
Clay Brown	1980
Gordon Hudson	1982
Gordon Hudson	1983
David Mills	1984
Trevor Molini	1985
Chris Smith	1989
Chris Smith	1990
Byron Rex	1991
Byron Rex	1992
Chad Lewis	1995
Chad Lewis	1996
Itula Mili	1996
Doug Jolley	2001
Jonny Harline	2005
Jonny Harline	2006
Dennis Pitta	2007
Dennis Pitta	2008
Dennis Pitta	2009



Founded in 1951 by the National Football Foundation, the College Football Hall of Fame immortalizes the greatest of the amateur gridiron. 5.1 million people have coached or played the game and less than 1,300 are inductees in the Hall. This makes the College Football Hall of Fame an extremely selective group of individuals. In other words, about two ten-thousandths of one percent (.0002) of the individuals who have played the game have been deemed worthy of this distinction.

BYU has produced seven Hall of Fame members, including six players and head coach LaVell Edwards.

Founded in 1947, The National Football Foundation & College Hall of Fame inducted its first class of inductees in 1951. The first class featured 32 players and 19 coaches, including Illinois' Red Grange, Notre Dame's Knute Rockne, Amos Alonzo Stagg and Carlisle's Jim Thorpe.

More than 300 schools are represented with at least one College Football Hall of Famer.

The new College Football Hall of Fame, which opened on Aug. 23, 2014, is a 94,256-square-foot attraction located in the heart of Atlanta's sports, entertainment and tourism district.



GIFFORD NIELSEN **QUARTERBACK: 1975-77** **INDUCTED: 1994**

Nicknamed the "Mormon Rifle," Gifford Nielsen became BYU's first Hall of Fame inductee in 1994. His prolific passing career began when he came off the bench in the third game of his sophomore season to lead the Cougars to a 16-15 come-from-behind win over New Mexico by completing 10 of 12 passes. As a junior in 1976, Nielsen really made fans sit up and notice. He passed for 3,192 yards and 29 touchdowns, set 13 WAC records and made All-America. The next season promised even more. He threw five touchdown passes against New Mexico, six against Utah State and was twice named Player of the Week. For the first time, a BYU football team was nationally ranked. "It was like a little dream world," said Nielsen, a product of Provo High School. "The numbers were just mind-boggling. Everything you could ever dream of as a kid in Provo, Utah, was in the palm of my hand." On Oct. 8, 1977, his season and college career ended when he suffered a serious injury. Over three years Nielsen averaged an astounding 243 yards passing per game. Nielsen played six years with the Houston Oilers and was the last quarterback to lead the Oilers to the AFC finals.



MARC WILSON **QUARTERBACK: 1976-79** **INDUCTED: 1996**

One of the most celebrated quarterbacks in Cougar history, Marc Wilson earned consensus All-America honors in 1979 and was inducted into the Hall of Fame on Dec. 10, 1996. In Wilson's first game as a starter, he was 15 of 25 for 332 yards with seven touchdowns in a 63-17 triumph over Colorado State and was consequently named Sports Illustrated's Offensive Player of the Week. In Wilson's career at BYU, he set 15 NCAA records. The 6-5, 204-pound quarterback ranked fourth in the nation in passing efficiency with a 147.1 rating in 1979. That same year, Wilson finished third in the Heisman balloting, led his team to an undefeated regular season and was named the Holiday Bowl's Offensive MVP. A true student-athlete, Wilson was the recipient of the NCAA Top Five Award and its post-graduate scholarship. A first round draft pick of the Oakland Raiders, Wilson played eight seasons before finishing his career with the New England Patriots.



JIM MCMAHON **QUARTERBACK: 1978-81** **INDUCTED: 1998**

McMahon set 75 NCAA records at BYU, was named a 1981 first team All-American by Kodak (Coaches), College & Pro Weekly, Associated Press, UPI, FWAA and second team NEA. In 1980 he earned first-team All-America from the FWAA. McMahon balloted third place for the Heisman Trophy in 1981 and fifth in 1980. In 1981, he won the Davey O'Brien Trophy, the Sammy Baugh Award, the Utah Sportsman of the Year and the NCAA Co-Offensive Player of the Year with Marcus Allen (Pigskin Club of Washington, D.C.). He led the NCAA in pass efficiency (155.0) and total offense (345.8) in 1981 as well as pass efficiency (176.9) and total offense (385.6) in 1980. He set 29 Western Athletic Conference records and was three-time WAC Player of the Year and first-team all-league. He broke 23 BYU records, was MVP of two Holiday Bowls and has been inducted to the Holiday Bowl Hall of Fame. McMahon passed for 9,536 yards, threw 84 touchdowns and completed 653 of 1,056 passes at BYU. McMahon played for the Chicago Bears from 1982-88 (1986 Super Bowl Champs, 1985 Pro QB of the Year, and Pro Bowl); San Diego Chargers in 1989; Philadelphia Eagles from 1990-92; Minnesota Vikings in 1993; Arizona Cardinals in 1994; and Green Bay Packers from 1995-96 (1997 Super Bowl Champions).



LAVELL EDWARDS

HEAD COACH: 1972-2000 INDUCTED: 2004

A coaching icon whose success and longevity are paralleled by few, Edwards guided BYU to heights never before reached in the program's history. Edwards posted a record of 257-101-3 (.716) over a span of 29 seasons at BYU. From 1972 until his retirement following the 2000 season, Edwards roamed the sidelines at BYU – a tenure that ranks fifth all-time among coaches at one school. In 20 of those 29 seasons, the Cougars claimed the league title. Guiding BYU to 22 bowl game appearances, including a streak of 17-straight bowl appearances, Edwards reached the pinnacle of coaching success in 1984 by winning the National Championship. His 257 wins rank him seventh in NCAA Division I-A history. At the helm, Edwards coached one Heisman Trophy winner, two Outland Trophy recipients, four Davey O'Brien award winners and 32 All-Americans – not to mention countless players who went on to professional careers in the NFL. He was named NCAA District 8 Coach of the Year eight times, the Bobby Dodd National Coach of the Year in 1979 and AFCA National Coach of the Year in 1984. Named the State of Utah's Coach of the Century, Edwards is a member of the State of Utah Sports Hall of Fame. "A spectacular choice," Steve Young said. "When you think of the Hall of Fame, you think of longevity, excellence, leadership and quality. In my book, Hall of Fame and LaVell Edwards go hand in hand. He is definitely a worthy recipient of this honor."



STEVE YOUNG

**QUARTERBACK: 1975-77
INDUCTED: 2001**

One of the greatest collegiate quarterbacks of all time, Young set 13 NCAA records. As a junior, he averaged 318.8 yards per game of total offense, earning All-Western Athletic Conference recognition and Conference Player of the Year honors. In his senior season, he repeated as a first-team All-WAC selection, completed 306 of 429 pass attempts for an impressive .713 percentage and led BYU to its second-straight Holiday Bowl. His .713 completion percentage, 3,902 yards passing, 4,346 yards of total offense and 33 touchdowns all led the nation. He completed 592 of 907 attempts for a .653 average, threw for 7,733 yards and 56 touchdowns and had 8,817 yards of total offense in only 31 games. A unanimous All-American and academic All-WAC selection, Young was the runner-up for the Heisman Trophy and received a National Football Foundation and College Football Hall of Fame Scholar-Athlete Award in recognition for his excellence on the field, in the classroom and in the community. Young retired after 15 seasons in the NFL, where he earned two MVP awards, seven trips to the Pro Bowl and led the San Francisco 49ers to win the Super Bowl in 1995, earning MVP honors.



GORDON HUDSON

**TIGHT END: 1980-83
INDUCTED: 2009**

Hudson is the first non-quarterback to represent BYU as a player in the Hall. A consensus All-America First Team pick in 1982 and 1983, Hudson is still the NCAA FBS record holder for most passes caught per game by a tight end (5.4) in a career, most career yards per game by a tight end (75.3) and most yards in a single game by a tight end (259). Hudson helped BYU win four conference championships (WAC) and earn four Holiday Bowl invitations during his career from 1980-83. He totaled 2,484 receiving yards and 22 touchdowns during his All-American career.



TY DETMER

**QUARTERBACK: 1988-91
INDUCTED: 2012**

BYU's only Heisman Trophy Winner, Detmer is BYU's seventh inductee into the Hall of Fame. Detmer also won the Maxwell Award, two Davey O'Brien Awards and set 63 NCAA records in his tenure. Twice named a consensus All-American, Detmer won national player of the year awards from organizations such as UPI, CBS, Scripps Howard and the U.S. Sports Academy. His 15,031 career passing yards and 121 touchdowns were NCAA bests at the time, and the gunslinger still holds three records. A three-time first team All-WAC performer, Detmer led College Football Hall of Fame coach LaVell Edwards' teams to three conference titles, four bowl games, three AP Top-25 finishes and a 28-21 win over top-ranked and defending national champion Miami on Sept. 8, 1990. The NCAA Today's Top VI Award recipient was a ninth round selection of the 1992 NFL Draft by the Green Bay Packers and played 14 seasons in the NFL. A 2000 inductee of the BYU Athletics Hall of Fame, Detmer returned to BYU as the offensive coordinator and quarterbacks coach in 2016-2017.

Players included below make up BYU's 76 All-Americans by being named to the first team, second team or third team by major news outlets or award organizations. Honorees who were named to freshman or sophomore teams are also pictured and listed below. See page 100 for a list of each player's All-American awards.

BYU'S CONSENSUS ALL-AMERICANS

A "consensus All-American" is a player who is listed as a first team All-American by at least half of the recognized lists.

Marc Wilson QB 1979

Nick Eyre OL 1980

Jim McMahon QB 1981

Gordon Hudson TE 1982

Gordon Hudson TE 1983

Steve Young QB 1983

Jason Buck DL 1986

Mo Elewonibi OL 1989

Chris Smith TE 1990

Ty Detmer QB 1990

Ty Detmer QB 1991

Luke Staley RB 2001

Dennis Pitta TE 2009



Jessie Wilson, HB
1934




Vaughn Lloyd, OL
1939



Lonnie Dennis, OL
1959



Eldon Fortie, QB
1961, '62




Phil Odle, WR
1967




Gordon Gravelle, OL 1971




Pete Van Valkenburg, RB
1972



Jay Miller, WR
1973




Wayne Baker, DL
1974



Orrin Olsen, OL
1975




Brad Oates, OL
1975



Gifford Nielsen, QB 1976




Marc Wilson, QB 1978, '79



Jason Coloma, DB
1978



Rod Wood, RB
1978



Tom Bell, OG
1979



Jim McMahon, QB 1980, '81



Nick Eyre, OT
1980



Clay Brown, TE 1980



Bart Oates, OL
1982



Gordon Hudson, TE 1982, '83




Steve Young, QB
1983



David Mills, TE
1984



Kyle Morrell, DB
1984



Leon White, LB
1984



Robbie Bosco, QB 1984, '85



Trevor Matich, OL
1984



Trevor Molini, TE
1985



Mark Bellini, WR
1985



Jason Buck, DL 1985, '86



Shawn Knight, DT
1986




Pat Thompson, P
1988



Chris Smith, TE 1989, '90



Bob Davis, LB
1989



Mo Elewonibi, OG
1989




Ty Detmer, QB
1990, '91




Randy Brock, DT 1991, '92, '93



Eric Drage, WR 1992, '93




Derwin Gray, DB
1992



Shad Hansen, LB 1992




Evan Pilgrim, OG 1992, '94




Byron Rex, TE
1992



John Walsh, QB
1993



Todd Herget, LB
1993



Alan Boardman, P
1993



Mike Empey, OL
1993



Jamal Willis, RB
1993



John Raass, DT
1995



Stan Raass, LB
1995




Itula Mili, TE
1996



Steve Sarkisian, QB 1996



John Tait, OL
1996



Jaron Dabney, RB
1997



Dustin Johnson, TE 1997



Rob Morris, LB
1998, '99



Luke Staley, RB
1999, '01



Ryan Denney, DE
2001



Daniel Coats, TE
2003



Austin Collie, WR 2004, '08




Matt Payne, K
2004



Dallas Reynolds, OL 2005, '08



Johnny Harline, TE
2006



John Beck, QB
2006



Jake Kuresa, OL
2006




Jan Jorgensen, DL 2006



Harvey Unga, RB
2007



Rey Feinga, OL
2007



Dennis Pitta, TE 2008, '09



Matt Reynolds, OL 2008, '09



Braden Hansen, OL 2009



Riley Stephenson, P
2012



Kyle Van Noy, LB 2012, '13



Tejan Koroma, OL
2014, '17



Thomas Shoaf, OL
2016



Matt Bushman, TE
2017



James Empey, OL
2018

YEAR	NAME	LEVEL/ORGANIZATION
1934	Wilson, Jessie	All-America
1939	Vaughn, Lloyd	Third Team AP
1959	Dennis, Lonnie	Third Team Williamson
1961, 62	Fortie, Eldon	First Team NEA (61), Second Team UPI, AP, Williamson, Football News, Third Team AFCA (62)
1967	Odle, Phil	First Team Dell Sports
1971	Gravelle, Gordon	Second Team AP, UPI, Universal Sports
1972	Van Valkenburg, Pete	Second Team Universal Sports, Third Team AP
1973	Miller, Jay	First Team Universal Sports
1974	Baker, Wayne	Second Team NEA
1975	Olsen, Orrin	All-America Bowl
1975	Oates, Brad	Second Team AP
1976	Nielsen, Gifford	First Team Football Writers of America, Second Team UPI, AP
1978, 79	Wilson, Marc	Churchmen's (78), Consensus (79), AFCA, FWAA, UPI, AP, Walter Camp, Churchmen's (79)
1978	Coloma, Jason	Third Team AP
1978	Wood, Rod	Churchmen's
1979	Bell, Tom	Churchmen's
1980, 81	McMahon, Jim	First Team Kodak, College and Pro Football Weekly, Second Team AP, UPI (80), Consensus (81)
1980	Eyre, Nick	Consensus, First Team AFCA, AFWAA, Second Team UPI, Third Team AP
1980	Brown, Clay	Second Team UPI, Third Team AP
1982	Oates, Bart	Second Team
1982, 83	Hudson, Gordon	Consensus (82,83)
1983	Young, Steve	Consensus
1984	Mills, David	First Team Athlon
1984	Morrell, Kyle	First Team AP, Second Team Sporting News
1984	White, Leon	Second Team Sporting News
1984, 85	Bosco, Robbie	Second Team UPI, Third Team FB News, Sporting News, AP (84), Second Team Football News (85)
1984	Matich, Trevor	Third Team AP
1985	Molini, Trevor	Third Team Football News
1985	Bellini, Mark	Second Team UPI, Third Team AP
1985, 86	Buck, Jason	Third Team AP (85), Consensus (86)
1986	Knight, Shawn	Third Team AP
1988	Thompson, Pat	First Team Kodak, FWAA, Scripps-Howard, Second Team AP, UPI
1989, 90	Smith, Chris	First Team Sporting News (89), Third Team AP (89), Consensus (90)
1989	Davis, Bob	Third Team Football News, AP
1989	Elewonibi, Mo	Consensus
1990, 91	Detmer, Ty	Consensus (90, 91)
1991, 92, 93	Brock, Randy	First Team Freshman FB News (91), First Team Soph. FB News (92), Almost FB News (93)
1992, 93	Drage, Eric	Almost Football News (92,93)
1992	Gray, Detwin	Almost Football News (92)
1992	Hansen, Shad	Third Team Football News
1992, 94	Pilgrim, Evan	Second Team Sophomore Football News (92), Second Team AP (94)
1992	Rex, Byron	Second Team UPI, Almost Football News
1993	Walsh, John	First Team Sophomore Football News, Almost Football News
1993	Herget, Todd	Almost Football News
1993	Boardman, Alan	Freshman Football News, Almost Football News
1993	Empey, Mike	Almost Football News
1993	Willis, Jamal	Almost Football News
1995	Raass, John	First Team Successful Farming Magazine
1995	Raass, Stan	First Team Successful Farming Magazine
1996	Mili, Itula	First Team AFCA
1996	Sarkisian, Steve	Second Team Football News
1996	Tait, John	Freshman - The Sporting News
1997	Dabney, Jaron	Second Team Freshman The Sporting News
1997	Johnson, Dustin	Successful Farming Magazine
1998, 99	Morris, Rob	First Team FB News (98), Second Team Sporting News, AFCA, Third Team FB News (99)
1999, 01	Staley, Luke	Third Team Freshman Sporting News (99), Consensus (01)
2001	Denney, Ryan	Fourth Team Sporting News
2003	Coats, Daniel	Freshman - The Sporting News
2004, 08	Collie, Austin	2nd Team Freshman Sporting News (04), 2nd Team Rivals, SI.com, AP, Sporting News, CBSSports.com (08)
2004	Payne, Matt	First Team NCAA, AFCA, Sporting News, Second Team AP
2005, 08	Reynolds, Dallas	Second Team Rivals.com Fresh., Third Team Sporting News Fresh. (05) Third Team (08)
2006	Harline, Johnny	First Team Sporting News, CBSSports, FB News, SI.com, ESPN, Third Team AP
2006	Beck, John	Pro Football Weekly, College Football News, Second Team Sporting News
2006	Kuresa, Jake	Second Team College Football News
2006	Jorgensen, Jan	Third Team Freshman Sporting News
2007	Unga, Harvey	Second Team Freshman Rivals.com, Scout.com Freshman, Second Team Freshman The Sporting News
2007	Feinga, Rey	Second Team SI.com
2008, 09	Pitta, Dennis	Third Team Rivals.com (08), SI.com HM (08), Consensus (09) AP Second Team (09), SI.com Second Team (09) CBS Sports Second Team (09), Sporting News Second Team (09), Phil Steele Third Team (09), College Football News HM (08,09)
2008, 09	Reynolds, Matt	Freshman FWAA First Team, Rivals.com, CFB News, Sporting News, First Team CFB News Sophomore
2009	Hansen, Braden	First Team FWAA Freshman, First Team Phil Steele Freshman
2012	Stephenson, Riley	AP Second Team, SI.com Second Team, CBSSports.com Second Team, Phil Steele Third Team, College Sports Madness
2012, 13	Van Noy, Kyle	AP Third Team (12), CBSSports.com Second Team (12), College Sports Madness Third Team (12), Phil Steele Third Team (12,13), SI.com Honorable Mention (12,13) Walter Camp Second Team (13), Athlon Sports Third Team (13), CBSSports.com Third Team (13), Lindy's Sports Third Team (13)
2014, 17	Koroma, Tejan	FWAA Freshman, Phil Steele Freshman, 247Sports True-Freshman, ESPN True-Freshman, Sporting News True Freshman, Pro Football Focus Second Team (17)
2016	Shoaf, Thomas	FWAA Freshman
2017	Bushman, Matt	FWAA Freshman, USA Today Sports Freshman, 247 Sports Freshman, Chat Sports Freshman
2018	Empey, James	FWAA Freshman
2019	Wilgar, Payton	PFF All-Freshman

With 30 different Academic All-Americans, BYU's reputation as a nationally renowned academic institution continues to grow. Since 1965, BYU's 30 Academic All-Americans have earned 36 Academic All-American citations.

VIRGIL CARTER	1965	CHUCK CUTLER	1987	BEN CAHOON	1997
CASEY BOYETTE	1966	CHUCK CUTLER	1988	JARED LEE	2000
VIRGIL CARTER	1966	TIM CLARK	1988	RYAN DENNEY	2001
PAUL EHLMANN	1966	FRED WHITTINGHAM	1989	NATHAN MEIKLE	2005
DAN TAYLOR	1972	ANDY BOYCE	1990	DAVID OSWALD	2008
DAN TAYLOR	1973	BRAD CLARK	1992	KELLEN FOWLER	2008
STEVE STRATTON	1973	BRUCE JENNE	1992	MATT BAUMAN	2008
STEVE MILLER	1976	ERIC DRAGE	1992	SCOTT JOHNSON	2009
SCOTT PHILLIPS	1980	ERIC DRAGE	1993	MATT BAUMAN	2009
DAN PLATER	1981	CORY COOK	1994	BRYAN KARIYA	2010
STEVE YOUNG	1983	ALAN BOARDMAN	1994		
MARV ALLEN	1984	ALAN BOARDMAN	1996		
TY MATTINGLY	1986	CHAD LEWIS	1996		



Virgil Carter, QB 1965, 66



Casey Boyette, WR 1966



Paul Ehrmann, OG 1966



Dan Taylor, TB
1972 & 73



Steve Stratton, FB
1973



Steve Miller, OG 1976



Scott Phillips, TB 1980




Dan Plater, WR 1981



Steve Young, QB 1983



Marv Allen, LB
1984



Ty Mattingly, DE 1986



Chuck Cutler, WR 1987, 88



Tim Clark, NT
1988



Fred Whittingham, FB
1989




Eric Drage, WR 1992, 93



Andy Boyce, WR
1990



Brad Clark, DB
1992



Bruce Jenne, DS
1992



Cory Cook, DB
1994



Alan Boardman, P 1994, 96



Chad Lewis, TE 1996



Ben Cahoon, WR 1997



Jared Lee, S
2000



Ryan Denney, DE 2001



Nathan Meikle, WR 2005



David Oswald, OL 2008



Kellen Fowler, DB 2008



Matt Bauman, LB 2008, 09



Scott Johnson, DB 2009



Bryan Kariya, RB 2010

--Since joining the WAC in 1962--

1962

Roger DuPaix, G
Eldon Fortie, HB

1965

Phil Odle, WR
Virgil Carter, QB
John Ogden, FB

1966

Phil Odle, WR
Grant Wilson, G
Virgil Carter, QB
John Ogden, FB
Curg Belcher, LB
Bobby Roberts, S

1967

Phil Odle, WR
Max Newberry, T
Bobby Roberts, S
Craig Bozich, LB

1969

Mel Olson, C
Jeff Slipp, DB
Chris Farasopoulos, DB/Returner

1970

Ken Serck, T
Gerald Meyer, DB
Chris Farasopoulos, DB/Returner

1971

Gordon Gravelle, OG
Joe Liljenquist, DE
Jeff Lyman, LB
Dan Hansen, S
Golden Richards, Returner

1972

Paul Howard, OG
P. Van Valkenburg, RB
Paul Linford, DT
Ron Tree, LB
Dave Atkinson, DB
Dan Hansen, S

1973

Jay Miller, WR
Paul Linford, DT

1974

Brad Oates, OT
Lloyd Fairbanks, OG
Orrin Olsen, C
Gary Sheide, QB
Keith Rivera, DE
Paul Linford, DT
Larry Carr, LB

1975

Brad Oates, OT
Jeff Blanc, RB

Sid Smith, LB
Gary Shaw, DB
Dana Wilgar, DB

1976

Brian Billick, TE
Dave Hubbard, OL
Gifford Nielsen, QB
Jeff Blanc, RB
Mekeli Jeremia, DE
Bill Rice, DL
Rod Wood, LB
Blake Murdock, LB
Dana Wilgar, DB

1977

Mike Chronister, WR
Keith Uperesa, OT
Lance Reynolds, OT
Todd Christensen, FB
Mekeli Jeremia, DE
Mark Bernsten, LB
Jason Coloma, DB

1978

Mike Chronister, WR
Tom Bell, OL
Al Gaspard, OL
Jim McMahon, QB
Mat Mendenhall, DL
Ross Varner, DL
Larry Miller, LB
Jason Coloma, DB

1979

Lloyd Jones, WR
Clay Brown, TE
Tom Bell, OL
Nick Eyre, OL
Danny Hansen, OL
Scott Nielson, OG
Marc Wilson, QB
Homer Jones, RB
Glen Titensor, DE
Glen Redd, LB
Gary Kama, LB
John Neal, DB
Bill Schoepflin, DB

1980

Jim McMahon, QB
Lloyd Jones, WR
Clay Brown, TE
Nick Eyre, OL
Calvin Close, OL
Glen Titensor, DL
Brad Anae, DL
Glen Redd, LB
Bill Schoepflin, DB
Mark Brady, DB
Clay Brown, P

1981

Jim McMahon, QB
Dan Plater, WR

Calvin Close, OL
Brad Anae, DE
Kyle Whittingham, LB

1982

Steve Young, QB
Gordon Hudson, TE
Bart Oates, C
Lloyd Eldredge, OG
Vince Stroth, OT
Chuck Ehin, NG
Mike Morgan, DT
Todd Shell, LB
Tom Holmoe, DB
Mike Mees, P

1983

Steve Young, QB
Gordon Hudson, TE
Todd Shell, LB
Casey Tiumalu, RB
Rex Burningham, OT
Brandon Flint, DE
Jon Young, DB

1984

Robbie Bosco, QB
Glen Kozlowski, WR
David Mills, TE
Marv Allen, LB
Trevor Matich, C
Craig Garrick, OG
Kyle Morrell, DE
Jim Herrmann, DE

1985

Jason Buck, DT
Mark Bellini, WR
Trevor Molini, TE
Kurt Gouveia, LB
Lakei Heimuli, FB
Leon White, LB
Dave Wright, OT

1986

Jason Buck, DT
Shawn Knight, DT
Lakei Heimuli, RB
Mark Bellini, WR
Rodney Thomas, DB

1987

John Borgia, OG
Leonard Chitty, K
David Futrell, NG
Troy Long, DB
Thor Salanoa, LB

1988

Chuck Cutler, WR
Bob Davis, LB
Rodney Rice, DB
Pat Thompson, P
Brian White, OT

1989

Eric Bergeson, DB
Bob Davis, LB
Ty Detmer, QB
Mo Elewonibi, OL
Chris Smith, TE

1990

Matt Bellini, HB
Andy Boyce, WR
Ty Detmer, QB
Alema Fitisemanu, LB
Neal Fort, OT
Earl Kauffman, P
Rich Kaufusi, DT
Brian Mitchell, DB
Chris Smith, TE
Robert Stephens, C

1991

Rocky Biegel, LB
Ty Detmer, QB
Bryan May, OG
Byron Rex, TE

1992

Scott Brumfield, OL
Lenny Gomes, OL
Eric Drage, WR
Derwin Gray, DB
Shad Hansen, LB
Garry Pay, C
Byron Rex, TE

1993

Todd Herget, LB
Eric Drage, WR
Mike Empey, OL

1994

Randy Brock, DE
Evan Pilgrim, OL
Jamal Willis, HB

1995

Chad Lewis, TE
Larry Moore, OL
John Raass, DL
Shay Muirbrook, LB
Stan Raass, LB
James Dye, Returner

1996

Itula Mili, TE
Chad Lewis, TE
Larry Moore, OL
Steve Sarkisian, QB
Henry Bloomfield, DL
Shay Muirbrook, LB
Tim McTyer, DB
Omarr Morgan, DB
James Dye, Returner

1997

Omar Morgan, DB
John Tait, OL

1998

John Tait, OL
Rob Morris, LB
Brian Gray, DB
Daren Yancey, DL

1999

Kevin Feterik, QB
Byron Frisch, DE
Brian Gray, DB
Margin Hooks, WR
Matt Johnson, OL
Rob Morris, LB

2000

Owen Pochman, K
Setema Gali, DE
Justin Ena, LB
Aaron Edmunds, P

2001

Luke Staley, RB
Brandon Doman, QB
Reno Mahe, WR
Doug Jolley, TE
Jason Scukanec, C
Ryan Denney, DE
Jernaro Gilford, DB
Justin Ena, LB

2002

Dustin Rykert, OL
Brady Poppinga, DL
Matt Payne, P

2003

Aaron Francisco, S
Brady Poppinga, DL
Matt Payne, P

2004

Todd Watkins, WR
Aaron Francisco, S
Brady Poppinga, DL
Matt Payne, P

2005

John Beck, QB
Curtis Brown, RB
Jonny Harline, TE

2006

John Beck, QB
Curtis Brown, RB
Jonny Harline, TE
Jake Kuresa, OL
Cameron Jensen, LB

2007

Max Hall, QB
Dennis Pitta, TE
Ray Feinga, OL
Dallas Reynolds, OL

Jan Jorgensen, DL
Bryan Kehl, LB

2008

Austin Collie, WR
Dennis Pitta, TE
Ray Feinga, OL
Dallas Reynolds, OL
Jan Jorgensen, DL

2009

Dennis Pitta, TE
Harvey Unga, RB
Matt Reynolds, OL
Jan Jorgensen, DL

2010

Matt Reynolds, OL
Andrew Rich, DB
Vic So'oto, DL

2011*

Riley Nelson, QB
Cody Hoffman, WR
Braden Hansen, OL
Matt Reynolds, OL
Kyle Van Noy, LB
Travis Uale, DB
Corby Eason, DB

2012*

Cody Hoffman, WR
Braden Brown, OL
Ezekiel Ansah, DL
Kyle Van Noy, LB
Riley Stephenson, P
JD Falslev, Returner

2013*

Jamaal Williams, RB
Michael Yeck, OL
Eathyn Manumaleuna, DL
Uani 'Unga, LB
Kyle Van Noy, LB
Daniel Sorensen, DB
Adam Hine, Returner

2014*

Mitch Mathews, WR
Jordan Leslie, WR
Tejan Koroma, OL
De'Ondre Wesley, OL
Bronson Kaufusi, DL
Robertson Daniel, DB
Skye PoVey, DB
Trevor Samson, K
Scott Arellano, P
Adam Hine, Returner

2015*

Tanner Mangum, QB
Algernon Brown, RB
Mitch Mathews, WR
Tejan Koroma, OL
Bronson Kaufusi, DL

Fred Warner, LB
Kai Nacua, DB
Michael Wadsworth, DB
Jonny Linehan, P

2016*

Jamaal Williams, RB
Tejan Koroma, OL
Sae Tautu, DL
Logan Taele, DL
Kai Nacua, DB
Jonny Linehan, P

2017*

Corbin Kaufusi, DL
Dayan Ghanwoloku, DB
Jonny Linehan, P
Michael Shelton, PR

2018*

Corbin Kaufusi, DL
Sione Takitaki, LB
Austin Hoyt, OL
Matt Bushman, TE

2019*

Matt Bushman, TE
James Empey, OL
Dayan Ghanwoloku, DB

*All-Independent



INDEPENDENT (2011-PRESENT)

On September 1, 2010, BYU announced its football program would compete in the NCAA Football Bowl Subdivision as an independent beginning with the 2011 season. Since the university instituted a football program in 1922, BYU had been a member of five different conferences, including the Rocky Mountain (1922-37), Mountain States/Skyline (1938-61), Western Athletic (1962-98) and Mountain West (1999-2010). The Cougars claimed their first conference championship in program history in 1965, going 4-2 in the WAC under head coach Tom Hudspeth and have won 23 conference championships the club's history. BYU won its next title, the first of 19 under legendary coach LaVell Edwards, in 1974. During its time in the MWC, the Cougars won four championships, including back-to-back undefeated conference seasons in 2006 and 2007.

MOUNTAIN WEST (1999-10)

- For the third time in program history, BYU chartered the creation of a new conference, this time joined by New Mexico, Utah, Air Force, Colorado St., San Diego State, UNLV and Wyoming. TCU joined in 2005.
- BYU football posted a 64-26 (.711) conference record in its 12 years in the conference.
- The Cougars' four MWC titles, 64 wins and 54 All-MWC First Team selections equal or surpass any MWC team since the league's inception.
- BYU won four MWC titles, including back-to-back championships in 2006-07. In three of its championship seasons, BYU went undefeated in conference play.

WESTERN ATHLETIC (1962-98)

- BYU was a charter member of the conference along with Arizona, Arizona State, New Mexico, Utah and Wyoming.
- The WAC eventually expanded to as many as 16 schools in 1996.
- BYU football posted a 187-69-2 (.729) conference record in its 37 years in the conference.
- While in the WAC, the Cougars won the 1984 National Championship, finishing 13-0.
- BYU won a total of 19 titles in the WAC, including its first-ever football championship in 1965 and 10-straight from 1976-85.
- BYU's 19 WAC titles, 187 conference wins and 199 All-WAC First Team selections are all still the most by far of any WAC team.

MOUNTAIN STATES/SKYLINE (1938-61)

- BYU was a charter member of the conference, leaving with Colorado, Colorado State, Denver, Utah, Utah State and Wyoming when the RMFAC was deemed too large. Montana and New Mexico joined in 1951.
- After Colorado left in 1947, the conference became popularly known as the Skyline Conference.
- Football posted a 41-75-12 (.367) conference record in its 24 years in the conference.
- The conference dissolved in early 1962 after BYU, Utah, Wyoming and New Mexico left to form the WAC.

ROCKY MOUNTAIN FACULTY ATHLETIC (1922-37)

- BYU joined the RMFAC in 1918 with football participation beginning four years later.
- BYU football posted a 46-52-4 (.471) conference record in its 16 years in the conference.
- When BYU joined, other RMFAC schools included Colorado, Colorado A&M (now Colorado State), Colorado College, Colorado School of Mines, Denver, Utah, Utah State and Montana State. Wyoming, Western St. and Colorado Teacher's College (now Northern Colorado) joined two years later.
- Known today as the Rocky Mountain Athletic Conference (RMAC), it is now a Division II conference with 14 members.





BYU currently has 12 players under NFL contract. Head coach Andy Reid and defensive back Daniel Sorensen of the Kansas City Chiefs won Super Bowl LIV in February of 2020. The Chiefs defeated former linebacker Fred Warner, who led the 49ers to an NFC championship is a starting linebacker that led the club in total tackles for the second consecutive seasons. Quarterback Taysom Hill recently signed a \$21 million extension with the New Orleans Saints as he has become the most versatile player in the NFL. Two-time Super Bowl Champion Kyle Van Noy also signed a new deal, moving to the Miami Dolphins for a four-year, \$51 million contract. Most recently, Dayan Ghanwoloku and Aleve Hifo signed free agent deals with the Rams and Chiefs, respectively.

Ezekiel Ansah	Seattle Seahawks
Michael Davis	Los Angeles Chargers
Dayan Ghanwoloku	Los Angeles Rams
Aleve Hifo	Kansas City Chiefs
Taysom Hill	New Orleans Saints
Bronson Kaufusi	New York Jets
Corbin Kaufusi	New Orleans Saints
Harvey Langi	New York Jets
Daniel Sorensen	Kansas City Chiefs
Sione Takitaki	Cleveland Browns
Kyle Van Noy	New England Patriots
Fred Warner	San Francisco 49ers
Jamaal Williams	Green Bay Packers

Andy Reid (Head coach) Kansas City Chiefs





TOM HOLMOE



FRED WARNER



TAYSOM HILL



DANIEL SORENSEN

BYU has had 142 players drafted by the NFL and another 193 undrafted players receive NFL opportunities. BYU has had 11 first round picks, the most recent being Ghana native Ezekiel Ansah, who was drafted No. 5 overall to the Detroit Lions in 2013. BYU's most recent draft pick was linebacker Sione Takitaki, going in the third round to the Cleveland Browns in the 2019 NFL Draft.


Punter Lee Johnson had the longest NFL career, spanning 18 seasons and six teams. He was a fifth-round draft pick by the Houston Oilers (1985-87). He went on to play for the Cleveland Browns (1987-1988), Cincinnati Bengals (1988-1998), New England Patriots (1999-2001), Minnesota Vikings (2001) and Philadelphia Eagles (2002). At the time of his retirement, his 51,979 punt yards were the third most in NFL history.

There have been 43 different Cougars in the Super Bowl, bringing home 42 total championship rings. Cougars in this past Super Bowl included Chief's head coach Andy Reid and starting safety Daniel Sorensen and 49ers starting middle linebacker Fred Warner. Former defensive back and current, athletic director Tom Holmoe has the most with four rings, including three as a player and one as a coach, all with the 49ers. From 1980-1992 the Cougars had at least one

representative in the Super Bowl each year. Kyle Van Noy has won two of the last three Super Bowls with the New England Patriots.

John Denney was the NFL's "Iron Man" leader with the most consecutive games played before finishing his career just before the 2019-20 season. He played 14 seasons with the Miami Dolphins and played in 224 games—only Dan Marino played in more games as a Dolphin.

Steve Young is arguably BYU's best known NFL player, spending 15 seasons in the league, 13 with the 49ers. Young won Super Bowl XXIX 49-26 over the Chargers with a Super Bowl-record six touchdown passes, winning the game's MVP award. He was also the league's MVP in 1992 and 1994. In '94, he set an NFL-record 112.8 passer rating. He was inducted into the NFL Hall of Fame in 2005.



LEE JOHNSON



JAMAAL WILLIAMS



STEVE YOUNG



KYLE VAN NOY

BYU has had 43 Cougars in the Super Bowl, including current director of athletics Tom Holmoe and quarterback Steve Young who each won three rings playing for the San Francisco 49ers. Holmoe won an additional ring as a coach with 49ers after his playing career was over. Offensive lineman Bart Oates also has three Super Bowl rings, winning two with the New York Giants and one with the 49ers. Quarterback Jim McMahon led the Chicago Bears to a Super Bowl XX victory in 1986 and then won a second ring with the Green Bay Packers in 1997 at Super Bowl XXXI. Defensive linemen Brett Keisel and Chris Hoke both have a pair of rings while playing together for the Pittsburgh Steelers. Tight end Dennis Pitta won in 2013 with the Ravens. Pitta had four catches for 26 yards including a 1-yard touchdown reception in the Super Bowl XLVII win over the 49ers. Linebacker Kyle Van Noy has appeared in three Super Bowls, winning two with the New England Patriots. Most recently, linebacker Fred Warner of the 49ers and Daniel Sorensen of the Kansas City Chiefs, led by former BYU lineman and coach Andy Reid squared off in Super Bowl LIV. Sorensen and Reid were victorious to add two more rings to the Cougars' totals.



COUGARS IN THE SUPER BOWL						
SB	YEAR	PLAYER	POS	TEAM	W/L	SCORE
IX	1975	Gordon Gravelle	T	Pittsburgh	W	16-6
X	1976	Gordon Gravelle	T	Pittsburgh	W	21-17
X	1976	Golden Richards	KR	Dallas	L	21-17
XII	1978	Golden Richards	WR	Dallas	W	27-10
XII	1978	Paul Howard	G	Denver	L	27-10
XIV	1980	Gordon Gravelle	T	L.A. Rams	L	31-19
XV	1981	Todd Christensen	TE	Oakl. Raiders	W	27-10
XV	1981	Marc Wilson	QB	Oakl. Raiders	W	27-10
XVI	1982	Bill Ring	RB	San Francisco	W	26-21
XVII	1983	Matt Mendenhall	DE	Washington	W	27-17
XVIII	1984	Todd Christensen	TE	L.A. Raiders	W	38-9
XVIII	1984	Marc Wilson	QB	L.A. Raiders	W	38-9
XIX	1985	Tom Holmoe	DB	San Francisco	W	38-16
XIX	1985	Bill Ring	RB	San Francisco	W	38-16
XIX	1985	Todd Shell	LB	San Francisco	W	38-16
XX	1986	Jim McMahon	QB	Chicago	W	46-10
XX	1986	Trevor Matich	OL	New England	L	46-10
XXI	1987	Bart Oates	C	NY Giants	W	39-20
XXII	1988	Kurt Gouveia	LB	Washington	W	42-10
XXIII	1989	Jason Buck	DE	Cincinnati	L	20-16
XXIII	1989	Lee Johnson	P	Cincinnati	L	20-16
XXIII	1989	Leon White	LB	Cincinnati	L	20-16
XXIII	1989	Tom Holmoe	DB	San Francisco	W	20-16
XXIII	1989	Steve Young	QB	San Francisco	W	20-16
XXIII	1989	Todd Shell	DB	San Francisco	W	20-16
XXIV	1990	Steve Young	QB	San Francisco	W	55-10
XXIV	1990	Tom Holmoe	DB	San Francisco	W	55-10
XXV	1991	Bart Oates	C	N.Y. Giants	W	20-19
XXVI	1992	Jason Buck	DE	Washington	W	37-24
XXVI	1992	Mo Elewonibi	OL	Washington	W	37-24
XXVI	1992	Kurt Gouveia	LB	Washington	W	37-24
XXIX	1995	Steve Young	QB	San Francisco	W	49-26
XXIX	1995	Bart Oates	C	San Francisco	W	49-26
XXIX	1995	Jamal Willis	RB	San Francisco	W	49-26
XXIX	1995	Tim Hanshaw	G	San Francisco	W	49-26
XXIX	1995	Tom Holmoe	Coach	San Francisco	W	49-26

SB	YEAR	PLAYER	POS	TEAM	W/L	SCORE
XXXI	1997	Mike Holmgren	Coach	Green Bay	W	35-21
XXXI	1997	Jim McMahon	QB	Green Bay	W	35-21
XXXI	1997	Andy Reid	Coach	Green Bay	W	35-21
XXXII	1998	Mike Holmgren	Coach	Green Bay	L	31-24
XXXII	1998	Andy Reid	Coach	Green Bay	L	31-24
XXXIII	1999	Travis Hall	DE	Atlanta	L	34-19
XXXV	2001	Brian Billick	Coach	Baltimore	W	34-7
XXXVI	2002	Setema Gali	DE	New England	W	20-17
XXXVII	2003	Doug Jolley	TE	Oakland	L	48-21
XXXIX	2005	Reno Mahe	RB	Philadelphia	L	24-21
XXXIX	2005	Chad Lewis	TE	Philadelphia	L	24-21
XXXIX	2005	Ifo Pili	DL	Philadelphia	L	24-21
XXXIX	2005	Andy Reid	Coach	Philadelphia	L	24-21
XL	2006	Brett Keisel	DE	Pittsburgh	W	21-10
XL	2006	Chris Hoke	DL	Pittsburgh	W	21-10
XL	2006	Shaun Nua	DE	Pittsburgh	W	21-10
XL	2006	Mike Holmgren	Coach	Seattle	L	21-10
XL	2006	Itula Mili	TE	Seattle	L	21-10
XLI	2007	Rob Morris	LB	Indianapolis	W	29-17
XLI	2007	John Tait	OL	Chicago	L	29-17
XLI	2007	Gabe Reid	TE	Chicago	L	29-17
XLIII	2009	Aaron Francisco	DB	Arizona	L	27-23
XLIII	2009	Kelly Poppinga	LB	Arizona	L	27-23
XLIII	2009	Chris Hoke	DL	Pittsburgh	W	27-23
XLIII	2009	Brett Keisel	DE	Pittsburgh	W	27-23
XLIV	2010	Aaron Francisco	DB	Indianapolis	L	31-17
XLIV	2010	Austin Collie	WR	Indianapolis	L	31-17
XLV	2011	Chris Hoke	DL	Pittsburgh	L	31-25
XLV	2011	Brett Keisel	DE	Pittsburgh	L	31-25
XLVII	2013	Dennis Pitta	TE	Baltimore	W	34-21
LII	2017	Kyle Van Noy	LB	New England	W	34-28/OT
LII	2018	Kyle Van Noy	LB	New England	L	41-33
LII	2019	Kyle Van Noy	LB	New England	W	13-3
LIV	2020	Andy Reid	Coach	Kansas City	W	31-20
LIV	2020	Daniel Sorensen	DB	Kansas City	W	31-20
LIV	2020	Fred Warner	LB	San Francisco	L	31-20

PLAYER	YEAR	RND.	TEAM	PLAYER	YEAR	RND.	TEAM
Sione Takitaki, LB	2019	3	Cleveland Browns	Jason Buck, DE	1987	1/17	Cincinnati Bengals
Fred Warner, LB	2018	3	San Francisco 49ers	Mark Bellini, WR	1987	7	Indianapolis Colts
Jamaal Williams, RB	2017	4	Green Bay Packers	Lakei Heimuli, RB	1987	9	Chicago Bears
Bronson Kaufusi, DL	2016	3	Baltimore Ravens	Robbie Bosco, QB	1986	3	Green Bay Packers
Quinn Lawlor, OL	2015	6	Montreal Alouettes*	Leon White, LB	1986	5	Cincinnati Bengals
Kyle Van Noy, LB	2014	2	Detroit Lions	Kurt Gouveia, LB	1986	8	Washington Redskins
Ezekiel Ansah, DE	2013	1/5	Detroit Lions	C. Whittingham, LB	1986	9	Cincinnati Bengals
Harvey Unga, RB	2010	7 (s)	Chicago Bears	Vai Sikahema, RB	1986	10	St. Louis Cardinals
Dennis Pitta, TE	2010	4	Baltimore Ravens	Glen Kozlowski, WR	1986	11	Chicago Bears
Austin Collie, WR	2009	4	Indianapolis Colts	Jeff Sprowls, CB	1986	12	San Diego Chargers
Fui Vakapuna, RB	2009	7	Cincinnati Bengals	Trevor Matich, C	1985	1/28	New England Patriots
Bryan Kehl, LB	2008	4	New York Giants	Robert Anae, G	1985	3	NJ Generals^
John Beck, QB	2007	2	Miami Dolphins	Kyle Morrell, DB	1985	4	Minnesota Vikings
Todd Watkins, WR	2006	7	Arizona Cardinals	Lee Johnson, P/K	1985	5	Houston Oilers
Brady Poppinga, LB	2005	4	Green Bay Packers	Louis Wong, OT	1985	5	St. Louis Cardinals
Scott Young, OL	2005	5	Philadelphia Eagles	Jim Herrmann, DT	1985	7	Dallas Cowboys
Shaun Nua, DE	2005	7	Pittsburgh Steelers	Steve Young, QB	1984	1^, 1(s)	LA Express^/Tampa Bay
Colby Bockwoldt, LB	2004	7	New Orleans Saints	Todd Shell, LB	1984	1/24	San Francisco 49ers
Dustin Rykert, OL	2003	6	Oakland Raiders	Kirk Pendleton, WR	1984	11	San Francisco 49ers
Spencer Nead, TE	2003	7	New England Patriots	Eddie Stinnett, RB	1984	17	Philadelphia Stars^
Doug Jolley, TE	2002	2	Oakland Raiders	Gordon Hudson, TE	1984	8^, 1(s)	LA Express^/Seattle
Ryan Denney, DE	2002	2	Buffalo Bills	Greg Peterson, DB	1984		Calgary Stampeders*
Brandon Doman, QB	2002	5	San Francisco 49ers	Casey Tiunulu, RB	1984	14	LA Express^
Luke Staley, RB	2002	7	Detroit Lions	Steve Harper, TE	1984	16	Jacksonville Bulls^
Brett Keisel, DE	2002	7	Pittsburgh Steelers	Brandon Flint, DT	1984	17	Pittsburgh Maulers^
Owen Pochman, K	2001	7	New England Patriots	Jon Young, DB	1984	19	Philadelphia Stars^
Tevita Ofahengaue, TE	2001	7	Arizona Cardinals	Neil Balholm, WR	1983	4	Denver Gold^
Rob Morris, LB	2000	1/28	Indianapolis Colts	Tom Holmoe, DB	1983	4	San Francisco 49ers
Byron Frisch, DL	2000	3	Tennessee Titans	Chuck Ehin, DE	1983	12	San Diego Chargers
Matt Johnson, OL	2000	5	Indianapolis Colts	Bart Oates, C	1983		Philadelphia Stars^
John Tait, OL	1999	1/14	Kansas City Chiefs	Scott Collie, WR	1983		Hamilton Tiger-Cats*
Daren Yancey, DL	1999	6	Oakland Raiders	Jim McMahon, QB	1982	1/5	Chicago Bears
Joe Wong, OL	1999	7	Miami Dolphins	Dan Plater, WR	1982	4	Denver Broncos
Eric Bateman, OL	1998	5	New York Jets	Steve Rogers, OT	1982		Denver Gold^
Dustin Johnson, FB	1998	6	New York Jets	Brad Anae, DE	1982		Houston Gamblers^
Jason Andersen, OL	1998	7	New England Patriots	K. Whittingham, LB	1982		Portland Storm^
Ben Cahoon, WR	1998	1	Montreal Alouettes*	Clay Brown, TE	1981	2	Denver Broncos
Harland Ah You, DL	1998	3	Calgary Stampeders*	Glen Titensor, DT	1981	3	Dallas Cowboys
Itula Mili, TE	1997	6	Seattle Seahawks	Scott Phillips, RB	1981	4	Seattle Seahawks
Mike Ulufale, DL	1996	3	Dallas Cowboys	Nick Eyre, OT	1981	4	Houston Oilers
Evan Pilgrim, OL	1995	3	Chicago Bears	Glenn Redd, LB	1981	6	New Orleans Saints
Tim Hanshaw, OL	1995	4	San Francisco 49ers	Lloyd Jones, WR	1981	8	New York Jets
Travis Hall, DL	1995	6	Atlanta Falcons	Eric Lane, RB	1981	8	Seattle Seahawks
Eli Herring, OL	1995	6	Los Angeles Raiders	Marc Wilson, QB	1980	1/15	Oakland Raiders
John Walsh, QB	1995	7	Cincinnati Bengals	Mat Mendenhall, DT	1980	2	Washington Redskins
Derwin Gray, DB	1993	4	Indianapolis Colts	Tod Thompson, TE	1979	10	Pittsburgh Steelers
Ty Detmer, QB	1992	9	Green Bay Packers	Larry Miller, LB	1979	8	St. Louis Cardinals
Neal Fort, OT	1991	6	Los Angeles Rams	T. Christensen, FB	1978	2	Dallas Cowboys
Brian Mitchell, DB	1991	7	Atlanta Falcons	Gifford Nielsen, QB	1978	3	Houston Oilers
Andy Katoa, LB	1991	9	San Diego Chargers	Mekeli Ieremia, DE	1978	6	Chicago Bears
Chris Smith, TE	1991	11	Cincinnati Bengals	Lance Reynolds, OT	1978	9	Pittsburgh Steelers
Todd Herget, LB	1991	7	Edmonton Eskimos*	Dave Hubbard, OT	1977	5	New Orleans Saints
Mo Elewonibi, OL	1990	3	Washington Redskins	Bill Rice, DT	1977	8	New York Giants
John Hunter, OL	1989	3	Minnesota Vikings	Brian Billick, TE	1977	11	San Francisco 49ers
Rodney Rice, DB	1989	8	New England Patriots	Brad Oates, OT	1976	3	St. Louis Cardinals
Warren Wheat, OL	1989	8	Los Angeles Rams	Stan Varner, DE	1976	6	Atlanta Falcons
Rodney Thomas, DB	1988	5	Miami Dolphins	Orrin Olsen, C	1976	8	Kansas City Chiefs
David Futrell, NG	1988	12	New York Giants	Sid Smith, LB	1976	10	Tampa Bay Buccaneers
Steve Kaufusi, DL	1988	12	Philadelphia Eagles	Gary Shaw, DB	1976	17	Los Angeles Rams
Shawn Knight, DT	1987	1/11	New Orleans Saints	Gary Sheide, QB	1975	3	Cincinnati Bengals

*CFL ^USFL

BYU'S NFL DRAFT FACTS

PLAYER	YEAR	RND.	TEAM
Wayne Baker, DT	1975	3	San Francisco 49ers
Paul Linford, DT	1975	4	Baltimore Colts
Lloyd Fairbanks, OG	1975		Montreal Alouettes*
Dave Atkinson, DB	1974	10	Pittsburgh Steelers
Doug Richards, DB	1974	14	Dallas Cowboys
Golden Richards, WR	1973	2	Dallas Cowboys
Paul Howard, OG	1973	3	Denver Broncos
P. VanValkenburg, FB	1973	3	New Orleans Saints
Dan Hansen, DB	1973	15	Detroit Lions
Gordon Gravelle, OT	1972	2	Pittsburgh Steelers
Jeff Lyman, LB	1972	4	St. Louis Cardinals
C. Farasopoulos, DB	1971	3	New York Jets
Jeff Slipp, DE	1970	14	Denver Broncos
Mike Loper, OT	1969	8	San Francisco 49ers
Phil Odle, WR	1968	5	Detroit Lions
Casey Boyett, E	1968	9	San Francisco 49ers
Max Huber, T	1968	13	Boston Patriots
Dennis Patera, K	1968	17	San Francisco 49ers
Curg Belcher, DB	1967	3	Washington Redskins
Virgil Carter, QB	1967	6	Chicago Bears
Lou Andrus, DE	1967	11	Denver Broncos
Dennis Brewster, T	1966	6	Chicago Bears
Allan Robinson, HB	1964	16	Detroit Lions
Gene Frantz, B	1963	17	Detroit Lions
John Kapele, DE	1960	10	Pittsburgh Steelers
Lonnie Dennis, OL	1960	7	Pittsburgh Steelers
Jay Wenig, G	1957	17	New York Giants
Robert Bills, B	1955	17	New York Giants
Dewey Brundage, E	1954	22	Detroit Lions
Ray Oliverson, B	1952	14	Detroit Lions
Rex Barry, B	1951	14	San Francisco 49ers
Merrill Kimball, T	1949	16	Detroit Lions
Gayland Mills, E	1948	29	Green Bay Packers
Scotty Deeds, B	1947	17	Chicago Cards
Marcel Chatterton, B	1947	28	Boston Yanks
Reeve Nilsen, C	1947	16	Detroit Lions
Rich. Chatterton, B	1946	14	Chicago Bears
Dean Chipman, B	1942	14	Washington Redskins
Gar. Chamberlain, T	1942	17	Pittsburgh Steelers
Merrill Waters, E	1939	19	Detroit Lions
J. Stringham, B	1938	9	Brooklyn Dodgers

*CFL ^USFL

- The Cougars have had 11 different players drafted in the first round of the NFL Draft and one player selected in the first round of the USFL Draft (Steve Young).

- Ezekiel "Ziggy" Ansah was drafted 5th overall by the Detroit Lions in 2013 NFL Draft, tying Jim McMahon for the highest NFL Draft pick out of BYU in the regular NFL Draft. Ansah, who went on to lead all NFL rookies in sacks in 2013, is the highest defensive pick for the Cougars. The highest all-time pick is Steve Young, who was picked first overall in the special 1984 NFL Supplemental Draft of USFL and CFL players.

- Linebacker Sione Takitaki was the most recent Cougar drafted, going in the third round to the Cleveland Browns in 2019.

- Fred Warner was drafted by the San Francisco 49ers in the third round of the 2018 NFL Draft. The linebacker went on to start every game his rookie season, posting a team-leading 124 total tackles. Again starting every game, Warner helped San Francisco advance to the Super Bowl in 2020 where he had 7 tackles and an interception.

- Running back Jamaal Williams was drafted in the fourth round to the Green Bay Packers in 2017 and was BYU's last offensive player selected.

- Dennis Pitta became the 10th BYU tight end picked in the NFL Draft and the fourth since 2001. The consensus All-American was the 16th pick in the fourth round of the 2010 draft, 114th overall by the Baltimore Ravens. Pitta was the first Cougar to be selected by the Ravens.

- Four BYU athletic department administrators were selected in the NFL Draft, including Robbie Bosco (1986, Green Bay Packers), Lee Johnson (1985, Houston Oilers), Tom Holmoe (1983, San Francisco 49ers) and Fui Vakapuna (2009, Cincinnati Bengals)

- Over the past 34 professional drafts, 70 players have been drafted, including 38 offensive players, 31 defensive players and one special teams player from BYU.

- BYU has had a player selected in 45 of the last 50 NFL Drafts and in 65 of 85 drafts in history.



Ezekiel "Ziggy" Ansah tied Jim McMahon as BYU's highest draft pick in history, going at No. 5 to the Detroit Lions in the 2013 NFL Draft.

BYU has a record of 582-427-26 (.575). The Cougars have had just 14 head coaches in nearly a century of football as they enter the 96th season of play. (BYU did not play football for three years (1943-45) during World War II.) Over the past 50 seasons, the Cougars have had the 10th-most wins of any team in college football to date.

YEAR	RECORD	COACH
1922	1-5	Twitchell
1923	2-5	Twitchell
1924	2-3-1	Twitchell
1925	3-3	Hart
1926	1-5-1	Hart
1927	2-4-1	Hart
1928	3-3-1	Romney
1929	5-3	Romney
1930	5-2-4	Romney
1931	4-4	Romney
1932	8-1	Romney
1933	5-4	Romney
1934	4-5	Romney
1935	4-4	Romney
1936	4-5	Romney
1937	6-3	Kimball
1938	4-3-1	Kimball
1939	5-2-2	Kimball
1940	2-4-2	Kimball
1941	4-3-2	Kimball
1942	2-5	Millet
1946	5-4-1	Kimball
1947	3-7	Kimball
1948	5-6	Kimball
1949	0-11	Atkinson
1950	4-5-1	Atkinson
1951	6-3-1	Atkinson
1952	4-6	Atkinson
1953	2-7-1	Atkinson
1954	1-8	Atkinson
1955	1-9	Atkinson
1956	2-7-1	Kopp
1957	5-3-2	Kopp
1958	6-4	Kopp
1959	3-7	Stevens
1960	3-8	Stevens
1961	2-8	Mitchell
1962	4-6	Mitchell
1963	2-8	Mitchell
1964	3-6-1	Hudspeth
1965	6-4	Hudspeth
1966	8-2	Hudspeth

1922

Record: 1-5 Rocky Mountain (8th)

Coach: Alvin Twitchell

DATE	OPPONENT	RESULT
10/7	Utah State	L, 3-41
10/14	at Utah	L, 0-49
10/24	Colo. Mines (H)	L, 0-47
11/14	Wyoming	W, 7-0
11/25	at Colo. A&M	L, 0-33
11/30	at Wyoming	L, 0-13

1923

Record: 2-5 Rocky Mountain (T-7th)

Coach: Alvin Twitchell

DATE	OPPONENT	RESULT
9/29	Montana State	W, 16-15
10/13	at Colo. A&M	L, 6-14
10/20	at Colorado	L, 0-41
10/27	Utah	L, 0-15
11/3	Western State	W, 19-0
11/12	at Utah State	L, 0-40
11/29	at Colo. College	L, 6-31

1924

Record: 2-3-1 Rocky Mountain

Coach: Alvin Twitchell

DATE	OPPONENT	RESULT
10/3	at Colo. College	W, 3-0
10/11	at Montana St.	L, 0-13
10/25	at Utah	L, 0-35
11/7	Utah St. (H)	L, 0-14
11/11	at Western St.	W, 26-13
11/15	at Colo. Mines	T, 0-0

1925

Record: 3-3 Rocky Mountain (T-6th)

Coach: C.J. Hart

DATE	OPPONENT	RESULT
10/10	at Colo. A&M	L, 0-21
10/17	Colo. Coll. (H)	W, 7-6
10/24	at Utah State	L, 0-14
10/31	Utah	L, 0-27
11/7	Western State	W, 39-7
11/21	Montana State	W, 16-7

1926

Record: 1-5-1 Rocky Mountain (9th)

Coach: C.J. Hart

DATE	OPPONENT	RESULT
10/2	UC Davis	L, 0-17
10/9	at Colo. Teachers	L, 6-12
10/15	Utah State (H)	T, 0-0
10/23	at Western State	W, 30-0
11/6	at Montana State	L, 0-27
11/13	at Utah	L, 7-40
11/20	Colorado A&M	L, 6-19

1927

Record: 2-4-1 Rocky Mountain (7th)

Coach: C.J. Hart

DATE	OPPONENT	RESULT
10/8	at Colo. A&M	L, 0-29
10/15	at UC Davis	T, 0-0
10/22	Col. Teachers (H)	L, 7-21
10/29	at Utah State	L, 0-22
11/5	Western State	W, 60-0
11/12	Utah	L, 0-20
11/19	Colorado Mines	W, 38-19

1928

Record: 3-3-1 Rocky Mountain (10th)

Coach: G. Ott Romney

DATE	OPPONENT	RESULT
9/29	College of Idaho	W, 9-6
10/6	UC Davis	W, 7-6
10/13	at Colo. A&M	L, 6-15
10/20	at Western St.	W, 46-0
10/27	Utah State	L, 0-10
11/3	at Montana St.	L, 7-19
11/17	at Utah	T, 0-0

1929

Record: 5-3 Rocky Mountain (4th)

Coach: G. Ott Romney

DATE	OPPONENT	RESULT
9/28	at Nevada	W, 10-7
10/5	at Calif. Davis	L, 0-19
10/12	Montana State	L, 12-13
10/18	^Utah St.	W, 7-6
10/26	Western State	W, 33-12
11/2	at Utah	L, 13-45
11/11	Colo. St. Teachers	W, 25-13
11/23	Wyoming	W, 40-0

1930

Record: 5-2-4 Rocky Mountai (3rd)

Coach: G. Ott Romney

DATE	OPPONENT	RESULT
9/27	Wyoming	W, 19-12
10/4	Nevada	T, 6-6
10/11	at Colo. Teachers	T, 7-7
10/18	at Utah	L, 7-24
10/25	at Western St.	W, 25-0
11/1	^Utah St.	W, 39-14
11/8	at Mt. St. Charles	T, 13-13
11/15	Montana St. (H)	W, 19-6
11/22	at Regis	W, 18-6
11/27	at College of Idaho	T, 13-13
12/10	at Hawai'i	L, 13-49

1931

Record: 4-4 Rocky Mountain (7th)

Coach: G. Ott Romney

DATE	OPPONENT	RESULT
9/18	^UAY All-Stars	W, 7-3
9/25	at San Francisco	L, 0-25
10/3	at Nevada	W, 18-14
10/17	at Utah	L, 0-43
10/24	Western State	W, 31-0
10/31	at Colo. Teachers	L, 0-6
11/7	^Utah State	W, 6-0
11/13	Wyoming (H)	L, 7-13

1932

Record: 8-1 Rocky Mountain (2nd)

Coach: G. Ott Romney

DATE	OPPONENT	RESULT
9/23	^Montana State	W, 6-0
10/1	at Western State	W, 28-6
10/7	at Occidental	W, 46-0
10/15	at Utah	L, 0-29
10/22	Colo. St. Teachers	W, 20-2
10/29	at Wyoming	W, 25-0
11/4	at Idaho State	W, 32-0
11/19	Utah State	W, 18-6
11/24	^South Dakota	W, 13-7

1933

Record: 5-4 Rocky Mountain (5th)

Coach: G. Ott Romney

DATE	OPPONENT	RESULT
9/23	at U.S. Marines	L, 0-21
9/30	Montana State	W, 25-0
10/6	at Colo. Teachers	W, 6-2
10/14	at Utah	L, 6-21
10/21	at Western State	W, 13-0
11/4	at Denver	L, 0-6
11/11	at Colo. College	W, 25-0
11/18	at Utah State	L, 0-14
11/30	Wyoming	W, 6-3

1934

Record: 4-5 Rocky Mountain (7th)

Coach: G. Ott Romney

DATE	OPPONENT	RESULT
9/22	^Montana State	W, 20-6
9/29	Occidental	W, 32-7
10/6	at Wyoming	L, 0-7
10/13	at Utah	L, 0-43
10/20	^Colorado	L, 6-48
10/26	Montana State	W, 16-7
11/3	Utah State	L, 0-15
11/10	at Colo. College	W, 34-0
11/17	at Denver	L, 6-24

1935

Record: 4-4 Rocky Mountain (T-6th)

Coach: G. Ott Romney

DATE	OPPONENT	RESULT
9/28	at Montana State	L, 0-7
10/12	Colo. St. Teachers	W, 19-3
10/19	Colorado College	L, 12-13
10/26	at Wyoming	W, 13-6
11/2	Utah	L, 0-32
11/9	at Western State	W, 21-2
11/16	at Utah State	L, 0-27
11/23	at Arizona State	W, 13-0

1936

Record: 4-5 Rocky Mountain (6th)

Coach: G. Ott Romney

DATE	OPPONENT	RESULT
9/25	at Arizona	L, 6-32
10/3	Montana State	W, 19-0
10/9	at Colo. Teachers	W, 33-0
10/17	Utah State	L, 0-13
10/31	at Utah	L, 0-18
11/7	Western State	W, 26-12
11/14	at Denver	L, 7-35
11/21	Wyoming	W, 32-7
11/28	at Colo. College	L, 0-6

1937

Record: 6-3 Rocky Mountain (T-2nd)

Coach: Eddie Kimball

DATE	OPPONENT	RESULT
9/25	Colo. St. Teachers	W, 7-0
10/2	at Utah	L, 0-14
10/9	California Davis	W, 34-0
10/16	at Colorado	L, 0-14
10/23	at Portland	L, 10-13
10/30	Western State	W, 21-0
11/6	at Wyoming	W, 19-0
11/13	at Utah St.	W, 54-10
11/20	Montana State	W, 19-0

1938

Record: 4-3-1 Mountain States (2nd)

Coach: Eddie Kimball

DATE	OPPONENT	RESULT
9/24	Northern Arizona	W, 19-0
9/30	at Denver	W, 20-0
10/8	Wyoming	W, 24-13
10/15	at Utah	T, 7-7
10/22	Portland	L, 3-6
11/5	Utah State	L, 0-3
11/12	at Colorado	L, 0-8
11/19	at Colo. A&M	W, 20-12

1939

Record: 5-2-2 Mountain States (4th)

Coach: Eddie Kimball

DATE	OPPONENT	RESULT
9/23	at Northern Ariz.	W, 25-0
10/7	Colorado A&M	W, 13-12
10/14	Utah	L, 13-35
10/21	at Nevada	W, 7-0
10/27	at Western State	W, 18-6
11/4	at Denver	W, 21-18
11/11	at Utah State	T, 0-0
11/18	Colorado	L, 6-12
11/25	at Wyoming	T, 7-7

1940

Record: 2-4-2 Mountain States (4th)

Coach: Eddie Kimball

DATE	OPPONENT	RESULT
9/27	Nevada	T, 6-6
10/5	at Utah	L, 6-12
10/11	Wyoming	W, 20-0
10/18	at Texas Tech	L, 12-21
11/2	Utah State	W, 12-7
11/9	Denver	L, 0-9
11/16	at Colorado	L, 2-25
11/23	at Colo. A&M	T, 13-13



1941 Record: 4-3-2 Mountain States (2nd) Coach: Eddie Kimball		
DATE	OPPONENT	RESULT
9/26	Montana St.	L, 7-20
10/3	Western State	W, 26-0
10/10	at Denver	W, 13-7
10/18	at Utah	T, 6-6
10/24	at San Francisco	L, 13-25
11/1	at Utah State	W, 28-0
11/8	at Wyoming	W, 23-7
11/15	Colorado	T, 13-13
11/22	Colorado A&M	L, 7-22

1942 Record: 2-5 Mountain States (T-6th) Coach: Floyd Millet		
DATE	OPPONENT	RESULT
9/26	at Montana	W, 12-6
10/2	Wyoming	L, 6-13
10/10	at Utah	W, 12-7
10/16	Fort Douglas	L, 13-24
10/31	Utah State	L, 6-9
11/7	Denver	L, 6-26
11/14	at Colorado	W, 48-0

1943-45
No football during WWII

1946 Record: 5-4-1 Mountain States (4th) Coach: Eddie Kimball		
DATE	OPPONENT	RESULT
9/21	Western State	W, 13-2
9/28	at Montana State	L, 12-13
10/4	at Denver	L, 13-26
10/12	Utah	L, 6-35
10/19	Denver	W, 10-7
10/25	at San Jose St.	L, 0-14
11/2	Wyoming	W, 6-3
11/9	at Utah State	T, 0-0
11/16	at Colorado A&M	W, 20-6
11/22	at Texas El-Paso	W, 14-13

1947 Record: 3-7 Mountain States (7th) Coach: Eddie Kimball		
DATE	OPPONENT	RESULT
9/20	Western State	W, 45-0
9/26	Montana State	W, 19-14
10/4	at Wyoming	L, 7-12
10/11	at Utah	L, 6-28
10/18	at Colorado	L, 7-9
10/25	Utah State (H)	W, 27-12
11/1	at Denver	L, 6-20
11/8	San Jose State	L, 19-28
11/15	Colorado A&M	L, 25-27
11/22	at San Diego St.	L, 7-32

1948 Record: 5-6 Mountain States (5th) Coach: Eddie Kimball		
DATE	OPPONENT	RESULT
9/18	San Diego State	W, 14-6
9/24	Pepperdine	W, 13-0
10/1	Pacific Fleet	L, 7-9
10/9	Utah	L, 0-30
10/15	at Texas El-Paso	L, 20-34
10/23	at Utah State	L, 7-20
10/30	Montana (H)	W, 26-20
11/5	at San Jose State	L, 6-21
11/13	at Colorado A&M	L, 0-20
11/20	Wyoming	W, 15-14
11/26	at Arizona State	W, 27-25

1949 Record: 0-11 Mountain States (6th) Coach: Chick Atkinson		
DATE	OPPONENT	RESULT
9/17	Texas Western	L, 6-27
9/23	Pacific Fleet	L, 13-27
10/1	San Jose State	L, 21-40
10/8	at Utah	L, 0-38
10/15	at Arizona State	L, 21-49
10/22	at Denver	L, 7-35
10/29	at Wyoming	L, 0-45
11/5	Utah State (H)	L, 3-22
11/11	Colorado A&M	L, 14-16
11/19	at Montana	L, 6-25
11/26	at Pepperdine	L, 14-28

1950 Record: 4-5-1 Mountain States (5th) Coach: Chick Atkinson		
DATE	OPPONENT	RESULT
9/16	at Idaho State	W, 14-13
9/23	Arizona State	L, 13-41
9/29	Pepperdine	W, 28-27
10/7	Utah	T, 28-28
10/14	at Colorado A&M	L, 14-27
10/21	at Denver	L, 3-42
11/4	at Utah State	W, 34-13
11/11	Wyoming (H)	L, 0-48
11/17	at Montana	W, 25-6
11/25	Fort Hood	W, 28-4

1951 Record: 6-3-1 Mountain States (5th) Coach: Chick Atkinson		
DATE	OPPONENT	RESULT
9/14	Idaho State	W, 27-7
9/22	Western State	W, 67-7
9/29	Hawaii	W, 20-7
10/6	at Utah	L, 6-7
10/20	Wyoming	T, 20-20
10/27	at Denver	L, 6-56
11/3	Colorado A&M (H)	W, 21-16
11/10	Utah State	W, 28-27
11/17	at New Mexico	L, 0-34
11/24	at Pepperdine	W, 20-0

1952 Record: 4-6 Mountain States (5th) Coach: Chick Atkinson		
DATE	OPPONENT	RESULT
9/19	San Diego NAS	W, 14-7
9/27	New Mexico	W, 14-10
10/4	at Montana	W, 28-7
10/11	at Utah	L, 6-34
10/25	Denver (H)	W, 14-13
11/1	Wyoming	L, 13-24
11/8	at San Jose State	L, 27-44
11/15	at Utah State	L, 26-27
11/22	at Colorado A&M	L, 6-27
11/29	at Arizona State	L, 6-47

1953 Record: 2-7-1 Mountain States (T-7th) Coach: Chick Atkinson		
DATE	OPPONENT	RESULT
9/19	Montana	W, 27-13
9/25	San Jose State	L, 23-28
10/3	at New Mexico	T, 12-12
10/10	at Idaho	W, 20-14
10/16	Utah State	L, 7-14
10/23	at Denver	L, 19-27
10/31	at Wyoming	L, 0-27
11/7	Colorado A&M (H)	L, 12-34
11/14	at Arizona State	L, 18-26
11/26	at Utah	L, 32-33

1954 Record: 1-8 Mountain States (8th) Coach: Chick Atkinson		
DATE	OPPONENT	RESULT
9/18	New Mexico	L, 12-21
9/24	Arizona State	L, 19-28
10/2	at Colorado A&M	L, 13-14
10/9	Utah	L, 7-12
10/23	Montana (H)	W, 19-7
10/30	at Utah State	L, 13-45
11/6	Denver	L, 0-20
11/13	Wyoming	L, 13-34
11/20	at Idaho	L, 0-7

1955 Record: 1-9 Mountain States (8th) Coach: Chick Atkinson		
DATE	OPPONENT	RESULT
9/17	at Oregon State	L, 0-33
9/24	Los Angeles State	W, 33-0
10/1	at Montana	L, 13-27
10/8	at Utah	L, 9-41
10/21	at Denver	L, 0-33
10/29	at Woming	L, 6-14
11/5	Utah State (H)	L, 21-47
11/11	Idaho	L, 6-49
11/19	Colorado A&M	L, 0-35
11/26	at New Mexico	L, 16-21

1956 Record: 2-7-1 Mountain States (7th) Coach: Hal Kopp		
DATE	OPPONENT	RESULT
9/15	at Wichita State	L, 0-13
9/22	Fresno State	L, 13-26
9/29	at Colorado A&M	T, 0-0
10/5	Utah	L, 6-41
10/20	at Montana	L, 14-21
10/27	at Utah State	L, 7-33
11/3	New Mexico (H)	W, 33-12
11/10	at Denver	L, 34-58
11/17	Wyoming	L, 6-7
11/24	^Air Force	W, 34-21

1957 Record: 5-3-2 Mountain States (2nd) Coach: Hal Kopp		
DATE	OPPONENT	RESULT
9/21	at Arizona	T, 14-14
9/28	at Kansas State	L, 7-36
10/4	Montana	W, 20-7
10/12	at Utah	L, 0-27
10/19	at Woming	T, 0-0
10/26	Denver (H)	W, 26-6
11/2	Utah State	W, 14-0
11/9	at Fresno State	L, 14-27
11/23	Colorado State	W, 26-9
11/30	at New Mexico	W, 14-12

1958 Record: 6-4 Mountain States (3rd) Coach: Hal Kopp		
DATE	OPPONENT	RESULT
9/20	Fresno State	W, 29-7
9/27	at Utah	W, 14-7
10/4	at Colorado State	L, 6-32
10/11	at Pacific	L, 8-26
10/18	North Texas State	L, 6-12
10/25	at Montana	W, 41-12
11/1	at Uah State	W, 13-6
11/8	New Mexico (H)	W, 36-19
11/15	at Denver	W, 22-7
11/22	Wyoming	L, 14-22

YEAR	RECORD	COACH
1967	6-4	Hudspeth
1968	2-8	Hudspeth
1969	6-4	Hudspeth
1970	3-8	Hudspeth
1971	5-6	Hudspeth
1972	7-4	Edwards
1973	5-6	Edwards
1974	7-4-1	Edwards
1975	6-5	Edwards
1976	9-3	Edwards
1977	9-2	Edwards
1978	9-4	Edwards
1979	11-1	Edwards
1980	12-1	Edwards
1981	11-2	Edwards
1982	8-4	Edwards
1983	11-1	Edwards
1984	13-0	Edwards
1985	11-3	Edwards
1986	8-5	Edwards
1987	9-4	Edwards
1988	9-4	Edwards
1989	10-3	Edwards
1990	10-3	Edwards
1991	8-3-2	Edwards
1992	8-5	Edwards
1993	6-6	Edwards
1994	10-3	Edwards
1995	7-4	Edwards
1996	14-1	Edwards
1997	6-5	Edwards
1998	9-5	Edwards
1999	8-4	Edwards
2000	6-6	Edwards
2001	12-2	Crowton
2002	5-7	Crowton
2003	4-8	Crowton
2004	5-6	Crowton
2005	6-6	Mendenhall
2006	11-2	Mendenhall
2007	11-2	Mendenhall
2008	10-3	Mendenhall
2009	11-2	Mendenhall
2010	7-6	Mendenhall
2011	10-3	Mendenhall
2012	8-5	Mendenhall
2013	8-5	Mendenhall
2014	8-5	Mendenhall
2015	9-4	Mendenhall
2016	9-4	Sitake
2017	4-9	Sitake
2018	7-6	Sitake
2019	7-6	Sitake
TOTAL	582-427-26 (.575)	

1959 Record: 2-8 Skyline (T-5th) Coach: Tally Stevens		
DATE	OPPONENT	RESULT
9/19	at Arizona	W, 18-14
9/26	at Fresno State	L, 16-27
10/3	Montana	L, 0-12
10/9	at Utah	L, 8-20
10/17	at Wyoming	L, 6-21
10/24	Denver (H)	L, 7-14
10/31	Utah State	W, 18-0
11/7	at New Mexico	L, 6-21
11/14	at Arizona State	L, 8-21
11/21	Colorado State	L, 13-14

1960 Record: 3-8 Skyline (5th) Coach: Tally Stevens		
DATE	OPPONENT	RESULT
9/16	Cal Poly	W, 34-14
9/23	at San Jose State	L, 8-21
10/1	at Colorado State	L, 7-8
10/7	at Utah	L, 0-17
10/15	Arizona State (H)	L, 0-31
10/22	at Montana	W, 7-6
10/29	at Utah State	L, 0-34
11/5	New Mexico	L, 15-27
11/12	at Denver	W, 19-6
11/19	Wyoming	L, 6-30
11/25	at Hawaii	L, 6-13

1961 Record: 2-8 Skyline (T-5th) Coach: Hal Mitchell		
DATE	OPPONENT	RESULT
9/16	San Jose State	L, 13-14
9/23	at West Texas St.	L, 9-55
9/30	at North Texas St.	L, 30-41
10/7	Montana	W, 7-6
10/14	at Utah	W, 20-21
10/21	at Wyoming	L, 8-36
11/4	Utah State (H)	L, 8-31
11/11	Colorado State	W, 30-16
11/18	at Oregon State	L, 0-35
11/25	at New Mexico	L, 6-34

1962 Record: 4-6 Western Athletic (T-2nd) Coach: Hal Mitchell		
DATE	OPPONENT	RESULT
9/15	at Pacific	L, 7-26
9/22	at Arizona	L, 21-27
9/29	George Wash.	L, 12-13
10/6	at Colorado State	W, 28-7
10/13	at Utah	L, 20-35
10/20	at Montana	W, 27-0
10/27	at Utah State	L, 21-27
11/3	New Mexico (H)	W, 27-0
11/10	at W. Michigan	L, 20-28
11/17	Wyoming	W, 14-7

1963 Record: 2-8 Western Athletic (5th) Coach: Hal Mitchell		
DATE	OPPONENT	RESULT
9/21	at Kansas State	L, 7-24
9/28	at Arizona	L, 7-33
10/5	Montana	W, 27-0
10/12	at Utah	L, 6-15
10/19	at Wyoming	L, 13-41
11/2	Utah State (H)	L, 0-26
11/9	at George Wash.	L, 6-23
11/16	at Pacigic	L, 0-14
11/23	Colorado State	W, 24-20
11/30	at New Mexico	L, 0-26

1964 Record: 3-6-1 Western Athletic (5th) Coach: Tom Hudspeth		
DATE	OPPONENT	RESULT
9/19	at Oregon	L, 13-20
9/26	at Arizona	L, 6-39
10/2	New Mexico	L, 14-26
10/10	at Colorado State	L, 6-7
10/17	Pacific	W, 21-0
10/24	at Texas El-Paso	T, 18-18
10/31	Utah State (H)	W, 28-14
11/7	at Utah	L, 13-47
11/14	Western Michigan	W, 43-8
11/21	Wyoming	L, 11-31

1965 Record: 6-4 Western Athletic (1st) Coach: Tom Hudspeth		
DATE	OPPONENT	RESULT
9/18	at Arizona State	W, 24-6
9/24	Kansas State	W, 21-3
10/2	at Oregon	L, 14-27
10/8	San Jose State	W, 34-7
10/23	at Wyoming	L, 6-34
10/30	at Utah State	L, 21-34
11/6	Utah (H)	W, 25-20
11/13	Colorado State	L, 22-36
11/20	at Arizona	W, 20-3
11/27	at New Mexico	W, 42-8

1966 Record: 8-2 Western Athletic (T-2nd) Coach: Tom Hudspeth		
DATE	OPPONENT	RESULT
9/24	at San Jose State	W, 19-9
9/30	Colorado State	W, 27-24
10/8	Utah State	W, 27-7
10/14	Arizona State	L, 7-10
10/22	at New Mexico	W, 33-6
10/29	at Arizona	W, 16-14
11/5	Texas El-Paso	W, 53-33
11/12	at Utah	W, 35-13
11/19	Wyoming	L, 14-47
11/26	Pacific	W, 38-0

1967 Record: 6-4 Western Athletic (3rd) Coach: Tom Hudspeth		
DATE	OPPONENT	RESULT
9/23	New Mexico	W, 44-14
9/29	Western Michigan	W, 44-19
10/7	at Wyoming	L, 10-26
10/14	at Oregon State	W, 31-13
10/21	at UTEP	L, 17-47
10/28	Utah	W, 17-13
11/4	at Utah State	L, 9-30
11/11	Arizona (H)	W, 17-14
11/18	at Arizona State	L, 22-31
11/25	San Jose State	W, 67-8

1968 Record: 2-8 Western Athletic (7th) Coach: Tom Hudspeth		
DATE	OPPONENT	RESULT
9/21	at W. Michigan	W, 17-7
9/28	Iowa State	L, 20-28
10/12	Wyoming	L, 17-20
10/19	at Arizona	L, 3-19
10/26	UTEP (H)	L, 25-31
11/2	at Utah	L, 20-31
11/9	Utah State	L, 8-34
11/16	Arizona State	L, 12-47
11/23	at New Mexico	W, 35-6
11/30	at San Jose State	L, 21-25

1969 Record: 6-4 Western Athletic (3rd) Coach: Tom Hudspeth		
DATE	OPPONENT	RESULT
9/20	Colorado State	W, 22-20
9/27	at Iowa State	L, 0-10
10/4	at Arizona State	L, 7-23
10/11	New Mexico	W, 41-15
10/18	at Wyoming	L, 7-40
10/25	at UTEP	L, 7-30
11/1	Arizona (H)	W, 31-21
11/8	San Jose State	W, 21-3
11/15	at Utah State	W, 21-3
11/22	Utah	L, 6-16

1970 Record: 3-8 Western Athletic (7th) Coach: Tom Hudspeth		
DATE	OPPONENT	RESULT
9/12	North Texas State	W, 10-7
9/19	at W. Michigan	L, 17-35
9/26	UTEP	L, 0-17
10/3	at San Diego State	L, 11-31
10/10	at Arizona	L, 17-24
10/17	Arizona State	L, 3-27
10/24	Utah State (H)	W, 27-20
10/31	Wyoming	W, 23-3
11/7	at Colorado State	L, 9-26
11/14	at New Mexico	L, 8-51
11/21	at Utah	L, 13-14

1971 Record: 5-6 Western Athletic (4th) Coach: Tom Hudspeth		
DATE	OPPONENT	RESULT
9/10	at North Texas St.	W, 41-13
9/18	Colorado State	W, 54-14
9/25	at Kansas State	L, 7-23
10/1	New Mexico	L, 0-14
10/9	at Utah State	L, 7-29
10/16	at Wyoming	W, 35-17
10/23	at Tulsa	W, 25-7
10/30	at UTEP	W, 16-0
11/6	at Arizona State	L, 13-38
11/13	Arizona (H)	L, 14-27
11/20	Utah	L, 15-17

1972 Record: 7-4 Western Athletic (T-2nd) Coach: LaVell Edwards		
DATE	OPPONENT	RESULT
9/16	Kansas State	W, 32-9
9/23	Utah State	L, 19-42
9/30	at Oregon State	L, 3-29
10/7	at Long Beach St.	W, 38-27
10/14	UTEP (H)	W, 21-14
10/21	Arizona State	L, 17-49
10/28	at Colorado State	W, 44-8
11/4	Wyoming	W, 33-14
11/11	at Arizona	L, 7-21
11/18	at Utah	W, 16-7
11/25	at New Mexico	W, 21-7

1973 Record: 5-6 Western Athletic (T-4th) Coach: LaVell Edwards		
DATE	OPPONENT	RESULT
9/15	Colorado State	L, 13-21
9/29	Oregon State	W, 37-14
10/6	at Utah State	L, 7-13
10/13	Iowa State (H)	L, 24-26
10/20	at Arizona State	L, 12-52
10/27	at Wyoming	L, 21-41
11/3	New Mexico	W, 56-21
11/10	Arizona	L, 10-24
11/17	Weber State	W, 45-14
11/24	at Utah	W, 46-22
12/1	at UTEP	W, 63-0

1974 Record: 7-4-1 Western Athletic (1st) Coach: LaVell Edwards		
DATE	OPPONENT	RESULT
9/14	at Hawaii	L, 13-15
9/21	Utah State	L, 6-9
9/28	at Iowa State	L, 7-34
10/5	at Colorado State	T, 33-33
10/12	Wyoming (H)	W, 38-7
10/19	UTEP	W, 45-21
10/26	at Arizona	W, 37-13
11/2	at Air Force	W, 12-10
11/9	Arizona State	W, 21-18
11/16	at New Mexico	W, 36-3
11/23	Utah	W, 48-20
12/28	^Okla. St. (B)	L, 6-16

1975 Record: 6-5 Western Athletic (T-4th) Coach: LaVell Edwards		
DATE	OPPONENT	RESULT
9/13	Bowling Green	L, 21-23
9/20	at Colorado St.	L, 17-21
9/27	at Arizona St.	L, 0-20
10/3	New Mexico	W, 16-15
10/11	Air Force (H)	W, 28-14
10/25	at Wyoming	W, 33-20
11/1	Arizona	L, 20-36
11/8	at Utah St.	W, 24-7
11/15	Utah	W, 51-20
11/22	at UTEP	W, 20-10
11/29	at S. Mississippi	L, 14-42

1976 Record: 9-3 Western Athletic (T-1st) Coach: LaVell Edwards		
DATE	OPPONENT	RESULT
9/11	at Kansas St.	L, 3-13
9/18	Colorado St.	W, 42-18
9/25	at Arizona	W, 23-16
10/2	at San Diego St.	W, 8-0
10/9	Wyoming (H)	L, 29-34
10/16	S. Mississippi	W, 63-19
10/23	Utah State	W, 45-14
10/30	Arizona St.	W, 43-21
11/6	UTEP	W, 40-27
11/13	at New Mexico	W, 21-8
11/20	at Utah	W, 34-12
12/18	^Okla. St. (B)	L, 21-49

1977 Record: 9-2 Western Athletic (T-1st) Coach: LaVell Edwards		
DATE	OPPONENT	RESULT
9/10	Kansas State	W, 39-0
9/24	at Utah St.	W, 65-6
9/30	New Mexico	W, 54-19
10/8	at Oregon State	L, 19-24
10/15	at Colorado State	W, 63-17
10/22	at Wyoming	W, 10-7
10/29	Arizona (H)	W, 34-14
11/5	Utah	W, 38-8
11/12	at Arizona State	L, 13-24
11/19	Long Beach State	W, 30-27
11/26	at UTEP	W, 68-19



1978 Record: 9-4 Western Athletic (1st) Coach: LaVell Edwards		
DATE	OPPONENT	RESULT
9/9	at Oregon State	W, 10-6
9/16	at Arizona State	L, 16-24
9/23	Colorado State	W, 32-6
9/30	at New Mexico	W, 27-23
10/7	Utah State (H)	L, 7-24
10/14	at Oregon	W, 17-16
10/21	UTEP	W, 44-0
11/4	Wyoming	W, 48-14
11/11	San Diego State	W, 21-3
11/18	at Utah	L, 22-23
11/25	at Hawaii	W, 31-13
12/2	^UNLV	W, 28-24
12/22	^Navy (B)	L, 16-23

1979 Record: 11-1 Western Athletic (1st) Coach: LaVell Edwards		
DATE	OPPONENT	RESULT
9/8	at Texas A&M	W, 18-17
9/15	Weber State	W, 48-3
9/29	UTEP (H)	W, 31-7
10/5	Hawaii	W, 38-15
10/13	at Utah State	W, 48-24
10/20	at Wyoming	W, 54-14
10/27	New Mexico	W, 59-7
11/3	at Colorado State	W, 30-7
11/9	at Long Beach St.	W, 31-17
11/17	Utah	W, 27-0
11/24	at San Diego State	W, 63-14
12/21	^Indiana (B)	L, 37-38

1980 Record: 12-1 Western Athletic (1st) Coach: LaVell Edwards		
DATE	OPPONENT	RESULT
9/6	at New Mexico	L, 21-25
9/13	San Diego State	W, 35-11
9/20	at Wisconsin	W, 28-3
9/27	Long Beach State	W, 41-25
10/11	Wyoming (H)	W, 52-17
10/18	at Utah State	W, 70-46
10/25	at Hawaii	W, 34-7
11/1	UTEP	W, 83-7
11/8	North Texas State	W, 41-23
11/15	Colorado State	W, 45-14
11/22	at Utah	W, 56-6
11/29	at UNLV	W, 54-14
12/19	^SMU (B)	W, 46-45

1981 Record: 11-2 Western Athletic (1st) Coach: LaVell Edwards		
DATE	OPPONENT	RESULT
9/5	at Long Beach St.	W, 31-8
9/12	Air Force	W, 45-21
9/19	at UTEP	W, 65-8
9/26	at Colorado	W, 41-20
10/2	Utah State	W, 32-26
10/10	UNLV (H)	L, 41-45
10/17	at San Diego St.	W, 27-7
10/24	at Wyoming	L, 20-33
10/31	New Mexico	W, 31-7
11/7	at Colorado State	W, 63-14
11/14	at Hawaii	W, 13-3
11/21	Utah	W, 56-28
12/18	^Wash. St. (B)	W, 38-36

1982 Record: 8-4 Western Athletic (1st) Coach: LaVell Edwards		
DATE	OPPONENT	RESULT
9/2	at UNLV	W, 27-0
9/11	at Georgia	L, 14-17
9/25	Air Force	L, 38-39
10/2	at UTEP	W, 51-3
10/9	at New Mexico	W, 40-12
10/16	Hawaii (H)	W, 39-25
10/23	Colorado State	W, 34-18
10/30	at Utah State	L, 17-20
11/6	Wyoming	W, 23-13
11/13	San Diego State	W, 58-8
11/20	at Utah	W, 17-12
12/17	^Ohio State (B)	L, 17-42

1983 Record: 11-1 Western Athletic (1st) Coach: LaVell Edwards		
DATE	OPPONENT	RESULT
9/10	at Baylor	L, 36-40
9/17	Bowling Green	W, 63-28
9/24	at Air Force	W, 46-28
10/1	at UCLA	W, 37-35
10/8	at Wyoming	W, 41-10
10/15	New Mexico (H)	W, 66-21
10/22	at San Diego State	W, 47-12
10/29	Utah State	W, 38-34
11/5	at UTEP	W, 31-9
11/12	Colorado State	W, 24-6
11/19	Utah	W, 55-7
12/23	^Missouri (B)	W, 21-17

1984 Record: 13-0 (National Champs) Western Athletic Conference (1st) Coach: LaVell Edwards		
DATE	OPPONENT	RESULT
9/1	at Pittsburgh	W, 20-14
9/8	Baylor	W, 47-13
9/15	Tulsa	W, 38-15
9/22	at Hawaii	W, 18-13
10/6	at Colorado State	W, 52-9
10/13	Wyoming (H)	W, 41-38
10/20	at Air Force	W, 30-25
10/25	at New Mexico	W, 48-0
11/3	UTEP	W, 42-9
11/10	San Diego State	W, 34-3
11/17	at Utah	W, 24-14
11/24	Utah State	W, 38-13
12/21	^Michigan (B)	W, 24-17

1985 Record: 11-3 Western Athletic (1st) Coach: LaVell Edwards		
DATE	OPPONENT	RESULT
8/29	^Boston College	W, 28-14
9/7	UCLA	L, 24-27
9/14	Washington	W, 31-3
9/21	at Temple	W, 26-24
10/5	at Colorado State	W, 42-7
10/12	San Diego St. (H)	W, 28-0
10/19	at New Mexico	W, 45-23
10/26	at UTEP	L, 16-23
11/2	Wyoming	W, 59-0
11/9	at Utah State	W, 44-0
11/16	Air Force	W, 28-21
11/23	Utah	W, 38-28
12/7	at Hawaii	W, 26-6
12/28	^Ohio State (B)	L, 7-10

1986 Record: 8-5 Western Athletic (2nd) Coach: LaVell Edwards		
DATE	OPPONENT	RESULT
9/6	Utah State	W, 52-0
9/13	New Mexico	W, 31-30
9/20	at Washington	L, 21-52
9/27	Temple	W, 27-17
10/3	Colorado State	L, 20-24
10/18	at Wyoming	W, 34-22
10/25	UTEP (H)	W, 37-13
11/8	at Hawaii	W, 10-3
11/15	Oregon State	L, 7-10
11/22	at Utah	W, 35-21
11/29	at San Diego State	L, 3-10
12/6	at Air Force	W, 23-3
12/30	^UCLA (B)	L, 10-31

1987 Record: 9-4 Western Athletic (2nd) Coach: LaVell Edwards		
DATE	OPPONENT	RESULT
9/2	Pittsburgh	L, 17-27
9/12	at Texas	W, 22-17
9/19	at Texas Christian	L, 12-33
9/26	at New Mexico	W, 45-25
10/2	Utah State	W, 45-24
10/10	Wyoming (H)	L, 27-29
10/24	at Hawaii	W, 16-14
10/31	Air Force	W, 24-13
11/7	San Diego State	W, 38-21
11/14	at UTEP	W, 37-24
11/21	Utah	W, 21-18
12/5	Colorado State (N)	W, 30-26
12/22	^Virginia (B)	L, 16-22

1988 Record: 9-4 Western Athletic (T-3rd) Coach: LaVell Edwards		
DATE	OPPONENT	RESULT
9/1	at Wyoming	L, 14-24
9/8	Texas	W, 47-6
9/17	UTEP	W, 31-27
9/30	Utah State	W, 38-3
10/8	Colorado State (H)	W, 42-7
10/15	Texas Christian	W, 31-18
10/22	at Hawaii	W, 24-23
10/29	New Mexico	W, 65-0
11/5	at San Diego State	L, 15-27
11/12	at Air Force	W, 49-31
11/19	at Utah	L, 28-57
12/3	at Miami	L, 17-41
12/29	^Colorado (B)	W, 20-17

1989 Record: 10-3 Western Athletic (1st) Coach: LaVell Edwards		
DATE	OPPONENT	RESULT
9/2	at New Mexico	W, 24-3
9/7	Washington State	L, 41-46
9/16	at Navy	W, 31-10
9/30	at Utah State	W, 37-10
10/7	Wyoming	W, 36-20
10/14	at Colorado State	W, 45-16
10/21	UTEP (H)	W, 49-24
10/28	at Hawaii	L, 14-56
11/4	Oregon	W, 45-41
11/11	Air Force	W, 44-35
11/18	Utah	W, 70-31
11/25	at San Diego State	W, 48-27
12/29	^Penn State (B)	L, 39-50

1990 Record: 10-3 Western Athletic (1st) Coach: LaVell Edwards		
DATE	OPPONENT	RESULT
9/1	at UTEP	W, 30-10
9/8	Miami	W, 28-21
9/15	Washington State	W, 50-36
9/22	San Diego State	W, 62-34
9/29	at Oregon	L, 16-32
10/13	Colorado State	W, 52-9
10/27	New Mexico (H)	W, 55-31
11/3	at Air Force	W, 54-7
11/10	at Wyoming	W, 45-14
11/17	at Utah	W, 45-22
11/24	Utah State	W, 45-10
12/1	at Hawaii	L, 59-28
12/29	^Texas A&M (B)	L, 14-65

1991 Record: 8-3-2 Western Athletic (1st) Coach: LaVell Edwards		
DATE	OPPONENT	RESULT
8/29	^Florida State	L, 28-44
9/7	at UCLA	L, 23-27
9/21	at Penn State	L, 7-33
9/28	Air Force	W, 21-7
10/4	Utah State	W, 38-10
10/12	UTEP (H)	W, 31-29
10/19	Hawaii	W, 35-18
10/26	at New Mexico	W, 41-23
10/31	at Colorado State	W, 40-17
11/9	Wyoming	W, 52-31
11/16	at San Diego State	T, 52-52
11/23	Utah	W, 48-17
12/30	^Iowa (B)	T, 13-13

1992 Record: 8-5 Western Athletic (1st) Coach: LaVell Edwards		
DATE	OPPONENT	RESULT
9/5	at UTEP	W, 38-28
9/10	San Diego State	L, 38-45
9/19	UCLA	L, 10-17
9/26	at Hawaii	L, 32-36
10/2	Utah State	W, 30-9
10/10	Fresno State (H)	W, 36-24
10/17	at Wyoming	W, 31-28
10/24	at Notre Dame	L, 16-42
10/31	Penn State	W, 30-17
11/7	New Mexico	W, 35-0
11/14	at Air Force	W, 28-7
11/21	at Utah	W, 31-22
12/25	^Kansas (B)	L, 20-23

1993 Record: 6-6 Western Athletic (T-1st) Coach: LaVell Edwards		
DATE	OPPONENT	RESULT
9/4	at New Mexico	W, 34-31
9/11	Hawaii	W, 41-38
9/18	at Colorado State	W, 27-22
9/25	Air Force	W, 30-3
10/9	at UCLA	L, 14-68
10/16	Notre Dame	L, 20-45
10/23	Fresno State (H)	L, 45-48
10/30	at Utah State	L, 56-58
11/11	at San Diego State	W, 45-44
11/20	Utah	L, 31-34
11/27	UTEP	W, 47-16
12/30	^Ohio State (B)	L, 21-28

^neutral, (H) Homecoming, (B) bowl game

1994 Record: 10-3 Western Athletic (T-2nd) Coach: LaVell Edwards		
DATE	OPPONENT	RESULT
9/3	at Hawaii	W, 13-12
9/10	at Air Force	W, 45-21
9/17	Colorado State	L, 21-28
9/24	New Mexico	W, 49-47
9/30	Utah State	W, 34-6
10/8	at Fresno State	W, 32-30
10/15	at Notre Dame	W, 21-14
10/22	at UTEP	W, 34-28
10/29	Arizona State (H)	L, 15-36
11/5	N.E. Louisiana	W, 24-10
11/10	San Diego State	W, 35-28
11/19	at Utah	L, 31-34
12/31	^Oklahoma (B)	W, 31-6

1995 Record: 7-4 Western Athletic (T-1st) Coach: LaVell Edwards		
DATE	OPPONENT	RESULT
9/2	at Air Force	L, 12-38
9/9	UCLA	L, 9-23
9/16	San Diego State	W, 31-9
9/30	at Colorado State	W, 28-21
10/14	at Arizona State	L, 21-29
10/21	Wyoming	W, 23-20
10/28	Hawaii (H)	W, 45-7
11/4	Tulsa	W, 45-35
11/11	at New Mexico	W, 31-13
11/18	Utah	L, 17-34
11/25	at Fresno State	W, 45-28

1996 Record: 14-1 Western Athletic (1st) Coach: LaVell Edwards		
DATE	OPPONENT	RESULT
8/24	Texas A&M	W, 41-37
8/31	Arkansas State	W, 58-9
9/14	at Washington	L, 17-29
9/21	New Mexico	W, 17-14
9/28	SMU	W, 31-3
10/4	at Utah State	W, 45-17
10/12	UNLV (H)	W, 63-28
10/19	at Tulsa	W, 55-30
10/26	at TCU	W, 45-21
11/2	UTEP	W, 40-18
11/9	Rice	W, 49-0
11/16	at Hawaii	W, 45-14
11/23	at Utah	W, 37-17
12/7	^Wyoming	W, 28-25
1/1	^Kansas State (B)	W, 19-15

1997 Record: 6-5 Western Athletic (5th) Coach: LaVell Edwards		
DATE	OPPONENT	RESULT
9/6	Washington	L, 20-42
9/20	at Arizona State	W, 13-10
9/27	at SMU	W, 19-16
10/3	Utah State	W, 42-35
10/11	at Rice	L, 14-27
10/18	Hawaii (H)	W, 17-3
10/25	TCU	W, 31-10
11/1	at UTEP	L, 3-13
11/8	Tulsa	W, 49-39
11/15	at New Mexico	L, 28-38
11/22	Utah	L, 14-20

1998 Record: 9-5 Western Athletic (2nd) Coach: LaVell Edwards		
DATE	OPPONENT	RESULT
9/5	at Alabama	L, 31-38
9/12	Arizona State	W, 26-6
9/19	at Washington	L, 10-20
9/26	Murray State	W, 43-9
10/3	at Fresno State	L, 21-31
10/10	UNLV (H)	W, 38-14
10/17	at Hawaii	W, 31-9
10/24	San Jose State	W, 46-43
10/29	San Diego State	W, 13-0
11/7	New Mexico	W, 46-21
11/14	at UTEP	W, 31-14
11/21	at Utah	W, 26-24
12/5	^Air Force	L, 13-20
12/31	^Tulane (B)	L, 27-41

1999 Record: 8-4 Mountain West (T-1st) Coach: LaVell Edwards		
DATE	OPPONENT	RESULT
9/9	Washington	W, 35-28
9/16	Colorado State	W, 34-13
9/25	Virginia	L, 40-45
10/1	at Utah State	W, 34-31
10/9	California (H)	W, 38-28
10/16	at New Mexico	W, 31-7
10/23	at UNLV	W, 29-0
10/30	Air Force	W, 27-20
11/6	at San Diego State	W, 30-7
11/13	at Wyoming	L, 17-31
11/20	Utah	L, 17-20
12/27	^Marshall (B)	L, 3-21

2000 Record: 6-6 Mountain West (T-3rd) Coach: LaVell Edwards		
DATE	OPPONENT	RESULT
8/26	at Florida State	L, 3-29
9/2	at Virginia	W, 38-35
9/9	at Air Force	L, 23-31
9/14	Mississippi State	L, 28-44
9/23	UNLV	W, 10-7
9/30	at Syracuse	L, 14-42
10/6	Utah State	W, 38-14
10/21	San Diego St. (H)	L, 15-16
10/26	Wyoming	W, 19-7
11/2	at Colorado State	L, 21-45
11/18	New Mexico	W, 37-13
11/24	at Utah	W, 34-27

2001 Record: 12-2 Mountain West (1st) Coach: Gary Crowton		
DATE	OPPONENT	RESULT
8/25	Tulane	W, 70-35
9/1	Nevada	W, 52-7
9/8	at California	W, 44-16
9/29	at UNLV	W, 35-31
10/5	Utah State	W, 54-34
10/13	at New Mexico	W, 24-20
10/20	Air Force (H)	W, 63-33
10/27	at San Diego State	W, 59-21
11/1	Colorado State	W, 56-34
11/10	at Wyoming	W, 41-34
11/17	Utah	W, 24-21
12/1	at Mississippi St.	W, 41-38
12/8	at Hawaii	L, 45-72
12/31	^Louisville (B)	L, 10-28

2002 Record: 5-7 Mountain West (7th) Coach: Gary Crowton		
DATE	OPPONENT	RESULT
8/29	Syracuse	W, 42-21
9/6	Hawaii	W, 35-32
9/14	at Nevada	L, 28-31
9/21	at Georgia Tech	L, 19-28
10/4	at Utah State	W, 35-34
10/12	at Air Force	L, 9-52
10/19	UNLV (H)	L, 3-24
10/24	at Colorado State	L, 10-37
11/2	San Diego State	W, 34-10
11/9	Wyoming	W, 35-31
11/16	New Mexico	L, 16-20
11/23	at Utah	L, 13-16

2003 Record: 4-8 Mountain West (4th) Coach: Gary Crowton		
DATE	OPPONENT	RESULT
8/28	Georgia Tech	W, 24-13
9/6	at USC	L, 18-35
9/13	at New Mexico	W, 10-7
9/20	Stanford	L, 14-18
9/27	Air Force	L, 10-24
10/4	at San Diego State	W, 44-36
10/9	Colorado State (H)	L, 13-58
10/18	at Wyoming	L, 10-13
10/25	at UNLV	W, 27-20
10/30	Boise State	L, 12-50
11/15	at Notre Dame	L, 14-33
11/22	Utah	L, 0-3

2004 Record: 5-6 Mountain West (3rd) Coach: Gary Crowton		
DATE	OPPONENT	RESULT
9/4	Notre Dame	W, 20-17
9/11	at Stanford	L, 37-10
9/18	USC	L, 10-42
9/24	at Boise State	L, 27-28
10/2	at Colorado State	W, 31-21
10/8	UNLV	L, 20-24
10/16	Wyoming (H)	W, 24-13
10/23	at Air Force	W, 41-24
11/06	San Diego State	W, 49-16
11/13	New Mexico	L, 14-21
11/20	at Utah	L, 21-52

2005 Record: 6-6 Mountain West (2nd) Coach: Bronco Mendenhall		
DATE	OPPONENT	RESULT
9/3	Boston College	L, 3-20
9/10	Eastern Illinois	W, 45-10
9/24	TCU	L, 50-51
10/1	at San Diego State	L, 10-31
10/8	at New Mexico	W, 27-24
10/15	Colorado State (H)	W, 24-14
10/22	at Notre Dame	L, 23-49
10/29	Air Force	W, 62-41
11/5	at UNLV	W, 55-14
11/12	at Wyoming	W, 35-21
11/19	Utah	L, 34-41
12/22	^California (B)	L, 28-35

2006 Record: 11-2 Mountain West (1st) Coach: Bronco Mendenhall		
DATE	OPPONENT	RESULT
9/2	at Arizona	L, 13-16
9/9	Tulsa	W, 49-24
9/16	at Boston College	L, 23-30
9/23	Utah State	W, 38-0
9/28	at TCU	W, 31-17
10/7	San Diego State	W, 47-17
10/21	UNLV (H)	W, 52-7
10/28	at Air Force	W, 33-14
11/4	at Colorado State	W, 24-3
11/9	Wyoming	W, 55-7
11/18	New Mexico	W, 42-17
11/25	at Utah	W, 33-31
12/21	^Oregon (B)	W, 38-8

2007 Record: 11-2 Mountain West (1st) Coach: Bronco Mendenhall		
DATE	OPPONENT	RESULT
9/1	Arizona	W, 20-7
9/8	at UCLA	L, 17-27
9/15	at Tulsa	L, 47-55
9/22	Air Force (H)	W, 31-6
9/29	at New Mexico	W, 31-24
10/13	at UNLV	W, 24-14
10/20	Eastern Wash.	W, 42-7
11/3	Colorado State	W, 35-16
11/8	TCU	W, 27-22
11/16	at Wyoming	W, 35-10
11/24	Utah	W, 17-10
12/1	at San Diego State	W, 48-27
12/22	^UCLA (B)	W, 17-16

2008 Record: 10-3 Mountain West (3rd) Coach: Bronco Mendenhall		
DATE	OPPONENT	RESULT
8/30	Northern Iowa	W, 41-17
9/6	at Washington	W, 28-27
9/13	UCLA	W, 59-0
9/20	Wyoming	W, 44-0
10/3	at Utah State	W, 34-14
10/11	New Mexico (H)	W, 21-3
10/16	at TCU	L, 7-32
10/25	UNLV	W, 42-35
11/1	at Colorado State	W, 45-42
11/8	San Diego State	W, 41-12
11/15	at Air Force	W, 38-24
11/22	at Utah	L, 24-48
12/20	^Arizona (B)	L, 21-31

2009 Record: 11-2 Mountain West (2nd) Coach: Bronco Mendenhall		
DATE	OPPONENT	RESULT
9/5	^Oklahoma	W, 14-13
9/12	at Tulane	W, 54-3
9/19	Florida State	L, 28-54
9/26	Colorado State	W, 42-23
10/2	Utah State	W, 35-17
10/10	at UNLV	W, 59-21
10/17	at San Diego State	W, 38-28
10/24	TCU (H)	L, 7-38
11/7	at Wyoming	W, 52-0
11/14	at New Mexico	W, 24-19
11/21	Air Force	W, 38-21
11/28	Utah	W, 26-23
12/22	^Oregon State (B)	W, 44-20

2010 Record: 7-6 Mountain West (T-3rd) Coach: Bronco Mendenhall		
DATE	OPPONENT	RESULT
9/4	Washington	W, 23-17
9/11	at Air Force	L, 14-35
9/18	at Florida State	L, 10-34
9/25	Nevada	L, 13-27
10/1	at Utah State	L, 16-31
10/9	San Diego St. (H)	W, 24-21
10/16	at TCU	L, 3-31
10/23	Wyoming	W, 25-20
11/6	UNLV	W, 55-7
11/13	at Colorado State	W, 49-10
11/20	New Mexico	W, 40-7
11/27	at Utah	L, 16-17
12/18	^UTEP (B)	W, 52-24



2011 Record: 10-3 Independent Coach: Bronco Mendenhall		
DATE	OPPONENT	RESULT
9/3	at Ole Miss	W, 14-13
9/10	at Texas	L, 16-17
9/17	Utah	L, 10-54
9/23	UCF	W, 24-17
9/30	Utah State	W, 27-24
10/8	San Jose State (H)	W, 29-16
10/15	at Oregon State	W, 38-28
10/22	Idaho State	W, 56-3
10/28	^TCU	L, 28-38
11/12	Idaho	W, 42-7
11/19	New Mexico State	W, 42-7
12/3	at Hawaii	W, 41-20
12/30	^Tulsa (B)	W, 24-21

2012 Record: 8-5 Independent Coach: Bronco Mendenhall		
DATE	OPPONENT	RESULT
8/30	Washington State	W, 30-6
9/8	Weber State	W, 45-13
9/15	at Utah	L, 21-24
9/20	at Boise State	L, 6-7
9/28	Hawaii	W, 47-0
10/5	Utah State	W, 6-3
10/13	Oregon State (H)	L, 24-42
10/20	at Notre Dame	L, 14-17
10/27	at Georgia Tech	W, 41-17
11/10	Idaho	W, 52-13
11/17	at San Jose State	L, 14-20
11/24	at New Mexico St.	W, 50-14
12/20	San Diego St. (B)	W, 23-6

2013 Record: 8-5 Independent Coach: Bronco Mendenhall		
DATE	OPPONENT	RESULT
8/31	at Virginia	L, 16-19
9/7	Texas	W, 40-21
9/21	Utah	L, 13-20
9/27	Middle Tennessee	W, 37-10
10/4	at Utah State	W, 31-14
10/12	Georgia Tech (H)	W, 38-20
10/19	at Houston	W, 47-46
10/25	Boise State	W, 37-20
11/9	at Wisconsin	L, 17-27
11/16	Idaho State	W, 59-13
11/23	at Notre Dame	L, 13-23
11/30	at Nevada	W, 28-23
12/27	^Washington (B)	L, 16-31

2014 Record: 8-5 Independent Coach: Bronco Mendenhall		
DATE	OPPONENT	RESULT
8/29	at UConn	W, 35-10
9/6	at Texas	W, 41-7
9/11	Houston	W 33-25
9/20	Virginia	W, 41-33
10/3	Utah State	L, 20-35
10/9	at UCF	L, 24-31
10/18	Nevada(H)	L, 35-42
10/24	at Boise State	L 30-55
11/1	at MTSU	W 27-7
11/15	UNLV	W, 42-23
11/22	Savannah State	W, 64-0
11/29	at California	W, 42-35
12/22	^Memphis (B)	L, 48-55

2015 Record: 9-4 Independent Coach: Bronco Mendenhall		
DATE	OPPONENT	RESULT
9/5	at Nebraska	W, 33-28
9/12	Boise State	W, 35-24
9/19	at UCLA	L, 23-24
9/26	at Michigan	L, 0-31
10/2	UConn	W, 30-13
10/10	East Carolina (H)	W, 45-38
10/16	Cincinnati	W, 38-24
10/24	Wagner	W, 70-6
11/6	at San Jose State	W, 17-16
11/14	^Mizzou	L, 16-20
11/21	Fresno State	W, 52-10
11/28	at Utah State	W, 51-28
12/19	^Utah (B)	L, 28-35

2016 Record: 9-4 Independent Coach: Kalani Sitake		
DATE	OPPONENT	RESULT
9/3	^Arizona	W 18-16
9/10	at Utah	L 19-20
9/17	UCLA	L 14-17
9/24	^West Virginia	L 32-35
9/30	Toledo	W 55-53
10/8	at Michigan State	W 31-14
10/14	Mississippi State (H)	W 28-21 ^{OT}
10/20	at Boise State	L 27-28
11/5	at Cincinnati	W 20-3
11/12	Southern Utah	W 37-7
11/19	UMass	W 51-9
11/26	Utah State	W 28-10
12/21	^Wyoming (B)	W 24-21

2017 Record: 4-9 Independent Coach: Kalani Sitake		
DATE	OPPONENT	RESULT
8/26	Portland State	W, 20-6
Sep 2	^LSU	L, 0 - 27
Sep 9	Utah	L, 13 - 19
Sep 16	Wisconsin	L, 6 - 40
Sep 29	@ Utah State	L, 24 - 40
Oct 6	Boise State (H)	L, 7 - 24
Oct 14	@ Mississippi	L, 10 - 35
Oct 21	@ East Carolina	L, 17 - 33
Oct 28	San Jose State	W, 41 - 20
Nov 4	@ Fresno State	W, 13 - 20
Nov 11	@ UNLV	W, 31 - 21
Nov 18	UMass	L, 10 - 16
Nov 25	@ Hawaii	L, 30 - 20

2018 Record: 7-6 Independent Coach: Kalani Sitake		
DATE	OPPONENT	RESULT
9/1	at Arizona	W 28-23
9/8	California	L 18-21
9/15	at No. 6 Wisconsin	W 24-21
9/22	McNeese State	W 30-3
9/29	at No. 11 Wash-	L 7-35
10/5	Utah State	L 20-45
10/13	Hawaii (H)	W 49-23
10/27	Northern Illinois	L 6-7
11/3	at Boise State	L 16-21
11/10	at UMass	W 35-16
11/17	New Mexico State	W 45-10
11/24	at No. 17 Utah	L 27-35
12/21	^Western Mich.	W 49-18

2019 Record: 7-6 Independent Coach: Kalani Sitake		
DATE	OPPONENT	RESULT
8/29	Utah	L, 12-30
9/7	@ Tennessee	W, 29-26 ^{OT}
9/14	USC	W, 30-27 ^{OT}
9/21	Washington	L, 19-45
9/28	@ Toledo	L, 21-28
10/12	@ South Florida	L, 23-27
10/19	Boise State	W, 28-25
11/2	@ Utah State	W, 42-14
11/9	Liberty	W, 31-24
11/16	Idaho State	W, 42-10
11/23	@ Massachusetts	W, 56-24
11/30	@ SDSU	L, 3-13
12/24	vs. Hawaii	L, 34-38

1984 NATIONAL CHAMPIONS

One of only 42 different teams to win a national title. BYU is No. 36 all-time with 244 weeks in the AP Poll and one of only 35 teams to be ranked No. 1 for at least four weeks.

76 ALL-AMERICANS

All-Americans include first and second team, along with freshman and sophomore teams.

36 ACADEMIC ALL-AMERICANS

Since 1965, 30 Academic All-Americans have earned 36 citations.

36 BOWL GAMES

Tied for No. 24 in FBS Division I history

23 CONFERENCE CHAMPIONSHIPS

No. 15 in FBS Division I history

NATIONAL RANKINGS

Since earning its first national ranking in 1974, BYU has earned a place in the Top 25 during 34 of the last 45 seasons. The Cougars have been ranked in the final polls 18 times.

13 CONSENSUS ALL-AMERICANS

Tied for No. 43 in FBS Division I history

7 COLLEGE FOOTBALL

HALL OF FAMERS

LaVell Edwards	Head Coach
Gifford Nielsen	Quarterback
Marc Wilson	Quarterback
Jim McMahon	Quarterback
Steve Young	Quarterback
Gordon Hudson	Tight end
Ty Detmer	Quarterback

MAJOR NATIONAL AWARDS

BYU and Penn State are the only schools to have a national championship, Heisman, Sammy Baugh, Davey O'Brien, Outland, Doak Walker and Maxwell Award winners.

7 SAMMY BAUGH TROPHIES

More Sammy Baugh Trophies than any other school. No one else has more than four.

4 DAVEY O'BRIEN AWARDS

Ty Detmer one of only four players to win the award twice (1990, 91)

2 OUTLAND TROPHIES

BYU won on both sides of the ball with Jason Buck (DL) and Mo Elewonibi (OL).

1 HEISMAN TROPHY

One of only 37 schools to win. Detmer is the last player from a non-P5 to win the award.

1 DOAK WALKER AWARD

In 2001, Luke Staley led the nation in YPC (8.1), scoring (15.5) and total touchdowns (28).

1 MAXWELL AWARD

Detmer won the Heisman and Davey O'Brien the same year (1990).

	FINISH	RANK (HIGH)	TOTAL OFF	PASS OFF	RUSH OFF	SCORE OFF	TOTAL DEF	RUSH DEF	PASS DEF	SCORE DEF
1969	6-4	Unranked	261.8	136.5	125.3	18.6	268.3	134.5	133.8	15.8
WAC	3rd									
NCAA										
1970	3-8	Unranked	240.73	123.5	117.2	12.5	360.2	200.6	159.5	23.2
WAC	7th									
NCAA	5-6									
1971	4th	Unranked	294.2	99.5	194.6	20.6	339.8	159.4	180.5	19.1
WAC										
NCAA										
1972	7-4	Unranked	361.5	151.4	210.2	22.8	348.9	195.1	153.8	20.6
WAC	T-2nd		4th	4th		3rd	2nd	2nd	4th	1st
NCAA										
1973	5-6	Unranked	437.4	266.4	171.0	30.4	340.8	165.2	175.6	22.5
WAC	T-4th		2nd	1st		3rd	2nd	2nd	5th	3rd
NCAA			8th	2nd		13th				
1974	7-4-1	Unranked	338.5	210.4	210.4	26.9	261.6	111.5	150.2	16.6
WAC	1st		4th	2nd		1st	1st	1st	4th	3rd
NCAA		(15th)		7th				3rd		
1975	6-5	Unranked	356.4	177.6	178.8	22.2	331.7	182.7	149.0	20.7
WAC	T-4th		4th	4th		4th	3rd	2nd	5th	4th
NCAA										
1976	9-3	Unranked	424.4	307.8	116.5	31.9	322.2	154.7	167.0	16.5
WAC	T-1st		1st	1st		1st	2nd	2nd	5th	1st
NCAA		(17th)	6th	1st		8th		24th		
1977	9-2	20th AP	470.2	341.6	128.5	39.4	333.6	160.9	172.8	15.0
WAC	T-1st		1st	1st		1st		3rd	4th	2nd
NCAA		(12th)	3rd	1st		2nd				
1978	9-4	Unranked	364.9	238.2	126.8	25.3	320.2	157.6	162.6	14.7
WAC	1st		5th	1st		2nd	3rd	2nd	6th	1st
NCAA				8th				37th		27th
1979	11-1	13th AP	521.4	368.3	153.1	40.6	277.7	155.0	122.6	11.4
WAC	1st	12th UPI	1st	1st		1st	1st	1st	1st	1st
NCAA		(9th)	1st	1st		1st	29th	37th	40th	12th
1980	12-1	12th AP	535.0	409.8	125.2	46.7	343.0	160.1	182.9	16.5
WAC	1st	11th UPI	1st	1st		1st	2nd	3rd	5th	1st
NCAA		(11th)	1st	1st		1st				
1981	11-2	13th AP	480.3	356.9	123.4	38.7	322.4	138.2	184.2	18.3
WAC	1st	11th UPI	1st	1st		1st	3rd	2nd	4th	2nd
NCAA		(8th)	3rd	1st		1st				
1982	8-4	Unranked	466.2	289.8	176.4	32.5	326.7	168.9	157.8	15.2
WAC	1st	(19th)	1st	1st		2nd	3rd	6th	1st	1st
NCAA			2nd	5th		7th			20th	16th
1983	11-1	7th AP	584.2	381.2	203.0	44.0	376.5	129.9	246.6	20.9
WAC	1st	7th UPI	1st	1st		1st	4th	2nd	9th	3rd
NCAA		(7th)	1st	1st		2nd		26th		50th
1984	13-0	1st AP	486.5	346.2	140.3	36.0	321.3	161.8	159.5	13.8
WAC	1st	1st UPI	1st	1st		1st	2nd	4th	1st	1st
NCAA		(1st)	1st	1st		2nd	32nd		27th	10th
1985	11-3	16th AP	500.2	354.5	145.7	33.5	297.9	124.6	173.3	13.5
WAC	1st	17th UPI	1st	1st		3rd	1st	2nd	1st	1st
NCAA		(7th)	1st	1st		7th	18th	19th	35th	12th
1986	8-5	Unranked	406.6	235.6	168.0	25.0	277.8	88.8	189.0	17.1
WAC	2nd	(9th)	4th	7th		4th	2nd	1st	2nd	1st
NCAA			19th	20th		39th	10th	6th	55th	24th
1987	9-4	Unranked	382.7	291.8	90.9	27.8	353.0	136.6	216.4	22.6
WAC	2nd		6th	5th		6th	4th	2nd	3rd	4th
NCAA			33rd	9th		22nd	51st	23rd	88th	55th
1988	9-4	Unranked	456.9	322.8	134.1	33.4	320.3	131.4	188.8	22.0
WAC	T-3rd	(18th)	3rd	2nd		5th	2nd	2nd	2nd	3rd
NCAA			13th	4th		13th	34th	23rd	55th	52nd
1989	10-3	22 AP	540.4	394.3	146.1	40.3	404.6	137.7	266.9	26.6
WAC	1st	18 UPI	1st	1st		1st	3rd	2nd	9th	3rd
NCAA		(15th)	2nd	2nd	63rd	4th	80th	36th	104th	74th
1990	10-3	22 AP	565.8	448.3	117.4	42.5	390.8	116.3	253.3	23.8
WAC	1st	17 UPI	1st	1st		1st	5th	2nd	1st	4th
NCAA		(4th)	2nd	2nd	88th	2nd	74th	20th	42nd	56th
1991	8-3-2	23rd AP	479.5	343.8	135.8	35.0	431.3	156.8	274.5	25.7
WAC	1st	23rd CNN	1st	1st		1st	6th	3rd	8th	4th
NCAA		(23rd)	5th	2nd	78th	11th	96th	53rd	92nd	74th
1992	8-5	Unranked	459.8	297.9	161.8	29.6	360.0	128.9	231.1	22.9
WAC	T-1st	Unranked	2nd	1st		4th	1st	1st	3rd	2nd
NCAA		(22nd)	7th	5th	51st	16th	60th	23rd	49th	58th
1993	6-6	Unranked	474.7	369.1	105.6	35.5	475.7	227.7	248.0	37.0
WAC	T-1st	(17th)	3rd	1st		2nd	10th	10th	7th	9th
NCAA			9th	2nd	96th	12th	104th	102nd	94th	103rd
1994	10-3	18th AP	457.4	312.9	144.5	29.5	383.6	121.4	262.2	24.5
WAC	T-2nd	10th CNN	2nd	1st		6th	6th	3rd	8th	5th
NCAA		(10th)	9th	3rd	68th	26th	71st	22nd	90th	61st

	FINISH	RANK (HIGH)	TOTAL OFF	PASS OFF	RUSH OFF	SCORE OFF	TOTAL DEF	RUSH DEF	PASS DEF	SCORE DEF
1995	7-4	Unranked	411.8	315.4	96.5	27.9	377	167.7	209.3	24.4
WAC	T-1st	(25th)	7th	1st	1st	6th	4th	4th	4th	5th
NCAA			28th	5th	103rd	36th	62nd	62nd	61st	58th
1996	14-1	5th AP	478	295.9	182.1	40.8	316.6	124.6	192.0	18.7
WAC	1st	5th CNN	2nd	4th		1st	1st	1st	3rd	1st
NCAA		(5th)	6th	13th		5th	25th	27th	36th	25th
1997	6-5	Unranked	335.6	227.3	108.4	22.7	358.0	164.4	193.6	23.1
WAC	5th PD	(16th)	9th	2nd		9th	10th	10th	10th	7th
NCAA			73rd	39th	99th	68th	52nd	66th	72nd	50th
1998	9-5	Unranked	381.7	236.9	144.8	28.8	273.9	91.2	182.7	19.2
WAC	2nd		5th	1st		3rd	1st	1st	3rd	2nd
NCAA			44th	34th	65th	37th	5th	5th	21st	25th
1999	8-4	Unranked	425.6	324.3	101.4	30.2	307.8	102.5	205.3	20.9
MWC	T-1st	(12th)	1st	1st	8th	2nd	2nd	1st	5th	4th
NCAA			13th	8th	100th	28th	21st	14th	39th	32nd
2000	6-6	Unranked	374.0	274.6	100.2	23.3	345.0	121.7	223.3	25.8
MWC	T-3rd		4th	1st	7th	4th	4th	2nd	8th	7th
NCAA			55th	16th	99th	73rd	40th	30th	72th	66th
2001	12-2	25th AP	542.8	325.0	217.9	46.8	448.5	202.8	245.7	30.5
MWC	1st	24th ESPN	1st	1st	3rd	1st	6th	5th	7th	6th
NCAA		(7th)	1st	7th	13th	1st	102nd	95th	88th	85th
2002	5-7	Unranked	381.8	260.8	121.1	22.7	384.7	177.8	206.9	27.8
MWC	7th	(24th)	5th	3rd	6th	7th	5th	7th	3rd	5th
NCAA			50th	27th	88th	87th	69th	91st	48th	72nd
2003	4-8	Unranked	314.6	215.0	99.6	16.3	307.0	130.8	176.2	25.8
MWC	T-4th		7th	4th	7th	8th	2nd	3rd	2nd	7th
NCAA			102nd	64th	108th	109th	14th	33rd	8th	62nd
2004	5-6	Unranked	384.0	279.5	103.2	24.3	378.5	149.3	229.3	26.8
MWC	3rd		3rd	1st	8th	4th	5th	4th	8th	5th
NCAA			48th	12th	102nd	69th	59th	59th	78th	70th
2005	6-6	Unranked	462.4	310.1	152.3	33.0	417.1	147.8	269.3	29.2
MWC	T-2nd		2nd	1st	5th	2nd	7th	3rd	9th	5th
NCAA			13th	6th	51st	24th	91st	57th	104th	83rd
2006	11-2	16th AP	465.5	323.5	141.9	36.8	319.2	114.1	205.1	14.7
MWC	1st	15th USA	1st	1st	3rd	1st	3rd	4th	5th	2nd
NCAA		(15th)	4th	4th	53rd	5th	38th	31st	65th	10th
2007	11-2	14th AP	442.8	298.38	144.3	30.1	307.9	97.5	210.4	18.5
MWC	1st	14th USA Today	1st	1st	5th	1st	1st	1st	6th	2nd
NCAA		(14th)	25th	14th	67th	47th	10th	9th	32nd	9th
2008	10-3	25st AP	444.8	310.4	133.7	34.2	355.9	140.3	215.6	21.9
MWC	3rd	21st USA Today	1st	1st	7th	2nd	6th	5th	8th	3rd
NCAA		(7th)	16th	6th	72nd	20th	59th	60th	74th	39th
2009	11-2	12th AP	427.2	281.5	160.3	35.5	329.1	110.2	218.9	21.5
MWC	2nd	12th USA Today	2nd	1st	4th	2nd	4th	2nd	5th	4th
NCAA		(7th)	21st	17th	63rd	11th	28th	21st	63rd	29th
2010	7-6	Unranked	366.5	198.4	168.1	26.2	330.8	138.6	192.2	21.6
MWC	T-3rd	(25th)	5th	5th	3rd	5th	2nd	3rd	3rd	4th
NCAA			73rd	76th	42nd	70th	24th	45th	23rd	32nd
2011	10-3	25th USA Today	405.7	245.4	160.3	30.1	312.9	112.9	200.8	20.4
INDY		Unranked	2nd	2nd	4th	1st	1st	1st	2nd	32nd
NCAA		(25th)	41st	47th	56th	42nd	13th	19th	32nd	22nd
2012	8-5	Unranked	400.4	247.2	153.15	28.7	266.1	86.9	179.2	14.0
INDY		Unranked	3rd	1st	4th	1st	1st	1st	2nd	2nd
NCAA		(25th)	60th	50th	65th	65th	3rd	2nd	10th	3rd
2013	8-5	Unranked	493.7	226.3	267.3	30.2	378.8	159.9	218.9	22.1
INDY			1st	4th	3rd	2nd	2nd	1st	4th	1st
NCAA			14th	73rd	10th	55th	48th	57th	46th	22nd
2014	8-5	Unranked	460.5	278.7	181.8	37.1	391.5	121.8	269.7	27.5
INDY		(18th)	1st	2nd	3rd	1st	1st	1st	4th	2nd
NCAA			26th	26th	47th	14th	56th	20th	112th	71st
2015	9-4	Unranked	424.8	296.5	128.3	33.7	345.7	143.8	201.8	22.8
INDY		(19th)	2nd	1st	3rd	2nd	1st	1st	2nd	2nd
NCAA			49th	21st	111th	40th	23rd	34th	31st	34th
2016	9-4	RV	399.1	197.9	201.2	29.5	365.0	112.8	252.2	19.5
INDY		RV	3rd	3rd	2nd	3rd	2nd	1st	3rd	1st
NCAA			71st	96th	41st	62nd	34th	9th	96th	14th
2017	4-9	Unranked	325.2	194.6	130.5	17.1	372.8	147.6	225.2	24.7
INDY			4th	2nd	4th	4th	3rd	1st	5th	3rd
NCAA			118th	90th	105th	123rd	51st	44th	67th	46th
2018	7-6	Unranked	364.9	211.8	153.2	27.2	324.1	130.1	194.0	21.4
INDY		(20)	5th	4th	3rd	4th	2nd	2nd	2nd	3rd
NCAA			100th	85th	89th	78th	18th	27th	29th	24th
2019	7-6	Unranked	443.8	284.7	159.1	28.5	393.5	167.5	226.0	25.5
INDY		(20)	1st	2nd	3rd	3rd	3rd	3rd	5th	3rd
NCAA			28th	26th	68th	67th	68th	78th	65th	48th

OPPONENT	WON	LOST	TIE	FIRST	LAST
Air Force Academy	24	7	0	1956	2010
Alabama	0	1	0	1998	1998
Arizona	11	12	1	1936	2018
Arizona State	7	20	0	1935	1998
Arkansas State	1	0	0	1996	1996
Army	First Meeting				
Baylor	1	1	0	1983	1984
Boise State	3	7	0	2003	2019
Boston College	1	2	0	1985	2006
Bowling Green	1	1	0	1975	1983
California	3	2	0	1999	2018
California-Davis	2	2	1	1926	1937
Cal Poly	1	0	0	1960	1960
Cincinnati	2	0	0	2015	2016
Colorado College	4	3	0	1923	1936
Colorado	3	8	1	1923	1988
Colorado Mines	1	1	1	1922	1927
Colorado State	39	27	3	1922	2010
Colo. St. Teachers	6	3	1	1923	1937
Connecticut	2	0	0	2014	2015
Denver	7	15	0	1933	1960
East Carolina	1	1	0	2015	2017
Eastern Illinois	1	0	0	2005	2005
Eastern Washington	1	0	0	2007	2007
Florida State	0	4	0	1991	2010
Fort Douglas	0	1	0	1942	1942
Fort Hood	1	0	0	1950	1950
Fresno State	5	6	0	1956	2017
George Washington	0	2	0	1962	1963
Georgia	0	1	0	1982	1982
Georgia Tech	3	1	0	2002	2013
Hawaii	23	8	0	1930	2018
Houston	2	0	0	2013	2014
Idaho, College of	1	0	1	1928	1930
Idaho	3	2	0	1953	2012
Idaho State	6	0	0	1932	2019
Indiana	0	1	0	1979	1979
Iowa	0	0	1	1991	1991
Iowa State	0	4	0	1968	1974
Kansas	0	1	0	1992	1992
Kansas State	4	4	0	1957	1997
Liberty	1	0	0	2019	2019
Long Beach State	5	0	0	1972	1981
Los Angeles State	1	0	0	1955	1955
Louisiana State	0	1	0	2017	2017
Louisville	0	1	0	2001	2001
Marshall	0	1	0	1999	1999
McNeese State	1	0	0	2018	2018
Miami	1	1	0	1988	1990
Michigan	1	1	0	1984	2015
Michigan State	1	0	0	2016	2016
Middle Tennessee	2	0	0	2013	2014
Mississippi State	2	2	0	2000	2017
Missouri	1	1	0	1983	2015
Montana	12	4	0	1942	1963
Montana State	8	7	0	1923	1947
Mt. St. Charles (Carroll)	0	0	1	1930	1930
Murray State	1	0	0	1998	1998
Navy	1	1	0	1978	1989
Nebraska	1	0	0	2015	2015
New Mexico	45	14	1	1951	2010
New Mexico State	3	0	0	2011	2018
Nevada	5	3	2	1929	2014
North Alabama	First Meeting				
North Texas	3	2	0	1958	1980
Northeast Louisiana	1	0	0	1994	1994
Northern Arizona	2	0	0	1938	1939
Northern Illinois	0	1	0	2018	2018
Northern Iowa	1	0	0	2008	2008
Notre Dame	2	6	0	1992	2013

OPPONENT	WON	LOST	TIE	FIRST	LAST
Occidental	2	0	0	1932	1934
Ohio State	0	3	0	1982	1993
Oklahoma	2	0	0	1994	2009
Oklahoma State	0	2	0	1974	1976
Ole Miss	1	0	0	2011	2011
Oregon	3	3	0	1964	2006
Oregon State	5	6	0	1955	2012
Pacific	2	3	0	1958	1966
Pacific Fleet	0	2	0	1948	1949
Penn State	1	2	0	1989	1992
Pepperdine	3	1	0	1948	1951
Pittsburgh	1	1	0	1984	1987
Portland	0	2	0	1937	1938
Portland State	1	0	0	2017	2017
Regis	1	0	0	1930	1930
Rice	1	1	0	1996	1997
San Diego State	28	8	1	1947	2019
San Diego NAS	1	0	0	1952	1952
San Francisco	0	2	0	1931	1941
San Jose State	8	10	0	1946	2017
Savannah State	1	0	0	2014	2014
South Dakota	1	0	0	1932	1932
South Florida	0	1	0	2019	2019
Southern Methodist	3	0	0	1980	1997
Southern Mississippi	1	1	0	1975	1976
Southern Utah	1	0	0	2016	2016
Stanford	0	2	0	2003	2004
Syracuse	1	1	0	2000	2002
Temple	2	0	0	1985	1986
Texas	4	1	0	1987	2014
Texas A&M	2	1	0	1979	1996
TCU	5	6	0	1987	2011
Tennessee	1	0	0	2019	2019
Texas-San Antonio	First Meeting				
Texas State	First Meeting				
Texas Tech	0	1	0	1940	1940
Toledo	1	1	0	2016	2019
Troy	First Meeting				
Tulane	2	1	0	1998	2009
Tulsa	6	1	0	1971	2007
UAY All-Stars	1	0	0	1931	1931
UCF	1	1	0	2011	2014
UCLA	3	9	0	1983	2016
UMass	3	1	0	2016	2019
UNLV	17	3	0	1978	2017
U.S. Marines	0	1	0	1933	1933
USC	1	2	0	2003	2019
UTEP	29	7	1	1946	2010
Utah	31	59	4	1922	2019
Utah State	49	37	3	1922	2019
Virginia	2	3	0	1987	2014
Wagner	1	0	0	2015	2015
Washington	4	7	0	1985	2019
Washington State	3	1	0	1981	2012
Weber State	3	0	0	1973	2012
West Texas State	0	1	0	1961	1961
West Virginia	0	1	0	2016	2016
Western Kentucky	First Meeting				
Western Michigan	4	2	0	1962	2018
Western State	20	0	0	1923	1951
Wichita State	0	1	0	1956	1956
Wisconsin	2	2	0	1980	2018
Wyoming	45	30	3	1922	2016
OVERALL	582	427	26	1922	2019


2020 OPPONENTS IN BOLD

BYU BOWL RESULTS

YEAR	OPPONENT	CONFERENCE	BOWL	W/L	SCORE
1974	Oklahoma St.	Big Eight	Fiesta	L	16-6
1976	Oklahoma St.	Big Eight	Tangerine	L	49-21
1978	Navy	Independent	Holiday	L	23-16
1979	Indiana	Big 10	Holiday	L	38-37
1980	SMU	Southwest	Holiday	W	46-45
1981	Washington St.	Pac-10	Holiday	W	38-36
1982	Ohio State	Big 10	Holiday	L	47-17
1983	Missouri	Big Eight	Holiday	W	21-17
1984	Michigan	Big 10	Holiday	W	24-17
1985	Ohio State	Big 10	Citrus	L	10-7
1986	UCLA	Pac-10	Freedom	L	31-10
1987	Virginia	Atlantic Coast	All-American	L	22-16
1988	Colorado	Big Eight	Freedom	W	20-17
1989	Penn State	Independent	Holiday	L	50-39
1990	Texas A&M	Southwest	Holiday	L	65-14
1991	Iowa	Big 10	Holiday	T	13-13
1992	Kansas	Big Eight	Aloha	L	23-20
1993	Ohio State	Big 10	Holiday	L	28-21
1994	Oklahoma	Big Eight	Copper	W	31-6
1996	Kansas St.	Big 12	Cotton	W	19-15
1998	Tulane	C-USA	Liberty	L	41-27
1999	Marshall	Mid-American	Motor City	L	21-3
2001	Louisville	C-USA	Liberty	L	28-10
2005	California	Pac-10	Las Vegas	L	35-28
2006	Oregon	Pac-10	Las Vegas	W	38-8
2007	UCLA	Pac-10	Las Vegas	W	17-16
2008	Arizona	Pac-10	Las Vegas	L	21-31
2009	Oregon State	Pac-10	Las Vegas	W	44-20
2010	UTEP	C-USA	New Mexico	W	52-24
2011	Tulsa	C-USA	Armed Forces	W	24-21
2012	San Diego State	MWC	Poinsettia	W	23-6
2013	Washington	Pac-12	Fight Hunger	L	16-31
2014	Memphis	American	Miami Beach	L	48-55 2OT
2015	Utah	Pac-12	Las Vegas	L	35-28
2016	Wyoming	MWC	Poinsettia Bowl	W	24-21
2018	Western Michigan	MAC	Potato Bowl	W	49-18
2019	Hawai'i	MWC	Hawai'i Bowl	L	34-38
				TOTAL	15-21-1



Quarterback Steve Young actually caught the game-winning touchdown from running back Eddie Stinnett with under one minute to play vs. Missouri to win the 1983 Holiday Bowl 21-17.




Robbie Bosco led BYU to a 24-17 over Michigan to secure BYU's 1984 National Championship in the Holiday Bowl.



Linebacker Kyle Van Noy essentially took over for BYU in the 2012 Poinsettia Bowl, where he forced and recovered a fumble for the go-ahead touchdown and minutes later returned an interception for his second-defensive score of the 4th quarter en route to a 23-6 victory over SDSU at Qualcomm Stadium.



LaVell Edwards celebrates BYU's 19-15 Cotton Bowl victory over Kansas State in 1997. It has been the Cougars' only New Year's Day bowl game.



In one of the greatest bowls games in NCAA history, BYU overcame a 45-25 deficit with 4:07 left in the game to win 46-45 in the 1980 Holiday Bowl over SMU, nicknamed the "Miracle Bowl." With 4:07 remaining in the game, SMU scored to go ahead, 45-25. From there the Cougars connected on a TD pass, recovered an on-side kick, scored on a one-yard run by Scott Phillips, and blocked a punt. Finally, with three seconds left on the clock, Jim McMahon connected on a "Hail Mary" pass of 41 yards to Clay Brown.

1974 FIESTA BOWL

OKLAHOMA ST.	0	7	3	6	16
BYU	6	0	0	0	6

12.28.1974 • TEMPE, AZ • SUN DEVIL STADIUM • ATT: 50,878

TEAM STATISTICS	OKLA. ST.	BYU
Rushes-Yards	55-147	36-120
Passing Yards	77	181
Passes	7-18-0	15-31-3

SCORING:
BYU – Uselman 30-yard field goal
BYU – Uselman 43-yard field goal
OSU – Walker 12-yard run (Daigle kick)
OSU – Daigle 42-yard field goal
OSU – Bain 40-yard pass from Thompson (kick failed)

GAME SUMMARY:
Competing in its first post-season bowl game ever, BYU played Western Athletic Conference host to the Oklahoma State Cowboys before a crowd of 50,878. The Cougars got off to a quick start with two field goals during the first quarter before All-WAC quarterback Gary Sheide suffered a dislocated shoulder in the last moments of the quarter. He was replaced by junior reserve Mark Giles. The Cowboys took the scoring lead during the second quarter on a touch-down run around left end, giving Oklahoma State a 7-6 halftime advantage. OSU regained possession of the ball on the Cougars' 17-yard line after intercepting Giles, but the Cowboys were unable to convert on the turnover. A field goal from 32 yards out put the Cowboys in front 10-6 at the end of the third quarter. With 1:14 remaining in the game, Oklahoma State scored another touchdown on a 40-yard halfback pass to complete the scoring. The Cougars out-gained Oklahoma State in total yardage, 301-224. Giles was 11 of 26 for 138 yards. After three losses and a tie to open the season, the Cougars reeled off seven straight victories prior to the bowl game.

1978 HOLIDAY BOWL

NAVY	0	3	7	13	23
BYU	3	6	7	0	16

12.22.1978 • SAN DIEGO, CA • SAN DIEGO STADIUM • ATT: 48,003

TEAM STATISTICS	NAVY	BYU
Rushes-Yards	58-214	33-74
Passing Yards	138	181
Passes	8-14-1	16-34-2

SCORING:
BYU – Johnson 33-yard field goal
NVY – Tata 40-yard field goal
BYU – Chronister 10-yard pass McMahon (Johnson kick)
BYU – McMahon 2-yard run (Johnson kick)
NVY – Tolbert 4-yard run (Tata kick)
NVY – Tata 28-yard field goal
NVY – McConkey 65-yard pass from Leszczynski (Tata kick)
NVY – Tata 27-yard field goal

GAME SUMMARY:
The inaugural Holiday Bowl pitted two teams with local drawing power, the Naval Academy and Brigham Young University. Despite chilly temperatures, the two teams engaged in a hard-hitting battle. Defense dominated the first two quarters. Brent Johnson put the Cougars on the score-board first with a 33-yard field goal with 8:26 left in the first quarter. Navy's Bob Tata boomed a 40-yard field goal to tie the score at 3-3. Jim McMahon sent the Cougars ahead with a 10-yard pass to Mike Chronister, but Johnson missed the PAT. McMahon ran another in from two yards out in the third period for a 16-3 BYU lead. Navy cut the lead to 16-10 after three quarters and then tied the game on two field goals in the fourth quarter, but it was a 65-yard pass to Phil McConkey that did the Cougars in. Some 52,500 witnessed the game in person. McConkey was named Best Offensive Player and BYU's Tom Enlow won Best Defensive Player honors. Navy finished the year at 9-3, BYU at 9-4.

1976 TANGERINE BOWL

#14 OKLAHOMA ST.	7	21	21	0	49
BYU	0	14	0	7	21

12.18.1976 • ORLANDO, FL • CITRUS BOWL • ATT: 37,812

TEAM STATISTICS	OKLA. ST.	BYU
Rushes-Yards	70-375	26-46
Passing Yards	27	209
Passes	2-10-0	23-34-4

SCORING:
OSU – Dawson 36 pass interception (Daigle kick)
BYU – Christensen 1-yard run (Taylor kick)
OSU – Weatherbie 2-yard run (Daigle kick)
OSU – Miller 3-yard run (Daigle kick)
BYU – Thompson 27-yard pass from Nielson (Taylor kick)
OSU – Miller 78-yard run (Daigle kick)
BYU – Lowry 102-yard kickoff return (Taylor kick)
OSU – R. Turner 1-yard run (kick failed)
OSU – Miller 6-yard run (Lisle pass from Weatherbie)
OSU – Miller 1-yard run (Daigle kick)

GAME SUMMARY:
Powerful Oklahoma State, sparked by All-American Terry Miller (173 yards rushing on 23 car-ries), used four pass interceptions and a fumble recovery to capture the 31st annual Tangerine Bowl contest. Defensively, the Cowboys yielded only 46 yards rushing. The Cougars, however, stayed close in the first half, which ended 28-14. Dave Lowry returned the second-half kickoff 102 yards (a Tangerine Bowl record) to move the Cougars to within seven at 28-21. From there, it was all Cowboys. BYU's Gifford Nielsen completed 23 of 34 passes for 209 yards and one touchdown, but the Cougars could only roll up 255 yards to Oklahoma State's 402. BYU entered the game with a 9-2 record, while Oklahoma State came in after tying for the Big 8 title. The Cowboys missed out on the Orange Bowl because of the conference tie-breaking formula. Later, the stadium was expanded and the name changed to the Florida Citrus Bowl.

1979 HOLIDAY BOWL

INDIANA	14	7	10	7	38
#9 BYU	14	3	17	3	37

12.21.1979 • SAN DIEGO, CA • SAN DIEGO STADIUM • ATT: 52,200

TEAM STATISTICS	INDIANA	BYU
Rushes-Yards	59-183	30-140
Passing Yards	171	380
Passes	11-30-1	28-43-3

SCORING:
BYU – Lane 1-yard run (Johnson kick)
IND – Stephenson 38-yard pass from Clifford (Kellogg kick)
IND – Clifford 1-yard run (Kellogg kick)
BYU – Wilson 3-yard run (Johnson kick)
BYU – Johnson 40-yard field goal
IND – Clifford 1-yard run (Kellogg kick)
BYU – Jones 13-yard pass from Wilson (Johnson kick)
IND – Harkrader 1-yard run (Kellogg kick)
IND – Kellogg 26-yard field goal
BYU – Johnson 29-yard field goal
BYU – Lane 15-yard pass from Wilson (Johnson kick)
BYU – Johnson 28-yard field goal
IND – Wilbur 62-yard punt return (Kellogg kick)

GAME SUMMARY:
At 11-0, the Cougars were one of the few undefeated, untied teams in the nation. Those kinds of credentials, along with its No. 9 national ranking in the UPI and AP polls made BYU the favorite over the at-large entry, Indiana. The opportunistic Hoosiers played the Cougars tough, holding a 21-17 lead at the half. BYU jumped ahead in the third quarter, 24-21, on a 13-yard pass from All-American Marc Wilson to Homer Jones. The Cougars fell behind, 31-24, but regained the lead at 34-31 on a 15-yard pass to Eric Lane. With 12:14 left to play, BYU padded the lead on the third field goal of the game by Brent Johnson. But midway through the fourth quarter, Indiana's Tim Wilbur returned a punt 62 yards to push the Hoosiers ahead 38-37. With 2:06 remaining, the Cougars moved the ball 69 yards to the Indiana 10. Then, with 11 seconds left, Johnson missed a 27-yard field goal that would have won the game. Wilson was voted the MVP on offense (28 of 43 for 380 yards) and Indiana's Wilbur won the honor for defense. Clay Brown caught nine passes for 142 yards. Lane grabbed nine passes for 79 yards and also scored a rushing touchdown. Jones scored a touchdown and had 126 yards on seven kickoff returns.



1980 HOLIDAY BOWL

#14 BYU	7	6	6	27	46
#19 SMU	19	10	9	7	45

12.19.1980 • SAN DIEGO, CA • JACK MURPHY STADIUM • ATT: 50,200

TEAM STATISTICS

	SMU	BYU
Rushes-Yards	66-393	24-(-2)
Passing Yards	53	446
Passes	6-11-0	32-49-1

SCORING:

SMU — Dickerson 15-yard run (Garcia kick)
SMU — James 45-yard run (Garcia kick)
SMU — Safety
SMU — Garcia 42-yard field goal
BYU — Brown 64-yard pass from McMahon (Gunther kick)
SMU — James 3-yard pass from McIlhenny (Garcia kick)
SMU — Garcia 44-yard field goal
BYU — Sikahema 83-yard punt return (pass failed)
SMU — Dickerson 1-yard run (pass failed)
BYU — Brown 13-yard pass from McMahon (pass failed)
SMU — Garcia 42-yard field goal
BYU — Phillips 1-yard run (pass failed)
SMU — James 42-yard run (Garcia kick)
BYU — Braga 15-yard pass from McMahon (Pass failed)
BYU — Phillips 1-yard run (pass to Phillips)
BYU — Brown 41-yard pass from McMahon (Gunther kick)

GAME SUMMARY:

One observer said the 1980 Holiday Bowl was actually two ball games--a contest which lasted most of four quarters and another of four minutes duration. SMU controlled the "first game," leaving the Cougars behind 20 points with only minutes remaining. Unfortunately, many fans either turned off their TV sets or left the stadium in San Diego before the "second game" began. In the final four minutes, BYU surged to a stunning 46-45 win. For 56 minutes the Mustangs taught the Cougars a lesson in running the football. The Mustangs' two great running backs, Craig James and Eric Dickerson, rushed for a combined total of 335 yards. With 4:07 remaining in the game, SMU scored to go ahead, 45-25. From there the Cougars connected on a TD pass, recovered an on-side kick, scored on a one-yard run by Scott Phillips and blocked a punt. Finally, with three seconds left on the clock, Jim McMahon connected on a "Hail Mary" pass of 41 yards to Clay Brown. With the score tied, Kurt Gunther kicked the extra point to send BYU fans streaming onto the field. McMahon was 32 of 49 passes for 446 yards. It may have been the most exciting bowl game ever, with the Cougars getting 21 points in the final 2:33. Ironically, four passes on conversion attempts had failed before McMahon hit Phillips after the next-to-last touchdown to cut a 45-31 deficit to 45-39 and put the Cougars in a position to win the game with one more score. The 50-yard drive was set up when Todd Shell recovered a Brent Johnson on-side-kick at midfield. SMU got the ball back with 1:57 but had to punt. The kick was blocked by defensive back Bill Schoepflin and recovered by the SMU punter, Eric Kaifes, with 13 seconds left. McMahon threw one incomplete pass intended for Brown and another for Lloyd Jones before unleashing the famous pass to Brown in the end zone with no time left on the clock.

1981 HOLIDAY BOWL

#14 BYU	7	17	7	7	38
WASHINGTON ST.	0	7	21	8	36

12.18.1981 • SAN DIEGO, CA • JACK MURPHY STADIUM • ATT: 52,419

TEAM STATISTICS

	WASH ST.	BYU
Rushes-Yards	53-245	32-69
Passing Yards	106	368
Passes	8-25-2	28-44-0

SCORING:

BYU — Plater 35-yd pass fr. McMahon (Gunther kick)
BYU — Hudson 7-yd pass fr. McMahon (Gunther kick)
WSU — Turner 2-yd run (Leland kick)
BYU — Gunther 20-yd field goal
BYU — Hamilton 1-yd run (Gunther kick)
BYU — Holmoe 35-yd interception return (Gunther kick)
WSU — Lavomme 18-yd run (Beech pass)
WSU — Williams 5-yd run (pass failed)
WSU — Turner 13-yd run (Leland kick)
BYU — Pettis 11-yd pass fr. McMahon (Gunther kick)
WSU — Martin 1-yd run (Turner run)

GAME SUMMARY:

BYU held a 24-7 lead at halftime, then pushed the score to 31-7 as Tom Holmoe intercepted a pass and returned it 35 yards to give the WAC champions a comfortable edge. With only 59 seconds left in the third quarter, Washington State scored to make it 31-28. But Jim McMahon took over moving BYU 82 yards for a score to stretch the lead to 38-28. Statistically, it was a typical McMahon game, 27 of 43 with no interceptions and three touchdowns. Tight end Gordon Hudson had an excellent game, collecting seven catches for 126 yards and a touchdown. Dan Plater also caught a touchdown pass and Waymon Hamilton scored on the ground. Washington State quarterbacks Clete Casper and Ricky Turner completed only eight passes for 106 yards but Turner had 82 yards rushing while Don LaBomme had 79. Each team scored five touchdowns, so the difference actually came midway through the second quarter when Kurt Gunther connected on a 20-yard field goal after a BYU drive stalled on the Washington State three.

1982 HOLIDAY BOWL

#17 OHIO STATE	3	14	17	13	47
BYU	0	10	0	7	17

12.17.1982 • SAN DIEGO, CA • JACK MURPHY STADIUM • ATT: 52,533

TEAM STATISTICS

	OHIO STATE	BYU
Rushes-Yards	66-329	18-60
Passing Yards	132	352
Passes	11-19-0	28-46-1

SCORING:

OSU — Spangler 47-yard field goal
BYU — Balholm 7-yard pass from Young (Gunther kick)
OSU — Spencer 61-yard run (Spangler kick)
OSU — Tomzak 3-yard run (Spangler kick)
BYU — Gunther 39-yard field goal
OSU — Broadnax 1-yard run (Spangler kick)
OSU — Spencer 18-yard run (Spangler kick)
OSU — Spangler 37-yard field goal
OSU — Gayle 1-yard run (Spangler kick)
BYU — Hudson 13-yard pass from Young (Gunther kick)
OSU — Gayle 5-yard run (kick failed)

GAME SUMMARY:

The Cougars had their two-game Holiday Bowl win streak snapped by Ohio State, 47-17. BYU's bubble burst at the outset of the third quarter, when the Buckeyes reeled off 17 unanswered points. Tim Spencer blew through the Cougar defense for 167 yards, including a record-setting 61-yard touchdown run in the second quarter that put Ohio State up, 10-7. Steve Young completed 27 of 45 passes for 341 yards. The Cougars turned the ball over to Ohio State three times inside the 30 and saw the Buckeyes convert each turnover into a score. The Cougars took the lead early in the second quarter with a seven-yard strike to Neil Balholm. But Spencer's long gallop and a blocked punt put the Buckeyes up, 17-10, at halftime. Big fullback Vaughn Broadnax scored on the opening drive of the second half, and on the next play, Young was intercepted and Spencer ran 18 yards to put Ohio State in control for good. BYU's only other score came midway through the fourth quarter when Gordon Hudson caught a 13-yard pass. . Ten different BYU players caught passes, led by Hudson with seven receptions for 81 yards and Balholm with 58 yards receiving.

1983 HOLIDAY BOWL

#9	BYU	0	7	7	7	21
MISSOURI		7	3	0	7	17

12.23.1983 • SAN DIEGO, CA • JACK MURPHY STADIUM • ATT: 51,480

TEAM STATISTICS	MISSOURI	BYU
Rushes-Yards	64-252	25-42
Passing Yards	86	328
Passes	7-16-2	25-37-3

SCORING:

- MO — Drain 2-yard run (Burditt kick)
- BYU — Young 10-yard run (Johnson kick)
- MO — Burditt 37-yard field goal
- BYU — Stinnett 33-yard pass from Young (Johnson kick)
- MO — Drain 2-yard run (Burditt kick)
- BYU — Young 14-yard pass from Stinnett (Johnson kick)

GAME SUMMARY:

Yet another chapter was added to the saga of impossible, thrilling Holiday Bowl finishes when BYU defeated Missouri, 21-17. The game was billed as a classic matchup between Missouri's stubborn defense and BYU's explosive offense, led by quarterback Steve Young. Missouri held BYU to just 167 yards and seven points in the first half, while BYU's defense allowed the Tigers only 157 yards and 10 points. Missouri got its first-half points on a two-yard run by Eric Drain and a 37-yard field goal by Brad Burditt. BYU's touchdown came on a 10-yard quarterback draw by Young. In the second half, Young hit Eddie Stinnett with a 33-yard touchdown pass. Missouri came right back with another two-yard plunge by Drain. A valiant goal-line stand by BYU gave the Cougars the ball on the six-yard-line with 3:57 left in the game. Led by Young, the Cougars moved down the field to the Missouri 15 with under a minute to play. On first-and-10 at the Tigers' 15, Young handed to Stinnett, who faked a sweep right and threw back across the field to Young. The Stinnett pass barely cleared the outstretched hands of Missouri's Bobby Bell allowing Young to gather it in and scramble 15 yards to the end zone. The PAT gave BYU a 21-17 lead with 23 seconds left. Kyle Morrell intercepted a Missouri desperation pass at the BYU two-yard line and returned it to the 17 to seal the win.

1985 CITRUS BOWL

#17	OHIO STATE	0	3	7	0	10
#9	BYU	0	7	0	0	7

12.28.1985 • ORLANDO, FL • CITRUS BOWL • ATT: 50,920

TEAM STATISTICS	OHIO STATE	BYU
Rushes-Yards	42-133	22-88
Passing Yards	196	261
Passes	19-36-0	26-50-4

SCORING:

- OSU — Spangler 47-yard field goal
- BYU — Miles 38 yard pass from Bosco (Webster kick)
- OSU — Kolic 14 pass interception (Spangelnr kick)

GAME SUMMARY:

In what promised to be an offensive showdown between pass-happy BYU (11-2) and rough and tumble Ohio State (8-3), two of the nation's top defenses took center stage. In fact, the game's only touchdowns were produced by a noseguard on an interception and a reserve wide receiver on a broken play. Buckeye kicker Rich Spangler tallied the first points of the game with a 47-yard field goal early in the second quarter to give Ohio State a 3-0 lead. BYU attempted to answer with a long drive of its own, only to come away empty after Vai Sikahema fumbled on an apparent touchdown plunge. Before the first half ended, quarterback Robbie Bosco rolled left, whirled right and found wide receiver David Miles on a 38-yard strike to give the Cougars a 7-3 halftime lead. In the second half, Ohio State noseguard Larry Kolic intercepted Bosco and took it in for a touchdown to give the Buckeyes a 10-7 lead. Leon White and Kyle Whittingham recovered fumbles but Kolic got another interception and Terry White intercepted two in the end zone to stop BYU threats—one with 3:38 to play and again with three seconds left. Ohio State was the benefactor of six Cougar turnovers, and the Buckeyes went home the victor. Mark Bellini had 89 yards receiving while Lakei Heimuli added 10 receptions for 77 yards.

1984 HOLIDAY BOWL

MICHIGAN	0	7	7	3	17
#1 BYU	0	10	0	14	24

12.21.1984 • SAN DIEGO, CA • JACK MURPHY STADIUM • ATT: 61,243

TEAM STATISTICS	MICHIGAN	BYU
Rushes-Yards	49-120	27-112
Passing Yards	82	371
Passes	7-15-1	35-49-3

SCORING:

- BYU — Smith 5-yard run (Johnson kick)
- UM — Rogers 5-yard run (Bergeron kick)
- BYU — Johnson 31-yard field goal
- UM — Perryman 10-yard pass from Zurbrugg (Bergeron kick)
- UM — Bergeron 32-yard field goal
- BYU — Kozlowski 7-yard pass from Bosco (Johnson kick)
- BYU — Smith 13-yard pass from Bosco (Johnson kick)

GAME SUMMARY:

Holiday Bowl VII lived up to all the glamour and excitement of the previous six bowls, plus it had a new dimension--national championship luster--thanks to BYU's undefeated, untied season and No. 1 ranking. The 24-17 Cougar victory marked the first time in years that a non-New Year's Day bowl game determined the national championship. The contest was played in typical Holiday Bowl fashion. After a scoreless first quarter in which Cougar quarterback Robbie Bosco was forced to the sideline with an injured knee and ankle, the game began to develop drama. BYU scored first with 8:37 left in the first half on a five-yard run by Kelly Smith. The touchdown was set up when a limping Bosco returned to the lineup and engineered an 80-yard drive. The Wolverines responded by putting together an 80-yard scoring drive of their own, culminating on Rick Rogers' five-yard touchdown run up the middle. The PAT tied the score at seven. The tie was short-lived however, as a 31-yard field goal by Lee Johnson with time running out in the first half gave BYU a 10-7 lead at the break. Midway through the third period, Michigan went on top for the first time at 14-10 on a 10-yard scoring strike from Bob Zurbrugg to Bob Perryman. The Wolverines added to their lead when Bob Bergeron nailed a 32-yard field goal to make the Michigan lead 17-10 with 14:14 to play. The Cougar offense then produced an 80-yard drive that culminated with a seven-yard Bosco-to-Glen Kozlowski touchdown pass to tie the game at 17 with 10:51 to go. Bosco's 13-yard scoring toss to Smith with 1:23 remaining made it 24-17. Two plays later Marv Allen intercepted a pass to clinch a 13-0 season and the Cougars' first-ever national championship. David Mills finished with 11 catches for 103 yards receiving and Smith had 10 for 88. Lakei Heimuli led BYU with 82 yards rushing while Bob Perryman had 110 for Michigan.



1986 FREEDOM BOWL

#15 UCLA	7	0	17	7	31
BYU	3	0	0	7	10

12.30.1986 • ANAHEIM, CA • ANAHEIM STADIUM • ATT: 55,422

TEAM STATISTICS

	UCLA	BYU
Rushes-Yards	49-423	43-73
Passing Yards	95	221
Passes	8-21-1	25-43-3

SCORING:

BYU – Chitty 32-yard field goal
 UCLA – Green 3-yard run (Franey kick)
 UCLA – Green 1-yard run (Franey kick)
 UCLA – Franey 49-yard field goal
 UCLA – Green 79-yard run (Franey kick)
 UCLA – Dorrell 13-yard pass from Green (Franey kick)
 BYU – Hansen 3-yard run (Chitty kick)

GAME SUMMARY:

Although BYU failed to win the WAC title, the Cougars kept alive an impressive streak of nine bowl appearances in a row by being invited to the third annual Freedom Bowl. There they met familiar foe UCLA. The two teams had met in 1985 when the Bruins came from behind to win a tough game in Provo, 27-24. The Freedom Bowl, however, proved different as UCLA outstanding running back Gaston Green broke open a close game in the third quarter and the Bruins went on to win 31-10. Green finished with 266 yards on 33 carries. The first half was all defense as the two teams punted nine times in the first 30 minutes. BYU struck first when linebacker Andy Katoa recovered a UCLA fumble at the Bruin 47 and Leonard Chitty put the Cougars ahead 3-0 with a 32-yard field goal. UCLA stormed ahead to stay with a 71-yard touchdown drive highlighted by a 49-yard run on a reverse by Bruin receiver Karl Dorrell. From then on, it was UCLA most of the way. Cougar quarterbacks Bob Jensen and Mike Young managed to pass for over 200 yards, but UCLA and Green did most of the damage. Costly injuries to standouts Mark Bellini and Katoa hindered the Cougar effort, but Outland Trophy winner Jason Buck turned in another strong effort.

1988 FREEDOM BOWL

BYU	7	0	7	6	20
COLORADO	7	7	0	3	17

12.29.1988 • ANAHEIM, CA • ANAHEIM STADIUM • ATT:35,941

TEAM STATISTICS

	COLORADO	BYU
Rushes-Yards	60-273	42-152
Passing Yards	64	168
Passes	5-16-2	15-27-1

SCORING:

COL – Bieniemy 1-yard run (Blottiaux kick)
 BYU – Salido 19-yard pass from Covey (Chaffetz kick)
 COL – Bieniemy 1-yard run (Blottiaux kick)
 BYU – Cutler 14-yard pass from Detmer (Chaffetz kick)
 COL – Blottiaux 19-yard field goal
 BYU – Chaffetz 31-yard field goal
 BYU – Chaffetz 35-yard field goal

GAME SUMMARY:

A star was born in the fifth annual Freedom Bowl when Ty Detmer came off the bench to earn MVP honors while leading the Cougars to an upset victory over Colorado. Cool weather didn't hamper diminutive Eric Bieniemy, who rushed 33 times for 144 yards and two touchdowns. But his heroics couldn't offset Detmer's 11 for 17 and 129 yards in the second half. Scott Peterson made an interception to set up the game-winning field goal. It was an exciting contest for the 35,941 fans (49,694 tickets were sold) in attendance. A fumble at midfield led to the Buffaloes' first score, before Sean Covey found Mike Salido to tie the score. An interception in the end zone stopped a BYU drive early in the second quarter as the Cougars trailed at the half, 14-7. A Detmer to Chuck Cutler pass tied the game in the third quarter but Colorado took a 17-14 lead early in the final quarter. BYU then moved from its own four to the Buffalo 14 and tied the game with 4:11 left on a 31-yarder by Chaffetz. Three plays later, Peterson's interception and a 15-yard penalty put the ball at the Colorado 32. With 2:33 left, Chaffetz booted a 35-yarder for the victory. Halfback Matt Bellini carried eight times for 78 yards and caught four passes for 41 yards.

1987 ALL-AMERICAN BOWL

VIRGINIA	7	7	7	0	22
BYU	3	0	6	7	16

12.22.1987 • BIRMINGHAM, AL • LEGION FIELD • ATT: 37,000

TEAM STATISTICS

	VIRGINIA	BYU
Rushes-Yards	3-187	26-95
Passing Yards	162	394
Passes	10-19-2	37-61-1

SCORING:

BYU – Chitty 20-yard field goal
 UVA – Secules 2-yd run (Inderlied kick)
 UVA – Morgan 25-yd run (Inderlied kick)
 BYU – Whittingham 8-yd run (pass failed)
 UVA – Ford 22-yd pass from Secules (Wilson pass)
 BYU – Whittingham 1-yd pass from Covey (Chitty kick)

GAME SUMMARY:

The Cougars' 10th-consecutive bowl appearance included several records, but BYU lost 22-16 in its first-ever meeting with Virginia. Sean Covey attempted 61 passes, David Miles had 188 yards in receptions and Pat Thompson only punted once, but BYU fell short several times. Darren Handley, BYU's leading receiver, dropped a touchdown pass in the first quarter before BYU settled for a 20-yard field goal by Leonard Chitty. However, Chitty, who set a season best for field goals (18) and consecutive PATs (29), missed from 51 and 47 yards as Virginia took a 14-3 lead into the intermission. BYU got to the Virginia two-yard-line midway through the third quarter only to have a fourth-down pass tipped away. Later, Freddie Whittingham scampered eight yards to cut the lead to 14-9 at the end of the third quarter. Virginia, led by quarterback Scott Secules, the game's MVP, made a crucial 76-yard drive to go ahead 22-9 with 11 minutes left. Then, BYU went the same distance to score on a one-yard pass to Whittingham with seven minutes remaining. But that was as close as the Cougars would get.

1989 HOLIDAY BOWL

#18 PENN ST.	3	9	17	21	50
#19 BYU	3	10	13	13	39

12.29.1989 • SAN DIEGO, CA • JACK MURPHY STADIUM • ATT: 61,113

TEAM STATISTICS

	PENN STATE	BYU
Rushes-Yards	54-249	23-75
Passing Yards	215	576
Passes	11-21-14	2-59-2

SCORING:

PSU – Tarasi 30-yard field goal
 BYU – Chaffetz 20-yard field goal
 PSU – Smith 24-yard pass from Sacca (kick failed)
 BYU – Detmer 1-yard run (Chaffetz kick)
 PSU – Tarasi 36-yard field goal
 BYU – Chaffetz 22-yard field goal
 PSU – Tarasi 51-yard field goal
 PSU – Thompson 16-yard run (Tarasi kick)
 BYU – Detmer 1-yard run (kick failed)
 PSU – Thompson 14-yard run (Tarasi kick)
 BYU – Boyce 12-yard pass from Detmer (Chaffetz kick)
 PSU – Thomas 7-yard run (run failed)
 PSU – Daniels 52-yard pass from Sacca (pass failed)
 BYU – Whittingham 10-yard run (Chaffetz kick)
 BYU – Nyberg 3-yard pass from Detmer (pass failed)
 PSU – Collins 2-point conversion int. return
 PSU – Brown 53 fumble return (kick)

GAME SUMMARY:

Two unusual plays late in the game kept BYU from downing Penn State and offset 576 yards passing by Ty Detmer—the highest total ever in a bowl game. BYU trailed 41-26 with nine and a half minutes remaining and scored twice to cut the lead to 41-39 with 2:30 to play. The Cougars went for a two-point conversion to tie the game, but Detmer's pass was intercepted in the end zone by Penn State linebacker Andre Collins and returned 102 yards for two points. Down 43-39, the Cougars, led by Bob Davis, forced the Lions to punt, giving BYU the ball on its own 12 with two minutes left. Passes to Brent Nyberg, Matt Bellini, Chris Smith and Andy Boyce moved the ball to the Penn State 38 with a minute left to play. Then, what appeared to be a sack by Penn State safety Gary Brown turned into a score for the Nittany Lions. Brown stripped the ball from Detmer at the Penn State 47 and raced 53 yards for the score. Penn State finished the season ranked 14th by UPI and 15th by AP and CNN/USA Today. BYU was 18th in the UPI poll and 22nd in the others.

1990 HOLIDAY BOWL

TEXAS A&M	14	23	7	21	65
#13 BYU	7	0	7	0	14

12.29.1990 • SAN DIEGO, CA • JACK MURPHY STADIUM • ATT: 61,441

TEAM STATISTICS	OKLA. ST.	BYU
Rushes-Yards	64-356	21-(-12)
Passing Yards	324	197
Passes	16-18-0	15-32-1

SCORING:

- TAM – R. Wilson 1-yard run (Talbot kick)
- BYU – C. Smith 8-yard pass from Detmer (kick)
- TAM – D. Lewis 6-yard run (Talbot kick)
- TAM – Richardson 6-yard run (kick)
- TAM – Safety
- TAM – Richardson 22 pass from D. Lewis (kick)
- TAM – Garrett 6-yard pass from Richardson (Talbot kick)
- BYU – Clark 1-yard pass from Evans (kick)
- TAM – Richardson 27-yard run (kick)
- TAM – D. Lewis 3-yard run (Talbot kick)
- TAM – Paterson 14-yard pass from Pavlas (kick)
- TAM – Krali 9-yard pass from Pavlas (Talbot kick)

GAME SUMMARY:

The Cougars entered the game beat up. Defensive backs Tony Crutchfield and Norm Dixon weren't able to suit up and Heisman Trophy winner Ty Detmer was playing with a slight separation in his non-throwing shoulder. The second-largest Holiday Bowl crowd ever (61,441) watched the Aggies march 80 yards in 13 plays to take a 7-0 lead. The Cougars tied the score on an eight-yard Detmer-to-Chris Smith touchdown pass, but after that, the game was all Texas A&M. The Aggies went on to score 23 points in the second quarter en route to a 37-7 halftime lead. With the game out of hand, the big story was William Thomas' crunching sack that separated Detmer's throwing shoulder and put him out of the game early in the third quarter. The Aggies continued to dominate by racking up nearly 200 yards rushing in the second half. Texas A&M's Richardson would go on to be named Offensive Player of the Game by piling up 344 yards in total offense. Thomas was named the top defensive player. BYU finished the season ranked 17th by UPI, 20th by CNN/USA Today and 22nd by AP. BYU had been as high as fourth prior to its first loss.

1991 HOLIDAY BOWL

BYU	0	6	0	7	13
#7 IOWA	6	7	0	0	13

12.30.1991 • SAN DIEGO, CA • JACK MURPHY STADIUM • ATT: 60,646

TEAM STATISTICS	IOWA	BYU
Rushes-Yards	33-125	33-80
Passing Yards	221	350
Passes	19-28-1	29-44-1

SCORING:

- Iowa – Saunders 13-yard run (kick failed)
- Iowa – Saunders 5-yard run (Skillett kick)
- BYU – Tuipulotu 9-yard pass from Detmer (kick failed)
- BYU – Anderson 26-yard pass from Detmer (kick)

GAME SUMMARY:

A tipped pass that was picked off in the end zone with less than 30 seconds remaining stifled BYU's hopes of knocking off seventh-ranked Iowa in the 14th annual Holiday Bowl. Ty Detmer turned in another great performance in his last appearance as a Cougar, passing for 350 yards and two touchdowns against a team that led the Big 10 in defense and sacks. Quarterback Matt Rodgers led Iowa on a 74-yard scoring march on the game's opening drive. The Hawkeyes also scored on another long drive in the second quarter. Down 13-0, BYU finally got things rolling. Starting on the BYU 22, Detmer connected on five of six passes to move the Cougars to the Iowa nine. From there, he found fullback Peter Tuipulotu for the touchdown. The PAT failed and the halftime score was 13-6. BYU opened the fourth with an 87-yard drive that culminated with a Detmer-to-Tyler Anderson touchdown from 29 yards out. Earl Kauffman connected on the PAT to tie the score at 13. Each team threatened to score late in the fourth quarter. Iowa missed a 40-yard field goal with 4:19 left. On the game's final drive the Cougars moved inside the Iowa 20 with 33 seconds left to play, but Detmer's pass to tight end Byron Rex was tipped and picked off by Hawkeye safety Carlos James in the end zone to preserve the tie. Josh Arnold of BYU earned defensive MVP honors as BYU finished the season ranked 23rd in the AP and CNN/USA Today polls. Iowa was 10th in both polls.

1992 ALOHA BOWL

KANSAS	9	3	0	11	23
BYU	7	7	6	0	20

12.25.1992 • HONOLULU, HI • ALOHA STADIUM • ATT: 42,933

TEAM STATISTICS	KANSAS	BYU
Rushes-Yards	49-172	32-142
Passing Yards	200	262
Passes	12-24-0	15-31-1

SCORING:

- BYU – Heimuli 94-yard kickoff return (Lauder kick)
- KU – Harris 74-yard pass from Gay (Eichloff kick)
- KU – Safety, Stubblefield
- BYU – Willis 29-yard run (Lauder kick)
- KU – Eichloff 42-yard field goal
- BYU – Sterling 10-yard pass from Young (pass failed)
- KU – Hilleary 1-yard run (Hilleary run)
- KU – Eichloff 48-yard field goal

GAME SUMMARY:

Kansas kicker Dan Eichloff booted a 48-yard field goal with 2:57 left to play, giving the Jayhawks a victory over BYU, the WAC tri-champion. Tom Young, who completed 15 of 31 passes for 262 yards in his first varsity start, was named Most Valuable Player for BYU. Tackle Dana Stubblefield, who had three of the six sacks on Young, won the honor for Kansas. Young had been pressed into action when Ryan Hancock suffered knee ligament damage against Utah in the final regular-season game. The Cougars took an early lead when Hema Heimuli scrambled 94 yards on the opening kickoff for a score. Kansas tied the game two plays later when wide receiver Matt Gay threw a 74-yard touchdown pass to tight end Rodney Harris. BYU took a 14-9 lead in the second quarter when Jamal Willis ran 29 yards for a score. Eichloff then cut the halftime score to 14-12 with a 42-yard field goal. But the kicking game would prove the downfall as the Cougars missed a 36-yard field goal in the first quarter as well as a 31-yarder and misplayed an extra point attempt in the third quarter. Young threw 10 yards to Otis Sterling for the only score of the third quarter. Kansas quarterback Chip Hilleary then tied the game by directing a 75-yard drive in a minute and a half, scoring the touchdown and then running for a two-point conversion.

1993 HOLIDAY BOWL

OHIO STATE	14	7	7	0	28
BYU	7	14	0	0	21

12.30.1993 • SAN DIEGO, CA • JACK MURPHY STADIUM • ATT: 52,108

TEAM STATISTICS	OHIO STATE	BYU
Rushes-Yards	56-330	26-50
Passing Yards	61	389
Passes	6-13-0	25-44-1

SCORING:

- OSU – Patillo 4-yard punt return
- BYU – Willis 27-yard pass from Walsh (Herrick kick)
- OSU – Harris 2-yard run (Williams kick)
- OSU – Harris 2-yard run (Williams kick)
- BYU – Lewis 8-yard pass from Walsh (Herrick kick)
- BYU – Doman 27-yard pass from Walsh (Herrick kick)
- OSU – Harris 1-yard run (Williams kick)

GAME SUMMARY:

BYU had four downs and 32 seconds to tie or win the game from the OSU six-yard line, but four-straight John Walsh passes into the end zone fell to the ground and OSU slipped away with the win. BYU got to the Ohio State six, 14 and 22-yard lines in the second half without scoring. Meanwhile, Raymont Harris, OSU's senior halfback, battered the BYU defense all night long, scoring three touchdowns on his way to a record 235 yards rushing. Despite Harris' rushing, the Cougars managed to go into the halftime break tied at 21. Chad Lewis made a spectacular one-handed touchdown grab in the corner of the end zone to bail the Cougars out of a fourth-and-eight situation. After Harris' short touchdown run late in the third, BYU and OSU traded possessions until late into the fourth quarter. After forcing a rare Buckeye punt, BYU got the ball back on its own 42 with 43 seconds left. On first down, Walsh hooked up with senior co-captain Eric Drage who ran away from Buckeye defenders and advanced the ball 52 yards to the OSU six-yard line. Walsh had 389 yards and fullback Kalin Hall rushed for 42 yards on 11 carries. Tyler Anderson returned five kicks for 145 yards, including an exciting 45-yarder. Harris and Walsh shared MVP honors.



1994 COPPER BOWL

BYU	7	10	7	7	31
OKLAHOMA	0	0	0	6	6

12.29.1994 • TUCSON, AZ • SUN DEVIL STADIUM • ATT: 45,122

TEAM STATISTICS

	OKLAHOMA	BYU
Rushes-Yards	33-72	33-71
Passing Yards	163	485
Passes	13-30-1	32-46-0

SCORING:

BYU – Doman 7-yard pass from Walsh (Lauder kick)
 BYU – Lauder 22-yard field goal
 BYU – Johnston 25-yard pass from Walsh (Lauder kick)
 BYU – Johnston 4-yard pass from Walsh (Lauder kick)
 OK – Moore 2-yard run (Kick failed)
 BYU – Doman 28-yard pass from Walsh (Lauder kick)

GAME SUMMARY:

BYU fans celebrated the New Year early as the Cougars dominated Oklahoma and ended its five-year winning drought in bowl games. Quarterback John Walsh and the offense clicked on all cylinders and the Cougars' defense was dominating throughout the ESPN telecast. Walsh threw a seven-yard TD pass to Bryce Doman in the first quarter and had a 25-yard pass to Mike Johnston in the second quarter. A four-yard scoring pass to Johnston in the third quarter and a 28-yard touchdown pass to Doman in the fourth quarter vaulted Walsh's stats to 454 yards and four touchdowns on 31 of 45 passes with no interceptions against the Sooner defense which had held national champion Nebraska to 13 points. BYU's defense was dominating as it held Oklahoma to just 72 yards rushing and 163 yards passing—most of those in the last quarter. The Sooners did not cross midfield until their ninth possession on the second-to-last play of the third quarter. Jamal Willis caught seven passes for 103 yards and was chosen Offensive Player of the Game. Walsh was named MVP in what would be his final game at BYU. BYU finished 10th in the CNN/USA Today poll and 18th in the Associated Press poll.

1998 LIBERTY BOWL

BYU	6	0	0	21	27
TULANE	10	10	14	7	41

12.21.1998 • MEMPHIS, TN • LIBERTY BOWL MEMORIAL STADIUM • ATT: 52,192

TEAM STATISTICS

	TULANE	BYU
Rushes-Yards	41-252	25-54
Passing Yards	276	267
Passes	23-38-0	27-44-1

SCORING:

BYU – Horton 11-yard pass from Feterik (kick failed)
 TUL – Palazzo 31-yard field goal
 TUL – Jordan 79-yard interception return (Palazzo kick)
 TUL – King 3-yard run (Palazzo kick)
 TUL – Palazzo 23-yard field goal
 TUL – Cook 60-yard pass from King (Palazzo kick)
 TUL – Dartez 13-yard pass from King (Palazzo kick)
 BYU – Cupp 3-yard run (Pochman kick)
 TUL – Converse 5-yard run (Palazzo kick)
 BYU – Cupp 18-yard pass from Feterik (Pochman kick)
 BYU – Mahe 3-yard run (Pochman kick)

GAME SUMMARY:

In BYU's first ever appearance at the Liberty Bowl, the Cougars ran into 10th-ranked Tulane that entered the New Year's Eve game with a perfect season record. The Cougars struck first on an 11-yard pass from Kevin Feterik to receiver Ben Horton. Tulane would score 20 unanswered points in the first half. With just 41 seconds remaining in the half, BYU looked to put an end to the Green Wave momentum, but came up short as Feterik was sacked by Phil Henderson for a 10-yard loss to end the half. Things didn't get much better for the Cougars in the second half, as Tulane scored its third touchdown of the game on the opening drive of the half. On its next possession, the Green Wave would strike again on a 13-yard pass from King to Jamaican Dartez to give Tulane a 34-6 lead with just over seven minutes remaining in the third quarter. On its first drive of the final period, BYU scored for the first time since the 8:49 mark in the first half on an Aaron Cupp three-yard run. Trailing by 28 midway through the fourth quarter, BYU finally crossed the Tulane 20-yard line for the first time since the first half and went on to score 14 unanswered points before time expired.

1996 COTTON BOWL

#5 BYU	5	0	0	14	19
#14 KANSAS ST.	0	8	7	0	15

1.1.1997 • DALLAS, TX • COTTON BOWL • ATT: 71,928

TEAM STATISTICS

	PENN STATE	BYU
Rushes-Yards	32-41	36-59
Passing Yards	233	291
Passes	14-28-2	21-36-1

SCORING:

BYU – Muirbrook safety
 BYU – Pochman 39-yard field goal
 KSU – Anderson 41-yard pass from Kavanagh (Lawrence run)
 KSU – Lockett 72-yard pass from Kavanagh (Rheem kick)
 BYU – Dye 32-yard pass from Sarkisian (Pochman kick)
 BYU – Kealaluhi 28-yard pass from Sarkisian (Pochman kick)

GAME SUMMARY:

BYU assumed the nation's longest winning streak with a come-from-behind 19-15 victory in the 61st annual Cotton Bowl. It was the first New Year's Day appearance for both 14th-ranked Kansas State and fifth-ranked BYU. More than 40,000-purple clad Kansas State supporters outnumbered the 15,000 Cougar patrons as 71,928 fans filled the Cotton Bowl. BYU got on the board first with a safety, then turned the ensuing punt into a field goal to lead 5-0 in the first quarter. The safety came when linebacker Shay Muirbrook, the game's defensive MVP, collected one of his six sacks. Kansas State took a half-time lead with a 41-yard "Hail Mary" pass and a successful two-point conversion with no time left on the clock. The Wildcats increased the lead to 15-5 in the third quarter when offensive co-MVP Kevin Lockett caught a 72-yard TD. Fueled by consecutive controversial interference no-calls, quarterback Steve Sarkisian engineered two fourth-quarter drives capped by touchdown passes of 32 yards to James Dye and 28 yards to K.O. Kealaluhi. Sarkisian, an offensive co-MVP, completed 21 passes to tie a Cotton Bowl record held by Roger Staubach of Navy. KSU drove the length of the field before Cougar cornerback Omarr Morgan juggled an interception from a Wildcat slant pattern at the 12 yard line to secure the game.

1999 MOTOR CITY BOWL

BYU	3	0	0	0	3
MARSHALL	0	7	7	7	21

12.27.1999 • DETROIT, MI • PONTIAC SILVERDOME • ATT: 52,449

TEAM STATISTICS

	MARSHALL	BYU
Rushes-Yards	31-147	30-(-16)
Passing Yards	207	220
Passes	17-28-1	16-29-2

SCORING:

BYU – Pochman 28-yard field goal
 MU – Chapman 30-yard pass
 Pennington (Malashevich kick)
 MU – Chapman 87-yard run (Malashevich kick)
 MU – Chapman 1-yard run (Malashevich kick)

GAME SUMMARY:

The Cougars scored first on a field goal by Owen Pochman with 1:58 remaining in the first quarter. That score was set up by a pair of 20-plus yard receptions by Donny Atuaia and Jonathan Pittman. In the second quarter, Marshall drove the ball down to the BYU five-yard line, but failed to convert as a 22-yard field goal attempt by Billy Malashevich missed wide to the right. On the Herd's next possession, Chad Pennington put Marshall on the board with a 30-yard touchdown pass to Doug Chapman. On BYU's ensuing drive, Feterik connected with Margin Hooks for a 67-yard pass play that took the Cougars all the way to the nine-yard line. However, the Cougars couldn't capitalize inside the red zone and Feterik suffered a collarbone injury off a blindside corner blitz. Pochman, who had connected on 18 of 25 attempts in the regular season, missed wide left on his field goal attempt. Feterik attempted to play in the second half, but left the game midway in the third quarter when freshman Bret Engemann took the QB controls. Just before the end of the third quarter, Marshall struck a big play when Chapman rushed 87 yards for a touchdown. To cap off his MVP performance, Chapman scored Marshall's final touchdown. The Cougars missed a final chance to score when Brian Gray had a clear path to the end zone, but dropped a sure interception.

2001 LIBERTY BOWL

LOUISVILLE	7	7	7	7	28
BYU	0	7	3	0	10

12.31.2001 • MEMPHIS, TN • LIBERTY BOWL MEMORIAL STADIUM • ATT: 58,968

TEAM STATISTICS

	LOUISVILLE	BYU
Rushes-Yards	37-58	32-84
Passing Yards	228	192
Passes	19-28-1	8-38-3

SCORING:

- LOU – Miller 1-yard run (Smith kick)
- BYU – Rykert 10-yard run (Payne kick)
- LOU – Mattingly 1-yard pass from Ragone (Smith kick)
- BYU – Payne 29-yard field goal
- LOU – Branch 34-yard pass from Ragone (Smith kick)
- LOU – Ghent 27-yard pass from Ragone (Smith kick)

GAME SUMMARY:

The champions of the MWC faced Louisville, the champions of Conference USA. The Cardinals, led by quarterback Dave Ragone, took an early lead, scoring on a one-yard dive by Henry Miller that was set up by Zek Parker's 70-yard return on the opening kickoff. Midway through the second quarter the Cougar offense came alive, driving to the Louisville 10-yard line. Quarterback Brandon Doman dropped back and rolled right as if to pass, then turned to his left and threw the ball to Dustin Rykert on a tackle-eligible play. All 6-foot-7, 305 pounds of offensive tackle outran the Cardinal defense to the corner and rumbled 10 yards to the end zone to tie the game 7-7. Louisville just managed to take a 14-7 lead into the break, scoring with only 14 seconds left. Louisville contained the Cougar attack for the remainder of the game while reaching the end zone two more times. Although Louisville went on to win 28-10, BYU's defense played one of its best games of the season, holding the Cardinals' high-powered offense to 228 yards passing and only 58 yards rushing.

2006 LAS VEGAS BOWL

BYU	0	17	7	14	38
OREGON	0	0	0	8	8

12.21.2006 • LAS VEGAS, NV • SAM BOYD STADIUM • ATT: 44,615

TEAM STATISTICS

	OREGON	BYU
Rushes-Yards	30-94	31-173
Passing Yards	166	375
Passes	16-34-2	28-47-2

SCORING:

- BYU – McLaughlin 24-yard field goal
- BYU – Brown 6-yard run (McLaughlin kick)
- BYU – Harline 41-yard pass from Beck (McLaughlin kick)
- BYU – Brown 4-yard run (kick)
- BYU – Beck 13-yard run (kick)
- ORE – Paysinger 47-yard pass from Dixon (2 pt.)
- BYU – Tonga 17-yard pass from Beck (McLaughlin kick)

GAME SUMMARY:

The 2006 BYU championship run ended with a Pioneer PureVision Las Vegas Bowl championship as the Cougars (11-2) dominated Oregon (7-6), 38-8, to finish the season with a 10-game winning streak in front of a Sam Boyd Stadium record crowd of 44,615. The Mountain West Conference champion BYU team set a school record for margin of victory in a bowl game, beating the Ducks by 30 points. Previously, the largest margin of victory for a BYU team in a bowl game was a 25-point defeat of Oklahoma in the 1994 Copper Bowl. BYU dominated all facets of the game, out-gaining Oregon 548 total yards to 260 total yards. BYU passed for 375 compared to Oregon's 166 and rushed for 173 compared to the Ducks 94. BYU seniors John Beck, Jonny Harline and Curtis Brown finished their careers in style. Beck completed 28 of 46 passes for 375 yards and two touchdowns. Harline, who was named Pioneer PureVision Las Vegas Bowl MVP, caught nine passes for a career-best – and Pioneer PureVision Las Vegas Bowl record – 181 yards and a touchdown. Brown had 17 carries for 120 yards and two touchdowns and also caught seven passes for 55 yards. Brown also became the first BYU runner to rush for over 1,000 yards in consecutive seasons. Beck and Brown became the first quarterback/running back combo to pass for 3,000 yards and rush for 1,000 in the same season twice.

2005 LAS VEGAS BOWL

CAL	7	14	14	0	35
BYU	0	14	0	14	28

12.22.2005 • LAS VEGAS, NV • SAM BOYD STADIUM • ATT: 40,054

TEAM STATISTICS

	CALIFORNIA	BYU
Rushes-Yards	43-241	27-94
Passing Yards	228	352
Passes	16-23-0	35-53-2

SCORING:

- CAL – Lynch 3-yard run (Scheider kick)
- BYU – C. Brown 19-yard pass from Beck (McLaughlin kick)
- CAL – Lynch 23-yard run (Scheider kick)
- BYU – Tahj 3-yard run (McLaughlin kick)
- CAL – Jackson 42-yard pass Levy (Scheider kick)
- CAL – Lynch 35-yard run (Scheider kick)
- CAL – Jackson 22-yard pass Levy (Scheider kick)
- BYU – Harline 14-yard pass from Beck (McLaughlin kick)
- BYU – Watkins 9-yard pass from Beck (McLaughlin kick)

GAME SUMMARY:

Trailing 35-14 in the fourth quarter, BYU stormed back with two touchdowns and had the ball with 2:20 remaining, but John Beck was intercepted after being hit when releasing the ball, ending the Cougars' comeback hopes. Beck had a record-setting performance, completing 35 of 53 attempts for 352 yards and three touchdowns. The 35 completions, 53 attempts and 352 yards were all Las Vegas Bowl records. Nathan Meikle caught a game-high 12 passes for 95 yards while Jonny Harline had seven receptions for 73 yards and one score and Todd Watkins added five catches for 95 yards and a touchdown. BYU fell behind 7-0 in the first quarter but scored early in the second when Beck found Curtis Brown for a 19-yard touchdown pass. California scored again but Fahu Tahj scored on a three-yard run to tie the game at 14 with 38 seconds left in the second quarter. The Golden Bears struck again before the half, going 58 yards in 27 seconds to take a 21-14 lead into the locker room. In the fourth, Beck engineered a 74-yard drive that ended with Harline scoring and then a 96-yard drive that ended with Watkins catching a nine-yard touchdown pass from Beck. California's ensuing drive ended with a missed field goal and the Cougars had a chance to tie but the drive ended on Beck's interception.

2007 LAS VEGAS BOWL

UCLA	3	10	0	3	16
BYU	3	14	0	0	17

12.22.2007 • LAS VEGAS, NV • SAM BOYD STADIUM • ATT: 40,712

TEAM STATISTICS

	UCLA	BYU
Rushes-Yards	47-162	28-34
Passing Yards	154	231
Passes	11-29-1	21-35-0

SCORING:

- UCLA – Forbath 22-yard field goal
- BYU – Payne 29-yard field goal
- BYU – Collie 14-yard pass from Hall (Payne kick)
- UCLA – Forbath 52-yard field goal
- BYU – Reed 13-yd pass from Hall (Paybe kick)
- UCLA – Breazell 4-yard pass Bethel-Thomp. (Forbath kick)
- UCLA – Forbath 50-yard field goal

GAME SUMMARY:

No. 17 BYU (11-2) won its second consecutive Las Vegas Bowl, 17-16, against UCLA (6-7) in dramatic fashion -- by blocking the Bruins' potential game-winning field goal attempt as time expired. With only three ticks on the clock, true freshman Eathyn Manumaleuna extended his right hand at the right time to block UCLA's potential game-winning, 28-yard field goal as time expired to create what will be known as one of the most memorable bowl finishes in BYU football history. The victory also avenged an early-season loss to the Bruins -- one of only two losses the Cougars suffered during the season. The Cougars, who finished the 2007 season on a 10-game winning streak, were led by sophomores Max Hall and Austin Collie. Hall threw 21-35 for 231 yards and two touchdowns. Sophomore receiver Austin Collie was named the 2007 Pioneer Las Vegas Bowl Most Valuable Player after racking up a game-high 107 yards on six receptions. Collie's 14-yard touchdown reception from Max Hall with 10:32 left in the second quarter gave the Cougars a 10-3 advantage. He was also credited with a game-high 195 all-purpose yards, including three kick returns for a total of 88 yards. The win marked the first time BYU had won back-to-back bowl games since the 1994 Copper Bowl and the 1996 Cotton Bowl. The win over UCLA extended the Cougars' win streak to 10 straight games, which marked the nation's longest active winning streak.



2008 LAS VEGAS BOWL

BYU	0	7	7	7	21
ARIZONA	7	3	14	7	31

12.20.2008 • LAS VEGAS, NV • SAM BOYD STADIUM • ATT: 40,047

TEAM STATISTICS

Rushes-Yards
Passing Yards
Passes

ARIZONA

32-116
328
30-46-1

BYU

28-91
325
24-35-0

SCORING:

ARIZ – Grigsby 1-yard run (Bondzio kick)
ARIZ – Bondzio 31-yard field goal
BYU – Unga 1-yard run (Payne kick)
BYU – George 1-yard pass from Hall (Payne kick)
ARIZ – Dean 37-yard pass from Tuitama (Bondzio kick)
ARIZ – Gronkowski 24-yard pass from Tuitama (Bondzio kick)
ARIZ – Tuitama 6-yard run (Bondzio kick)
BYU – Hall 1-yard run (Payne kick)

GAME SUMMARY:

BYU totaled 444 yards of total offense compared to Arizona's 416, but the No. 16 Cougars fell short of their third-straight bowl victory, falling 31-21 to the Arizona Wildcats in the 2008 Pioneer Las Vegas Bowl at Sam Boyd Stadium on Dec. 20. Trailing late in the game, BYU put pressure on Arizona with a comeback attempt when the Cougars followed a touchdown with a successful on-side kick. Wide receiver O'Neill Chambers recovered the ball for BYU, but the ensuing field-goal attempt hit the upright and left the Wildcats with a two-possession lead, enough to hold on for the win. Austin Collie continued to set BYU records in career receptions (215) and single-season receptions (106). The All-American receiver also tied an NCAA single-season record held with Texas Tech's Michael Crabtree with his 11th consecutive 100-yard receiving game. BYU quarterback Max Hall completed 30-of-46 passes for 328 yards and one touchdown pass. The Cougars finished the year 10-3 while the Wildcats improved to 8-5. BYU was one of only seven programs in the nation to win 10 or more games each year from 2006-2008. The Cougars last accomplished the feat from 1983-85.

2010 NEW MEXICO BOWL

BYU	17	14	14	7	52
UTEP	3	7	7	7	24

12.18.2010 • ALBUQUERQUE, NM • UNIVERSITY STADIUM • ATT: 32,424

TEAM STATISTICS

Rushes-Yards
Passing Yards
Passes

BYU

50-219
295
36-26-2

UTEP

22-(-12)
245
33-14-3

SCORING:

BYU – Kariya 4-yard run (Payne kick)
BYU – Ashworth 9-yard pass from Heaps (Payne kick)
UTEP – Warren 52-yard field goal
BYU – Payne 38-yard field goal
BYU – Hoffman 31-yard pass from Heaps (Payne kick)
BYU – Hoffman 3-yard pass from Heaps (Payne kick)
UTEP – Adams 67-yard pass from Vittatoo (Warren kick)
BYU – Di Luigi 2-yard run (Payne kick)
UTEP – Adams 37-yard pass from Vittatoo (Warren kick)
BYU – Hoffman 29-yard pass from Heaps (Payne kick)
BYU – Quezada 8-yard run (Payne kick)
UTEP – Adams 49-yard pass from Vittatoo (Warren kick)

GAME SUMMARY:

BYU opened the bowl season with its fourth bowl victory in the last five years with a 52-24 triumph over UTEP in the New Mexico Bowl. The Cougars had a record-setting day to finish the season with a 7-6 record and wins in five of their last six games. Offensive MVP Jake Heaps went 25-of-34 for 264 yards and four touchdown passes, passing Ty Detmer's freshman record for most touchdown passes. Heaps also set the BYU bowl record for best completion percentage (.735) in a bowl game. Safety Andrew Rich was awarded the game's Defensive MVP in his final game as a Cougar, finishing with four solo tackles, two interceptions, one tackle-for-loss, one sack and a pass breakup. BYU played well from the start, scoring on its first five possessions to take a 31-3 lead and set a new first-half New Mexico Bowl scoring record. Cody Hoffman set career highs across the board with eight receptions for 137 yards and three touchdowns, tying a BYU bowl game record for most TD receptions in a game. Mitch Payne passed Owen Pochman as the Cougars' all-time scoring leader with 334 points.

2009 LAS VEGAS BOWL

#20 OREGON ST.	7	0	0	13	20
#14 BYU	14	9	7	14	44

12.22.2009 • LAS VEGAS, NV • SAM BOYD STADIUM • ATT: 40,047

TEAM STATISTICS

Rushes-Yards
Passing Yards
Passes

BYU

35-116
192
19-30-0

OREGON STATE

27-88
217
22-47-1

SCORING:

OSU – Canfield 1-yard run (Kahut kick)
BYU – Unga 1-yard run (Payne kick)
BYU – Bauman 34-yard fumble return (Payne kick)
BYU – Payne 28-yard field goal
BYU – Ashworth 25-yard pass from Hall
BYU – Pitta 17-yard pass from Hall (Payne kick)
BYU – Tonga 15-yard pass Hall (Payne kick)
OSU – Rodgers 1-yard run
BYU – Tonga 18-yard run (Payne kick)
OSU – Adeniji 31-yard pass from Katz (Kahut kick)

GAME SUMMARY:

The No. 14 BYU Cougars defeated the Pac-10 second-place Beavers 44-20 at the MAACO Bowl Las Vegas. It was the first-ever Las Vegas Bowl matchup pitting two top-20 teams. BYU's senior class anchored the win as quarterback Max Hall earned MVP honors throwing for 192 yards and three touchdowns. Manase Tonga contributed two touchdowns, while senior tight ends Andrew George and Dennis Pitta led all receivers with 46 and 45 yards, respectively. Defensively, senior linebacker Matt Bauman recovered a key fumble, returning it 34 yards for a touchdown. The score marked the first fumble recovery for a touchdown in BYU bowl history. Fellow team captain Scott Johnson intercepted an Oregon State pass in the fourth quarter and returned it 56 yards to set up BYU's final touchdown of the game. BYU and Oregon State met for the first time in a bowl game and for the first contest since BYU head coach Bronco Mendenhall played for the Beavers in 1986. Wind gusts of 55 mph created some havoc for the passing and kicking games. BYU punter Riley Stephenson kicked a 60-yard low liner with the wind that was the longest kick of his career and tied a BYU bowl record.

2011 ARMED FORCES BOWL

BYU	3	7	7	7	24
TULSA	7	7	0	7	21

12.30.2011 • DALLAS, TX • GERALD J. FORD STADIUM • ATT: 30,258

TEAM STATISTICS

Rushes-Yards
Passing Yards
Passes

BYU

40-94
250
17-40-2

TULSA

27-37
235
18-32-0

SCORING:

TULSA – Johnson 8-yard pass from Kinne (Fitzpatrick kick)
BYU – Sorensen 35-yard FG
TULSA – Sears 14-yard pass from Kinne (Fitzpatrick kick)
BYU – Hoffman 17-yard pass from Nelson (Sorensen kick)
BYU – Hoffman 30-yard pass from Nelson (Sorensen kick)
TULSA – Burnham 30-yard pass from Kinne (Fitzpatrick kick)
BYU – Hoffman 2-yard pass from Nelson (Sorensen kick)

GAME SUMMARY:

With no timeouts left and 11 seconds remaining in the game, Riley Nelson faked spiking the ball to stop the clock and instead threw to an open Cody Hoffman for the game-winning touchdown to give BYU a 24-21 win over Tulsa in the Bell Helicopter Armed Forces Bowl. BYU faced a 4th-and-9 from the Tulsa 47-yard line with the clock ticking down near three minutes remaining in the game and Nelson scrambled 14 yards to convert the first down and eventually set up the winning score. BYU locked up its fifth 10-win season in the last six years and third bowl victory in a row, a program record. Hoffman, named the Armed Forces Bowl Most Outstanding Player for the Cougars, finished with eight catches for 122 yards and a bowl-record three touchdowns. BYU's defense was stout, surrendering just 272 total yards and only 37 yards on the ground to a Golden Hurricane team that came into the game averaging over 200 rushing yards per game. Kyle Van Noy made play after play on defense with 10 tackles to lead the Cougars, including five tackles for loss, two sacks, one forces fumble and one quarterback hurry. Special teams also played a huge role in the game. Punter Riley Stephenson had eight punts for 335 yards, including seven inside the 20-yard line and two punts over 50 yards.

2012 POINSETTIA BOWL

BYU	0	3	0	20	23
SAN DIEGO ST.	3	3	0	0	6

12.20.2012 • SAN DIEGO, CA • QUALCOMM STADIUM • ATT: 35,442

TEAM STATISTICS	BYU	SDSU
Rushes-Yards	30-52	39-119
Passing Yards	244	144
Passes	23-44-3	12-29-3

SCORING:
SDSU - Marden 27-yard FG
SDSU - Marden 23-yard FG
BYU - Sorensen 23-yard FG
BYU - Van Noy 0-yard fumble recovery (Sorensen kick)
BYU - Williams 14-yard run (Sorensen kick failed)
BYU - Van Noy 17-yard interception return (Sorensen kick)

GAME SUMMARY:
Linebacker Kyle Van Noy scored two touchdowns on defense in the fourth quarter, one with the team trailing 6-3 and led the BYU football team to a 23-6 win over San Diego State in the San Diego County Credit Union Poinsettia Bowl Thursday night at Qualcomm Stadium. The win extended the Cougars' bowl win streak to four to build on their current school record. BYU (8-5) forced four turnovers in the fourth quarter and outscored San Diego State (9-4) 20-0 to overcome a 6-3 deficit. After the Aztecs intercepted James Lark on 3rd and goal, the No. 3 total defense turned the tables on the next play and ignited BYU as Van Noy sacked San Diego State's Adam Dingwell to cause a fumble, falling on it for the first touchdown of the game to put the Cougars on top 10-6 with 12:32 remaining in the fourth quarter. The Van Noy show continued with a pick-six to finalize the score, 23-6, late in the fourth quarter. Van Noy was named the defensive MVP after finishing the night with two touchdowns, a forced fumble and fumble recovery, one interception, a blocked punt, 3.5 tackles for loss, 1.5 sacks and eight total tackles. Senior Brandon Ogletree led the Cougars in tackles with 10 and added two tack-les for loss. All-American Riley Stephenson helped flip the field for BYU with four punts inside the 5-yard line. Junior wide receiver Cody Hoffman grabbed 10 passes for 114 yards to earn offensive MVP.

2014 MIAMI BEACH BOWL

BYU	14	14	0	17	0	48
MEMPHIS	17	7	14	7	7	55OT

12.22.2014 • MIAMI, FL • MARLINS PARK • ATT: 20,761

TEAM STATISTICS	BYU	MEMPHIS
Rushes-Yards	42-77	51-174
Passing Yards	348	306
Passes	23-49-3	24-36-3

SCORING:
MEM - Malone 33-yard pass from Lynch (Elliott kick)
BYU - Juergens 47-yard pass from Stewart (Samson kick)
MEM - Lynch 1-yard run (Elliott kick)
BYU - Mathews 25-yard pass from Stewart (Samson kick)
MEM - Elliott 39-yard field goal
MEM - Lynch 3-yard run (Elliott kick)
BYU - Leslie 23-yard pass from Stewart (Samson kick)
BYU - Lasike 3-yard rush (Samson kick)
MEM - Lynch 1-yard run (Elliott kick)
MEM - Cross 17-yard pass from Lynch (Elliott kick)
BYU - Samson 23-yard field goal
BYU - Paul Lasike 7-yard run (Samson kick)
BYU - Stout 19-yard INT return (Samson kick)
MEM - Malone 5-yard pass from Lynch (Elliott kick)
BYU - Samson 45-yard field goal
MEM - Elliott 54-yard field goal
MEM - Proctor 11-yard pass from Lynch (Elliott kick)

GAME SUMMARY:
BYU rallied from down 10 in the fourth quarter to take a late lead but a last-minute touch-down from Memphis forced overtime. Each team tacked on three in the first overtime but after giving up a Tiger touchdown, the Cougars were intercepted in the end zone to end the game in a 55-48 loss. Christian Stewart went 23 of 48 for 348 yards and three touchdowns to go along with three interceptions. Stewart spread the ball around, complet-ing passes to 10 different receivers. Mitch Mathews led all pass catchers with nine recep-tions for 82 yards and a touchdown. Mitchell Juergens caught four balls for 87 yards and a score. Jordan Leslie only caught one pass in his last game as a Cougar, but it went for 23 yards and a touchdown. BYU totaled 425 yards, compared to 480 for Memphis.

2013 FIGHT HUNGER BOWL

BYU	0	16	0	0	16
WASHINGTON	7	14	7	3	31

12.27.2013 • SAN FRANCISCO, CA • AT&T PARK • ATT: 34,136

TEAM STATISTICS	BYU	WASHINGTON
Rushes-Yards	47-180	43-190
Passing Yards	293	129
Passes	25-50-1	18-27-1

SCORING:
WASH - Sankey 11-yard run (Coons kick)
BYU - Hill 1-yard run (Sorensen kick)
WASH - Ross 100-yard kickoff return (Coons kick)
BYU - Sorensen 45-yard FG
BYU - Sorensen 31-yard FG
WASH - Sankey 11-yard run (Coons kick)
BYU - Sorensen 32-yard FG
WASH - Seferian Jenkins 16-yard pass from Price (Coons Kick)
WASH - Coons 45-yard FG

GAME SUMMARY:
Taysom Hillll finished the game throwing for 293 yards and rushing for 133 yards. Cody Hoffman had 12 catches for 167 yards for his 18th 100-yard receiving game in his career to break the record held by Austin Collie. He also broke the BYU record for career all-purpose yards, ending his career with 5,015 and passing Curtis Brown. Washington got inside the BYU 20-yard line on two of its first three drives of the game, but the Cougar defense held the Huskies to just one touchdown on their opening possession. BYU drove the ball 88 yards to tie the game at 7-7 on a one-yard run by Hill. The Cougars grabbed the momentum on a fake punt by Daniel Sorensen, and Hill completed his next four passes to move the offense down the field. Washington returned the following kickoff back for a touchdown to take back the lead at 14-7. Two field goals by Justin Sorensen brought the score within one at 14-13. Sorensen's first field goal was from 45 yards, which is a season long. A long kickoff return by the Huskies set up Washington's second rushing touchdown of the game to take a 21-13 lead with just over two and a half minutes left in the first half. Justin Sorensen nailed his third field goal of the game as time expired in the first half to close the gap at 21-16 going into the locker room but went scoreless in the second half.

2015 LAS VEGAS BOWL

BYU	0	7	7	14	28
UTAH	35	0	0	0	35

12.19.2015 • LAS VEGAS, NV • SAM BOYD STADIUM • ATT: 42,213

TEAM STATISTICS	BYU	UTAH
Rushes-Yards	25-71	47-126
Passing Yards	315	71
Passes	25-56-3	9-16-0

SCORING:
UTAH - Williams 1-yard run (Phillips kick)
UTAH - Carter 28-yard INT return (Phillips kick)
UTAH - Williams 1-yard run (Phillips kick)
UTAH - Hatfield 46-yard INT return (Phillips kick)
UTAH - Wilson 20-yard run (Phillips kick)
BYU - Peck 3-yard pass from Mangum (Samson kick)
BYU - Bernard 10-yard run (Samson kick)
BYU - Kurtz 5-yard pass from Mangum (Samson kick)
BYU - Mangum 4-yard run (Samson kick)

GAME SUMMARY:
After surrendering five turnovers on its first five possessions, BYU found itself in a 35-0 hole after the first 10 minutes of the game. BYU rallied for a touchdown on its last possession of the first half to trail 35-7. Out of the break, the Cougars strung together three more touch-downs and held the Utes (10-3) scoreless to make it 35-28 with 3:23 remaining in the game. Utah converted two first downs on its final drive to get into the victory formation and prevent the Cougars from having another chance. After a forgettable first quarter, BYU dominated the statistics, outgaining Utah 386 to 197 in total yards. The Ute offense did just enough to get two first downs on the ensuing drive and never gave the Cougars a chance to complete an incredible comeback. BYU finished the season 9-4 and Mendenhall leaves BYU as the second winningest coach in school history with a 99-43 record.



2016 POINSETTIA BOWL

BYU	7	3	7	7	24
WYOMING	0	0	7	14	21

12.21.2016 • SAN DIEGO, CA • QUALCOMM STADIUM • ATT: 28,114

TEAM STATISTICS

BYU
Rushes-Yards
35-216
Passing Yards
96
Passes
8-15-1

WYOMING

46-166
207
17-33-2

SCORING:

BYU - Mangum 3-yard run (Almond kick)
 BYU - Almond 27-yard field goal
 WYO - Hill 4-yard run (Rothe kick)
 BYU - Balderree 5-yard pass from Mangum (Almond kick)
 BYU - Williams 36-yard run (Almond kick)
 WYO - Gentry 9-yard pass from Allen (Rothe kick)
 WYO - Gentry 23-yard pass from Allen (Rothe kick)

GAME SUMMARY:

BYU led 24-7 in the fourth quarter, but a furious Cowboy comeback made it a thriller in the final minutes. Wyoming cut the advantage to 24-21 and had the ball at the Cougar 32-yard line with 1:22 to play before senior Kai Nacua picked off a pass heading near the end zone to end the final threat of a comeback. Senior running back Jamaal Williams put on a show in his final game at BYU, running for 210 yards and one touchdown on 26 carries. After halftime, Wyoming went 60 yards on its first drive, capped by a 4-yard touchdown run to cut BYU's lead to 10-7 after a drive over eight minutes long. On a desperation throw to the end zone, the ball bounced off of multiple players' hands before falling into Tanner Balderree's arms for a 5-yard touchdown for a 17-7 lead with 2:42 in the third. Dayan Lake stepped in front of a pass and intercepted it for his third pick of the year. The Cougars cashed in five plays later when a Jonah Trinnaman block helped spring Williams for a 36-yard touchdown run to make it 24-7 to start the fourth quarter. The back and forth scoring continued when Wyoming made it 24-14 after a 9-yard touchdown pass with 7:35 left in the game. The Cowboys continued to fight with another touchdown from Wyoming wide receiver Tanner Gentry (his second of the game) with 2:11 to go to make things interesting at 24-21 before Nacua's heroics.

2018 POTATO BOWL

BYU	7	0	28	14	49
WESTERN MICH.	0	10	0	8	18

12.21.2018 • BOISE, ID • ALBERTSONS STADIUM • ATT: 18,711

TEAM STATISTICS

BYU
Rushes-Yards
33-132
Passing Yards
358
Passes
19-19-0

WMU

39-138
175
20-37-1

SCORING:

BYU - Collie 26-yard pass from Wilson (Southam kick)
 WMU - Jamauri Bogan 33-yard run (Peddie kick)
 WMU - Gavin Peddie 37-yard field goal
 BYU - Collie 8-yard pass from Wilson (Southam kick)
 BYU - Burt 37-yard run (Southam kick)
 BYU - Hifo 70-yard pass from Wilson (Southam kick)
 BYU - Ghanwoloku 1-yard run (Southam kick)
 BYU - Milne 5-yard pass from Wilson (Southam kick)
 WMU - Eleby 1-yard run (Reed pass from Eleby)
 BYU - El-Bakri 1-yard run (Southam kick)

GAME SUMMARY:

Freshman quarterback Zach Wilson was a perfect 18 of 18 for 317 yards and four touchdowns and led BYU to a 49-18 win over Western Michigan in the 2018 Famous Idaho Potato Bowl. Wilson set the BYU single-game record with his 18 consecutive completions and earned MVP honors. Senior linebacker Sione Takitaki led the defensive effort with his own career-best 19 total tackles. BYU scored 35 unanswered points en route to the victory. The Cougars posted 490 yards of total offense. Trailing 10-7 after halftime, BYU scored 35 unanswered points, including three touchdown passes from Wilson. The Cougars tacked on another touchdown as senior quarterback Tanner Mangum, a Boise native, found Collie for a 41-yard pass before Brayden El-Bakri ran the ball in from one yard out, making the score 49-18.

2019 HAWAII BOWL

BYU	7	17	7	3	34
HAWAII	14	17	0	7	38

12.24.2019 • HONOLULU, HI • ALOHA STADIUM • ATT: 21,582

TEAM STATISTICS

BYU
Rushes-Yards
40-231
Passing Yards
274
Passes
24-41-2

HAWAII

27-2
493
28-47-0

SCORING:

UH - Smart 7-yard pass from McDonald (Meskell kick)
 UH - Smart 40-yard pass from McDonald (Meskell kick)
 BYU - Katoa 1-yard run (Oldroyd kick)
 UH - McDonald 1-yard run (Meskell kick)
 BYU - Wilson 1-yard run (Oldroyd kick)
 UH - Meskell 46-yard field goal
 BYU - Simon 11-yard run (Oldroyd kick)
 UH - Sharsh 18-yard pass from McDonald (Meskell kick)
 BYU - Oldroyd 37-yard field goal
 BYU - Wilson 2-yard run (Oldroyd kick)
 BYU - Oldroyd 20-yard field goal
 UH - Mardner 24-yard pass from McDonald (Meskell kick)

GAME SUMMARY:

A late touchdown with just over two minutes remaining by Hawaii'i gave the Rainbow Warriors a 38-34 win over BYU in the SoFi Hawaii'i Bowl on Tuesday evening at Aloha Stadium. With just over two minutes left in the game BYU led 34-31, Hawaii'i got the ball back on BYU's 26-yard line. Four plays later, a 24-yard pass into the end zone gave the Rainbow Warriors seven points to take the lead 38-34 with just over one minute remaining. The Cougars got the ball back with 1:12 on the clock and managed to move down the field quickly. However, Zach Wilson threw an interception at the UH 30-yard line with 25 seconds left, allowing the Rainbow Warriors to kneel it out to end the game. Quarterback Zach Wilson was 24 for 40 with 274 passing yards while adding 72 rushing yards and two touchdowns. Matt Bushman led all BYU receivers with 91 yards while Tyler Allgeier totaled 77 rushing yards and Lopini Katoa added a rushing touchdown. JJ Nwigwe made a statement on the Cougars' defense with two sacks and 2.5 tackles for loss while adding four total tackles. Aleva Hifo put up 97 punt return yards to, giving him 153 all-purpose yards on the game. BYU out-gained Hawaii'i on the ground, racking up 231 yards to the Rainbow Warriors two yards while also putting up 505 total yards to the Hawaii'i's 495 yards. After giving up 31 points in the first half, the defense shut out UH until the last few minutes that made the difference.

AAA

Abbott, Fielding	1946-47
Adams, Doug	1972-74
Adams, John	1981
Adams, Richard	1967-69
Adams, Tim	1989
Affleck, Dave	1972-73
Aguirre, Lee	2009-10
Ah You, Charlie	1973-75
Ah You, Chaz	2017, 19
Ah You, CJ	2001, 03
Ah You, Harland	1995-97
Ah You, Matt	2003-04, 08
Aiono, Aissac	2001-03
Aitken, Ray	1949
Akeo, Ladd	1984-86
Akerfelds, Daniel	1982-83
Alba, Micah	2002-04
Albrecht, Scott	1994
Alexander, Payton	1926-27
Alger, Ned	1950
Alisa, Michael	2008,11-14
Allen, Bill	1974-75
Allen, Eddie	1936-37
Allen, James	2002-03
Allen, Mark	1983-84
Allen, Marvin	1978, 81-84
Allen, Matt	2004-07
Allen, Paul	1960-61
Alletto, Nick	2007-10
Alletto, Terrance	2009, 12-14
Allgeier, Tyler	2019
Allphin, Bob	1964-65
Allphin, Dave	1965-67
Allred, Art	1969-70
Allred, Mart	1956
Almond, Rhett	2015-18
Ambrosius, Joe	1995-97
Amone, Philip	2016-17
Anae, Brad	1980-81
Anae, Famika	1954-55
Anae, Famika	2010-12
Anae, Robert	1982-84
Andersen, Jason	1994-97
Andersen, Rj	1996-97
Anderson, Jason	1998
Anderson, John	1949
Anderson, Justin	2001-02
Anderson, Kenneth	1924
Anderson, LeGrande	1925-26
Anderson, Mel	1941
Anderson, Neil	1982-83
Anderson, Rob	1979-80
Anderson, Steve	1982
Anderson, Tyler	1988, 91-93
Anderson, Zayne	2015-17
Anderton, Judd	2005-07
Andrews, Regan	1981-83
Andrus, Lou	1965-66
Ane, Neal	1976
Ansah, Ezekiel	2010-12
Apo, Ross	2011-14
Apostol, Kip	1976-77
Archibald, Ben	1997, 00-01
Arellano, Scott	2013-14
Armstrong, Bob	1982-83
Armstrong, Isaiah	2016
Arnold, Josh	1988-91
Asay, Bert	1934-35
Ash, Wayne	1956

Ashdown, Bob	1964-66
Ashman, John	1990
Ashworth, Luke	2005, 08-10
Atkinson, Bryant	2002-03
Atkinson, Dave	1971-73
Atkinson, Jordan	2009-2010
Atuaia, Donny	1996-1999
Atuaia, Mark	1991, 94-96
Attig, Aaron	2007
August, Bill	1971-72
Aulai, Sete	2006-07
Aupiu, David	1979-82
Autentico, Randy	1963
Awai, Barrett	1991-92
BBB	
Badger, Chris	2013-16
Badger, Lonnie	1953
Bailey, Joe	1971-73
Bailey, Mike	1971
Baker, Frank	1961-63
Baker, Wayne	1972-74
Balderree, Tanner	2015-17
Baldwin, Sam	2016
Baldwin, Tom	1993-95
Balholm, Neil	1981-82
Ball, Jason	1993
Ballard, Jim	1963
Ballif, Ariel	1924
Ballif, Jae	1950-52
Ballif, Mark	1929
Balmforth, Jim	1988-90
Baltzer, Tom	1966-67
Banker, Carl	1962-63
Banky, Richard	1965-67
Banzhaf, Steve	1970
Barker, Todd	1999
Barney, Chad	2002-03
Barrington, Clark	2019
Barrow, Bob	1961-63
Barrus, Dave	1958-59
Basinger, Earl	1927
Bateman, Eric	1995-97
Bateman, Fred	1939-40
Bateman, Max	1936-37
Bates, Dan	2004-06
Bates, Derick	1995-98
Bates, Layne	1989
Bauman, Matt	2004, 07-09
Bean, Bob	1966-67
Bean, Larry	1952
Bean, Ron	1943-54
Beatty, Byron	1989
Bechtold, John	1983
Beck, Jason	2004, 06
Beck, John	2003-06
Beck, Ryan	2004-05
Beck, Tyler	2007,11-13
Beckett, Paul	1988
Beckstead, Chad	1936-38
Beckstrom, Mark	1949
Belcher, Curg	1964-67
Bell, Jeff	2007-09
Bell, Tom	1977-79
Bellini, Mark	1982, 84-86
Bellini, Matt	1987-90
Belnap, Bud	1958-60
Bench, Dean	1925
Benson, Don	1948-50
Bennion, Roy	1955, 58-59
Bergeson, Eric	1988-89

Bernard, Francis	2015-16
Berry, Matt	2002-05
Berry, Rex	1948-50
Berntsen, Mark	1975-77
Bertotti, George	1932
Betham, Jimmy	1999-00
Betham, John	1972-74
Beverley, Kish	2002
Biddulph, Floyd	1931-32
Biddulph, Buddy	1925
Biddy, Bob	1975-76
Biegel, Rocky	1988-91
Biegel, T.D.	1993-94
Billick, Brian	1974-76
Bills, Bob	1951
Bills, Craig	2009, 12-14
Bills, KC	2003, 05
Bills, Karol	1949, 52
Bingham, Neil	1968-70
Bird, Forest	1936-38
Bird, Ken	1941-42
Bird, Nick	1923
Bisgaard, Christopher	1995-96
Bisho, Chris	1986, 87
Blackham, Gordon	1964-65
Blackham, Shirl	1939-40
Blackmon, Devon	2014-15
Blackwell, Clay	1978-79
Blanc, Jeff	1973-76
Bledsoe, Jared	1998
Bloomfield, Henry	1995-96
Bloomfield, Tefua	1994-95
Boardman, Alan	1993-96
Bockwoldt, Colby	2000-03
Bolden, Chris	2006-07
Bolli, Tyler	1993-96
Borgia, John	1984-87
Bosco, Angelo	1951
Bosco, Robbie	1983-85
Boulter, Roy	1947
Bower, Wayne	1971-73
Bowers, Carl	1969-71
Bowers, Dan	1969-71
Bowers, Wesley	1942
Bowman, Bernardino	1922-24
Bowman, George	1951-53
Bowman, Spero	1970-71
Boyce, Andy	1988-90
Boyette, Casey	1966-68
Bozich, Craig	1966-68
Bradford, Perry	1978
Bradley, Brandon	2007-10
Brady, Mark	1979-81
Brady, Mike	1960-62
Brady, Phil	1962-64
Brady, Steve	1980-81
Braga, Matt	1979-80
Brandon, Josh	2002-03
Brasher, Austin	2015
Brathwaite, Reynaldo	2003
Bray, Ken	1963-65
Brewster, Dennis	1963-65
Bright, Travis	2006-08
Brink, Lloyd	1938-40
Brinley, Eldon	1928-30
Brock, Randy	1991-94
Brooks, Brannon	2008
Brooks, Dave	1971-73
Brooks, Michael	1988
Brown, Algernon	2013-16

Brown, Braden	2009-12
Brown, Clay	1978-80
Brown, Curtis	1958
Brown, Curtis	2002, 04-06
Brown, Jackson	2003
Brown, Manaia	2003-05
Brown, R.K.	1957-58
Brown, Reed	1976
Brown, Rhen	2010
Brown, Terence	2005, 09-11
Brown, Tyrone	1997-98
Brumfield, Scott	1991-92
Brundage, Dewey	1951-53
Bryant, Bill	1990-92
Bryant, Dan	1995
Bryson, Thomas	2010
Buchanan, Kayle	2004-07
Buchanan, Rob	1978-79
Buck, Jason	1985-86
Buckner, Robbie	2009-12
Bullock, Burt	1956, 58-59
Bunker, Carl	1962-63
Bunnell, Karl	1927-29
Bunnell, Merrill	1922-23
Burbidge, Jon	2001-04
Burningham, Rex	1982-83
Burr, Bruce	1950
Burr, Tom	1951
Burt, Riley	2015, 18
Busenbark, Don	1986-88
Bushman, Matt	2017-19
Bushore, Don	1946-49
Buswell, Blair	1981
Butler, Tony	1982
Buys, Joseph	1926-28
Bybee, Royce	1979-80
CCC	
Cabulagan, Pat	1981-83
Cahoon, Ben	1996-97
Cahoon, Brad	1986-87
Caldwell, Paul	1955-58
Call, Dee	1942
Call, Ken	1967-68
Campbell, Jason	1995
Campora, Steve	1956
Campos, Dave	1977
Canada, Squally	2016-18
Cannon, Curt	1996-97
Carlile, Alan	1977
Carlson, Brent	2000-03
Carlson, Chuck	1974-76
Carlson, Clark	1973-75
Carlson, Kent	1986
Carlson, Steve	1979-80
Carr, Larry	1972-74
Carter, Nate	2014-15
Carter, Virgil	1964-66
Carter, Ross	1952
Chadwick, Dave	1948-49, 52
Chaffetz, Jason	1988-89
Chamberlain, Garth	1939-41
Chamberlain, Royal	1922
Chamberlain, Royal	1992-93
Chambers, Austin	2017, 19
Chambers, O'Neill	2008-09
Charlton, Scott	1989-91
Chatterton, Marc	1942
Chatterton, Marcell	1946
Chipman, Dee	1939-41
Chitty, Leonard	1986-87

Chow, Warren	1987	Crowe, Chris	1974-75	Duran, Dave	1965	Fennegan, Garth	1992
Christensen, Brady	2018-19	Crutchfield, Tony	1988-91	Durrant, Jim	1934	Feterik, Kevin	1996-99
Christensen, David	2000, 02-03	Cunningham, Harold	1951-52	Duva, Jeff	1975	Feula, Vince	2004-05
Christensen, Jack	1936-38	Cupp, Aaron	1995-98	Dvorak, Bill	1970-71	Ficklin, Quin	2016
Christensen, John	1990-91	Cutler, Chuck	1986-88	Dyches, Ronald	1928-30	Fields, Tony	1997
Christensen, Quinn	2002-03	Cutler, Dallin	2011	Dye, James	1995-96	Filiaga, Pulusila	1979-81
Christensen, Rex	1937	DDD		Dye, Trey	2014-15, 17	Finai, Pisa	1975
Christensen, Steve	1968	Dabney, Jaron	1997, 99	Dyer, Lee	1942	Finau, Sione	2019
Christensen, Steve	1992-93	Dalebout, Paul	1956	EEE		Finfrock, Dennis	1969
Christensen, Toby	2000-03	Dalley, Alvin	1947-49	Earp, Robert	1952	Fisher, Paul	2003
Christensen, Todd	1974-77	Daly, Ron	1949-50	Eason, Corby	2009-11	Fisher, Steven	2009
Christiansen, Brian	2002	Damuni, Jack	1993-94	Eccles, Jim	1947-49	Fitsemanu, Alema	1985, 87, 89-90
Christianson, Frank	1992-93	Dangerfield, Steve	1960	EchoHawk, Larry	1968-69	Flaherty, Bob	1951
Christley, Milan	1957-59	Daniel, Robertson	2013-14	EchoHawk, Tom	1972-73	Flammer, Mark	1978
Christopoulos, Tony	1949	Darling, Dick	1960-62	Eckel, Paul	1957-59	Fleming, Lucky Dare	1969-70
Chronister, Mike	1976-78	Dastrup, Andy	1928-30	Eddo, Mike	1982-83	Flint, Brandon	1981-83
Clark, Brad	1989-92	Davis, Akile	2015, 17-18	Edmonds, Aaron	2000-01	Foketi, Mosese	2007-08
Clark, Glen	1946-49	Davis, Bill	1978-80	Edwards, Corey	2015-17	Foley, Matt	2015-18
Clark, Jayson	2006	Davis, Bob	1987-89	Edwards, Elan	1999-00	Folsom, Ryan	2010-11
Clark, Tim	1986-88	Davis, Kirk	1987-88	Edwards, Jimmy	1981, 84-86	Fonua, Kavika	2014, 16-17, 19
Clark, Tom	1956-57	Davis, Michael	2013-16	Edwards, Jim	1989, 92-94	Footo, David	2010-12
Clarke, Willard	1925-26	Davis, Rob	1997-98	Edwards, Matthew	2010-11	Foreman, Nate	1996-97
Clawson, Coleby	2008-09	Davis, Russ	1978	Egbert, Hal	1948	Foreman, Roderick	1997
Clements, Steve	1992-94	Dawe, Parker	2015-16	Egbert, Wendell	1952	Fort, Neal	1987, 89-90
Close, Calvin	1977, 80-81	Dawe, Zac	2018-19	Eggertsen, Armand	1931-32	Fortie, Eldon	1960-62
Clove, Alvie	1949-50	Dawson, Ted	1987-88, 92-93	Ehin, Chuck	1979-82	Fowler, Blaine	1983-85
Coats, Daniel	2003-06	Dean, Logan	2002	Ehrmann, Paul	1965-66	Fowler, Gavin	2017-18
Cobabe, John	1954	Deavitt, Willard	1939	Eide, Andrew	2016	Fowler, Kellen	2002-03, 07-08
Coggins, Deven	1988-89	Decker, Merle	1946	Eldredge, Lloyd	1980-82	Francis, Dave	1978-80
Cole, Tom	1958-59	DeCoite, Dan	1999	Elewonibi, Mo	1988-89	Francisco, Aaron	2001-04
Collie, Austin	2004, 07-08	Deeds, Keith	1947-49	El-Bakri, Bracken	2017-19	Frandsen, Jeff	1987-89
Collie, Dylan	2018	Deeds, Scotty	1946-47	El-Bakri, Brayden	2015-18	Frankovich, George	1952
Collie, Scott	1979-82	Denney, Brett	2006-09	Elliott, Kurt	2000-01	Frankovich, George	1952
Collie, Zac	2004-06	Denney, John	2002-04	Ellis, Jeff	1995-98	Frantz, Gene	1960-62
Coloma, Jason	1976-78	Denney, Ryan	1998-01	Ellis, Keenan	2018	Frazier, Danny	1977
Colson, Terry	1965-67	Dennis, Lonnie	1957-59	Ellison, Chris	1997-98	Frazier, Dion	1960-63
Colvin, Reed	1927	Denney, Craig	1971-73	Empey, James	2018-19	Frazier, Jameson	2009-11
Condie, Brandon	1996-97	DeSantis, Steve	1990	Empey, Mike	1987, 91-93	Frazier, Sid	1965-67
Condie, Howard	1957	Detmer, Ty	1988-91	Ena, Justin	1997-02	Freeland, Blake	2019
Condie, Vernon	1931-33	Dewey, Steve	1974-76	Engemann, Bret	1999-02	Freeland, Jim	1994-95
Connors, Chris	1990-91	Dignan, Tom	1974-75	Engstrom, Bryan	2015	Freeman, Mark	2008
Conrad, Mike	1961-63	Dimick, Bob	1949-50	Enlow, Tom	1977-78	Freeman, Ryan	2006, 09-12
Cook, Ben	1995-97	Di Luigi, JJ	2008-11	Erdhaus, John	1967	Friel, Kaneakua	2008, 11-13
Cook, Cory	1993-94	DiPadova, Nick	2002	Esukpa, Emmanuel	2019	Frierson, York	1999
Cook, Jamie	1994-95	Dixon, Sanky	1926-28	Evans, Joe	1990-91	Frisch, Byron	1996-99
Cook, Jerry	1965-67	Dixon, Donald Jr.	1955-57	Everett, DeQuan	2011-12	Fua, Alani	2011-14
Cook, Wayne	1934-35	Dixon, Buck	1922-25	Eyre, DeRay	1951-53	Fuga, Romney	2006, 09-12
Coon, Dave	1970-71, 73	Dixon, Norm	1988-90	Eyre, Nick	1976, 78-80	Fuller, Boney	1922-26
Coon, Doug	1972	Dixon, Owen	1939-41, 46	FFF		Fuller, Troy	1986-89
Cooper, Brett	2003-06	Dixon, Rick	1967-69	Faalufua, Wayne	1981-82	Fulton, Ira	2003
Cooper, George	1930	Doerr, Dick	1949	Facer, Steve	1969-71	Furstenau, Todd	1995
Cooper, Jason	1993-95	Doman, Brandon	1998-01	Fairbanks, Lloyd	1973-74	Fusi, Edward	2013-14
Corbett, Don	1924-27	Doman, Bryce	1988, 92-94	Fales, Andrew	1998-00	Futrell, David	1984-87
Corbett, George	1927	Doman, Cliff	1996-99	Falslev, JD	2010-13	GGG	
Corchnoy, Barry	1962-64	Doman, Dennis	1970-71	Fannin, Scott	1996	Gabriel, Dustin	2004-06
Corless, Albert	1927	Doman, DJ	2013-14	Fangupo, Hebron	2011	Galea'i, Jray	2010-11
Corley, Stacey	1988-90	Doman, Kevin	1985-86	Farasopoulos, Chris	1968-70	Gali Jr., Setema	1997-00
Corson, Steve	1977	Doman, Shawn	2006-09	Farmer, Lance	1991	Gallow, Dimitri	2019
Covey, Sean	1987-89	Doney, Darrell	1950-52	Farmer, Scott	1956	Garber, Jon	1989-90
Cowart, Jeff	2000-02	Dow, Mac	1936	Farner, Nairne	1962-63	Gardner, Dean	1939-40
Cox, Matt	1995-97	Dowell, John	1976	Farnsworth, Harold	1972-73	Gardner, Glenn	1965-66
Crandall, Ray	1971	Drage, Eric	1990-93	Farris, Alex	2000-01	Gardner, Morris	1946
Crane, Reed	1935-36	Duerden, Verle	1949	Fauatea, Lorenzo	2018-19	Garrick, Craig	1982-84
Crichton, Tui	2009, 12-13	Dugger, Jerry	1971	Faulkner, Jim	1969-70	Gaskins, Brenden	2007-09
Criddle, Ben	2006-07	Duke, Dev	1973-74, 77	Faupula, Elias	1994-95	Gaspard, Al	1977-78
Criddle, Matthew	2018-19	Dulan, Ian	2006-08, 11	Favero, Dewey	1933-34	George, Andrew	2006-09
Criddle, Jesse	1950	Dunham, Tyson	2002-03	Feinga, Ray	2005-08	Germann, Chris	1986-87
Critchlow, Joe	2017, 19	Dunn, Gary	1958-59	Felt, Dick	1952-54	Ghanwoloku, Dayan	2016-19
Crittenden, Jim	1954-55	DuPaix, Roger	1960-62	Fenissy, Bob	1953	Gibbs, Nathan	1992-94
Crompton, Craig	1970-72					Gifford, Jack	1960

Gilbert, Art	1938, 40	Handley, Darren	1986-88	Herron, Isaiah	2019	Ieremia, Mekeli	1974-77
Giles, Earl	1935	Hanks, Dave	1956	Hess, Connell	2010-11	Imboden, Earl	1946
Giles, Mark	1973-75	Hanks, Wayne	1933	Hess, Dean	1939-40	JJJ	
Giles, Scott	1990-91	Hanna, Sam	1968	Hickman, Wayland	1993-94	Jackson, Elwood	1922
Gilford, Jernaro	1999, 01-03	Hannemann, Micah	2012, 15-17	Hifo, Aleva	2016-19	Jackson, George	1940
Gillenwater, Gil	1972-73	Hansen, Bill	1994-95	Hifo, Marvin	2017	Jackson, Harvey	2014
Gillespie, George	1932-34	Hansen, Braden	2009-12	Hill, Dick	1948-50	Jackson, Kip	1968-70
Gillespie, Gerald	1935-37	Hansen, Brian	1978, 81-82	Hill Taysom	2012-14, 16	Jackson, Scott	2000-03
Gillespie, Horace	1946-49	Hansen, Bruce	1981, 85-86	Hilton, Jack	1954-56	Jackson, Weldon	1956-58
Gillespie, Jeremy	2003-04	Hansen, Dan	1970-72	Hinckley, Fritz	1923-25	Jacobsen, Lloyd	1966-67
Giordano, Gabe	1995-97	Hansen, Danny	1977-79	Hinckley, Mike	1955	Jacobsen, Mike	1962-64
Giordano, Philip	1994-97	Hansen, Mark	2003	Hinds, Troy	2014	Jacobsen, Mike	1968-70
Gledhill, Elwood	1923-24	Hansen, Regan	1986-88	Hiné, Adam	2012-15	Jacobson, McKay	2006, 09-11
Glatch, Bill	1969-70	Hansen, Shad	1989-92	Hoagland, Greg	1996	Jacobson, Ron	1956, 58
Gomes, Lenny	1991-93	Hanshaw, Tim	1992-94	Hobbs, Richard	1985-87	Jacobson, Tanner	2016-18
Gomm, Ken	1954	Hapi, Joe	1931	Ho Ching, Toloa'i	2014-15	James, Don	1953-54
Gooch, David	2004	Harding, Doug	1998-99	Hodgkiss, Corby	2003, 05-07	James, Joe	1967
Gooch, Quinn	2004-07	Hardisty, Brad	1982	Hoffman, Cody	2010-13	Jaramillo, Jim	1978-80
Gordon, Aaron	2005-06	Hardy, Ariel	1937	Hogan, Adam	2012-13	Jausi, Landon	2008-10
Gourley, George	1971-72	Hardy, Merrill	1948-49, 53	Hoge, Beau	2015, 2017	Jenkins, Ronney	1936-98
Gourley, Roger	1975-77	Harline, Jonny	2005-06	Hoge, Chris	1988	Jenkins, Mike	1990-91
Gouveia, Kurt	1983-85	Harmann, Gary	1968-69	Hoge, Tristen	2018-19	Jenne, Bruce	1990-92
Gravelle, Gordon	1968-69	Harmer, Larry	1994	Hoggan, Mike	1985, 90-91	Jennings, Gordon	1964-66
Gray, Derwin	1989-92	Harn, Gary	1967-69	Hoke, Chris	1997-00	Jensen, Alex	1999
Gray, Brian	1998-99	Harper, Jared	2002	Hola, Tevita	2009	Jensen, Blake	1982-83
Green, Eddie	1987, 89-90	Harper, Matt	1997	Holder, Curtis	2002	Jensen, Bob	1986-87
Greene, John	1965	Harper, Steve	1982-83	Holker, Dallin	2018	Jensen, Cameron	2004-06
Greene, Kamel	2016-17	Harrington, Alema	1986-88	Holle, Kirk	1990	Jensen, Craig	1974-76
Greene, Trevion	2017	Harrington, Tau	1988, 90	Holman, Howard	1959	Jensen, Drew	2019
Griffin, Don	1968-70	Harris, Antwaun	2004	Holmoe, Tom	1979-82	Jensen, Ken	1939
Griffith, Kent	1989-91	Harris, Carl	1924, 26	Holt, Austin	2010-13	Jensen, Michael	1980-82
Griffith, Melvin	1930-32	Harris, George	1975-77	Holt, Gayle	1946-48	Jensen, Phil	1972-75
Griffitts, Bobby	1993	Harris, Jeff	1977-78	Holtry, Jeff	1999-00	Jensen, Roland	1939-40
Griffitts, Kyle	2017, 19	Harris, Kelly	1976-77	Homolik, Wes	1967, 69-70	Jeppesen, Garen	1987-88
Gruber, George	1967-69	Harris, Koy	2019	Hooks, Margin	1997-00	Jewkes, Jackson	1936-38
Gulley, Jaterrius	2015	Harris, Mitch	2017-19	Hooks, Terrance	2006-09	Jimenez, Jacob	2015, 18
Gulstad, Chris	1992	Harston, Pete	1988-90	Hoover, Bliss	1928-30	John, Delmar	1941
Gunderson, Brian	1970-71	Hart, Kay	1932-34	Hopkins, Tom	1981-82	Johnson IV, Batchlor	2019
Gunderson, Ryan	2000-01	Hartsfield, JD	1997-98	Horlacher, Fred	1931	Johnson, Brent	1978-79
Gunther, Kurt	1980-82	Hartwig, Dan	1977	Hornung, Reed	2010-12	Johnson, David	2002
Gustavson, Paul	1973	Harvey, James	1990	Horton, Ben	1997-00	Johnson, Duane	1987-89
HHH		Harvey, Terrence	1997	Houk, Terrenn	2012-15	Johnson, Dustin	1995-97
Hadfield, Mark	1994	Hatch, Jake	1998	Howard, Bob	1923-25	Johnson, James	1993-96
Hadley, Matt	2012, 15-18	Hatch, Victor	1922	Howard, Brandon	2006-08	Johnson, Jim	1960-61
Hadley, Preston	2011-12	Hawkins, Harold	1959	Howard, Paul	1970-71	Johnson, Jordan	2011-12, 14
Hadley, Spencer	2008, 11-13	Hawkins, Wally	1967-68	Howell, O'Neil	2002-05	Johnson, Kyle	2013-15
Hafoka, Spencer	2008-11	Haycock, Bevan	1949	Hoyt, Austin	2015-18	Johnson, Lee	1981-84
Hague, Mike	2006, 09-13	Haymond, Steve	1983-84	Hubbard, Dave	1974-76	Johnson, Louis	1930-31
Hahn, Gary	1975-76	Haysbert, Adam	1983-84	Hubbs, Keith	1957-59	Johnson, Malcolm	1934
Hale, Chris	1999, 03-05	Heaney, Brandon	2001-02, 04	Huber, Max	1965-67	Johnson, Marques	2013-14
Hale, Guy	1962-64	Heaps, Jake	2010-11	Huckaby, Jay	1985-87	Johnson, Matt	1998-99
Hale, Lane	1994-96	Heaps, Larry	1968-70	Hudson, Gordon	1981-83	Johnson, Merrill	1960
Hales, Iman	1931	Hecker, Jim	1942	Hudson, Ray	2004	Johnson, Scott	2007-09
Hall, Jan	1968	Heder, Austin	2011, 14-16	Hughes, Brian	1993-94	Johnson, Sid	1979
Hall, Jaren	2019	Heggins, James	1994	Hughes, Erik	1991-92	Johnston, Carroll	1956-57
Hall, Kalin	1992-93	Heimuli, Anthony	2009	Hullinger, Jess	1923-24	Johnston, Mike	1992-95
Hall, KJ	2016-17	Heimuli, Hema	1992-95	Hulse, Clarence	1952	Joiner, Isiah	2000
Hall, Marshall	1961-62	Heimuli, Lakei	1983-86	Hunt, Ed	1956	Jolley, Doug	1998-01
Hall, Max	2007-09	Heinz, Lyle	1954	Hunt, Kahlili	1972-73	Jones, Breyon	2002-03, 05
Hall, Nathan	1992-93	Henderson, Dave	1989-91	Hunter, Brad	1986, 90-92	Jones, Charles	1996
Hall, Steve	1969-70	Henderson, Kurt	2013-15	Hunter, Greg	1987-88	Jones, Danny	2018-19
Hall, Travis	1991-94	Hennefer, Mike	2000	Hunter, John	1985-88	Jones, Grant	2015-17
Halladay, Soren	1998-01	Henstrom, Doug	1997-99	Hunter, Logan	1971-72	Jones, Homer	1979-80
Halvorson, Tim	1975, 78-79	Herget, Todd	1991-93	Hunter, Shane	2009-10	Jones, Jimmy	1981-82
Hamblin, Bob	1951-52	Hernandez, Tony	1976-77	Huntsman, Scott	2015	Jones, Lloyd	1978-80
Hamblin, Jay	1948-50	Herrick, Joe	1991-93	Hutchins, Aaron	1996	Jones, Monte	1963-65
Hamilton, Larry	1982-84	Herring, Chandon	2018-19	Hutchinson, Grant	1932-34	Jones, Rick	1968, 70
Hamilton, Waymon	1980-83	Herring, Eli	1987, 91-94	Hutchinson, Nate	2006	Jones, Richard	1977
Hancock, Larry	1950-52	Herring, Isaac	1999-02	Hyder, John	1969-70	Jones, Robert	1963
Hancock, Ryan	1991-92	Herrmann, Jim	1981, 83-84	III		Jones, Roy	1956

Jorgensen, Austen	2007, 10-13	Kolbaba, Nathan	2002-03	Linford, Jay	1983	Martini, Ralph	1987
Jorgensen, Jan	2006-09	Koller, Lyle	1946-49	Linford, Paul	1972-74	Martinez, Joe	1952, 55
Jorgensen, Todd	1992	Kormylo, John	1978	Linford, Ray	1978-80	Matau, Chris	1985-86
Jory, Justin	2000, 03	Koroma, Tejan	2014-17	Litchfield, Randy	1973	Mathie, Lynn	1958, 62-63
Juergens, Garrett	2014-16	Kozlowski, Glen	1981, 83-85	Livingston, Hayden	2019	Matich, Trevor	1979-80,
Juergens, Mitchell	2014-16	Kozlowski, Tyler	2007-08	Livingston, Jeff	1961-63	83-84	
KK		Kuhlman, Bill	1956	Livingston, Joe	1973	Matsuzaki, Micah	1989-91, 93
Kafentzis, Austin	2017-19	Kukahiko, Jason	2001-04	Lloyd, Cecil	1948-49	Mathews, Marcus	2010-13
Kafu, Solomone	2008, 11-14	Kuresa, Jake	2003-06	Lloyd, Don	1925	Mathews, Mitch	2012-15
Kahaialii, Walter	2007, 10-11	Kuresa, Alex	2011-12	Lloyd, Vaughn	1935-38	Mathews, Ryker	2012-15
Kaluhiokalani, Kalama	2010	Kurtz, Nick	2015-16	Lloyd, Wesley	1925	Mathews, Bill	1956
Kama, Gary	1975-77, 79	LLL		Lobue, Sam	1973-74	Mathews, Blaine	1983
Kanahele, Marcus	1975-76	Lacey, Mike	1979-81	Logan, Brian	2009-10	Mathews, Keith	1950-52
Kanuch, Tuni	2014-17	LaChance, Harris	2019	Lomax, Desmond	1996-97	Mathews, Weldon	1930-33
Kapele, John	1957-59	LaComb, Frank	1932-34	Long, Rod	1948-50	Mattingly, Ty	1985-86
Kapele, John	1987	LaComb, Gary	1954-55	Long, Troy	1985-88	Mauga, Ammon	2000-02
Kapisi, Jared	2018	Ladd, Tom	1989-91	Longhurst, Herman	1940-42	Mavrakis, Sam	1939, 41
Kariya, Bryan	2008-11	Lafitte, Michael	1999-01	Longshore, Nick	2006	May, Bryan	1989-91
Karpowitz, Bob	1949-51	Lahmann, Tom	1966-68	Longson, Kieffer	2017-19	Maynard, Ken	1940
Kasper, Chris	2000	Lamb, Ed	1995-96	Loper, Mike	1966-68	Mazorra, Dennis	1981-82
Katoa, Andy	1985-86	Lamb, Tucker	2009	Lopez, Richard	1966-68	Mazzotta, Casey	1992-93
Katoa, Fotu	1989	Lambert, Darrin	1987	Loose, Bob	1954	McBeth, Paul	1935-37
Katoa, Fred	1990	Lane, Eric	1979-80	Lott, Dean	1986-87	McBeth, Travis	1987-88
Katoa, Lopini	2018-19	Langi, Harvey	2014-16	Loveless, Elmer	1928-29	McChesney, Austin	2016
Kauffman, Earl	1988-91	Lapuaho, Ului	2014-15, 18	Lovely, Gary	2004-06	McCluskey, Mark	1974-75
Kaufusi, Bronson	2012-15	Lark, James	2010-12	Lowe, Josh	1997-00	McCorquindale, John	1976
Kaufusi, Corbin	2016-18	Larsen, Bob	1971-73	Lowry, Dave	1974-76	McCubbins, Aaron	1998-01
Kaufusi, Devin	2018-19	Lasike, Paul	2012-14	Luekenga, Kyle	2005-06, 08	McCullough, Hassan	1992
Kaufusi, Isalah	2017-19	Latimer, Don	1954	Luetterodt, Justin	2004-05	McCullough, Keith	1984-85
Kaufusi, Jackson	2019	Latu, Wayne	2005, 08	Lundberg, Jerry	1952	McDade, Jim	1983-84
Kaufusi, Rich	1989-90	Lauder, David	1992, 94	Lupoi, John	1967-69	McDonald, Brian	2000-01
Kaufusi, Steve	1986-87	Laulile, Tomasi	2014-16	Lyman, Jeff	1969-70	McDonald, Jay	1984-85
Kaumatule, Moses	2015-16	Laulu-Pututau, Moroni	2015-16, 18-19	Lyons, Marc	1967-69	McEuen, Kurt	2008
Kautai, Teu	2013-15	Lavery, Ben	1965-66	Lyons, Walter	1935	McEwen, Terry	1976-77
Kaveinga, Uona	2011-12	Lawlor, Quinn	2013	MMM		McFarland, Darius	2019
Kawaa, John	1962-63	Leavitt, Dallin	2013-14	Maddux, Justin	2003-05	McFarlane, Nyle	1958
Kealaluhi, K.O.	1995-96	Leavitt, Fred	1955, 58-59	Madsen, Lowell	1950-52	McFerren, Brandon	2000
Kearsley, Brayden	2013-14	Leavitt, Hafen	1939	Madarieta, Levi	2001-03	McGinn, Joe	1958-59
Keele, Eddie	2003-06	Leavitt, Jared	1990-91	Madsen, Michael	1999-00, 02	McGiven, Gary	2003-04
Keele, Ryan	2001-02	Ledbetter, Lennon	1980-81	Maeser, Keith	1922	McGuire, Kaipo	1993-96
Kehl, Bryan	2002, 05-07	Ledenko, Rob	1983-84	Magalei, Issiah	1996-98	McIntosh, Kimball	1924
Kehl, Ed	1995-98	Lee, Austin	2017-19	Magalei, Shane	1996-99	McKee, Dave	1977-78, 81
Keim, Mike	1988-90	Lee, Ervin	1989-91	Magleby, Francis	1948-49	McKenzie, Brian	1996-97
Keisel, Brett	1998, 00-01	Lee, Hiva	2017	Magleby, Russell	1928-30	McLaren, Dave	1955
Keitzman, Jim	1946-47	Lee, Jared	1999-00	Magoffin, Dick	1958-59	McLaughlin, Derek	2005-06
Kellermeyer, Doug	1981-83	Leeper, Bill	1967-68	Mahe, Atunaisa	2019	McLaughlin, Jared	2005-06
Kelley, Isaac	1999-01	Lefevre, Reg	1939-40	Mahe, Reno	1998, 01-02	McMahon, Jim	1977-78, 80-81
Kennedy, Jared	1996-97	Legas, Dick	1968-70	Mahina, Devin	201, 12-14	McNabb, Bill	1982-83
Kessler, David	2015	Leiataua, Uriah	2017-19	Mahoney, Tim	1974	McNaughton, Austin	1964
Kim, Moses	1964-66	Leonard, Drew	1937-38	Mahuika, Bryce	2004, 06-08	McTyer, Tim	1995-96
Kimball, Edwin	1923-24	Lesatele, Lene	2015	Malarsie, John	1961-63	McWhorter, George	1949-50
Kimball, Tim	1948-49	Leslie, Jordan	2014	Mandell, D'Angelo	2018-19	Meadows, Billy	1953
Kimball, Tom	1938	Leung-Wai, Aveni	2010-11	Mangum, Parker	2009	Mees, Carter	2009-11
Kimball, Warren	1951	Leuta-Douyere, Jher.	2012-15	Mangum, Tanner	2015-18	Mees, Mike	1979, 81-82
Kimmel, Jim	1962-64	Lever, Keith	1990-91	Mannion, John	1981-82	Meibos, Jared	2001-03
Kinard, David	1985, 89-91	Lewis, Burnell	1931	Manson, Hunter	1922-23	Meikle, Nathan	2005-06
Kinder, George	1958	Lewis, Chad	1993-96	Manson, Judd	1930-32	Mendenhall, Pete	1923-26
King, David	1984-86	Lewis, Gail	1939-41	Manumaleuna, Eathyn	2007, 10-13	Mendenhall, Mat	1975-79
Kiser, Larry	1987	Liapis, Pete	1946	Manwill, Walt	1978-81	Mendenhall, Paul	1953-54
Kline, Dan	1966	Liava'a, Tevita	1997	Marchello, Ivan	1989	Mendenhall, Ron	1969-70
Knight, Ron	1970-71	Liday, Bob	1942	Marking, Jerry	1940-41	Mendenhall, Wilford	1923-24
Knight, Shawn	1983-86	Liljenquist, Joe	1969-71	Marquardt, Daniel	2002-05	Mendenhall, Zed	2010-12
Knight, Tim	1986-88	Linder, Jack	1961-62	Marquardt, Michael	2001, 04	Mendenhall, Zeke	2009-10
Knight, William	1994	Lindley, Lance	1984-85	Marriott, Bill	1962-64	Mercado, Hank	1968
Knoblauch, Paul	1962-64	Lindquist, Ed	1963	Marriott, Todd	1988	Merkeley, Floyd	1933-34
Knowles, Chad	1992-94	Lindsley, Steve	1985-86	Marshall, Bob	1963-64	Merkley, Cecil	1924-25
Knudsen, Clarence	1924-26	Lindstrom, Dave	1949, 52	Marshall, Hunter	2016	Merkley, Doran	1961-63
Knudsen, Moyle	1936-38	Lindstrom, Jeff	1993	Marshall, Matt	2008-11	Merkley, Scott	1992-94
Kochevar, Lewis	1950-51	Linehan, Jonny	2015-17	Martin, Brad	1995-98	Merrill, Kimball	1946-48
Kochevar, Paul	1953-54	Linford, Frank	1974	Martin, Drayton	1990	Merrill, Ray	1929-31

Meservey, Matt	1989, 92-95	Neal, Mark	1987-89	Orr, Bob	1941	Pochman, Owen	1997-00
Meteer, Dave	1974-76	Neff, David	1981-84	Orr, Budd	1988-89	Pollard, Pearl	1929
Meyer, Gerald	1968-70	Nehring, Richard	2005	Orr, Richard	1984	Pollock, Jon	1993-94
Mikkelsen, Andrew	2014, 16-18	Neilson, Scott	1977-79	Osborne, Bruce	1947-48	Poodry, Bradley	1949-50
Miles, David	1985-87	Nelson, Bill	1961-63	Oswald, David	2006-08	Popin, Bill	1976-77
Mili, Itula	1991, 94-96	Nelson, Grant	2007-09	Overstreet, Leroy	1960	Poppinga, Brady	2001-04
Miller, Bill	1969-71	Nelson, Keanu	2014	Oyler, Phil	1953-54	Poppinga, Dennis	1970-71
Miller, Drew	1997-98	Nelson, Riley	2009-12	PPP		Poppinga, Kelly	2006-07
Miller, Jay	1972-74, 76	Nelson, Ted	1969-70	Pace, Corey	1980-81	Porter, Dave	1989-90
Miller, Larry	1975-78	Nelson, Tyler	1996-99	Pace, John	2007-09	Porter, Ned	1949
Miller, Lynn	1922	Newberry, Max	1965-67	Packard, Paul	1922-24	Poston, Ford	1999-2000
Miller, Steve	1975-76	Newell, Bob	1979	Page, Max	1970-71	PoVey, Skye	2011, 13-14
Miller, Tom	1977-78	Nichols, Eddie	1969-70	Palmer, Dennis	1964-66	Powell, Riggs	2017-18
Miller, Val	1972-73	Nicoll, Kevin	1991-92	Paongo, Hala	2004-06	Powell, Sawyer	2016, 18-19
Millet, Floyd	1932-33	Nielsen, Austin	2010	Parker, Robert	1984-86	Powers, Ralph	1954-55
Mills, Dave	1981, 83-84	Nielsen, Gifford	1975-77	Parks, Noah	1995	Preator, Jordan	2014-15
Mills, Mike	1940-42, 47	Nielsen, Mel	1950-52	Partridge, Truman	1922	Presley, Leo	1965-67
Milne, Dax	2018-19	Nielsen, Wally	1950	Patera, Dennis	1967	Prested, Bob	1977, 79-80
Mitchell, Brian	1987-90	Nielson, Kip	2002-03	Paterson, John	1967-69	Preston, Mike	1971-73
Mitchell, Kevin	1983	Nielson, Mike	1999, 01	Patterson, Craig	1987-89	Price, Mitchell	2018-19
Mitchell, Patrick	1991-94	Nilsen, Reed	1940-42, 46	Patterson, Wes	1998	Price, Roger	1986
Mitton, Bill	1964-65	Nilsson, Jeff	1974-76, 79	Patton, Lyle	1948	Price, Steve	1971-73
Miyahira, Cole	2005-06	Nisonger, Hap	1931-33	Paulson, Art	1949, 51	Prince, Clement	1930
Moala, John	1996-97	Niu, Philip	2003	Paulson, John	1949-50	Pringle, Tico	2006
Moberly, Scott	1990	Niumatalolo, Va'a	2015-17	Pau'u, Butch	2015-18	Pritchard, Iona	2008, 12-13
Moeaki, John	1994	Nixon, David	2003, 06-08	Pau'u, Niel	2017-18	Probert, Leo	1929
Moffat, Chad	1988, 91	Norberg, Scott	1984-85	Paxman, Gary	1950-52	Probert, Marion	1951-54
Mohetau, Ofa	2003	Norman, Keyan	2016-17	Pay, Garry	1990-92	Pulsipher, Adam	2015-18
Moleni, Stan	1998	Norton, Harold	1950	Payne, Matt	2001-04	Pulsipher, Addison	2018
Molifua, Wally	1972-73	Nowatzke, Tim	1991-94	Payne, Mitch	2007-10	Putnam, Matt	2008-2011
Molini, Trevor	1984-86	Nuckolls, Randy	1975	Paynter, Dean	1974	Putnam, Norman	1957-59
Monahan, John	1970-72	Nua, Shaun	2002, 04	Pearson, Colby	2013-16	Pyper, Morgan	2019
Monson, Calvin	1953	Nuno, Carlos	1997-99	Pearson, Rich	1994	QQQ	
Monson, Harold	1968	Nwigwe, JJ	2015-17, 19	Peaua, Moa	2004	Quezada, Joshua	2010, 11
Moore, Larry	1995-96	Nyberg, Brent	1989-90	Peck, Remington	2012-15	RRR	
Moore, Malik	2018-19	OOO		Pehrson, George	1935	Raass, John	1994-95
Moore, Robert	1932	Oaks, Charlie	1933-35	Pendleton, Jordan	2008-11	Raass, Stan	1994-95
Morgan, Blake	2008-09, 13	Oates, Barry	1980-82	Pendleton, Kirk	1981-83	Ralph, Dick	1956
Morgan, Frank	1922	Oates, Bart	1980-82	Pendleton, Lance	2002-03	Ramage, Cory	1999-00
Morgan, Mike	1979-82	Oates, Brad	1973-75	Peterson, Ben	1995-96	Ramage, John	1977, 80-81
Morgan, Omarr	1996-97	Oates, John	1985	Peterson, BJ	2009-10	Ransom, Villar	1942
Morrell, Kyle	1981-84	Oborn, Kent	1964-66	Peterson, Charlie	1998-01	Rasmussen, Korey	1984-86
Morris, Michael	2005	O'Brien, Mike	1986-88	Peterson, Gary	1975-77	Rawlinson, Doug	1985-86
Morris, Rob	1993, 97-99	Odle, Matt	1988-89	Petersen, Greg	1981-83	Rawlinson, Randy	1983-84
Mortensen, Bennie	1950	Odle, Phil	1965-67	Peterson, Lawrence	1925, 28	Reading, Chris	1968-70
Mortensen, Eric	1988-91	Ofahengaue, Kelepi	1996	Peterson, Matt	2010-11	Reading, Lynn	1956
Mortensen, Todd	2001-03	Ofahengaue, Tevita	1997-00	Peterson, Paul	1999-01	Reber, Scott	1977-79
Morton, Kevon	1997-98	Ogden, John	1964-66	Peterson, Scott	1985-88	Redd, Glenn	1979-80
Mo'Unga, Tevita	2015-2016	Ogden, Steve	1964-66	Peterson, Steve	1965-67	Redden, Matt	1992-95
Muehlmann, Chris	2007-08	Ogletree, Brandon	2009-12	Pettis, Scott	1980-82	Reden, Stehly	2011-12
Muehlmann, Mike	2010-11	Oldroyd, Herman	1948	Pettit, Marshall	1999	Reden, Garrett	2007-08
Muirbrook, Shay	1993-96	Oldroyd, Jake	2019	Phillips, Danny	2000-01	Reed, Dermmell	1994-95
Mullenbrook, Grant	1941	Oliverson, Glen	1942, 46-47	Phillips, Jim	1969-70	Reed, Larry	1946
Mulleneaux, Lynn	1962-63	Oliverson, Ray	1950-51	Phillips, Scott	1977-80	Reed, Michael	2005-08
Murdock, Blake	1973-76	Olomua, Bristol	1999	Pierce, Raynor	1956-57	Reeve, Mark	1927-29
Murdock, Bob	1988	Olsen, Ammon	2013	Pikula, Manoa	2012-15	Reeve, Wayne	1939-40
Murdock, Steve	1931-32	Olsen, Hans	1997-00	Pilgrim, Evan	1991-94	Reid, Adney	2003
Murdock, Steve	1947	Olsen, James	1960	Pili, Ifo	1998, 01-03	Reid, Andy	1979-80
Murphy, Lynn	1988	Olsen, Orrin	1972, 74-75	Pili, JoJo	2009	Reid, Gabriel Po'u	1999-02
Murray, Mark	1936	Olsen, Rex	1946-47	Pili, Keenan	2019	Reid, Spencer	1994-97
Muse, Ivan	1953-54	Olson, Brent	1968	Pili, Trajan	2016-19	Reilly, Drew	2013
NNN		Olson, Mel	1964, 66, 69	Pilimai, Alema	2016	Regis, Larry	1956-57
Nacua, Kai	2013-16	Olson, Bob	1956-58	Pistorius, Mike	1971-73	Rex, Byron	1990-92
Naiwahine, Henry	1964-65	O'Mary, Kevin	2013-14	Pittman, G	2008	Reynolds, Dallas	2005-08
Nance, Kent	1962, 64-65	O'Neil, Mike	1980-82	Pittman, Jonathan	1999-00	Reynolds, Houston	2010-11
Nash, Andrew	1993, 97-98	Ongoongotau, Vaha	1994-95	Pitta, Dennis	2004, 07-09	Reynolds, Lance	1972-73, 76-77
Nauahi, Phil	1987-88	Oramas, Sam	1983-84	Pitts, Greg	1991-94	Reynolds, Lance Jr.	2004-2005
Nead, Spencer	2001-02	Ord, Andrew	1999-02	Pitts, Paul	1991	Reynolds, Matt	2008-11
Neal, Ray	1954-56	Ord, Jon	1989-92	Plater, Dan	1978-81	Rhea, Jeff	2002, 05-06
Neal, John	1977, 79	Ormsby, Mark	1985	Pochman, Ethan	1996	Rice, Bill	1974-76

Rice, Rodney	1987-88	Santiago, Lou	1963	Smith, Brian	2007	Sundwall, Pete	1956
Rice, Tom	1966	Sarkisian, Steve	1995-96	Smith, Bruce	1962-64	Sutorius, Paul	1967-69
Rich, Andrew	2008-10	Sartin, Ron	1958-59	Smith, Chris	1987-90	Swanson, Dave	1968-69
Richards, Golden	1970-71	Sartin, Wayne	1956-58	Smith, Courtney	1996	Swenson, Marc	1976-78
Richards, Jimmy	1996-99	Satterfield, LaVon	1951-53	Smith, Dave	1978-79	Swenson, Reed	1923-25
Richardson, Brock	2007-08	Saulsberry, Andre	2006-07	Smith, Horrace	1966-68	TTT	
Richardson, Glen	1960-63	Saunooke, Rob	1988	Smith, Kelly	1983-85	Taele, Logan	2013-16
Richardson, Joe	1990	Scales, Roger	1967-68	Smith, Ken	1984-85	Tafuna, David	2004-06, 08
Richardson, Jordan	2009-11	Scanlan, Joe	1966-67	Smith, Lloyd	1961-63	Tahi, Fahu	1999, 03-05
Richardson, Vernon	1930-32	Schaerrer, Cade	1993	Smith, Mark	1988-90	Tait, John	1996-98
Richins, Grant	1942	Schaffer, Max	1942	Smith, Marlin	1958,60	Takenaka, Eric	2015-16
Ridley, Skyler	2007, 10-13	Schmidt, Jason	1991	Smith, Matt	2006	Takitaki, Sione	2014-15,
Rigell, Mike	1998, 00-01	Schmidt, Tom	1976	Smith, Sid	1972-75	17-18	
Ring, Bill	1977-78	Schmitt, Craig	1998-99	Smith, Tyson	1999-00	Taliauli, Merrill	2013, 16-18
Ringwood, Howard	1958-59	Schoepflin, Bill	1978-80	Snowden, Will	1997-00	Tanielu, Handsome	2016-17
Ripee, Tom	1967-68	Schow, Doug	1964-66	Soelberg, Nate	2003-2005	Tanner, Beau	2016-17, 19
Riska, Gene	1939-41	Scukanec, Jason	1998-01	Soffe, Ken	1936-38	Tanner, Kirk	1974
Rivera, Keith	1971, 73-74	Segovia, Damian	1999	Soffe, Wayne	1935-36	Tanner, Mike	2000-03
Roberts, Bobby	1965-67	Sekona, Sosia	2005	So'oto, Vic	2005, 07, 09-10	Tanner, Young	2017
Roberts, Charles	1936-38	Semanoff, Joe	2005-07	Sorensen, Daniel	2008,11-13	Tapusoa, Johnny	2016-17
Roberts, Jim	2001	Serck, Ken	1968-70	Sorensen, Justin	2008,11-13	Tarleton, Vic	1992-93
Roberts, Kyle	1991-93	Shaw, Gary	1973-75	Sorenson, Tom	2007-08	Tausinga, Kesni	2015-17
Roberts, Tim	1967-69	Shea, Glenn	1964-65	Southam, Skyler	2018-19	Tautu, Sae	2013-16
Robertson, Heshi	1998-99	Sheide, Gary	1973-74	Sowards, Jesse	1997-99	Taylor, Clinton	1953-54
Robins, Roy	1973	Shell, Todd	1980-83	Spencer, Brock	1990	Taylor, Dan	1972-73
Robinson, Alan	1962-64	Shelton, Michael	2015-18	Speredon, Jason	2007-08, 10	Taylor, Dan	1960-62
Robinson, Chad	1987-89	Sherman, Marc	1984-85	Sprouse, Al	1965	Taylor, Dave	1975-76
Robinson, John	1953-54	Shields, Lloyd	1930-32	Sprowls, Jeff	1984-85	Taylor, Dunn	1923-24, 26
Robinson, Justin	2005-06	Shiffler, Mike	1996-98	Squires, Monte	1966-68	Taylor, Glen	1954, 56
Robinson, Rob	2003	Shiffrer, Max	1946	Sralla, Scott	1991-93	Taylor, Golden	1934-35
Robinson, Scott	1983-85	Shoaf, Thomas	2016-19	St. Pierre, Ed	1978-80	Taylor, Isaac	2007-08
Robison, Burle	1930-32	Shober, Ernest	1930	Stacey, Andrew	2005-06	Taylor, Jim	1956
Roderick, Aaron	1997-98	Shoemaker, Paul	1995-97	Staffieri, Markell	2004-07	Tenifa, Lolo	2008
Rodoni, Brian	1985-87	Shumway, Drew	1953	Staley, Dustin	1995, 99-01	Tennyson, Bob	1962-63
Rodrique, Perry	1966-67	Shumway, Jay	1984-86	Staley, Lucas	1999-01	Te'o, Shiloah	2008
Rogers, Courtney	1986-88	Shumway, Shane	1984-86	Stapley, Hal	1956	Terranova, Mark	1973, 75-76
Rogers, Steve	1980-81	Shumway, Rickey	2017	Stapley, Stan	1946-47	Terry, Dave	1971-73
Romero, Ed	1968	Shumway, Talon	2016-19	Startin, Wayne	1956-58	Tervort, Daniel	2007
Romney, Baylor	2019	Sikahema, Kapi	1991	Stearns, Ned	1996-01	Tew, Kyle	2005
Romney, Golden	1925	Sikahema, Vai	1980-85	Steele, Greg	1994	Thieman, Dick	1965-67
Romney, Gunner	2018-19	Simmerman, Bob	1977	Steele, Tom	2010	Thiel, Ted	1948
Rossi, Pete	1984	Simmons, Dean	1933-34	Stephens, Brandon	2001-03	Thomas, Rodney	1984-87
Roundy, Elmo	1948-49, 52	Simmons, Dennis	1993-96	Stephens, Robert	1988-90	Thomas, Steven	2008-10
Rowe, Owen	1926-28	Simmons, Don	1926	Stephenson, Riley	2009-12	Thompson, Brett	2009, 12-13
Rowley, Graham	2010-11, 14-15	Simmons, Gerald	1934	Sterling, Otis	1991-92	Thompson, Pat	1986-88
Rozeshi, Ed	1971-72	Simmons, Henry	1926-27	Stevens, Chris	1996-97	Thompson, Tod	1976-78
Russell, Mike	1973-74	Simmons, Ron	1991-93	Stevenson, Derik	1995-98	Thorn, Paul	1928-30
Russell, Tim	1965-66	Simon, Micah	2015, 17-19	Stewart, Christian	2014	Thorne, Dick	1925-27
Rykert, Dustin	1999-02	Simpson, Ron	1992	Stewart Cody	2016-17	Thorson, Marco	2009-11
SSS		Sinclair, Paul	1987	Stewart, Ron	1963	Tialavea, Russell	2005-09, 12
Salanoa, Thor	1985-87	Sitake, Kalani	1994, 97-00	Stinnett, Eddie	1982-83	Tiatia, Sim	1988, 90
Salazar, Rob	1982-83	Sitake, T.J.	1999-00, 04-05	Stoddard, Gary	1974	Tibbetts, Ted	1941
Saleapaga, Keanu	2018-19	Skiba, John	1998-99	Stoddard, Troy	1993	Tibbitts, Ryan	1979-80
Salido, Mike	1987-88, 90	Skidmore, Henry	1967-68	Stolworthy, Reed	1949, 52-53	Tidwell, Dave	1983, 85
Saluone, Pili	1970-71	Skinner, Ryan	2000	Stolworthy, Tom	1960	Tidwell, Neils	1979, 81-82
Saluone, Terence	1992-93	Skousen, Basil	1927-29	Stolworthy, Willard	1953-54	Tidwell, Randy	1978-79
Samples, Bruce	1960	Skousen, Clarence	1927-28	Stone, Devon	1961-63	Tingey, Kent	1978-79
Samples, Gary	1965	Skousen, Jim	1946	Stone, Doug	1991-92	Titensor, Glen	1979-80
Sampson, Bryan	2014-15	Skousen, Marvin	1929-31	Stone, Thayne	1942, 46-48	Tiumalu, Casey	1982-83
Sampson, Eddie	1994-96	Skousen, Murray	1939	Stout, Zac	2010, 14	Tofa, Alden	2018-19
Sampson, Joe	2011-12	Skousen, Owen	1951-52	Stratton, Steve	1971-73	Tolbert, Max	1949-51
Sampson, Nate	2016-18	Slater, Ryan	2001-03	Straw, Jason	1996	Tolutau, Ula	2017
Samson, Trevor	2014-15	Slavens, Johnny	1997	Stringham, Brock	2011-14	Tonga, Khyiris	2017-19
Sanders, Brian	2002-05	Slayton, Randy	1988-89	Stringham, Jack	1935-37	Tonga, Manase	2005-07, 09
Sanders, Jack	1967	Slipp, Jeff	1967-69	Stromberg, Doug	1977-79	Tonga, Matongi	2006
Sanders, Steve	1985-86	Small, Mark	1990	Stroth, Vince	1980-82	Tooke, Dick	1949, 51
Sandlin, Rhett	2015-18	Smilowitz, Julian	1972-73, 75	Sullivan, Sean	2007	Tooley, Max	2019
Sanford, Hunt	1932-34	Smit, Walter	1950-52	Sumko, Mike	2001-02	Toolson, Tom	1973-74
Sanford, Terry	1967-68	Smith, Bennie	1971-72	Summers, Gabe	2019	Toone, Cliff	1929, 31
Santiago, CJ	2007-08	Smith, Brad	1982-84	Summers, Hyrum	1996-98	Towle, Kevin	1985

Tree, Marion	1947-48	Walker, Jason	1995-98	Wilson, Derrus	2000-01
Tree, Ron	1970-72	Walker, Kevin	1980-82	Wilson, Grant	1964-66
Trinnaman, Jonah	2016-17	Walker, Mark	1979-81	Wilson, Jessie	1934
Tripp, Elton	2000	Walter, John	1970	Wilson, John	1962-63
Tripple, Leo	1963	Wangsgard, Keith	1930-31	Wilson, Kyle	2002-03
Tucker, Glen	1932-33	Wanosik, Bill	1963-65	Wilson, Marc	1977-79
Tucker, Larry	1974, 76	Warcup, Rob	1998-99	Wilson, Pete	1931-33
Tuifua, Langi	2017	Ward, Anthony	2000-01	Wilson, Richard	2010-13
Tuioti-Mariner, Earl	2018-19	Ward, Roy	1976	Wilson, Rick	1988
Tuiloma, Travis	2011, 14-16	Wardell, Doug	1962-64	Wilson, Rob	1978-80
Tuipulotu, Peter	1987, 89-91	Warner, Chris	2006	Wilson, Ron	1970-71
Tuipulotu, Tom	1983, 85	Warner, Fred	2014-17	Wilson, Zach	2018-19
Tujague, Garrett	1990-91	Warner, Max	1932	Wing, George	1939-41
Tukuafu, Joe	2019	Warner, Meldon	1935, 37	Wingard, Casey	1977-78
Turley, Stan	1940	Warner, Troy	2016-19	Winward, Troy	1998
Tushaus, Blair	2010-12	Watanabe, Will	2019	Witney, Frank	1946
UUU		Waters, Merrill	1936, 38	Wolfgramm, Solomone	2016-17
Uale, Travis	2008-11	Watford, Dennis	1968-70	Wolfley, Rick	2007-08
Udo, George	2019	Watkins, Chris	1999-00	Wong, Joe	1997-98
Ulufale, Mike	1994-95	Watkins, Todd	2004-05	Wong, Louis	1982-84
Unga, Harvey	2006-09	Watterson, Eric	2004	Wood, Dick	1961, 63-64
Unga, Morgan	2015-17	Watts, Stan	1936	Wood, Don	1948, 52-53
Unga, Victor	2008	Webb, Dennis	1978, 81	Wood, John	1956
'Unga, Uani	2012-13	Weber, Riley	2004-05	Wood, Rod	1976-78
Unger, Nick	1987	Webster, Gary	1985	Woodward, Jack	1934-35
Unutoa, Morris	1989, 93-95	Weed, Mark	1942	Worthington, Vernal	1925-27
Uperesa, Keith	1974-77	Weenig, Jay	1955-56	Wright, Bill	1960-62
Uselman, Mark	1974-75	Weenig, John	1937, 39	Wright, Bill	2000-03
VVV		Weenig, Val	1961-62	Wright, Dave	1983-85
Vacher, Clug	1929-30	Weight, Gary	1974-75	Wright, Frank	1934-35
Vaitai, Manaaki	2007, 10-13	Weinkauf, Mike	1967-69	XX	
Vakalahi, Fono	2009	Wells, Grant	1971-73	Xanthos, Vincent	2001-03
Vakapuna, Taufui	2003, 06-08	Wells, Von	1970-72	YYY	
Valdez, Nati	1989-92	Wesley, De'Ondre	2013-14	Yancey, Daren	1995-98
Valgardson, Don	1976	West, Henry	1952-54	Yarro, Justin	1992-93
Valgardson, Kam	1997-00	Westbrook, Michael	1998-99	Yarro, Ralph	1960-61
Valgardson, Rich	1971	Westover, Udel	1951-52	Yeck, Michael	2012-14
Van De Merwe, Jan	1976-77	Whalen, Marcus	2000, 02-03	Young, Eddie	1958
VanDerWouden, John	1975-77	Wheat, Warren	1986-88	Young, Ike	1922-23
Van Leeuwen, Craig	1974	Wheeler, Melvin	1934-36	Young, Jonathan	1982-83
Van Leeuwen, Kent	1986	White, Brian	1986-88	Young, LeGrand	1957-59
Van Noy, Kyle	2010-13	White, Greg	1996	Young, Mike	1987
Van Sweden, Dan	2006-07, 09	White, Leon	1982-85	Young, Scott	2002-04
Van Valkenburg, AJ	2010	White, Reed	2007-08	Young, Steve	1981-83
Van Valkenburg, Dan	1976	White, Spencer	2003-05	Young, Tom	1992-94
Van Valkenburg, Pete	1970-72	Whitehead, Clark	1953	Younger, Stan	1977-78
VanWoerkom, Scott	1989-90	Whiting, Teag	2000-01	ZZZ	
Varner, Ross	1976-78	Whitney, Fred	1942	Zayas, Rich	1986-87
Varner, Stan	1973-75	Whitsett, Vic	1979	Zeller, Mike	1967-68
Varoz, Brett	1983	Whittingham, Cary	1981, 83-85	Ziolkowski, Jake	2014-15
Ve, Simote	2010-12	Whittingham, Fred	1986-89	Zitting, Ron	1956
Velasco, John	1953-54	Whittingham, Kyle	1978-81	Zogg, Murray	1995-96
Velasco, Ron	1976-78	Wilcox, Brad	2013-15	Zundel, Matt	1989-91
Verbantz, Tom	1953-55	Wilcox, Chris	2016-18	Zwahlen, Lynn	1972-73, 76-77
Verney, John	1934-35	Wilcox, Jeff	1984-86		
Vest, Niles	1933	Wilgar, Dana	1973-76		
Vesterfelt, Jay	1962-63	Wilgar, Payton	2019		
Vincent, Hanale	2001-04	Wilkerson, Rod	2001-04		
VonColln, J. C.	1986-87	Wilkes, Doug	1978-79		
Vorwaller, Wes	1960	Wilkinson, Bob	1923		
WWW		Wilkinson, Glen	1931		
Wade, Alton	1953	Willardson, Troy	1994		
Wadsworth, Jeff	1983	Willett, Ralph	1950		
Wadsworth, Michael	2013-15	Williams, Doug	1978-79		
Wagner, Aaron	2005-06	Williams, Duaine	1992-93		
Wagner, Jadon	2008-11	Williams, Jack	1997		
Wake, Masenq	2019	Williams, Jamaal	2012-14, 16		
Waldo, Vern	1934-36	Williams, Ty'Son	2019		
Walsh, John	1991, 93-94	Willing, RJ	2004, 07-09		
Wakley, Ron	1967-69	Willis, Jamal	1991-94		
Walkenhorst, Paul	2000-02, 05	Willis, Shamon	2019		



PASSING

YR.	PLAYER	ATT	CMP	INT	YDS	TD
2019	Zach Wilson	319	199	9	2,382	11
2018	Zach Wilson	120	182	3	1,578	12
2017	Tanner Mangum	147	257	9	1,540	8
2016	Taysom Hill	372	222	11	2,323	12
2015	Tanner Mangum	446	267	10	3,377	23
2014	Christian Stewart	348	199	9	2,621	25
2013	Taysom Hill	438	236	14	2,938	19
2012	Riley Nelson	308	181	13	2,011	13
2011	Riley Nelson	202	116	7	1,717	19
2010	Jake Heaps	383	219	9	2,316	15
2009	Max Hall*	409	275	14	3,560	33
2008	Max Hall*	447	330	14	3,957	35
2007	Max Hall*	496	298	12	3,848	26
2006	John Beck*	417	289	8	3,885	32
2005	John Beck*	513	331	13	3,709	27
2004	John Beck	343	192	8	2,563	15
2003	Matt Berry	235	147	14	1,445	7
2002	Brett Engemann	215	119	8	1,334	6
2001	Brandon Doman	408	261	8	3,542	33
2000	Charlie Peterson	260	149	5	1,617	6
1999	Kevin Feterik	452	277	15	3,554	25
1998	Kevin Feterik	336	202	6	2,718	16
1997	Kevin Feterik	208	125	5	1,767	11
1996	Steve Sarkisian	404	278	12	4,027	33
1995	Steve Sarkisian	385	250	14	3,437	20
1994	John Walsh	463	284	14	3,712	29
1993	John Walsh	397	244	15	3,727	28
1992	Ryan Hancock	288	165	13	2,635	17
1991	Ty Detmer*	403	249	12	4,031	35
1990	Ty Detmer#	562	361	28	5,188	41
1989	Ty Detmer*	412	265	15	4,560	32
1988	Sean Covey	319	174	10	2,607	13
1987	Bob Jensen	259	144	14	1,833	10
1986	Steve Lindsley	287	180	18	2,247	12
1985	Robbie Bosco	511	338	24	4,273	30
1984	Robbie Bosco*	458	283	11	3,875	33
1983	Steve Young#	429	306	10	3,902	33
1982	Steve Young *	367	230	18	3,100	18
1981	Jim McMahon#	423	272	7	3,555	30
1980	Jim McMahon#	445	284	18	4,571	47
1979	Marc Wilson*	427	250	15	3,720	29
1978	Marc Wilson	233	121	13	1,499	8
1977	Marc Wilson*	277	164	18	2,418	24
1976	Gifford Nielsen*	372	207	19	3,192	29
1975	Gifford Nielsen	180	110	7	1,471	10
1974	Gary Sheide	300	181	19	2,174	23
1973	Gary Sheide*	294	177	12	2,350	22
1972	Bill August	144	69	5	891	2
1971	Bill August	87	37	11	448	2
1970	Rick Jones	168	76	17	851	1
1969	Marc Lyons	193	87	11	1,297	9
1968	Marc Lyons	157	66	9	735	2
1967	Marc Lyons	193	99	8	1,313	9
1966	Virgil Carter	293	141	16	2,182	21
1965	Virgil Carter*	250	120	13	1,789	20
1964	Virgil Carter	193	66	14	1,154	9
1963	Ron Stewart	23	10	0	160	1
1962	Eldon Fortie	100	43	11	814	7
1961	Eldon Fortie	83	33	11	469	5
1960	Bud Belnap	51	20	8	285	2
1959	Gary Dunn	31	10	3	223	1
1958	Wayne Startin	68	28	8	332	2
1957	Carroll Johnston	102	39	7	447	3
1956	Carroll Johnston	167	71	15	945	8
1955	Don Dixon	60	21	9	335	2
1954	Ron Bean	42	20	1	437	0
1953	LaVon Satterfield	92	34	8	568	4

* Led Conference, # Led Nation

RECEIVING

YR.	PLAYER	REC	YDS	TD
2019	Micah Simon	51	616	2
	Matt Bushman	47	688	4
2018	Matt Bushman	29	511	2
2017	Matt Bushman	49	520	3
2016	Nick Kurtz	49	541	2

2015	Mitch Mathews	54	737	11
2014	Mitch Mathews	73	922	9
2013	Cody Hoffman	57	894	5
2012	Cody Hoffman	100	1,248	11
2011	Cody Hoffman	61	943	10
2010	JJ Di Luigi	45	443	1
	Cody Hoffman	42	527	7
2009	Dennis Pitta	62	829	8
2008	Austin Collie#	106	1,538	15
2007	Dennis Pitta	59	813	5
2006	Jonny Harline	58	935	12
2005	Jonny Harline	63	853	5
2004	Austin Collie	53	771	8
	Todd Watkins	52	1,042	6
2003	Toby Christensen	53	547	4
2002	Reno Mahe	59	771	2
2001	Reno Mahe*	91	1,211	9
2000	Margin Hooks	61	718	2
1999	Margin Hooks	60	1,067	7
1998	Margin Hooks	49	732	3
1997	Ben Cahoon	57	931	4
1996	K.O. Kealaluhi	49	901	8
1995	Mike Johnston	40	650	6
1994	Tim Nowatzke	47	601	4
1993	Eric Drage	54	867	5
1992	Eric Drage	56	1,093	12
1991	Eric Drage	46	1,018	10
1990	Andy Boyce	79	1,241	13
1989	Chris Smith	60	1,090	5
1988	Chuck Cutler	64	1,039	10
1987	Darren Handley	52	636	3
1986	Mark Bellini	46	839	5
1985	Mark Bellini	63	1,008	14
1984	David Mills*	60	1,023	7
1983	Casey Tiumalu	60	583	3
	Gordon Hudson	44	596	6
1982	Gordon Hudson*	67	928	6
1981	Gordon Hudson*	67	960	0
1980	Scott Phillips*	60	689	7
1979	Homer Jones*	46	404	4
1978	Mike Chronister	52	850	3
1977	Todd Christensen*	50	603	5
1976	Todd Christensen	51	510	3
1975	Todd Christensen	30	319	3
1975	J. VanDerWouden	29	621	3
1974	John Betham	38	569	6
1973	Jay Miller#	100	1,181	8
1972	Logan Hunter	49	555	2
1971	Golden Richards	14	238	1
1970	Golden Richards	36	513	1
1969	Kip Jackson	25	261	3
1968	Ed Romero	41	495	1
1967	Phil Odle*	77	971	9
1966	Phil Odle	60	920	5
1965	Phil Odle*	46	657	10
1964	Bruce Smith	30	470	3
1963	Bruce Smith	13	178	1
1962	Bruce Smith	14	230	0
1961	Paul Allen	5	261	3
1961	Don Peterson*	11	115	0
1960	Jack Gifford	6	138	1
1959	Howard Ringwood	10	130	0
1958	R.K. Brown	10	177	2
1957	R.K. Brown	12	183	2
1956	Burt Bullock	22	291	2
1955	Owen Skousen	10	190	0
1954	Tom Verbantz	14	226	0

RUSHING

YR.	PLAYER	RUSH	YDS	AVG
2019	Sione Finau	59	359	6.1
	Lopini Katoa	85	358	4.2
2018	Lopini Katoa	76	423	5.6
2017	Squally Canada	120	710	5.9
2016	Jamaal Williams	234	1,375	5.9
2015	Algernon Brown	127	709	5.6
2014	Jamaal Williams	109	518	4.8
2013	Taysom Hill	246	1,344	5.5

2012	Jamaal Williams	166	775	4.7
2011	JJ Di Luigi	116	584	5.0
2010	JJ Di Luigi	178	917	5.2
2009	Harvey Unga	208	1,087	5.2
2008	Harvey Unga	240	1,132	4.7
2007	Harvey Unga	244	1,227	5.0
2006	Curtis Brown	201	1,010	5.0
2005	Curtis Brown	210	1,123	5.3
2004	Curtis Brown	158	828	5.0
2003	Rey Brathwaite	145	812	5.6
2002	Marcus Whalen	181	918	5.1
2001	Luke Staley	196	1,582	#8.1
2000	Luke Staley	130	548	3.7
1999	Fahu Tah	102	445	4.4
1998	Ronney Jenkins	252	1,307	5.2
1997	Brian McKenzie	218	1,004	4.6
1996	Brian McKenzie	167	950	5.7
1995	Hema Heimuli	112	449	4.0
1994	Jamal Willis	204	1,042	5.1
1993	Kalin Hall	113	567	5.0
1992	Jamal Willis	204	1,004	4.9
1991	Peter Tuipulotu	125	619	5.0
1990	Peter Tuipulotu	98	637	6.5
1989	Fred Whittingham	109	582	5.3
1988	Fred Whittingham	88	513	5.8
1987	Fred Whittingham	129	418	3.2
1986	Lakei Heimuli	230	966	4.2
1985	Lakei Heimuli	188	913	4.6
1984	Lakei Heimuli	158	796	5.0
1983	Casey Tiumalu	139	851	6.1
1982	Casey Tiumalu	110	681	6.0
1981	Scott Pettis	94	499	5.3
1980	Eric Lane	96	473	4.9
1979	Eric Lane	94	595	6.3
1978	Bill Ring	116	520	4.5
1977	Scott Phillips	47	325	6.9
1976	Jeff Blanc	149	625	4.0
1975	Jeff Blanc	216	984	4.6
1974	Jeff Blanc	199	784	3.9
1973	Mark Terranova	94	414	4.3
1972	P. Van Valkenburg#	232	1,386	6.0
1971	P. Van Valkenburg	121	601	4.9
1970	P. Van Valkenburg	103	405	3.9
1969	Kip Jackson	209	791	3.7
1968	Dave Swanson	94	353	3.8
1967	Ron Wakley	62	296	4.7
1966	John Ogden*	204	906	4.4
1965	John Ogden*	152	700	4.6
1964	John Ogden*	179	770	4.3
1963	Phil Brady	71	318	4.5
1962	Eldon Fortie*	199	1,149	5.8
1961	Eldon Fortie	138	422	3.1
1960	Bud Belnap	101	256	2.5
1959	LeGrand Young	83	423	5.1
1958	Weldon Jackson*	101	698	6.9
1957	Weldon Jackson	138	605	4.3
1956	Steve Campora	34	259	7.6
1955	Phil Oyler	64	366	5.7
1954	Dick Felt	90	379	4.2
1953	Reed Stolorthy	86	473	5.5
1952	Reed Stolorthy	99	436	4.4

* Led Conference, # Led Nation

TOTAL OFFENSE

YR.	PLAYER	RUSH	PASS	TOTAL
2019	Zach Wilson	167	2,382	2,549
2018	Zach Wilson	221	1,578	1,799
2017	Tanner Mangum	-2	1,540	1,538
2016	Taysom Hill	603	2,323	2,926
2015	Tanner Mangum	-92	3,377	3,285
2014	Christian Stewart	163	2,621	2,784
2013	Taysom Hill	1,344	2,938	4,282
2012	Riley Nelson	196	2,011	2,207
2011	Riley Nelson	392	1,717	2,109
2010	Jake Heaps	-100	2,316	2,216
2009	Max Hall*	75	3,560	3,635
2008	Max Hall*	115	3,957	4,072
2007	Max Hall*	14	3,848	3,862

2006	John Beck*	-8	3,885	3,877
2005	John Beck*	61	3,709	3,770
2004	John Beck	-36	2,563	2,527
2003	Matt Berry	-100	1,445	1,345
2002	Bret Engemann	-20	1,334	1,314
2001	Brandon Doman*	456	3,542	3,998
2000	Charlie Peterson	-78	1,617	1,539
1999	Kevin Feterik	-77	3,554	3,477
1998	Kevin Feterik	-111	2,718	2,607
1997	Kevin Feterik	-156	1,767	1,611
1996	Steve Sarkisian	- 44	4,027	3,983
1995	Steve Sarkisian	-167	3,437	3,270
1994	John Walsh	-239	3,712	3,473
1993	John Walsh	-307	3,727	3,420
1992	Ryan Hancock	-49	2,635	2,586
1991	Ty Detmer#	-30	4,031	4,001
1990	Ty Detmer*	-166	5,188	5,022
1989	Ty Detmer*	-127	4,560	4,433
1988	Sean Covey	-82	2,607	2,525
1987	Bob Jensen	84	1,833	1,917
1986	Steve Lindsley	-90	2,247	2,157
1985	Robbie Bosco*	-132	4,273	4,141
1984	Robbie Bosco#	57	3,857	3,932
1983	Steve Young#	444	3,902	4,346
1982	Steve Young*	407	3,100	3,507
1981	Jim McMahon#	-97	3,555	3,458
1980	Jim McMahon#	56	4,571	4,627
1979	Marc Wilson#	-140	3,720	3,580
1978	Marc Wilson	85	1,499	1,584
1977	Marc Wilson*	20	2,418	2,438
1976	Gifford Nielsen*	-273	3,192	2,919
1975	Gifford Nielsen	-144	1,471	1,327
1974	Gary Sheide	-165	2,174	2,009
1973	Gary Sheide	- 7	2,350	2,343
1972	Van Valkenburg	1,386	32	1,418
1971	Van Valkenburg	601	83	684
1970	Rick Jones	-112	851	739
1969	Marc Lyons	-83	1,297	1,214
1968	Marc Lyons	-99	735	636
1967	Marc Lyons	137	1,313	1,450
1966	Virgil Carter#	363	2,182	2,545
1965	Virgil Carter*	474	1,789	2,263
1964	Virgil Carter	38	1,154	1,542
1963	Phil Brady	318	130	448
1962	Eldon Fortie*	1,149	814	1,963
1961	Eldon Fortie	422	469	891
1960	Bud Belnap	256	285	541
1959	LeGrand Young	423	0	423
1958	Weldon Jackson	698	0	698
1957	Weldon Jackson	605	0	605
1956	Carroll Johnston	39	986	1,025
1955	Phil Oyler	366	15	381
1954	Ron Bean	4	437	441
1953	LaVon Satterfield	114	568	682
1952	Reed Stolorworthy	436	0	436

SCORING

YR.	PLAYER	TD	PAT	FG	PTS
2019	Jake Oldroyd	0	40	16	88
2018	Skyler Southam	0	42	11	75
2017	Rhett Almond	0	22	13	61
2016	Rhett Almond	0	39	17	90
2015	Trevor Samson	0	52	14	94
2014	Trevor Samson	0	62	12	98
2013	Justin Sorensen	0	45	21	108
2012	Jamaal Williams	13	0	0	78
2011	Justin Sorensen	0	48	15	93
2010	Mitch Payne	0	37	17	88
2009	Mitch Payne	0	59	10	89
2008	Harvey Unga	15	1	0	92
2007	Harvey Unga	17	0	0	102
2006	Jared McLaughlin*	0	58	14	100
2005	Curtis Brown	16	1	0	98
2004	Matt Payne	0	30	15	75
2003	Matt Payne	0	20	14	62
2002	Matt Payne	0	27	13	66
2001	Luke Staley#	28	1	0	170
2000	Owen Pochman	0	29	19	86

1999	Owen Pochman	0	36	18	90
1998	Owen Pochman	0	41	20	101
1997	Brian McKenzie	12	0	0	72
1996	Ethan Pochman	0	63	20	123
1995	Bill Hansen	0	33	10	63
1994	Jamal Willis	14	0	0	84
1993	Joe Herrick	0	46	10	76
1992	David Lauder	0	42	13	81
1991	Eric Drage	10	0	0	60
1990	Earl Kauffman	0	55	12	91
1989	Jason Chaffetz	0	53	10	83
1988	Matt Bellini	11	0	0	66
1987	Leonard Chitty	0	32	18	86
1986	Leonard Chitty	0	32	16	80
1985	Mark Bellini	14	0	0	84
1984	Lakei Heimuli	14	0	0	84
1984	Lee Johnson	0	43	13	74
1983	Lee Johnson*	0	52	11	85
1982	Kurt Gunther*	0	41	11	74
1981	W. Hamilton*	16	0	0	96
1980	Clay Brown*	15	0	0	90
1979	Brent Johnson*	0	52	10	82
1978	Bill Ring	11	0	0	66
1977	Dev Duke*	0	46	9	73
1976	Dave Taylor*	0	34	15	79
1975	Jeff Blanc	11	0	0	66
1974	Jeff Blanc*	10	0	0	60
1973	Dev Duke	0	29	8	53
1972	P. VanValkenburg	14	0	0	84
1971	P. VanValkenburg	8	0	0	48
1970	Joe Liljenquist	0	9	11	42
1969	Joe Liljenquist	0	21	7	42
1968	Dave Swanson	6	6	0	44
1967	Dennis Patera	0	29	11	62
1966	Virgil Carter	9	1	0	56
1965	Phil Odle*	11	0	0	66
1964	Virgil Carter	5	1	0	32
1963	Frank Baker	0	8	5	23
1962	Eldon Fortie*	14	4	0	86
1961	Paul Allen	9	4	0	58
1960	Jack Gifford	3	0	0	18
1959	Jack Gifford	5	2	0	32
1958	Nyle McFarlane	6	3	0	42
1957	Steve Campora	3	1	0	19
1956	Steve Campora	4	0	0	24
1955	LeGrand Young	3	1	0	19
1954	Phil Oyler	3	0	0	18
1953	Dick Felt	5	0	0	30
1952	Dick Felt	7	0	0	42

PUNTING

YR.	PLAYER	NO	YARDS	AVG
2019	Jake Oldroyd	42	1,814	43.2
2018	Rhett Almong	55	2,217	40.3
2017	Jonny Linehan	59	2,531	42.9
2016	Jonny Linehan	57	2,420	42.5
2015	Jonny Linehan	62	2,649	42.7
2014	Scott Arellano	69	3,106	45.0
2013	Scott Arellano	80	3,279	41.0
2012	Riley Stephenson	59	2,681	45.4
2011	Riley Stephenson	47	1,985	42.2
2010	Riley Stephenson	52	2,182	42.0
2009	Riley Stephenson	42	1,733	41.3
2008	CJ Santiago	41	1,712	41.8
2007	CJ Santiago	62	2,459	39.7
2006	Derek McLaughlin	40	1,636	40.9
2005	Derek McLaughlin	48	1,922	40.0
2004	Matt Payne	62	2,808	45.3
2003	Matt Payne	78	3,433	44.0
2002	Matt Payne	51	2,429	47.6
2001	Aaron Edmonds	46	1,831	39.8
2000	Aaron Edmonds	67	2,924	43.6
1999	Jesse Sowards	51	2,227	43.7
1998	J.D. Hartsfield	65	2,622	40.3
1997	J.D. Hartsfield	65	2,685	41.3
1996	Alan Boardman	44	1,920	43.6
1995	Alan Boardman	47	1,934	41.2
1994	Alan Boardman	57	2,377	41.7

1993	Alan Boardman	56	2,405	43.0
1992	Brad Hunter	29	1,380	47.6
1991	Earl Kauffman	47	1,875	39.9
1990	Earl Kauffman*	42	1,818	43.3
1989	Earl Kauffman	44	1,848	42.0
1988	Pat Thompson*	49	2,195	44.8
1987	Pat Thompson*	71	3,077	43.3
1986	Pat Thompson	57	2,364	41.5
1985	Kevin Towle	53	2,185	41.2
1984	Lee Johnson	57	2,593	45.5
1983	Lee Johnson*	24	1,215	50.6
1982	Mike Mees*	40	1,825	45.6
1981	Mike Mees	57	2,330	40.9
1980	Clay Brown	39	1,555	39.9
1979	Clay Brown#	43	1,950	45.3
1978	Jim McMahon	41	1,600	39.0
1977	Jim McMahon	55	2,161	39.3
1976	David Lowry	64	2,462	38.5
1975	Mark Giles	43	1,707	39.7
1974	Mark Giles	60	2,165	36.1
1973	Mark Giles	58	2,248	39.4
1972	Doug Coon	66	2,500	37.9
1971	Joe Liljenquist	69	2,748	39.8
1970	Joe Liljenquist	37	1,489	40.3
1969	Rich Adams	83	3,239	39.0
1968	Rich Adams	81	3,273	40.9
1967	Rich Adams	37	1,530	41.4
1966	Ben Lavery	32	1,255	39.2
1965	Ben Lavery	52	2,008	38.6
1964	Barry Corchnoy	40	1,501	37.5
1963	Barry Corchnoy	55	2,159	39.3
1962	Bill Wright	41	1,498	36.5
1961	Bill Wright	46	1,862	40.5
1960	Ron Jacobson	34	1,382	39.0
1959	Gary Dunn*	39	1,748	44.8
1958	Gary Dunn	21	828	39.4
1957	Carroll Johnston	50	1,730	34.6
1956	Carroll Johnston	26	977	37.4
1955	D. Overstreet	15	543	36.2
1954	D. Overstreet	14	617	44.1
1953	Dick Felt	27	958	35.5
1952	Udell Westover	40	1,619	40.5

TACKLES

YR.	PLAYER	TOTAL	UA	ASST	TFL
2019	Kavika Fonua	83	46	37	3.0
2018	Stone Taktaki	118	74	44	9.0
2017	Fred Warner	87	48	39	9.0
2016	Fred Warner	86	47	39	10.5
2015	Michael Wadsworth	79	51	28	2.5
2014	Skye PoVey	78	55	23	4.0
2013	Uani 'Unga	143	61	82	7.5
2012	Brandon Ogletree	102	50	52	13.5
2011	Brandon Ogletree	78	40	36	4.0
2010	Andrew Rich	110	63	47	7.5
2009	Andrew Rich	85	51	34	3.5
2008	Matt Bauman	108	50	58	8.5
2007	Kelly Poppinga	113	46	67	7.5
2006	Cameron Jensen	107	57	50	9.5
2005	Cameron Jensen	84	44	40	6
2004	Cameron Jensen	103	49	54	12
2003	Aaron Francisco	116	57	59	5.5
2002	Paul Walkenhorst	107	47	60	15
2001	Justin Ena	101	64	37	11
2000	Justin Ena	107	49	58	10
1999	Jared Lee	96	67	29	4
1998	Rob Morris	147	114	33	16
1997	Rob Morris	110	61	49	8.5
1996	Shay Muirbrook	97	60	37	8
1995	Eddie Sampson	105	43	62	1.5
1994	Shay Muirbrook	102	41	61	5
1993	Nathan Hall	72	30	42	4
1992	Shad Hansen	101	47	54	5
1991	Shad Hansen	193	63	130	4
1990	Rocky Biegel	99	26	73	1
1989	Bob Davis	137	38	99	2.5
1988	Bob Davis	148	80	68	4
1987	Troy Long	122	60	62	7



1986	J.C. VonColln	102	49	53	7
1985	Kurt Gouveia	98	57	41	7
1984	Cary Whittingham	147	51	96	0
1983	Marv Allen	118	39	79	1
1982	David Aupiu	119	61	58	0
1981	Kyle Whittingham	132	54	78	16
1980	Glen Redd	148	57	91	2
1979	Gary Kama	139	61	78	15
1978	Rod Wood	157	26	131	6
1977	Rod Wood	107	26	81	6

INTERCEPTIONS

YR.	PLAYER	NO	YARDS	TD	LONG
2019	Payton Wilgar	3	26	0	17
2018	Isaiah Kaufusi/Austin Lee	2	18/62	0	36
2017	Zayne Anderson/Dayan Ghanwoloku	2	27/105	0	67
2016	Kai Nacua	6	62	0	20
2015	Kai Nacua	6	137	2	50
2014	PoVey, Fua, Nacua	2			
2013	Five players	2			
2012	Daniel Sorensen	3	27	0	26
2011	Travis Uale/Kyle Van Noy	3	10/79	0	10/43
2010	Andrew Rich	5	69	0	32
2009	Scott Johnson/Andrew Rich	4	57/91	0	56/52
2008	David Nixon	3	21	1	19
2007	Four players	3			
2006	Justin Robinson	4	69	1	64
2005	Justin Luettergerodt	3	54	0	28
2004	Micah Alba	3	24	0	24
2003	Aaron Francisco	3	42	0	36
2002	K.Neilson/B. Heaney	3	50/6	0	50/5
2001	Jernaro Gilford	6	131	0	62
2000	Tyson Smith	4	57	0	27
1999	Jared Lee	4	88	0	60
1998	Jason Walker	6	46	0	24
1997	Ben Cook/Tyler Nelson	2	0	0	0
1996	Omarr Morgan	4	-4	0	0
1995	Eddie Sampson	5	31	0	27
1994	Patrick Mitchell	3	4	0	4
1993	Jack Damuni	3	7	0	7
1992	Derwin Gray	5	13	0	13
1991	Derwin Gray/Josh Arnold	3	33/0	1/0	23/2
1990	Derwin Gray	6	57	1	30
1989	Brian Mitchell	5	112	1	97
1988	Rodney Rice	6	103	1	70
1987	Rodney Rice/Troy Long	6	51/37	1/0	31/25
1986	Jeff Wilcox	7	110	0	27
1985	Rodney Thomas	5	51	0	51
1984	Mark Allen/Marv Allen	4	32/7	0/0	22/7
1983	Jon Young	6	35	0	22
1982	Walker/Holmoe/Peterson	3	3/10	0	6/8
1981	Dave McKee	4	57		
1980	Tom Holmoe	7	28		
1979	Schoepflin/Redd	5	69/53		
1978	Ron Velasco	3	30		
1977	Bob Prested	5	78		
1976	Tony Hernandez	6	79		
1974	Mike Russell	6	137		
1973	Mike Russell	6	112		
1972	Dave Atkinson	8	88		
1971	Dave Atkinson	9	120		93
1970	Dan Hansen*	8	108		
1969	Paul Sutorius	6	55		
1968	Larry Echohawk	5	52		
1967	Bobby Roberts	7	96		
1966	*Bobby Roberts	7	87		
1965	Bobby Roberts	4	33		
1964	Kent Oborn	2	37		
1963	(Five-way tie)	1			
1962	Gene Frantz*	9	133		
1961	(Several)	1			
1960	Mike Brady	3	17		
1959	(Five-way tie)	1			
1958	H. Ringwood/W. Startin	2	32/22		
1957	Carroll Johnston	7	89		

SACKS

YR.	PLAYER	NO.
2019	Four players	2.0
2018	Corbin Kaufusi	8.5
2017	Corbin Kaufusi	6
2016	Sae Tautu	6
2015	Bronson Kaufusi	11
2014	Bronson Kaufusi	7
2013	Van Noy, Kaufusi	4
2012	Kyle Van Noy	13
2011	Kyle Van Noy	7
2010	Vic So'oto	5
2009	Jan Jorgensen	6
2008	Jan Jorgensen	5
2007	Jan Jorgensen*	13.5
2006	Hala Paongo	5
2005	Justin Maddox	7
2004	Brady Poppinga	6
	Shaun Nua	6
2003	Brady Poppinga	6
2002	Brady Poppinga	8
2001	Ryan Denney	7
2000	Setema Gali	10
1999	Byron Frisch	8
1998	Rob Morris	6
1997	Byron Frisch	9
1996	Shay Muirbrook	9
1995	Matt Redden	6.5
1994	Randy Brock	8
1993	Randy Brock	4
1992	Randy Brock	10
1991	Scott Giles	8
1990	Alema Fitisemanu	11
1989	Chad Robinson	9
1988	Duane Johnson	5.5
1987	David Futrell	11
1986	Shawn Knight	16
1985	Jason Buck	11.5
1984	Ladd Akeo	8
1983	Jim Herrmann	16
1982	Brandon Flint	8
	Chuck Ehin	8
1981	Brandon Flint	13
1980	Glen Titensor	13
1979	Rob Buchanan	8
1978	Ross Varner	7
1977	Mat Mendenhall	11
1976	Mekeli Ieremia	17
1975	Stan Varner	5
1974	Stan Varner	14

* Led Conference, # Led Nation

TOTAL OFFENSE

INDIVIDUAL TOTAL OFFENSE

Career			
1.	14,655	Ty Detmer	1988-91
2.	11,569	Max Hall	2007-09
3.	11,059	John Beck	2003-06
4.	9,744	Taysom Hill	2012-16
5.	9,723	Jim McMahon	1977-78, 80-81

Top active player:

4,348	Zach Wilson
-------	-------------

Season			
1.	5,022	Ty Detmer	1990
2.	4,627	Jim McMahon	1980
3.	4,433	Ty Detmer	1989
4.	4,346	Steve Young	1983
5.	4,282	Taysom Hill	2013

Game				
1.	603	Ty Detmer	at San Diego St., 11/16/91	T, 52-52
2.	599	Virgil Carter	vs. UTEP, 11/5/66	W, 53-33
3.	597	John Walsh	at Utah State, 10/30/93	L, 58-56
4.	594	Ty Detmer	vs. Penn State, 12/29/89	L, 50-39
5.	582	Marc Wilson	vs. Utah, 11/5/77	W, 38-8

TOTAL PLAYS

CAREER			
1.	1,795	Ty Detmer	1988-91
Top active player:			
643	Zach Wilson	2018-present	

SEASON			
1.	684	Taysom Hill	2013

GAME				
1.	79	Christian Stewart	vs. Nevada, 10/18/14	L, 42-35
2.	78	Taysom Hill	at Houston, 10/19/13	W, 47-46

PASSING

PASSING YARDS

Career			
1.	15,031	Ty Detmer	1988-91
2.	11,365	Max Hall	2007-09
3.	11,021	John Beck	2003-06
4.	9,536	Jim McMahon	1977-78, 80-81
5.	8,400	Robbie Bosco	1983-85
6.	8,390	John Walsh	1991-94
7.	8,065	Kevin Feterik	1996-99
8.	7,733	Steve Young	1981-83
9.	7,637	Marc Wilson	1975-79
10.	7,464	Steve Sarkisian	1995-96

Top active player:

19,396	Zach Wilson	2018-present
--------	-------------	--------------

Season (including all 3,000+ yard seasons)			
1.	5,188	Ty Detmer	1990
2.	4,571	Jim McMahon	1980
3.	4,560	Ty Detmer	1989
4.	4,273	Robbie Bosco	1985
5.	4,031	Ty Detmer	1991
6.	4,027	Steve Sarkisian	1996
7.	3,957	Max Hall	2008
8.	3,902	Steve Young	1983
9.	3,885	John Beck	2006
10.	3,875	Robbie Bosco	1984
11.	3,848	Max Hall	2007
12.	3,727	John Walsh	1993
13.	3,720	Marc Wilson	1979
14.	3,712	John Walsh	1994
15.	3,709	John Beck	2005
16.	3,560	Max Hall	2009

17.	3,555	Jim McMahon	1981
18.	3,554	Kevin Feterik	1999
19.	3,542	Brandon Doman	2001
20.	3,437	Steve Sarkisian	1995
21.	3,377	Tanner Mangum	2015
22.	3,192	Gifford Nielsen	1976
23.	3,100	Steve Young	1982

Game				
1.	619	John Walsh	at Utah St., 10/30/93	L, 58-56
2.	599	Ty Detmer	at SDSU., 11/16/91	T, 52-52
3.	585	Robbie Bosco	at New Mex., 10/19/85	W, 45-23
4.	576	Ty Detmer	vs. Penn St., 12/29/89	L, 50-39
5.	571	Marc Wilson	vs. Utah, 11/5/77	W, 38-8

PASSING ATTEMPTS

Career			
1.	1,530	Ty Detmer	1988-91
2.	1,418	John Beck	2003-06
3.	1,382	Max Hall	2007-09
4.	1,060	Jim McMahon	1977-78, 80-81
5.	1,004	Kevin Feterik	1996-99
6.	997	Robbie Bosco	1982-85
7.	976	John Walsh	1991-94
8.	937	Marc Wilson	1975-79
9.	921	Tanner Mangum	2015-18
10.	908	Steve Young	1981-83

Top active player:

21,501	Zach Wilson
--------	-------------

Season			
1.	562	Ty Detmer	1990
2.	513	John Beck	2005
3.	511	Robbie Bosco	1985
4.	496	Max Hall	2007
5.	477	Max Hall	2008
6.	463	John Walsh	1994
7.	458	Robbie Bosco	1984
8.	452	Kevin Feterik	1999
9.	446	Tanner Mangum	2015
10.	445	Jim McMahon	1980

Game				
1.	67	John Beck	vs. UNLV, 10/8/2004	L, 24-20
2.	65	Jim McMahon	at Colorado St., 11/7/81	W, 63-14
3.	63	Christian Stewart	vs. Nevada, 10/18/14	L, 42-35
4.	61	Sean Covey	vs. Virginia, 12/22/1987	L, 22-16
4.	61	Robbie Bosco	at New Mex., 10/19/85	W, 45-23

PASSING COMPLETIONS

Career			
1.	958	Ty Detmer	1988-91
2.	903	Max Hall	2007-09
3.	885	John Beck	2003-06
4.	653	Jim McMahon	1977-78, 80-81
5.	638	Robbie Bosco	1983-85
6.	610	Taysom Hill	2012-16
7.	609	Kevin Feterik	1996-99
8.	592	Steve Young	1981-83
9.	588	John Walsh	1991-94
10.	549	Tanner Mangum	2015-18

Top active player:

19,319	Zach Wilson
--------	-------------

Season			
1.	361	Ty Detmer	1990
2.	338	Robbie Bosco	1985
3.	331	John Beck	2005
4.	330	Max Hall	2007
5.	306	Steve Young	1983
6.	298	Max Hall	2007
7.	289	John Beck	2006
8.	284	John Walsh	1994
9.	284	Jim McMahon	1980
10.	283	Robbie Bosco	1984

Game				
1.	44	Jim McMahon	at Colorado St., 11/7/81	W, 63-14
2.	42	Ty Detmer	vs. Penn St., 12/29/89	L, 50-39
42		Robbie Bosco	at New Mex., 10/19/85	W, 45-23
4.	41	John Beck	vs. Boston Coll., 9/3/05	L, 20-3
5.	40	Jim McMahon	vs. North Tex. St., 11/8/80	W, 41-23

PASSING TOUCHDOWNS

Career			
1.	121	Ty Detmer	1988-91
2.	94	Max Hall	2007-09
3.	84	Jim McMahon	1977-78, 80-81
4.	79	John Beck	2003-06
5.	66	John Walsh	1991-94
	66	Robbie Bosco	1983-85
7.	61	Marc Wilson	1975-79
8.	56	Steve Young	1981-83
9.	55	Gifford Nielsen	1974-77
10.	53	Kevin Feterik	1996-99
	53	Steve Sarkisian	1995-96

Top active player:

20,23	Zach Wilson
-------	-------------

Season			
1.	47	Jim McMahon	1980
2.	41	Ty Detmer	1990
3.	35	Max Hall	2008
	35	Ty Detmer	1991
5.	33	Steve Young	1983
	33	Robbie Bosco	1984
	33	Steve Sarkisian	1996
	33	Max Hall	2009
	33	Brandon Doman	2001
10.	32	John Beck	2006
	32	Ty Detmer	1989

Game				
1.	7	Max Hall	vs. UCLA, 9/13/08	W, 59-0
7		Jim McMahon	at Colorado State, 11/7/81	W, 63-14
7		Marc Wilson	at Colorado State, 10/15/77	W, 63-17
4.	6	Nine tied with six, last player:		
		James Lark	at New Mexico St., 11/24/12	W, 50-14

HIGHEST COMPLETION PERCENTAGE

Career			
Min. 500 attempts			
1.	.669	Steve Sarkisian	1995-96
2.	.653	Max Hall	2007-09
3.	.652	Steve Young	1981-83
4.	.64	Robbie Bosco	1982-85
5.	.626	Ty Detmer	1988-91
6.	.624	John Beck	2003-06
7.	.621	Brandon Doman	1998-01
8.	.616	Jim McMahon	1977-78, 80-81
9.	.607	Kevin Feterik	1996-99
10.	.603	Gary Sheide	1973-74

Season			
Min. 300 attempts			
1.	.713	Steve Young	1983
2.	.693	John Beck	2006
3.	.692	Max Hall	2008
4.	.688	Steve Sarkisian	1996
5.	.672	Max Hall	2009
6.	.661	Robbie Bosco	1985
7.	.649	Steve Sarkisian	1995
8.	.645	John Beck	2005
9.	.643	Ty Detmer	1989
10.	.643	Jim McMahon	1981

Game				
Min. 15 attempts				
1.	100.0 (18-18)	Zach Wilson	vs. Western Mich., 12/21/18	W, 49-18
2.	91.2 (31-34)	Steve Sarkisian	at Fresno State, 11/25/95	W, 45-28



3.	90.9 (20-22)	Max Hall		
		at Wyoming, 11/7/2009	W, 52-0	
4.	88.0 (22-25)	Steve Young		
		vs. Utah, 11/19/1983	W, 55-7	
5.	83.3 (25-30)	Max Hall		
		vs. San Diego State, 11/8/08	W, 41-12	

HIGHEST PASS EFFICIENCY RATING

Career

Min. 400 attempts

1.	162.74	Ty Detmer	1988-91
2.	161.96	Steve Sarkisian	1995-96
3.	156.91	Jim McMahon	1977-78, 80-81
4.	152.03	Brandon Doman	1998-01
5.	151.08	Max Hall	2007-09
6.	149.82	Steve Young	1981-83
7.	149.39	Robbie Bosco	1982-85
8.	147.6	John Walsh	1991-94
9.	145.23	Gifford Nielsen	1974-77
10.	141.29	John Beck	2003-06

Season

1.	176.87	Jim McMahon	1980
2.	175.64	Ty Detmer	1989
3.	173.56	Steve Sarkisian	1996
4.	169.05	John Beck	2006
5.	168.51	Ty Detmer	1991
6.	168.45	Steve Young	1983
7.	160.13	Max Hall	2009
8.	159.66	Brandon Doman	2001
9.	157.23	Zach Wilson	2018
10.	157.21	Max Hall	2008

Game

Min. 15 attempts

1.	321.27	Zach Wilson	W, 49-18
		vs. Western Michigan, 12/21/18	
2.	278.51	Ty Detmer	
		vs. Utah, 11/18/89	W, 70-31
3.	274.06	Zach Wilson	W, 56-24
		vs. UMass, 11/23/2019	
4.	270.04	Max Hall	
		at Wyoming, 11/7/09	W, 52-0
5.	257.25	Steve Young	
		vs. Utah 11/19/83	W, 55-7

INTERCEPTIONS THROWN

Career

1.	65	Ty Detmer	1988-91
2.	46	Marc Wilson	1977-79
3.	43	Virgil Carter	1964-66
4.	40	Max Hall	2007-09
5.	36	Robbie Bosco	1983-85
6.	35	John Walsh	1991-1994
7.	34	Jim McMahon	1977-78, 80-81
	34	John Beck	2003-2006
9.	33	Steve Young	1981-1983
10.	31	Taysom Hill	2012-16
	31	Gary Sheide	1973-1974

Season

1.	28	Ty Detmer	1990
2.	24	Robbie Bosco	1985
3.	19	Gifford Nielsen	1976
4.	19	Gary Sheide	1974
5.	18	Jim McMahon	1980
	18	Marc Wilson	1977
	18	Steve Young	1982
	18	Steve Lindsley	1986
9.	17	Rick Jones	1970
10.	16	Virgil Carter	1966

Game

1.	7	Jim Eccles	vs. Utah, 10/9/48	L, 30-0
----	---	------------	-------------------	---------

INTERCEPTION AVOIDANCE PCT.

Career

Min. 500 attempts

1.	2.40%	John Beck	2003-06
2.	2.68%	Jake Heaps	2010-11
3.	2.69%	Kevin Feterik	1996-99
4.	2.78%	Brandon Doman	1998-01
5.	2.89%	Max Hall	2007-09
6.	2.96%	Taysom Hill	2012-16
7.	3.21%	Jim McMahon	1977-78, 80-81
8.	3.30%	Steve Sarkisian	1995-96
9.	3.41%	Sean Covey	1986-89
10.	3.59%	John Walsh	1991-94

Season

Min. 300 attempts

1.	1.7%	Jim McMahon	1981
2.	1.79%	Kevin Feterik	1998
3.	1.92%	John Beck	2006
4.	1.96%	Brandon Doman	2001
5.	2.24%	Tanner Mangum	2015
6.	2.331%	Steve Young	1983
	2.332%	John Beck	2004
8.	2.35%	Jake Heaps	2010
9.	2.40%	Robbie Bosco	1984
10.	2.42%	Max Hall	2007

MOST CONSECUTIVE PASS ATTEMPTS

WITHOUT AN INTERCEPTION (may span over multiple seasons)

1.	164	Charlie Peterson	2000
2.	154	Jim McMahon	1981
	154	John Beck	2005
4.	135	Brandon Doman	2001
5.	134	John Beck	2004-5

TIMES SACKED

Career

1.	108	Ty Detmer	1988-91
2.	98	Kevin Feterik	1996-99
3.	93	John Walsh	1991-94
4.	82	Taysom Hill	2012-16
5.	81	John Beck	2003-06

Season

1.	43	John Walsh	1993
2.	38	Steve Sarkesian	1995
3.	38	Kevin Feterik	1998
4.	37	Ty Detmer	1989
	37	Kevin Feterik	1999
	37	Taysom Hill	2013

Game

1.	10	Ty Detmer	at Hawaii, 9/28/89	L, 56-14
		John Walsh	at UCLA, 9/9/93	L, 68-14

Top active player:

42	Zach Wilson
----	-------------

500-YARD PASSING GAMES

Career

1.	5	Ty Detmer	1988-91
2.	2	Robbie Bosco	1983-85
	2	Jim McMahon	1977-78, 80-81
4.	1	Six players tied with 1	

Season

1.	2	Ty Detmer	1990
	2	Ty Detmer	1989
	2	Robbie Bosco	1985
	2	Jim McMahon	1981
5.	1	Six players tied with 1	

400-YARD PASSING GAMES

Career

1.	14	Ty Detmer	1988-91
2.	9	Jim McMahon	1977-78, 80-81
3.	5	John Walsh	1991-94
4.	4	Robbie Bosco	1983-85
5.	3	Four players tied with 3	

Season

1.	8	Ty Detmer	1990
2.	6	Jim McMahon	1980
3.	5	Ty Detmer	1989
4.	4	John Walsh	1993
5.	3	Robbie Bosco	1985
	3	Jim McMahon	1981

300-YARD PASSING GAMES

Career

1.	36	Ty Detmer	1988-91
2.	20	Max Hall	2007-09
3.	19	John Walsh	1991-94
	19	Jim McMahon	1977-78, 80-81
5.	17	John Beck	2003-06

Top Active Player:

3	Zach Wilson
---	-------------

Season

1.	13	Ty Detmer	1989
2.	12	Ty Detmer	1990
	12	Jim McMahon	1980
4.	10	Ty Detmer	1991
	10	Marc Wilson	1979

LONGEST PASS PLAY

1.	97 yards	T. Detmer to E. Drage	
		vs. Utah 11/23/91	W, 48-17
2.	93 yards	J. Walsh to T. Anderson	
		vs. Utah State 10/30/93	L, 58-56
3.	89 yards	R. Bosco to K. Smith	
		at New Mexico	W, 45-23
4.	87 yards	S. Sarkisian to D. Johnson	
		vs. Rice 11/9/1996	W, 49-0
5.	84 yards	T. Mangum to M. Juergens	
		vs. Boise State, 9/12/15	W, 35-24

QB/WR TOUCHDOWN COMBOS

Career

1.	22	Max Hall/Austin Collie
2.	19	Max Hall/Dennis Pitta
3.	18	Jim McMahon/Clay Brown
4.	17	Robbie Bosco/Mark Bellini
5.	16	John Beck/Jonny Harline

RECEIVING

RECEIVING YARDS

Career

1.	3,612	Cody Hoffman	2010-13
2.	3,255	Austin Collie	2004, 07-08
3.	3,065	Eric Drage	1990-93
4.	2,901	Dennis Pitta	2004, 07-09
5.	2,841	Margin Hooks	1997-00
6.	2,635	Matt Bellini	1987-90
7.	2,548	Phil Odle	1965-67
8.	2,484	Gordon Hudson	1981-83
9.	2,429	Mark Bellini	1982-86
10.	2,367	Chris Smith	1987-90

Top active player:

22.	1,719	Matt Bushman
-----	-------	--------------

Season (including all 1000+ yard seasons)

1.	1,538	Austin Collie	2008
----	-------	---------------	------

2.	1,248	Cody Hoffman	2012
3.	1,241	Andy Boyce	1990
4.	1,211	Reno Mahe	2001
5.	1,181	Jay Miller	1973
6.	1,156	Chris Smith	1990
7.	1,093	Eric Drage	1992
8.	1,090	Chris Smith	1989
9.	1,083	Dennis Pitta	2008
10.	1,067	Margin Hooks	1999
11.	1,042	Todd Watkins	2004
12.	1,039	Chuck Cutler	1988
13.	1,023	David Mills	1984
14.	1,018	Eric Drage	1991
15.	1,009	Clay Brown	1980
16.	1,008	Mark Bellini	1985

Game					
1.	263	Jay Miller	vs. New Mex., 11/3/73	W, 56-21	
2.	259	Gordon Hudson	vs. Utah, 11/21/81	W, 56-28	
3.	242	Phil Odle	vs. UTEP, 11/5/66	W, 53-33	
4.	241	Glen Kozlowski	vs. Boston Coll., 8/9/85	W, 28-14	
5.	235	Andy Boyce	vs. New Mex., 10/27/90	W, 55-31	

RECEIVING YARDS BY A TIGHT END

Career			
1.	2,901	Dennis Pitta	2004, 07-09
2.	2,484	Gordon Hudson	1980-83
3.	2,367	Chris Smith	1988-90
4.	1,763	Itula Mili	1994-96
5.	1,742	Jonny Harline	2004-06
6.	1,719	Matt Bushman	2017-present
7.	1,691	Clay Brown	1977-80
8.	1,376	Chad Lewis	1993-96
9.	1,244	Darren Handley	1986-88
10.	1,231	Trevor Molini	1985-86

Season			
1.	1,156	Chris Smith	1990
2.	1,090	Chris Smith	1989
3.	1,083	Dennis Pitta	2008
4.	1,023	David Mills	1984
5.	1,009	Clay Brown	1980

RECEPTIONS BY A TIGHT END

Career			
1.	221	Dennis Pitta	2004, 07-09
2.	178	Gordon Hudson	1981-83
3.	137	Chris Smith	1987-1990
4.	125	Matt Bushman	2017-present
4.	125	Itula Mili	1991,94-96

Season			
1.	83	Dennis Pitta	2008
2.	68	Chris Smith	1990
3.	67	Gordon Hudson	1982
	67	Gordon Hudson	1981
5.	63	Jonny Harline	2005
	63	Trevor Molini	1990
7.	62	Dennis Pitta	2009
8.	60	Chris Smith	1989
	60	David Mills	1984
10.	59	Dennis Pitta	2007

RECEPTIONS

Career			
1.	260	Cody Hoffman	2010-13
2.	221	Dennis Pitta	2004, 07-09
3.	215	Austin Collie	2004, 07-08
4.	204	Matt Bellini	1987-90
5.	189	Margin Hooks	1997-00
6.	183	Phil Odle	1965-67
7.	178	Gordon Hudson	1981-83
8.	166	Reno (Junior) Mahe	1998, 01-02
9.	162	Eric Drage	1990-93

10.	157	Curtis Brown	2002, 04-06
Top active player:			
T19.	125	Matt Bushman	
Season			
1.	106	Austin Collie	2008
2.	100	Cody Hoffman	2012
	100	Jay Miller	1973
4.	91	Reno Mahe	2001
5.	83	Dennis Pitta	2008
6.	79	Andy Boyce	1990
7.	77	Phil Odle	1967
8.	73	Mitch Mathews	2014
9.	68	Chris Smith	1990
10.	67	Gordon Hudson	1981
	67	Gordon Hudson	1982

Game					
1.	22	Jay Miller	at New Mexico, 11/3/73	W, 21-7	
2.	16	Mitch Mathews	vs. Nevada, 10/18/14	L, 42-35	
3.	14	Reno Mahe	at Hawaii, 12/8/01	L, 72-45	
	14	Phil Odle	vs. UTEP, 11/5/66	W, 53-33	
	14	Jay Miller	vs. ASU, 10/20/1973	L, 52-12	
5.	13	Three tied with 13			

RECEIVING TOUCHDOWNS

Career			
1.	33	Cody Hoffman	2010-13
2.	30	Austin Collie	2004, 07-08
3.	29	Eric Drage	1990-93
4.	25	Phil Odle	1965-67
5.	24	Mitch Mathews	2012-15
6.	23	Mark Bellini	1982-86
	23	Glen Kozlowski	1981, 83-85
8.	22	Gordon Hudson	1981-83
9.	21	Dennis Pitta	2004,07-09
	21	Mike Chronister	1976-78

Top active player:			
T43.	9	Matt Bushman	
Season			
1.	15	Austin Collie	2008
	15	Clay Brown	1980
3.	14	Mark Bellini	1985
4.	13	Andy Boyce	1990
5.	12	Jonny Harline	2006
	12	Eric Drage	1992
7.	11	Cody Hoffman	2012
	11	Glen Kozlowski	1984
	11	Mitch Mathews	2015
	11	Kirk Pendleton	1983
	11	Phil Odle	1965
	11	Mike Chronister	1977

Game					
1.	5	Cody Hoffman	at New Mex. St., 11/24/12	W, 50-14	
2.	4	Luke Ashworth	at Colo. St., 11/13/10	W, 49-10	
	4	Kirk Pendleton	vs. New Mex, 10/15/83	W, 66-21	
	4	John VanderWouden	vs. Colo. St., 9/18/76	W, 42-18	
5.	3	Thirteen players tied with 3			

100-YARD RECEIVING GAMES

Career			
1.	18	Cody Hoffman	2010-13
2.	17	Austin Collie	2004, 07-08
3.	12	Eric Drage	1990-93
4.	11	Chris Smith	1988-90
5.	10	Three players tied with 10	
Season			
1.	11	Austin Collie	2008
2.	8	Cody Hoffman	2012
3.	7	Margin Hooks	1999
4.	6	Three players tied with 6	

INDIVIDUAL RUSHING

RUSHING YARDS

Career			
1.	3,901	Jamaal Williams	2012-16
2.	3,455	Harvey Unga	2006-09
3.	3,221	Curtis Brown	2002, 04-06
4.	2,970	Jamal Willis	1991-94
5.	2,815	Taysom Hill	2012-16
6.	2,710	Lakei Heimuli	1983-86
7.	2,663	Jeff Blanc	1973-75
8.	2,493	Luke Staley	1999-02
9.	2,392	Pete Van Valkenburg	1969-72
10.	2,376	John Ogden	1964-66
Top active player			
48.	781	Lopini Katoa	

Season			
1.	1,582	Luke Staley	2001
2.	1,386	Pete Van Valkenburg	1972
3.	1,375	Jamaal Williams	2016
4.	1,344	Taysom Hill	2013
5.	1,307	Ronney Jenkins	1998
6.	1,233	Jamaal Williams	2013
7.	1,227	Harvey Unga	2007
8.	1,132	Harvey Unga	2008
9.	1,123	Curtis Brown	2005
10.	1,087	Harvey Unga	2009
11.	1,042	Jamal Willis	1994
12.	1,039	Eldon Fortie	1962
13.	1,010	Curtis Brown	2006
14.	1,004	Jamal Willis	1992
		Brian McKenzie	1997

Game					
1.	286	Jamaal Williams	vs. Toledo 10/30/16	W, 55-53	
2.	272	Eldon Fortie	vs. George Wash. 9/29/62	L, 13-12	
3.	259	Taysom Hill	vs. Texas, 9/7/13	W, 40-21	
4.	250	Ronney Jenkins	vs. San Jose State 10/24/1998	W, 46-43	
5.	247	Pete Van Valkenburg	at Long Beach St., 10/7/72	W, 38-27	

RUSHING ATTEMPTS

Career			
1.	726	Jamaal Williams	2012-16
2.	696	Harvey Unga	2006-09
3.	641	Curtis Brown	2002, 04-06
4.	625	Jeff Blanc	1973-75
5.	605	Lakei Heimuli	1983-86
6.	584	Jamal Willis	1991-94
7.	535	John Ogden	1964-66
8.	534	Taysom Hill	2012-16
9.	456	Pete Van Valkenburg	1969-72
10.	419	Luke Staley	1999-02
Top active player			
63.	161	Lopini Katoa	

Season			
1.	252	Ronney Jenkins	1998
2.	246	Taysom Hill	2013
3.	244	Harvey Unga	2007
4.	240	Harvey Unga	2008
5.	234	Jamaal Williams	2016
6.	232	Pete Van Valkenburg	1972
7.	230	Lakei Heimuli	1986
8.	218	Brian McKenzie	1997
9.	217	Jamaal Williams	2013
10.	216	Jeff Blanc	1975



Game

1. 37 Pete Van Valkenburg at Utah 11/18/72 W, 16-7
2. 36 Jeff Blanc vs. Wyoming, 10/9/76 L, 34-29
- 36 Pete Van Valkenburg vs. USU, 10/24/70 W, 27-20
4. 35 Pete Van Valkenburg at New Mex, 11/25/72 W, 21-7
5. 34 Three tied with 34

MOST RUSHING TOUCHDOWNS

Career

1. 41 Luke Staley 1999-01
2. 36 Harvey Unga 2006-09
3. 35 Jamaal Williams 2012-16
4. 35 Jamal Willis 1991-94
5. 32 Taysom Hill 2012-16
6. 31 Curtis Brown 2002, 04-06
7. 30 Lakei Heimuli 1983-86
8. 29 Waymon Hamilton 1980-83
9. 24 Pete Van Valkenburg 1969-1972
- 24 Ronney Jenkins 1996-1998

Top active players

32. 12 Lopini Katoa

Season

1. 24 Luke Staley 2001
2. 14 Curtis Brown 2005
- 14 Lakei Heimuli 1985
- 14 Waymon Hamilton 1981
- 14 Eldon Fortie 1962
6. 13 Harvey Unga 2007
- 13 Ronney Jenkins 1972
8. 12 Jamaal Williams 2016
- 12 Pete Van Valkenburg 1972
- 12 Jamal Willis 1994
- 12 Brian McKenzie 1997
- 12 Jamaal Williams 2012

Game

1. 5 Jamaal Williams vs. Toledo, 9/30/16 W 55-53
- 5 Luke Staley vs. Colorado State, 11/1/01 W, 56-34
- 5 Eric Lane at Utah State, 10/13/79 W, 48-24
4. 4 Lopini Katoa vs. New Mex St. 11/17/18 W, 45-10
- 4 Ronney Jenkins vs. SJSU, 10/24/1998 W, 46-43
- 4 John Ogden vs. Western Mich., 11/14/64 W, 43-8
- 4 Dick Felt at SJSU, 11/8/52 L, 44-27

100-YARD RUSHING GAMES

Career

1. 16 Jamaal Williams 2012-16
2. 15 Harvey Unga 2006-09
- 15 Curtis Brown 2002, 04-06
3. 10 Luke Staley 1999-01
- 10 Jamal Willis 1991-94
- 10 John Ogden 1964-66

Season

1. 9 Luke Staley 2001
2. 7 Harvey Unga 2007
3. 6 Five players tied with 6

MOST YARDS PER CARRY

Career

- Min. 250 att (Att.-Yds)
1. 5.95 Luke Staley 1999-2002 (419-2493)
 2. 5.52 Peter Tuipulotu 1987-1991 (277-1528)
 3. 5.37 Jamaal Williams 2012-2016 (726-3901)
 4. 5.37 Ronney Jenkins 1996-1998 (380-2040)
 5. 5.27 Taysom Hill 2012-2016 (534-2815)
 6. 5.25 Pete Van Valkenburg 1969-1972 (456-2392)
 7. 5.22 Kalin Hall 1992-1993 (251-1309)
 8. 5.16 Jamal Willis 1991-1994 (576-2970)
 9. 5.11 JJ Di Luigi 2008-2011 (352-1797)
 10. 5.08 Brian McKenzie 1996-1997 (385-1954)

Season

- Min. 100 att (Att-Yds)
1. 8.03 Luke Staley 2001 (197-1582)
 2. 6.91 Weldon Jackson 1958 (101-698)
 3. 6.26 Casey Tiumalu 1983 (134-839)
 4. 6.05 Casey Tiumalu 1982 (110-665)
 5. 5.97 Pete Van Valkenburg 1972 (232-1386)
 6. 5.92 Squally Canada 2017 (120-710)
 7. 5.88 Jamaal Williams 2016 (234-1375)
 8. 5.77 Eldon Fortie 1962 (199-1149)
 9. 5.73 Ronney Jenkins 1996 (128-733)
 10. 5.69 Brian McKenzie 1996 (167-950)

LONGEST RUN FROM SCRIMMAGE

- 95 Reynaldo Brathwaite vs. SDSU, 10/4/03 W, 44-36
- 93 Weldon Jackson vs. Fresno St., 9/20/1958 W, 29-7

LONGEST SCORING RUN

- 95 Reynaldo Brathwaite vs. SDSU, 10/4/03 W, 44-36
- 93 Weldon Jackson vs. Fresno St., 9/20/1958 W, 29-7

CONSECUTIVE 1,000 YARD RUSHING SEASONS

- 3 Harvey Unga 2006-09

SCORING

MOST POINTS SCORED

Career

1. 334 Mitch Payne 2007-10
2. 333 Owen Pochman 1997-00
3. 312 Matt Payne 2001-04
4. 290 Luke Staley 1999-01
5. 272 Harvey Unga 2006-09

Top active player:

- 98 Jake Oldroyd

Season

1. 170 Luke Staley 2001
2. 123 Ethan Pochman 1996
3. 109 Matt Payne 2001
4. 108 Justin Sorensen 2013
5. 102 Harvey Unga 2007

Game

1. 30 Jamaal Williams vs. Toledo, 9/30/16 W, 55-53
- 30 Cody Hoffman at New Mexico St., 11/24/12 W, 50-14
- 30 Luke Staley vs. Colorado St., 11/1/01 W, 56-34
- 30 Luke Staley vs. Utah St., 10/5/01 W, 54-34
- 30 Ronney Jenkins vs. San Jose St., 10/24/1998 W, 46-43
- 30 Eric Lane at Utah St., 10/13/79 W, 48-24

MOST TOTAL TOUCHDOWNS

Career

1. 48 Luke Staley 41 run, 7 rec 1999-2001
2. 45 Harvey Unga 36 run, 9 rec 2006-09
3. 40 Jamal Willis 35 run, 5 rec 1991-94
4. 36 Jamaal Williams 35 run, 1 rec 2012-16
- 36 Curtis Brown 31 run, 5 rec 2002, 04-06

Top active player:

- 14 Lopini Katoa 12 run, 2 rec

Season

1. 28 Luke Staley 24 run, 4 rec 2001
2. 17 Harvey Unga 13 run 4 rec 2007
3. 16 Curtis Brown 14 run, 2 rec 2005
- 16 Waymon Hamilton 14 run, 2 rec 1981
5. 15 Five players tied with 5

Game

1. 5 Jamaal Williams vs. Toledo 9/30/16 W 55-53
- 5 Cody Hoffman at New Mex St. 11/24/12 W, 50-14
- 5 Luke Staley vs. Colorado St., 11/1/01 W, 56-34
- 5 Luke Staley vs. Utah St., 10/5/01 W, 54-34

- 5 Ronney Jenkins vs. SJSU, 10/24/1998 W, 46-43
- 5 Eric Lane at Utah St., 10/13/79 W, 48-24

MOST TOUCHDOWNS RESPONSIBLE FOR

Career

1. 135 Ty Detmer 1988-91
2. 101 Max Hall 2007-09
3. 94 Jim McMahon 1977-81
4. 88 John Beck 2003-06
5. 75 Taysom Hill 2012-16

Top active player:

- 28 Zach Wilson

Season

1. 53 Jim McMahon 1980

Game

- 8 Jim McMahon vs. Utah State, 10/18/80 W, 70-46
- Marc Wilson at Colorado State, 10/15/77 W, 63-17

MOST POINTS KICKING

Career

1. 334 Mitch Payne 2007-10
2. 333 Owen Pochman 1997-00
3. 312 Matt Payne 2001-04
4. 251 Justin Sorensen 2008, 11-13
5. 243 Kurt Gunther 1980-82
6. 243 Trevor Samson 2013-15
7. 192 Jared McLaughlin 2005-06
8. 188 Lee Johnson 1980-84
9. 169 Leonard Chitty 1986-87
10. 166 Earl Kauffman 1988-91

Season

1. 123 Ethan Pochman 1996
2. 109 Matt Payne 2001
3. 108 Justin Sorensen 2013
4. 101 Owen Pochman 1998
5. 100 Jared McLaughlin 2006
6. 98 Trevor Samson 2014
7. 94 Trevor Samson 2015
8. 93 Justin Sorensen 2011
9. 91 Earl Kauffman 1990
10. 90 Rhett Almond 2016
- 90 Owen Pochman 1999

Game

1. 17 Owen Pochman vs. UNLV, 10/23/99 W, 29-0
2. 16 Joe Liljenquist vs. Colorado St., 9/20/69 W, 22-20

SPECIAL TEAMS

FIELD GOALS MADE

Career

1. 66 Owen Pochman 1997-00
2. 54 Matt Payne 2001-04
3. 47 Mitch Payne 2007-10
4. 43 Justin Sorensen 2008, 11-13
5. 34 Leonard Chitty 1986-87
6. 30 Rhett Almond 2012, 15-18
7. 28 Jared McLaughlin 2005-06
8. 27 Kurt Gunther 1980-82
9. 26 Trevor Samson 2013-15
10. 25 David Lauder 1992, 94

Season

1. 21 Justin Sorensen 2013
2. 20 Owen Pochman 1998
- 20 Ethan Pochman 1996
4. 19 Owen Pochman 2000
5. 18 Owen Pochman 1999
- 18 Leonard Chitty 1987
7. 17 Rhett Almond 2016

	17	Mitch Payne	2010
9.	16	Jake Oldroyd	2019
	16	Leonard Chitty	1986
Game			
	1. 5	Owen Pochman	at UNLV, 10/23/99 W, 29-0
	5	Joe Liljenquist	vs. Colorado St., 9/20/69 W, 22-20
	3. 4	Six players tied with 4	

FIELD GOALS ATTEMPTED

Career			
1.	91	Owen Pochman	1997-00
2.	73	Matt Payne	2001-04
3.	66	Justin Sorensen	2008, 11-13
4.	63	Mitch Payne	2007-10
5.	49	Joe Liljenquist	1969-71
6.	48	Dev Duke	1973-77
7.	47	Kurt Gunther	1980-82
	47	Leonard Chitty	1986-87
9.	40	Rhett Almond	2012, 2015-18
	40	Lee Johnson	1980-84
	40	Dave Taylor	1975-80

Season			
1.	29	Dave Taylor	1976
2.	28	Ethan Pochman	1996
3.	27	Owen Pochman	1998
4.	26	Justin Sorensen	2013
	26	Leonard Chitty	1987
6.	25	Owen Pochman	1999
	25	Justin Sorensen	2011
8.	24	Jake Oldroyd	2019
	24	Owen Pochman	2000
10.	23	Lee Johnson	1983

Game			
	1. 6	Joe Liljenquest	vs. Colorado State, 9/20/69 W, 22-20

FIELD GOAL PERCENTAGE

Minimum 2 seasons played			
Career			
1.	83.9	Trevor Samson	2013-15
2.	75.7	Jared McLaughlin	2005-06
3.	75.0	Rhett Almond	2012, 2015-18
4.	74.6	Mitch Payne	2007-10
5.	74.0	Matt Payne	2001-04
6.	72.5	Owen Pochman	1997-00
7.	72.3	Leonard Chitty	1986-87
8.	71.4	Ethan Pochman	1996
9.	67.9	Jake Oldroyd	2016, 19
10.	65.8	David Lauder	1992, 94

Season			
1.	85.7	Trevor Samson	2014
2.	82.4	Trevor Samson	2015
3.	81.3	Matt Payne	2002
4.	81.0	Rhett Almond	2016
	81.0	Mitch Payne	2010
6.	80.7	Justin Sorensen	2013
7.	80.0	Earl Kauffmann	1990
8.	79.2	Owen Pochman	2000
9.	77.8	Jared McLaughlin	2006
	77.8	Matt Payne	2003

Game			
	100%	Owen Pochman	5 of 5 at UNLV, 10/23/99 W, 29-0

PATs MADE

Career			
1.	193	Mitch Payne	2007-10
2.	162	Kurt Gunther	1980-82
3.	150	Matt Payne	2001-04
4.	135	Owen Pochman	1997-2000
5.	122	Justin Sorensen	2008, 11-13

6.	114	Trevor Samson	2013-15
7.	104	Jared McLaughlin	2005-06
8.	97	Lee Johnson	1980-84
9.	96	Earl Kauffman	1988-91
10.	94	Dev Duke	1973-77

Season			
1.	73	Matt Payne	2001
2.	64	Kurt Gunther	1980
3.	63	Ethan Pochman	1996
4.	62	Trevor Samson	2014
5.	59	Mitch Payne	2009
6.	58	Jared McLaughlin	2006
7.	57	Kurt Gunther	1981
8.	55	Earl Kauffman	1990
9.	54	Mitch Payne	2008
10.	53	Jason Chaffetz	1989

Game			
	1. 10	Matt Payne	vs. Tulane, 8/25/01 W, 70-35
	10	Jason Chaffetz	vs. Utah, 11/18/89 W, 70-31
	10	Trevor Samson	vs. Wagner, 10/24/15 W, 70-6
	4. 9	Six players with 9	

PATs ATTEMPTED

Career			
1.	201	Mitch Payne	2007-10
2.	179	Kurt Gunther	1980-82
3.	157	Matt Payne	2001-04
4.	139	Owen Pochman	1997-00
5.	125	Justin Sorensen	2008, 11-13
6.	118	Trevor Samson	2013-15
7.	113	Dev Duke	1973-77
8.	94	Jason Chaffetz	1986-89
9.	90	Brent Johnson	1976-79
10.	82	David Lauder	1992, 94

Season			
1.	76	Matt Payne	2001
2.	71	Kurt Gunther	1980
3.	65	Ethan Pochman	1996
4.	63	Trevor Samson	2014
	63	Kurt Gunther	1981
6.	62	Jared McLaughlin	2006
7.	61	Mitch Payne	2009
8.	59	Earl Kauffman	1990
9.	56	Mitch Payne	2008
	56	Jason Chaffetz	1989
	56	Brent Johnson	1979

Game			
	10	Three players	

PAT PERCENTAGE

Career - Minimum of Two Seasons Played			
1.	97.6	Justin Sorensen	2008, 11-13
2.	97.56	David Lauder	1992,1994
3.	97.10	Owen Pochman	1997-00
4.	96.83	Rhett Almond	2015-18
5.	96.6	Trevor Samson	2014-15
6.	96.0	Mitch Payne	2007-10
7.	95.54	Matt Payne	2001-04
8.	95.52	Leonard Chitty	1986-87
9.	94.68	Jason Chaffetz	1986-89
10.	94.55	Jared McLaughlin	2005-06

Season			
1.	100%	Four times (Owen Pochman 2000, Matt Payne 2003, Justin Sorensen 2011, 13)	

CONSECUTIVE PATS MADE

Career			
1.	70	Justin Sorensen 2007-10	

Season			
1.	61	Ethan Pochman 1996	
Game			
1.	10	Matt Payne	vs. Tulsa, 8/25/01 W, 70-35
	10	Jason Chaffetz	vs. Utah, 11/18/89 W, 70-31
	10	Trevor Samson	vs. Wagner, 10/24/15 W, 70-6

LONGEST KICKS

LONGEST FIELD GOAL MADE			
1.	56	Owen Pochman	vs. New Mex, 11/18/00 W, 37-13
2.	54	Jake Oldyord	vs. Washington, 9/21/19L 45-19
3.	53	Matt Payne	at Air Force, 10/23/04 W, 41-24
	53	Matt Payne	vs. Notre Dame, 9/4/04 W, 20-17
	53	Matt Payne	at USC, 9/6/03 L, 35-18
	53	Jared McLaughlin	at Air Force, 10/28/06 W, 33-14
	53	Dennis Patera	at Utah St., 11/4/67 L, 30-9
4.	52	Matt Payne	at Colo. St., 10/2/04 W, 31-21
	52	Matt Payne	at USC, 9/6/03 L, 35-18
	52	Matt Payne	vs. New Mex, 11/16/02 L, 20-16
	52	Leonard Chitty	at New Mex, 9/26/87 W 45-25
	52	Brent Johnson	at Utah, 11/18/78 L, 23-22

LONGEST PUNT			
1.	81	Scott Arellano	at M. Tenn., 11/1/14 W, 27-7
2.	80	Lee Johnson	at Wyoming, 10/8/83 W, 41-10
3.	79	Matt Payne	vs. USC, 9/18/04 L, 42-10
	79	Ben Lavery	vs. Pacific, 11/26/66 W, 38-0
5.	78	Bill Wright	at Wyoming, 10/21/61 L, 36-8
6.	77	Jonny Linehan	at Nebraska, 9/5/15 W, 33-28
7.	76	Matt Payne	vs. SDSU, 11/2/02 W, 34-10
8.	75	CJ Santiago	at New Mexico, 9/29/07 W, 31-24
	75	Joe Liljenquist	at Colo. St. 11/7/70 L, 26-9
10.	74	JD Hartsfield	vs. UNLV, 10/10/98 W, 38-14
	74	Earl Kauffman	vs. Wyoming, 10/7/89 W, 36-20

MOST PUNTS

Career			
1.	204	Alan Boardman	1993-96
2.	201	Richard Adams	1967-69
3.	198	Riley Stephenson	2009-12
4.	192	Matt Payne	2001-04
5.	180	Patrick Thompson	1985-88
6.	178	Jonny Linehan	2015-17
7.	161	Mark Giles	1973-75
8.	149	Scott Arellano	2013-14
9.	133	Earl Kauffman	1988-91
10.	130	J.D. Hartsfield	1997-98
Season			
1.	83	Richard Adams	1969
2.	81	Richard Adams	1968
3.	80	Scott Arellano	2013
4.	78	Matt Payne	2003
5.	72	Patrick Thompson	1987
6.	69	Scott Arellano	2014
7.	67	Aaron Edmonds	2000
8.	66	Doug Coon	1972
9.	65	J.D. Hartsfield	1997
	65	J.D. Hartsfield	1998

Game			
	1. 15	Rich Adams	at Iowa State, 9/27/1969 L, 10-0
	2. 13	Dave Coon	vs. Arizona St., 10/21/1972 L, 49-17
	3. 12	Pat Thompson	at SDSU, 11/29/1986 L, 10-3
	12	Rich Adams	vs. Wyoming, 10/12/1968 L, 20-17
	12	Rich Adams	at Wyoming, 10/12/1967 L, 26-10
	12	Ben Lavery	at Oregon, 10/2/1965 L, 27-14

BEST PUNTING AVERAGE

Career-Minimum of 80 punts			
1.	46.9	Lee Johnson	1980-84
2.	45.4	Matt Payne	2001-04
3.	43.4	Jesse Sowards	1997-99
4.	43.3	Riley Stephenson	2009-12



5.	42.9	Gary Dunn	1958-59
6.	42.87	Patrick Thompson	1985-88
7.	42.85	Scott Arellano	2013-14
8.	42.7	Jonny Linehan	2015-17
9.	42.3	Alan Boardman	1993-96
10.	42.0	Mike Mees	1979-82

Season-Minimum of 40 punts

1.	50.63	Lee Johnson	1983
2.	47.59	Matt Payne	2002
3.	47.04	Riley Stephenson	2012
4.	45.63	Mike Mees	1982
5.	45.49	Lee Johnson	1984
6.	45.35	Clay Brown	1979
7.	45.29	Matt Payne	2004
8.	45.01	Scott Arellano	2014
9.	44.82	Gary Dunn	1959
10.	44.80	Patrick Thompson	1988

RETURNS

MOST YARDS ON PUNT RETURNS

Career

1.	1,312	Vai Sikahema	1980, 83-85
2.	1,230	John Betham	1972-74
3.	1,079	Chris Farasopoulos	1968-70
4.	1,003	Kent Oborn	1964-66
5.	856	JD Falslev	2010-13
6.	790	James Dye	1995-1996
7.	699	Mike O'Brien	1985-1988
8.	628	Golden Richards	1970-1971
9.	520	Dave Francis	1978-1980
10.	494	Mike Rigell	1998,2000-2001

Season

1.	624	Golden Richards	1971
2.	554	John Betham	1973
3.	514	Chris Farasopoulos	1969
4.	472	Vai Sikahema	1984
5.	441	Vai Sikahema	1985
6.	438	James Dye	1995
7.	418	Mike O'Brien	1986
8.	393	Kent Oborn	1966
9.	379	John Betham	1974
10.	377	Vai Sikahema	1981

Game

1.	219	Golden Richards	at North Texas, 9/10/71	W, 41-13
----	-----	-----------------	-------------------------	----------

MOST PUNT RETURNS

Career

1.	153	Vai Sikahema	1980-85
2.	108	John Betham	1972-74
3.	95	Mike O'Brien	1985-88
4.	89	JD Falslev	2010-13
5.	78	Kent Oborn	1964-66
6.	71	Chris Farasopoulos	1968-70
7.	65	Mike Rigell	1998,00-01
8.	64	Mike Johnston	1992-95
9.	62	Dave Francis	1978-80
10.	57	Jaron Dabney	1997-99

Season

1.	54	Vai Sikahema	1985
2.	51	Vai Sikahema	1984
3.	50	Mike O'Brien	1986
4.	44	Vai Sikahema	1981
5.	40	John Betham	1973
6.	37	Dave Francis	1979
7.	37	John Betham	1972
8.	36	Mike Rigell	2001
9.	36	Mike O'Brien	1987
10.	35	Chris Farasopoulos	1969

Game

1.	8	Don Bushore	at Pepperdine, 11/26/49	L, 28-14
2.	8	Vai Sikahema	at New Mexico, 10/19/85	W, 45-23
3.	8	Bill Nelson	vs. Colorado St., 11/23/63	W, 24-20
4.	7	Kent Oborn	vs. Utah, 11/12/66	W, 35-13
5.	7	Kent Oborn	vs. Pacific, 11/16/66	W, 38-0
6.	7	Golden Richards	vs. Arizona, 11/13/71	L, 27-14

BEST AVERAGE PUNT RETURN

Minimum 25 returns for a career and 10 for a season

Career

1.	19.8	James Dye	1995-96
2.	17.1	Golden Richards	1970-71
3.	15.2	Chris Farasopoulos	1968-70
4.	12.9	Kent Oborn	1964-66
5.	11.4	John Betham	1972-74
6.	11.1	Brad Clark	1989-92
7.	10.2	Ken Call	1967-68
8.	9.6	JD Falslev	2010-13
9.	9.4	Nathan Meikle	2005-06
10.	9.0	Homer Jones	1979-80

Season

1.	21.9	James Dye	1995
2.	19.5	Chris Farasopoulos	1968
3.	18.9	Golden Richards	1971
4.	17.6	James Dye	1996
5.	15.7	Ken Call	1967
6.	15.5	Chris Farasopoulos	1969
7.	15.3	Jack Sanders	1967
8.	13.9	John Betham	1973
9.	13.5	Brad Clark	1991
10.	13.4	Chris Farasopoulos	1970

MOST TOUCHDOWNS ON PUNT RETURNS

Career

1.	4	James Dye	1995-96
2.	4	Golden Richards	1970-71
3.	3	Vai Sikahema	1980-85
4.	2	JD Falslev	2010-13
5.	2	John Betham	1972-74

Season

1.	4	Golden Richards	1971
2.	2	James Dye	1996
3.	2	James Dye	1995
4.	2	Vai Sikahema	1985
5.	1	12 players tied with 1	

Game

1.	2	Golden Richards	at North Texas, 9/10/71	W, 41-13
----	---	-----------------	-------------------------	----------

LONGEST PUNT RETURNS

1.	94	Kent Oborn	at Arizona, 11/20/65	W, 20-3
2.	92	Chris Farasopoulos	at UTEP, 10/25/69	L, 30-7
3.	90	James Dye	vs. Wyoming, 10/21/95	W, 23-20
4.	89	Vai Sikahema	vs. Tulsa, 9/15/84	W, 38-15
5.	84	James Dye	vs. SDSU, 9/16/95	W, 31-19
6.	83	Jaron Dabney	vs. Hawaii, 10/18/97	W, 17-3
7.	82	Brad Clark	vs. UTEP, 10/12/91	W, 31-29
8.	81	Hal Lewis	at Colorado St., 10/4/58	L, 32-6
9.	79	James Dye	at Utah State, 10/4/96	W, 45-17
10.	77	McKay Jacobson	vs. Wyoming, 11/9/06	W, 55-7
11.	75	James Dye	vs. Tulsa, 11/4/95	W, 45-35

LONGEST PUNT RETURN TOUCHDOWNS

1.	94	Kent Oborn	at Arizona, 11/20/65	W, 20-3
2.	92	Chris Farasopoulos	at UTEP, 10/25/69	L, 30-7
3.	90	James Dye	vs. Wyoming, 10/21/95	W, 23-20
4.	89	Vai Sikahema	vs. Tulsa, 9/15/84	W, 38-15
5.	84	James Dye	vs. SDSU, 9/16/95	W, 31-19
6.	83	Jaron Dabney	vs. Hawaii, 10/18/97	W, 17-3

6.	82	Brad Clark	vs. UTEP, 10/12/91	W, 31-29
7.	81	Hal Lewis	at Colorado St., 10/4/58	L, 32-6
8.	79	James Dye	at Utah State, 10/4/96	W, 45-17
9.	77	McKay Jacobson	vs. Wyoming, 11/9/06	W, 55-7
10.	74	Kent Oborn	at Utah, 11/12/66	W, 35-13

KICKOFF RETURN YARDS

Career

1.	1,625	Mike Rigell	1998, 2000-01
2.	1,611	O'Neill Chambers	2008-10
3.	1,391	Chris Farasopoulos	1968-70
4.	1,383	Adam Hine	2012-15
5.	1,331	Cody Hoffman	2010-13
6.	1,277	Austin Collie	2004,07-08
7.	1,051	Eric Mortensen	1988-91
8.	992	Jaron Dabney	1997-99
9.	973	Vai Sikahema	1980-83, 85
10.	945	Mike O'Brien	1985-88

Season

1.	879	Cody Hoffman	2011
2.	865	Mike Rigell	2001
3.	843	Adam Hine	2013
4.	809	O'Neill Chambers	2008
5.	723	Austin Collie	2007
6.	649	Chris Farasopoulos	1970
7.	638	Jaron Dabney	1997
8.	617	Mike Rigell	1998
9.	579	Homer Jones	1979
10.	568	Tyler Anderson	1993

Game

1.	237	Austin Collie	at Tulsa, 9/15/07	L, 55-47
----	-----	---------------	-------------------	----------

TOTAL KICK RETURNS

Career

1.	69	O'Neill Chambers	2008-10
2.	65	Mike Rigell	1998, 00-01
3.	53	Adam Hine	2012-15
4.	53	Cody Hoffman	2010-13
5.	51	Chris Farasopoulos	1968-70
6.	49	Austin Collie	2004,07-08
7.	49	Eric Mortensen	1988-1991
8.	42	Vai Sikahema	1980-83, 85
9.	42	Mike O'Brien	1985-88
10.	41	Jaron Dabney	1997-99

Season

1.	36	Cody Hoffman	2011
2.	35	O'Neill Chambers	2008
3.	33	Mike Rigell	2001
4.	31	Adam Hine	2013
5.	28	Austin Collie	2007
6.	28	Breyon Jones	2005
7.	26	Chris Farasopoulos	1970
8.	26	Jaron Dabney	1997
9.	26	Dave Lowry	1976
10.	24	Paul Peterson	2000

Game

1.	8	Aleva Hifo	vs. Toledo 9/30/16	W 55-53
2.	8	Cody Hoffman	vs. Utah, 10/17/11	L, 54-10
3.	8	Austin Collie	at Tulsa, 9/15/2007	L, 55-47

KICKOFF RETURN AVERAGE

Minimum 20 returns for a career and 10 for a season

Career

1.	27.3	Chris Farasopoulos	1968-70
2.	26.09	Adam Hine	2012-15
3.	26.06	Austin Collie	2004, 07-08
4.	25.7	James Dye	1995-96
5.	25.1	Cody Hoffman	2010-13

Season

1.	40.1	Paul Allen	1961
2.	38.4	Stacey Corley	1989

3.	32.2	Chris Farasopoulos	1969
4.	29.9	Tyler Anderson	1993
5.	29.8	Pete Van Valkenburg	1972
6.	29.5	John Greene	1965
7.	28.4	Eric Mortensen	1988
8.	28.3	David Christensen	2002
9.	27.9	Ronney Jenkins	1996
10.	27.5	Austin Collie	2008
11.	27.2	Adam Hiné	2013
12.	27.2	JD Falslev	2012
13.	27.1	Cody Hoffman	2010
14.	26.9	Tim Nowatzke	1993
15.	26.8	Mike Rigell	1998

LONGEST KICKOFF RETURN TOUCHDOWNS

1.	100	Eric Mortensen	vs. Utah St., 9/30/88	W, 38-3
	100	James Dye	vs. UTEP, 11/2/96	W, 40-18
	100	Tyler Anderson	at Utah St., 10/30/93	L, 58-56
	100	John Betham	vs. Utah, 11/23/74	W, 48-20
5.	99	Adam Hiné	vs. Virginia, 9/20/14	W, 41-33
	99	Stacey Corley	vs. Air Force, 11/11/89	W, 44-35
7.	97	Chris Farasopoulos	vs. Arizona, 11/1/69	W, 31-21
8.	96	Mike Rigell	at Hawaii, 10/17/98	W, 31-9
9.	94	Robert Parker	at Washington, 9/20/86	L, 52-21
10.	93	Cody Hoffman	vs. UCF, 9/23/11	W, 24-17
	93	Pete Van Valkenburg	at New Mex., 11/25/72	W, 21-7
	93	Paul Allen	vs. Utah State, 11/4/61	L, 31-8
13.	92	Paul Allen	at North Tex. St., 9/30/61	L, 41-30
	92	Phil Brady	vs. Utah, 10/13/62	L,35-20
15.	85	Stacey Corley	vs. Air Force, 11/11/89	W, 44-35
16.	81	John Greene	vs. SJSU, 10/8/65	W, 34-7
17.	79	Tony Crutchfield	at Air Force, 11/12/88	W, 49-31

COMBINED RETURN YARDS

Career			
1.	2,470	Chris Farasopoulos	1968-70
2.	2,285	Vai Sikahema	1980-85
3.	2,119	Mike Rigell	1998, 2000-01
4.	2,053	John Betham	1972-74
5.	1,847	O'Neill Chambers	2008-10
6.	1,745	Kent Oborn	1964-66
7.	1,644	Mike O'Brien	1984-88
8.	1,426	Jaron Dabney	1997-99
9.	1,400	Cody Hoffman	2009-13
10.	1,380	James Dye	1995-96

Season			
1.	1,164	Mike Rigell	2001
2.	1092	Golden Richards	1971
3.	1,075	Chris Farasopoulos	1969
4.	1,021	Chris Farasopoulos	1970
5.	910	Jaron Dabney	1997
6.	886	John Betham	1974
7.	879	Cody Hoffman	2011
8.	868	O'Neill Chambers	2008
9.	848	Vai Sikahema	1984
19.	843	Adam Hiné	2013

Game			
247	Golden Richards	at North Tex. St., 9/10/71	W, 41-13

MOST COMBINED RETURNS

Career			
1.	195	Vai Sikahema	1980-85
2.	142	John Betham	1972-74
3.	137	Mike O'Brien	1985-88
4.	130	Mike Rigell	1998, 2000-01
5.	122	Chris Farasopoulos	1968-70
6.	113	Kent Oborn	1964-66
7.	112	JD Falslev	2009-13
8.	106	O'Neill Chambers	2008-11
9.	98	Jaron Dabney	1997-99

10.	82	Bryce Mahuika	2004-08
-----	----	---------------	---------

Season			
1.	69	Mike Rigell	2001
2.	66	Vai Sikahema	1984
3.	64	Vai Sikahema	1985
4.	62	Mike O'Brien	1986
5.	58	Mike O'Brien	1987
6.	56	Golden Richards	1971
7.	55	Vai Sikahema	1981
8.	53	Chris Farasopoulos	1970
	53	Jaron Dabney	1997
10.	51	Chris Farasopoulos	1969
	51	John Betham	1974

Game			
10	Four players		

ALL-PURPOSE YARDS

Career			
1.	5,015	Cody Hoffman	2010-13
2.	4,996	Curtis Brown	2002, 04-06
3.	4,649	Austin Collie	2004, 07-08
4.	4,540	Harvey Unga	2006-09
5.	4,468	Jamaal Williams	2012-14, 16
Top active player:			
90.	1,390	Lopini Katoa	

Season			
1.	2,112	Austin Collie	2008
2.	2,004	Luke Staley	2001
3.	1,882	Harvey Unga	2007
4.	1,864	Curtis Brown	2006
5.	1,838	Pete Van Valkenburg	1972

Game			
1.	366	Austin Collie	at Tulsa, 9/15/2007 L, 55-47
2.	306	Pete Van Valkenburg	vs. Wyoming, 11/4/72 W, 33-14
3.	303	Eldon Fortie	vs. GW, 9/29/62 L, 13-12
4.	300	Luke Staley	vs. Utah St, 10/5/01 W, 54-34
5.	296	Tyler Anderson	at Utah St., 10/30/93 L, 58-56

DEFENSE

Only defensive statistics since 2000 are officially recognized by the NCAA

TOTAL TACKLES SINCE 2000

Career			
1.	330	Aaron Francisco	2001-04
2.	294	Cameron Jensen	2004-06
3.	275	David Nixon	2003, 06-08
4.	267	Paul Walkenhorst	2000-05
5.	262	Fred Warner	2014-17
Top active player:			
T39.	121	Zayne Anderson, Isaiah Kaufusi, Kavika Fonua	

Season			
1.	143	Uani 'Unga	2013
2.	118	Sione Takitaki	2018
3.	116	Aaron Francisco	2003
4.	113	Kelly Poppinga	2007
5.	110	Andrew Rich	2010

Game			
1.	19	Sione Takitaki	vs. Western Mich. 12/21/18 W, 49-18
	19	Butch Pau'u	vs. UCLA, 9/17/16 L 17-14
	19	Uani 'Unga	at Notre Dame, 11/23/13 L, 23-13
3.	17	Kelly Poppinga	vs. TCU, 11/8/07 W, 27-22
	17	Uani 'Unga	at Utah State, 10/4/13 W, 31-14
	17	Uani 'Unga	vs. Boise State, 10/25/13 W, 37-20
6.	16	Harvey Langi	vs. Wyoming, 12/21/2016 W 24-21
	16	Aaron Francisco	at Boise State, 9/24/04 L, 28-27
	16	Aaron Francisco	vs. USC, 9/18/04 L, 42-10

TACKLES

Career			
1.	408	Shad Hansen	1989-92
2.	394	Rod Wood	1976-78
3.	389	Larry Carr	1972-74
4.	382	Glenn Redd	1978-80
5.	371	Rocky Biegel	1988-91
Top active player:			
150.	121	Zayne Anderson, Isaiah Kaufusi, Kavika Fonua	

Season			
1.	193	Shad Hansen	1991
2.	192	Rocky Biegel	1991
3.	157	Rod Wood	1978
4.	149	Sid Smith	1975
5.	148	Glen Redd	1980
	148	Bob Davis	1988

Game			
1.	25	Dan Hansen	vs. New Mexico ,10/1/71 L, 14-0
2.	22	Derwin Gray	vs. Penn State, 9/21/91 L, 33-7
3.	21	Dan Hansen	at Colorado State, 11/7/70 L, 26-9
4.	20	Ted Nelson	vs. Arizona State, 10/17/70 L, 27-3
5.	19	Five players tied with 19	

SOLO TACKLES SINCE 2000

Career			
1.	167	Aaron Francisco	2001-04
2.	158	Fred Warner	2014-17
3.	153	Kyle Van Noy	2010-13
4.	150	Cameron Jensen	2004-06
5.	137	David Nixon	2003, 06-08
Top active player:			
T28.	81	Zayne Anderson	

Season			
1.	74	Sione Takitaki	2018
2.	64	Justin Ena	2001
3.	63	Andrew Rich	2010
4.	62	Uani 'Unga	2013
5.	57	Cameron Jensen	2006

Game			
1.	11	Butch Pau'u	vs. UCLA 9/17/16 L 17-14
2.	6	6 players tied with 10	

ASSISTED TACKLES SINCE 2000

Career			
1.	163	Aaron Francisco	2001-04
2.	144	Cameron Jensen	2004-06
3.	138	David Nixon	2003, 06-08
4.	137	Paul Walkenhorst	2000-05
5.	130	Brandon Ogletree	2009-12
Top active player:			
51	Kavika Fonua		

Season			
1.	81	Uani 'Unga	2013
2.	67	Kelly Poppinga	2007
3.	63	Aaron Francisco	2003
4.	60	Paul Walkenhorst	2002
5.	58	Matt Bauman	2008
	58	Jusitr Ena	2000

Game			
1.	14	Uani 'Unga	at Notre Dame, 11/23/13 L, 23-13
2.	13	Kelly Poppinga	vs. Colorado St., 11/3/07 W, 35-16
3.	12	Uani 'Unga	at Utah State, 10/4/13 W, 31-14
4.	11	Four players tied with 11	

TACKLES FOR LOSS SINCE 2000

Career			
1.	61.5	Kyle Van Noy	2010-13
2.	44.5	Jan Jorgensen	2006-09
3.	44	Bronson Kaufusi	2012-15



4.	43.5	David Nixon	2003, 06-08
5.	39	Brady Poppinga	2001-04

Top active player:

12	Khyiris Tonga
----	---------------

Season

1.	22	Kyle Van Noy	2012
2.	20	Jan Jorgensen	2007
3.	19	Colby Bockwoldt	2003
	19	Ryan Denney	2001
4.	18	Setema Gali, Jr.	2000

Game

1.	6	Hans Olsen	at Colorado State, 11/2/00	L, 45-21
2.	5	Kyle Van Noy	vs. Tulsa, 12/30/11	W, 24-21
	5	David Nixon	vs. Colorado State, 10/9/03	L, 58-13
4.	4	Four players tied with four		

SACKS SINCE 2000

Career

1.	30	Jan Jorgensen	2006-09
2.	27	Bronson Kaufusi	2012-15
3.	26	Kyle Van Noy	2010-13
4.	19	Brady Poppinga	2001-04
5.	14.5	Sione Takitaki*	2014-15, 17-18

Season

1.	14	Jan Jorgensen	2007
2.	13	Kyle Van Noy	2012
3.	10	Setema Gali, Jr.	2000
4.	9	Manaia Brown	2004
5.	8	Brady Poppinga	2002

Game

1.	3.5	Bronson Kaufusi	vs. Cincinnati	10/16/15	W, 38-24
2.	3	Teu Kautai	at MTSU,	11/1/14	W, 27-7
3		Kyle Van Noy	vs. Georgia Tech,	10/12/13	W, 38-20
3		Kyle Van Noy	at New Mex St.,	11/24/12	W, 50-14
3		Jan Jorgensen	vs. Colo.St.,	11/3/07	W, 35-16
3		Justin Maddux	at UNLV,	11/5/05	W, 55-14
3		Brady Poppinga	vs. SDSU,	11/2/02	W, 34-10

SACKS

Career

1.	33	Brandon Flint	1980-83
2.	30	Jan Jorgensen	2006-09
3.	28.5	Randy Brock	1991-94
4.	27	Bronson Kaufusi	2012-15
	27	Mekeli Jeremiah	1974-77

Season

1.	17	Mekeli Jeremiah	1976
2.	16	Shawn Knights	1986
	16	Jim Hermann	1983
4.	14	Jan Jorgensen	2007
	14	Todd Shell	1983
	14	Stan Varner	1974

Game

1.	6	Shay Muirbrook	vs. Kansas St.,	1/1/97	W, 19-15
2.	4	Setema Gali	at New Mex.,	10/16/99	W, 31-7
	4	Jason Buck	vs. Oregon State,	11/15/86	L, 10-7
	4	Kyle Whittingham	at SDSU,	10/17/81	W, 27-7

QUARTERBACK HURRIES SINCE 2000

Career

1.	32	Kyle Van Noy	2010-13
2.	22	Jan Jorgensen	2006-09
3.	13	Sione Takitaki*	2014-15, 17-18
4.	12	Bronson Kaufusi	2012-15
5.	11	Coleby Clawson	2008-09

Season

1.	12	Kyle Van Noy	2013
2.	11	Jan Jorgensen	2008
3.	10	Kyle Van Noy	2011

4.	8	Three players tied with 8		
----	---	---------------------------	--	--

Game

1.	5	Kyle Van Noy	vs. Texas,	9/7/13	W, 40-21
2.	4	Jan Jorgensen	vs. Northern Iowa,	8/30/08	W, 41-17
3.	3	Five players tied with 3			

PASS BREAKUPS SINCE 2000

Career

1.	23	Robertson Daniel	2013-14
	23	Daniel Sorensen	2008, 11-13
3.	21	Brian Logan	2009-10
4.	20	Preston Hadley	2011-12
5.	17	Michael Davis	2013-16
(Four players tied with 17)			

Top active player:

14	Troy Warner
----	-------------

Season

1.	15	Jordan Johnson	2012
2.	14	Corby Eason	2011
	14	Preston Hadley	2011
	14	Brian Logan	2009
5.	12	Daniel Sorensen	2013

Game

1.	4	Corby Eason	vs. San Jose St.,	10/8/11	W, 29-16
	4	Daniel Sorensen	vs. Texas,	9/7/13	W, 40-21
3.	3	11 players tied with 3			

INTERCEPTIONS SINCE 2000

Career

1.	14	Kai Nacua	2013-16
2.	10	Andrew Rich	2008-10
3.	9	Jernaro Gilford	1999, 2001-03
4.	8	Daniel Sorensen	2008, 11-13
5.	Three players tied with 7		

Top active player:

4	Isaiah Kaufusi
---	----------------

Season

1.	6	Kai Nacua	2016
	6	Jernaro Gilford	2001
	6	Kai Nacua	2015
4.	5	Andrew Rich	2010
5.	4	Four players tied with 4	

Game

1.	3	Tyson Smith	vs. Wyoming,	10/26/00	W, 19-7
	3	Kai Nacua	vs. Boise State,	9/12/15	W, 35-24
2.	2	Nine players tied with 2			

INTERCEPTIONS

Career

1.	20	Dave Atkinson	1970-73
2.	18	Dan Hansen	1969-72
	18	Bobby Roberts	1965-67
4.	14	Derwin Gray	1989-92
5.	13	Brian Mitchell	1987-90
	13	Tom Holmoe	1978-82

Top active player:

4	Isaiah Kaufusi
---	----------------

Season

1.	9	Dave Atkinson	1971
	9	Gene Frantz	1962
3.	8	Dave Atkinson	1972
	8	Dan Hansen	1970
5.	7	Six seasons, 5 different players	

Game

1.	3	Eight times, 7 different players			
		Last: Kai Nacua vs. Boise State 9/12/15 W, 35-24			

INTERCEPTION RETURN YARDS SINCE 2000

Career

1.	246	Kai Nacua	2013-16
2.	226	Dayan Ghanwoloku	2016-19
3.	160	Andrew Rich	2008-10
4.	148	John Burbidge	2001-04
5.	122	Kyle Van Noy	2010-13

Season

1.	137	Kai Nacua	2015
2.	131	Jernaro Gilford	2001
3.	113	Dayan Ghanwoloku	2016
4.	105	Dayan Ghanwoloku	2017
5.	93	John Burbidge	2002

Game

1.	105	Dayan Ghanwoloku at Mississippi St., 10/14/17			L, 35-10
2.	80	John Burbidge	vs. New Mex.,	11/16/02	L, 20-16
3.	76	Kai Nacua	vs. Boise State,	9/12/15	W 35-24
4.	64	Justin Robinson	vs. Utah State,	9/23/06	W, 38-0
5.	62	Jernaro Gilford	vs. Utah State,	10/5/01	W, 54-34

MOST INTERCEPTION RETURN YARDS

Career

1.	421	Dan Hansen	1970-72
2.	249	Mike Russell	1973-74
3.	246	Kai Nacua	2013-16
4.	226	Dayan Ghanwoloku	2016-19
5.	222	Dave Atkinson	1970-73

Season

1.	233	Dan Hansen	1971
2.	137	Mike Russell	1974
	137	Kai Nacua	2015
4.	131	Jernaro Gilford	2001
	131	Jeff Lyman	1971

Game

1.	97	Brian Mitchell	at New Mexico	9/2/89	W, 24-3
	93	Dan Hansen	at Wyoming,	10/16/71	W, 35-17
	86	Dan Hansen	at UTEP,	10/30/71	W, 16-0

FORCED FUMBLES SINCE 2000

Career

1.	11	Kyle Van Noy	2010-13
2.	6	Andrew Rich	2008-10
	6	Aaron Francisco	2001-04
4.	5	Bronson Kaufusi	2012-15
5.	4	Three players tied with 4	

Season

1.	6	Kyle Van Noy	2012
2.	4	Uona Kaveinga	2011
	4	Ryan Denney	2001
4.	3	Eight players tied with 3: Last Bronson Kaufusi 2015	

Game

1.	2	Andrew Rich	vs. Oklahoma,	9/5/09	W, 14-13
----	---	-------------	---------------	--------	----------

FUMBLE RECOVERIES SINCE 2000

Career

1.	7	Dayan Ghanwoloku	2016-2019
2.	6	Jan Jorgensen	2006-09
	6	Shawn Doman	2006-09
4.	5	Fred Warner	2014-2017
	5	Spencer Hadley	2008, 11-13

Season

1.	5	Hans Olsen	2000
2.	4	Dayan Ghanwoloku	2018
	4	Shawn Doman	2009
	4	Fred Warner	2015
4.	3	Four players tied with 3	

Game

1.	3	Justin Luetterodt	at Wyoming, 11/12/05	W, 35-21
2.	2	Hans Olsen	vs. SDSU, 10/21/00	L, 16-15

FUMBLE RETURN YARDS SINCE 2000

Season			
1.	64	Scott Johnson	2001
2.	52	Michael Shelton	2016
3.	48	Jan Jorgensen	2006
4.	44	Kyle Van Noy	2010
5.	38	Brandon Bradley	2008

Game				
1.	64	Scott Johnson	at Wyoming, 11/12/05	W, 35-21
2.	52	Michael Shelton	vs. Utah State 11/26/16	W 28-10
3.	48	Jan Jorgensen	vs. UNLV, 10/21/06	W, 52-7
4.	44	Kyle Van Noy	at CSU, 11/13/10	W, 49-10
5.	38	Brandon Bradley	at Utah St., 10/3/08	L, 48-24

NCAA RANKINGS/RECORDS

The following section lists BYU players ranked in career NCAA statistical categories in the FBS Record Book along with NCAA record holders. It also includes team rankings still ranked in the top 25 for single seasons. Bowl statistics were included in the season and career statistics since 2002. For the most up to date records, visit NCAA.com
**NCAA record
†National champion or national leader in that category that season.

INDIVIDUAL OFFENSE

INDIVIDUAL TOTAL OFFENSE

Career						
Rk.	G	PLAYS	RUSH	PASS	YARDS	AVG
10. Ty Detmer (1988-91)	46	1,795	-366	15,031	14,665	8.17
Season						
25. Ty Detmer (1990)	12	635	-106	5,188	5,022	7.91
Game						
Rk.	DATE	OPPONENT	RUSH	PASS	YARDS	
22. Ty Detmer	Nov. 16, 1991	SDSU	4	599	603	

TOTAL OFFENSE PER GAME

Career						
Rk.	G	PLAYS	YARDS	TDR	YPG	
12. Ty Detmer (1988-91)	46	1,795	14,665	135	318.8	
Season						
8. Ty Detmer (1990)	12	635	5,022	45	418.5	
19. Steve Young (1983)	11	531	4,346	41	395.1	

ANNUAL TOTAL OFFENSE CHAMPIONS

Year	Player	CL	PLAYS	RUSH	PASS	YARDS	AVG
1966	Virgil Carter	Sr.	388	363	2,182	2,545	254.5
1979	Marc Wilson	Sr.	488	-140	3,720	3,580	325.5
1980	Jim McMahon	Jr.	540	56	4,571	4,627	385.6
1981	Jim McMahon	Sr.	487	-97	3,555	3,458	345.8
1983	Steve Young	Sr.	531	444	3,902	4,346	395.1
1984	Robbie Bosco	Jr.	543	57	3,875	3,932	327.7
1991	Ty Detmer	Sr.	478	-30	4,031	4,001	333.4

MOST SEASONS GAINING 4,000 YARDS OR MORE

3—Ty Detmer, BYU, 1989-91; tied with 7 others

PASSING OFFENSE

PASSING EFFICIENCY

Career						
Rk.	Att	CMP.	INT.	PCT.	YDS.	TD EFF.
(Min. 500 completions)						
17. Ty Detmer	1,530	958	65	.626	15,031	121 162.7

20. Steve Sarkisian	789	528	26	.669	7,464	53 162.0
(Min. 325-399 completions)						
24. Gary Sheide	594	358	31	.603	4,524	45 138.8

PASSING YARDS

Career						
Rk.	Att.	CMP.	INT.	PCT.	YDS	TD
5. Ty Detmer	1,530	958	65	.626	15,031	121
Season						
Rk.	G	ATT.	CMP.	INT.	PCT.	YDS TD YPATT
8. Ty Detmer (1990)	12	562	361	28	.642	5,188 41 9.23
Game						
Rk.	DATE	OPPONENT	YARDS			
13. John Walsh	Oct. 30, 1993	Utah State	619			
20. Ty Detmer	Nov. 16, 1991	San Diego State	599			

PASSING YARDS PER GAME

Career						
Rk.	G	ATT.	CMP.	INT.	PCT.	YDS TD YPG
10. Ty Detmer	46	1,530	958	65	.626	15,031 121 326.8
Season						
4. Ty Detmer, BYU (1990)	12	562	361	28	.642	5,188 41 432.3
24. Jim McMahon, BYU (1980)	12	445	284	18	.638	4,571 47 380.9

PASSING YARDS PER ATTEMPT

Career						
Rk.	ATT.	CMP.	PCT.	YDS	PER CMP.	PER
ATT.						
2. Ty Detmer	1,530	958	.626	15,031	15.69	9.82
18. Jim McMahon	1,060	653	.616	9,536	14.60	9.00

TOUCHDOWN PASSES

Career			
Rk.	G	TD	
8. Ty Detmer, BYU (1988-91)	46	121	
Season			
13. JIM MCMAHON, BYU (1980)	12	47	

MOST CONSECUTIVE GAMES GAINING 300 YARDS OR MORE

Career	
**24—Ty Detmer, BYU (from Sept. 2, 1989, to Dec. 1, 1990)	

MOST YARDS GAINED PER ATTEMPT

Game (Min. 40 atts.)	
**14.1—John Walsh, BYU vs. Utah St., Oct. 30, 1993 (44 for 619)	
Season (Min. 412 atts.)	
**11.1—Ty Detmer, BYU, 1989 (412 for 4,560)	

MOST YARDS GAINED PER COMPLETION

Game (Min. 22 comps.)	
**22.9—John Walsh, BYU vs. Utah St., Oct. 30, 1993 (27 for 619)	

HIGHEST PERCENTAGE OF PASSES FOR TDS (MIN. 375 ATTS.)

Season	
**11.5%—Jim McMahon, BYU, 1980 (46 of 400)	

ANNUAL PASSING CHAMPIONS

Year	Player, School	CL.
------	----------------	-----

G	ATT.	CMP.	INT.	PCT.	YDS	TD	EFF.
1980	Jim McMahon, BYU	Jr.					
12	445	284	18	.638	4,571	47	176.9
1981	Jim McMahon, BYU	Sr.					
10	423	272	7	.643	3,555	30	155.0
1983	Steve Young, BYU	Sr.					
11	429	306	10	.713	3,902	33	168.5
1989	Ty Detmer, BYU	So.					
12	412	265	15	.643	4,560	32	175.6
1996	Steve Sarkisian, BYU	Sr.					
14	404	278	12	.688	4,027	33	173.6

RUSHING

TWO PLAYERS, SAME TEAM, EACH GAINING 1,000 YARDS OR MORE IN A SEASON

Taysom Hill (1,344) and Jamaal Williams (1,233) in 2013 (one of 90 duos)
--

FRESHMAN 1,000 YARD RUSHERS

1,227 - Harvey Unga	2007 (one of several since 1968)
---------------------	----------------------------------

QUARTERBACK RUSHING

SINGLE-GAME YARDS (SINCE 2000)

Rk.	Yds.	Player, Team	Date
10.	259	Taysom Hill, BYU (Texas)	Sept. 9, 2013

SEASON YARDS

Rk.	Player, Team	Years	G	Carries	Yards	TD	Yds/G
24.	Taysom Hill, BYU	2013	13	246	1,344	10	103.4

A QB GAINING 100 YDS RUSHING & 400 YDS PASS-ING

Game--1 of 12 players			
Player, Team vs. Opp	Date	Rush	Pass
Taysom Hill, BYU vs. Houston	Oct. 19, 2013	128	417

GAINING 1,000 YDS RUSHING & 2,000 YDS PASS-ING

Season (happened 35 times)				
Player, Team	Season	Class	Rush	Pass
Taysom Hill, BYU	2013	So.	1,344	2,938

A QB GAINING 2,000 YDS RUSHING & 4,000 YDS PASSING CAREER

Player, Team	Season	Rush	Pass
Taysom Hill, BYU	2012-14	2,815	6,929
(1 of 47 players)			

SCORING

RUSHING TDS IN A QUARTER

**4—Dick Felt, BYU vs. San Jose St., Nov. 8, 1952 (4th); tied with three others

MOST TOUCHDOWNS SCORED IN QUARTER

Quarter	
**4—Dick Felt, BYU vs. San Jose St., Nov. 8, 1952 (all rush-ing, 4th quarter); 1 of 7 players	

SEASON POINTS

Rk.	Player, Team	Year	TD	Xpts.	FG	Pts
15.	Luke Staley, BYU	†2001	28	2	0	170

SEASON POINTS PER GAME

Rk.	Player, Team	Year	Cl.
9.	Luke Staley, BYU	†2001	Jr.



G	TD	Xpts.	FG	Pts.	Pts/G
11	28	2	0	170	15.45

ANNUAL POINTS PER GAME CHAMPIONS

Year	Player, Team	Cl.			
2001	Luke Staley, BYU	Jr.			
G	TD	Xpts.	FG	Pts.	P/G
11	28	2	0	170	15.5

INDIVIDUAL SPECIAL TEAMS

MOST PUNT RETURNS

Career
**1. 153—Vai Sikahema, BYU, 1980-81, 1984-85
(1,312 yards)

HIGHEST AVERAGE GAIN PER RETURN

Game (Min. 5 rets.)
**1. 43.8—Golden Richards, BYU vs. North Texas, Sept. 10, 1971
(5 for 219)

HIGHEST PERCENTAGE OF FIELD GOALS MADE, 40 YARDS OR MORE

Season (Min. 10 made)
**1. 93.3%—Matt Payne, BYU, 2004 (14 of 15)

MOST CONSECUTIVE FIELD GOALS MADE, 40-49 YARDS

Career
**1. 14—Matt Payne, BYU, 2003-04

RECEIVING

SINGLE-GAME RECEPTIONS

Rk.	Rec.	Player, Team (Opponent)	Date
3.	22	Jay Miller, BYU (New Mexico)	Nov. 3, 1973

MOST PASSES CAUGHT BY A TIGHT END

Career Per Game
**1. 5.4—Gordon Hudson, BYU, 1980-83 (178 in 33)

MOST YARDS GAINED BY A TIGHT END

Game
**1. 259—Gordon Hudson, BYU vs. Utah, Nov. 21, 1981 (caught 13)

Career
**1. 2,901—Dennis Pitta, BYU, 2004, 2007-09 (caught 221)

Career Per Game (Min. 2,000 yards)
**1. 75.3—Gordon Hudson, BYU, 1980-83 (2,484 in 33)

HIGHEST AVERAGE GAIN PER RECEPTION BY A TIGHT END

Career (Min. 75 catches)
**1. 19.2—Clay Brown, BYU, 1978-80 (88 for 1,691)

ANNUAL RECEPTIONS PER GAME CHAMPIONS

Year	Player, Team	Cl.	G	Rec.	Rec/G	Yards	TD
1973	Jay Miller, BYU	So.	11	100	9.1	1,181	8

ANNUAL RECEIVING YARDS PER GAME CHAMPIONS

Year	Player, Team	Cl.	G	Rec.	Rec/G	Yards	TD
2008	Austin Collie, BYU	Jr.	13	106	1,538	118.3	15

DEFENSE

CAREER TFLS

Rk.	G	Total
11.	Kyle Van Noy, BYU (2010-13)	52 62.0

FORCED FUMBLES

Rk.	G	FF
T14.	Kyle Van Noy	52 11

CAREER INTERCEPTIONS

Rk.	Player, Team	Years	Int.	Yards	Yds/G
T17.	Dave Atkinson, BYU	1971-73	20	222	11.1

TOUCHDOWNS SCORED BY FUMBLE RETURN AND INTERCEPTION RETURN IN SAME GAME

Kyle Van Noy - BYU vs. San Diego St., Dec. 20, 2012 (0-yard fumble return and 17-yard interception return)
(1 of 5 players)

PUNTING

ANNUAL CHAMPIONS PUNTING

Year	Player, Team	Cl.	Punts	Yards	Yds/P
1979	Clay Brown, BYU	Jr.	43	1,950	45.3

Beginning in 1980, ranked on minimum 3.6 punts per game

2002	Matt Payne, BYU	So.	51	2,427	47.6
------	-----------------	-----	----	-------	------

RETURNS

PUNT RETURNING AVERAGE

Season (Minimum 1.2 Returns Per Game)									
Rk.	Player, Team	Year	Cl.	G	PR	Yards	TD	Yds/R	
19.	James Dye, BYU	†1995 Jr.	11	20	438	2	21.90		

Career Average (Minimum 1.2 Returns Per Game; Minimum 30 Returns; Player must have concluded his career

Rk.	Player, Team	Years	PR	Yards	TD	Yds/R
12.	James Dye, BYU/USU	92-96	61	1,046	5	17.15

PUNT RETURN ANNUAL CHAMPIONS

Year	Player, Team	Cl.	PR	Yards	TD	Long	Yds/P
1969	Chris Farasopoulos Jr.	35	527	—	—	15.1	
1971	Golden Richards	Jr.	33	624	4	87	18.9
1995	James Dye	Jr.	20	438	2	90	21.9

Beginning in 1970, ranked on average per return (instead of total yards)

KICKOFF RETURN AVERAGE

Season (Minimum 1.2 Returns Per Game)									
Rk.	Player, Team	Year	Cl.	KR	Yards	TD	Yds/R		
2.	Paul Allen, BYU	†1961 Sr.	12	481	—	40.08			

KICKOFF RETURN ANNUAL CHAMPIONS

(ranked on total yards prior to 1970 by NCAA)

Year	Player, Team	KR	Yards	Yds/R
1960	Bruce Samples, BYU	23	577	25.1

KICKOFF RETURN ANNUAL CHAMPIONS (ranked by return avg)

Year	Player, Team	KR	Yards	Yds/R
1961	Paul Allen	12	481	**†40.08
1969	Chris Farasopoulos	17	548	†32.2

MOST TOUCHDOWNS SCORED ON KICKOFF RETURNS

Game
**2 - Stacey Corley vs. Air Force, 11/11/1989 (1 of 25)

TEAM SCORING

HIGHEST-SCORING TIE GAME

**52-52—BYU & San Diego St., Nov. 16, 1991

MOST POINTS SCORED IN FOURTH QUARTER TO WIN OR TIE A GAME

**36—BYU (50) vs. Washington St. (36), Sept. 15, 1990
(trailed 29-14 at start of 4th quarter)

SCORING OFFENSE CHAMPIONS

1979	BYU	40.6
1980	BYU	46.7
1981	BYU	38.7
2001	BYU	46.8

MOST POINTS, BOTH TEAMS IN A TIE GAME

**104—BYU (52) & San Diego St. (52), Nov. 16, 1991

TEAM TOTAL OFFENSE

TOTAL OFFENSE YARDS PER GAME

Rk.	Team	Year	G	Plays	Yds.	TD	Yds/G
7.	BYU	†1983	11	865	6,426	65	584.2
22.	BYU	1990	12	968	6,788	64	565.7

TOTAL OFFENSE CHAMPIONS

1979	BYU	521.4
1980	BYU	535.0
1983	BYU	584.2
1984	BYU	486.5
1985	BYU	500.2
2001	BYU	542.9

BOTH TEAMS GAINING 600 YARDS OR MORE

BYU (767) vs. SDSU (695), 11/16/91
BYU (621) vs. Hawaii (646), 12/8/2001
(Has happened in 58 FBS games)

TEAM PASSING

PASSING YARDS PER GAME

Rk.	Year	G	Att.	Com.	Pct.	Int.	Yds.	TD	Yds/G
8.	1990	12	580	373	.643	29	5,379	41	448.3
22.	†1980	12	498	317	.637	21	4,918	49	409.8

PASSING OFFENSE CHAMPIONS

1976	BYU	307.8
1979	BYU	368.3
1980	BYU	409.8
1981	BYU	356.9
1983	BYU	381.2
1984	BYU	346.2
1985	BYU	354.5

TEAM PASSING DEFENSE

FEWEST COMPLETIONS ALLOWED IN A GAME

**0 - vs. Rice 1996 on 5 attempts (many teams)

SPECIAL TEAMS

HIGHEST AVERAGE PER PUNT, BOTH TEAMS [MIN. 10 PUNTS]

**55.3—BYU & Wyoming, Oct. 8, 1983 (11 for 608)

HIGHEST PUNTING AVERAGE

**50.63—BYU, 1983 (24 for 1,215 yards)

HIGHEST NET PUNTING AVERAGE

**45.04—BYU, 1983 (24 for 1,215 yards, 134 yards in punts returned) - since 1975

NET PUNTING CHAMPS

1959	BYU	43.2
1983	BYU	45.0
1988	BYU	42.9
2002	BYU	42.7

NET PUNTING

Rk.	Team	Year	AVG
5.	BYU	†1983	45.04 (Best since 1975)

KICKOFF RETURN CHAMPS

1969	BYU	28.7
1979	BYU	26.3

MOST TOUCHDOWNS SCORED BY A TEAM ON KICK-OFF RETURNS

Game
**2—vs. Air Force, 11/11/1989 (many teams)

FEWEST PUNTS ALLOWED

0—BYU 3 times (Tulane, 2007; Colorado State, 2001; New Mexico, 1996) - held by many teams

MISC. TEAM

MOST GAMES PLAYED IN A SEASON (MODERN ERA, 1937-PRESENT)

**15—BYU, 1996; Kansas St., 2003; Ohio State, 2014; Oregon, 2014; Alabama 2015; Clemson 2015, Alabama 2016, Clemson 2016, Georgia 2017, Clemson 2018, Alabama 2018, Clemson 2019, LSU 2019, Hawai'i 2019

MOST OPPONENTS' FUMBLES RECOVERED

36—North Texas, 1972; BYU, 1977

TEAM SEASON RECORDS

Season records may not include seasons prior to 1975. The amount and availability of archived statistics is less and less in the earlier seasons.

Bowl statistics were counted as part of season statistics starting in the 2002 season.

VICTORIES

1.	13	1996	14 games
2.	12	2001	13 games
	12	1984	12 games
4.	11	1980	12 games
	11	2006	13 games
	11	2009	13 games
	11	1979	11 games
	11	1985	13 games
	11	2007	13 games
10.	10	1990	12 games
	10	1989	12 games
	10	1983	11 games
	10	1981	12 games
	10	2008	13 games
	10	2011	13 games

FEWEST VICTORIES

1.	4	2017	13 games
	4	2003	12 games
2.	5	2004	11 games

5	2002	12 games
5	1973	11 games

OFFENSE

POINTS SCORED

Most			
1.	608	2001	13 games
2.	571	1996	14 games
3.	560	1980	12 games
4.	510	1990	12 games
5.	484	1989	12 games
	484	1983	11 games
7.	482	2014	13 games
8.	478	2006	13 games
9.	465	1981	12 games
10.	461	2009	13 games

Fewest			
1.	196	2003	12 games
2.	222	2017	13 games
3.	233	1978	12 games
4.	244	1975	11 games
5.	248	1972	11 games
6.	250	1997	11 games
7.	267	2004	11 games
8.	279	2002	12 games
9.	280	2000	12 games
10.	296	1974	11 games

POINTS SCORED PER GAME

Most			
1.	46.77	2001	13 games
2.	46.67	1980	12 games
3.	44.00	1983	11 games
4.	42.50	1990	12 games
5.	40.79	1996	14 games
6.	40.64	1979	11 games
7.	40.33	1989	12 games
8.	39.36	1977	11 games
9.	38.75	1981	12 games
10.	37.08	2014	13 games

Fewest			
1.	16.33	2003	12 games
2.	17.08	2017	13 games
3.	19.42	1978	12 games
4.	22.18	1975	11 games
5.	22.55	1972	11 games
6.	22.73	1997	11 games
7.	23.25	2002	12 games
8.	23.33	2000	12 games
9.	24.27	2004	11 games
10.	25.00	1986	12 games

TOTAL OFFENSIVE PLAYS

Most			
1.	1,111	2013	13 games
2.	1,049	2014	13 games
3.	1,037	1985	13 games
4.	1,004	1996	14 games
5.	1,003	2012	13 games
6.	996	2007	13 games
7.	977	2001	13 games
8.	968	1990	12 games
9.	958	2011	13 games
10.	956	2016	13 game

Fewest			
1.	715	1997	11 games
2.	792	1975	11 games
3.	797	1982	11 games
4.	803	1995	11 games
5.	806	2004	11 games
6.	822	2017	13 games
7.	831	1979	11 games
8.	834	1999	11 games
9.	846	2003	12 games
	846	1991	12 games
	846	1980	12 games

TOTAL OFFENSIVE YARDS

Most			
1.	6,795	2001	13 games
2.	6,788	1990	12 games
3.	6,692	1996	14 games
4.	6,502	1985	13 games
5.	6,479	1989	12 games
6.	6,426	1983	11 games
7.	6,420	1980	12 games
8.	6,417	2013	13 games
9.	5,986	2014	13 games
10.	5,886	1984	12 games

Fewest Since 1975			
1.	3692	1997	11 games
2.	3775	2003	12 games
3.	3922	1975	11 games
4.	4224	2004	11 games
5.	4227	2017	13 games
6.	4238	1978	12 games
7.	4395	1976	11 games
8.	4502	2000	12 games
9.	4538	1995	11 games
10.	4581	1987	12 games

TOTAL OFFENSIVE YARDS/GAME

Most	(Including 5,000+ seasons)		
1.	584.18	1983	11 games
2.	565.67	1990	12 games
3.	539.92	1989	12 games
4.	535.00	1980	12 games
5.	522.69	2001	13 games
6.	521.36	1979	11 games
7.	500.15	1985	13 games
8.	493.62	2013	13 games
9.	490.50	1984	12 games
10.	480.33	1981	12 games

Fewest Since 1975			
1.	314.58	2003	12 games
2.	325.15	2017	13 games
3.	335.64	1997	11 games
4.	353.17	1978	12 games
5.	356.55	1975	11 games
6.	364.9	2018	13 games
7.	366.46	2010	13 games
8.	375.17	2000	12 games
9.	381.69	1998	13 games
10.	381.75	1987	12 games

TURNOVERS COMMITTED

Fewest			
1.	13	2006	13 games
2.	17	2018	13 games
3.	19	2016	13 games

4.	20	2005	12 games
	20	2015	13 games
6.	21	2019	13 games
	21	2010	13 games
	21	1997	11 games
	21	2013	13 games
10.	23	1983	11 games

Most			
1.	42	1988	12 games
2.	41	1990	12 games
3.	41	1977	11 games
4.	40	1985	13 games
5.	39	1975	11 games
6.	39	1986	12 games
7.	39	1987	12 games
8.	39	2003	12 games
9.	37	1978	12 games
10.	36	1980	12 games

FUMBLES

Fewest			
1.	13	2017	13 games
	13	2005	12 games
3.	14	2006	13 games
4.	15	2019	13 games
5.	16	2018	13 games
	16	2016	13 games
	16	2015	13 games
8.	17	2013	13 games
	17	2009	13 games
10.	19	1995	11 games

Most			
1.	43	2001	13 games
2.	37	1978	12 games
3.	34	1987	12 games
	34	1998	13 games
5.	32	1988	12 games
	32	1990	12 games
7.	31	1989	12 games
	31	1993	11 games
9.	30	four times	

FUMBLES LOST

Fewest			
1.	4	2006	13 games
2.	7	2016	13 games
	7	2005	12 games
	7	2013	13 games
	7	1976	11 games
6.	8	2017	13 games
	8	2015	13 games
	8	2012	13 games
9.	10	six times (2019)	

Most			
1.	23	1998	13 games
2.	22	1988	12 games
3.	21	1975	11 games
4.	18	2001	13 games
	18	1977	11 games
	18	1981	12 games
7.	17	2003	12 games
8.	16	1987	12 games
	16	1989	12 games
	16	2004	11 games
	16	1985	13 games

16	1986	12 games
----	------	----------

PENALTIES COMMITTED

Fewest			
1.	59	2017	13 games
2.	68	1997	11 games
3.	70	2010	13 games
4.	72	1999	11 games
5.	74	2018	13 games
6.	75	2011	13 games
7.	76	1992	12 games
8.	78	1982	11 games
9.	79	2019	13 games
10.	80	2012	13 games

Most			
1.	141	1980	12 games
2.	114	1981	12 games
3.	111	1990	12 games
4.	110	1977	11 games
	110	2014	13 games
	110	1979	11 games
7.	109	1989	12 games
8.	108	1988	12 games
	108	1993	11 games
10.	106	1984	12 games

PENALTY YARDS

Fewest			
1.	509	2017	13 games
2.	544	1997	11 games
3.	583	2010	13 games
4.	633	2018	13 games
5.	653	2011	13 games
6.	668	2019	13 games
7.	672	1999	11 games
8.	674	1992	12 games
9.	702	1982	11 games
	702	2004	11 games

Most			
1.	1,322	1980	12 games
2.	1,227	1979	11 games
3.	1,085	1981	12 games
4.	1,053	2014	13 games
5.	1,031	1990	12 games
6.	1,008	1996	14 games
7.	998	1989	12 games
8.	993	1977	11 games
9.	981	1976	11 games
10.	978	1978	12 games

TIME OF POSSESSION

Highest			
1.	35:16.48	1976	11 games
2.	32:41.01	1999	11 games
3.	32:39.77	2016	13 games
3.	32:27.36	2005	12 games
4.	32:22.48	1986	12 games
5.	32:20.12	2009	13 games
6.	32:14.02	2007	13 games
7.	32:12.00	1987	12 games
8.	32:05.10	1985	13 games
9.	32:04.04	2006	13 games
10.	31:57.23	2012	13 games

Lowest			
1.	24:07.12	1978	12 games
2.	24:36.00	1977	11 games

3.	24:48.00	1980	12 games
4.	24:50.24	1979	11 games
5.	27:41.46	2013	13 games
6.	27:53.00	2017	13 games
7.	27:54.09	2014	13 games
8.	28:15.36	2002	12 games
9.	28:33.36	1991	12 games
10.	28:47.23	2015	13 games

FIRST DOWNS

Most			
1.	351	2001	13 games
2.	348	1990	12 games
3.	347	1985	13 games
4.	341	1996	14 games
5.	340	1983	11 games
6.	325	2014	13 games
	325	2013	13 games
8.	318	1981	12 games
9.	314	2008	13 games
	314	2007	13 games

Fewest			
1.	192	1997	11 games
2.	204	2003	12 games
3.	214	1976	11 games
4.	215	2017	13 games
5.	215	1975	11 games
6.	215	2004	11 games
7.	239	1987	12 games
8.	244	1995	11 games
9.	246	2002	12 games
10.	249	2018	13 games

FIRST DOWNS/GAME

Most			
1.	30.9	1983	11 games
2.	29.0	1990	12 games
3.	27.0	2001	13 games
4.	26.7	1985	13 games
5.	26.5	1981	12 games
6.	25.7	2005	12 games
7.	25.5	1994	12 games
8.	25.2	1979	11 games
9.	25.1	1989	12 games
10.	25.0	2013	13 games
	25.0	2014	13 games

Least			
1.	16.5	2017	13 games
2.	17.0	2003	12 games
3.	17.5	1997	11 games
4.	19.2	2018	13 games
5.	19.5	1976	11 games
6.	19.5	1975	11 games
7.	19.5	2004	11 games
8.	19.9	1987	12 games
9.	20.4	1998	13 games
10.	20.5	2002	12 games

RUSHING FIRST DOWNS

Most			
1.	161	2013	13 games
2.	151	1996	14 games
3.	148	2001	13 games
4.	143	2014	13 games
5.	141	2016	13 games
6.	136	1983	11 games

7.	128	1994	12 games
8.	124	1986	12 games
9.	123	2011	13 games
10.	122	2012	13 games
Fewest			
1.	54	2003	12 games
2.	60	2002	12 games
3.	69	2004	11 games
4.	75	1995	11 games
5.	76	1976	11 games
6.	79	1980	12 games
7.	80	1987	12 games
8.	80	1999	11 games
9.	80	1979	11 games
10.	81	1997	11 games
	81	1977	11 games

RUSHING FIRSTS DOWNS PER GAME

Most			
1.	12.38	2013	13 games
2.	12.36	1983	11 games
3.	11.4	2001	13 games
4.	11.2	2015	13 games
5.	11.0	2014	13 games
6.	10.8	2016	13 games
	10.8	1996	14 games
8.	10.7	1994	12 games
9.	10.3	1986	12 games
10.	10.1	1982	11 games

Least			
1.	6.3	2004	11 games
2.	6.6	2003	12 games
	6.6	1980	12 games
4.	6.7	2017	13 games
	6.7	1987	12 games
6.	6.8	1995	11 games
7.	6.8	2000	12 games
8.	6.9	1976	11 games
9.	6.9	2002	12 games
10.	6.9	2006	13 games

PASSING FIRST DOWNS

Most			
1.	237	1990	12 games
2.	201	1985	13 games
3.	198	2008	13 games
4.	192	1989	12 games
5.	191	1981	12 games
6.	189	1980	12 games
7.	188	2006	13 games
8.	186	1983	11 games
9.	183	1984	12 games
10.	182	2007	13 games

Fewest			
1.	87	1975	11 games
2.	90	2003	12 games
3.	100	1997	11 games
4.	106	2002	12 games
5.	115	1986	12 games
6.	116	2017	13 games
7.	121	2018	13 games
8.	122	1976	11 games
9.	124	2004	11 games
10.	128	1998	13 games

PASSING FIRST DOWNS PER GAME

Most			
1.	19.8	1990	12 games
2.	16.9	1983	11 games
3.	16.0	1989	12 games
4.	15.9	1981	12 games
5.	15.9	2015	13 games
6.	15.8	1979	11 games
7.	15.8	1980	12 games
8.	15.5	1985	13 games
9.	15.3	1984	12 games
10.	15.2	2008	13 games

Fewest			
1.	7.9	1975	11 games
2.	8.8	2003	12 games
3.	8.9	2017	13 games
4.	9.1	1997	11 games
5.	9.3	2018	13 games
6.	9.6	1986	12 games
7.	9.8	1998	13 games
8.	10.0	2016	13 games
9.	10.5	2010	13 games
10.	11.0	1978	12 games

PENALTY FIRST DOWNS

Most			
1.	31	1981	12 games
	31	1978	12 games
3.	29	1999	11 games
	29	2010	13 games
5.	28	2016	13 games
6.	27	2000	12 games
	27	2015	13 games
8.	26	1985	13 games
	26	2005	12 games
10.	24	1980	12 games
	24	2011	13 games

Fewest			
1.	10	2002	12 games
2.	11	1997	11 games
3.	11	1993	11 games
4.	12	2017	13 games
5.	13	1996	14 games
6.	14	2003	12 games
7.	14	1986	12 games
8.	14	1987	12 games
9.	14	1995	11 games
10.	15	1984	12 games

RUSHING

RUSHING TOUCHDOWNS

Most			
1.	41	2001	13 games
2.	30	1996	14 games
3.	28	2016	13 games
	28	2015	13 games
	28	2014	13 games
	28	2006	13 games
	28	1983	11 games
8.	27	2018	13 games
	27	1989	12 games
	27	1982	11 games

Fewest			
1.	7	2003	12 games

2.	12	2017	13 games
	12	2004	11 games
4.	13	1999	11 games
	13	1976	11 games
	14	1977	11 games
	15	1986	12 games
8.	16	1997	11 games
	16	1995	11 games
10.	16	1994	12 games
	16	1975	11 games

RUSHING YARDS

Most			
1.	3,475	2013	13 games
2.	2,832	2001	13 games
3.	2,615	2016	13 games
4.	2,549	1996	14 games
5.	2,363	2014	13 games
6.	2,233	1983	11 games
7.	2,185	2010	13 games
8.	2,084	2011	13 games
9.	2,068	2019	13 games
10.	2,016	1986	12 games

Fewest			
1.	1,009	1976	11 games
2.	1,069	1995	11 games
3.	1,081	1987	12 games
4.	1,115	1999	11 games
5.	1,149	2004	11 games
6.	1,162	1993	11 games
7.	1,192	1997	11 games
8.	1,195	2003	12 games
9.	1,207	2000	12 games

RUSHING ATTEMPTS

Most			
1.	664	2013	13 games
2.	581	1996	14 games
3.	567	2014	13 games
4.	553	1975	11 games
5.	544	2016	13 games
6.	540	1998	13 games
7.	535	1986	12 games
8.	525	1978	12 games
9.	518	2010	13 games
10.	505	2012	13 games

Fewest			
1.	348	1980	12 games
2.	368	1979	11 games
3.	376	1999	11 games
4.	382	2004	11 games
5.	388	1990	12 games
6.	389	1997	11 games
7.	393	1981	12 games
8.	395	1993	11 games
9.	396	1984	12 games
10.	397	2003	12 games

RUSHING YARDS/ATTEMPT

Most			
1.	5.63	2001	13 games
2.	5.49	1983	11 games
3.	5.23	2013	13 games
4.	4.81	2016	13 games
5.	4.67	1982	11 games
6.	4.58	1979	11 games



7.	4.45	2019	13 games
8.	4.39	1996	14 games
9.	4.374	1984	12 games
10.	4.373	2005	12 games

Fewest

1.	2.22	1976	11 games
2.	2.35	1987	12 games
3.	2.58	1995	11 games
4.	2.63	1978	12 games
5.	2.94	1993	11 games
6.	2.97	1999	11 games
7.	3.007	2004	11 games
8.	3.010	2003	12 games
9.	3.03	2000	12 games
10.	3.06	1997	11 games

RUSHING YARDS/GAME

Most

1.	267.3	2013	13 games
2.	217.8	2001	13 games
3.	203.0	1983	11 games
4.	201.2	2016	13 games
5.	182.1	1996	14 games
6.	181.8	2014	13 games
7.	178.9	1975	11 games
8.	178.7	1978	11 games
9.	174.7	1982	11 games
10.	168.1	2010	13 games

Fewest

1.	90.1	1987	12 games
2.	91.7	1976	11 games
3.	97.2	1995	11 games
4.	99.6	2003	12 games
5.	100.6	2000	12 games
6.	101.4	1999	11 games
7.	104.5	2004	11 games
8.	105.6	1993	11 games
9.	108.4	1997	11 games
10.	115.0	1978	12 games

PASSING

PASSING YARDS

Most

1.	5,379	1990	12 games
2.	4,918	1980	12 games
3.	4,726	1989	12 games
4.	4,608	1985	13 games
5.	4,283	1981	12 games
6.	4,206	2006	13 games
7.	4,193	1983	11 games
8.	4,154	1984	12 games
9.	4,143	1996	14 games
10.	4,125	1991	12 games
11.	4,060	1993	11 games
12.	4,037	1979	11 games
13.	4,035	2008	13 games
14.	3,963	2001	13 games
15.	3,879	2007	13 games
16.	3,874	1988	12 games
17.	3,854	2015	13 games
18.	3,758	1977	11 games
19.	3,755	1994	12 games
20.	3,721	2005	12 games
21.	3,701	2019	13 games

22.	3,659	2009	13 games
23.	3,623	2014	13 games
24.	3,575	1992	12 games
25.	3,567	1999	11 games

Fewest

1.	1,954	1975	11 games
2.	2,500	1997	11 games
3.	2,530	2017	13 games
4.	2,573	2016	13 games
5.	2,579	2010	13 games
6.	2,580	2003	12 games
7.	2,753	2018	13 games
8.	2,827	1986	12 games
9.	2,858	1978	12 games
10.	2,942	2013	13 games

PASSING ATTEMPTS

Most

1.	580	1990	12 games
2.	560	1985	13 games
3.	538	1981	12 games
4.	516	2005	12 games
5.	504	2015	13 games
6.	503	2007	13 games
7.	500	2002	12 games
8.	498	1980	12 games
	498	2012	13 games
10.	496	1984	12 games

Fewest

1.	281	1975	11 games
2.	326	1997	11 games
3.	358	1986	12 games
4.	373	2018	13 games
5.	383	1998	13 games
6.	385	1982	11 games
7.	388	1995	11 games
8.	403	1976	11 games
9.	405	1992	12 games
10.	412	2016	13 games

PASSING YARDS/GAME

Most

1.	448.3	1990	12 games
2.	409.8	1980	12 games
3.	393.8	1989	12 games
4.	381.2	1983	11 games
5.	369.1	1993	11 games
6.	367.0	1979	11 games
7.	356.9	1981	12 games
8.	354.5	1985	13 games
9.	346.2	1984	12 games
10.	343.8	1991	12 games

Fewest

1.	177.6	1975	11 games
2.	194.6	2017	13 games
3.	197.9	2016	13 games
4.	198.4	2010	13 games
5.	211.7	2018	13 games
6.	215.0	2003	12 games
7.	226.3	2013	13 games
8.	227.3	1997	11 games
9.	235.6	1986	12 games
10.	236.9	1998	13 games

PASSING YARDS/ATTEMPT

Most

1.	10.9	1989	12 games
2.	9.88	1980	12 games
3.	9.82	1991	12 games
4.	9.79	1996	14 games
5.	9.31	2006	13 games
6.	9.27	1990	12 games
7.	9.16	1983	11 games
8.	8.94	1995	11 games
9.	8.86	1993	11 games
10.	8.83	1992	12 games

Fewest

1.	5.75	2003	12 games
2.	6.03	2010	13 games
3.	6.05	2017	13 games
4.	6.2451	2016	13 games
5.	6.2455	2002	12 games
6.	6.45	2012	13 games
7.	6.58	2013	13 games
8.	6.77	2000	12 games
9.	6.88	2011	13 games
10.	6.89	1978	12 games

COMPLETIONS

Most

1.	373	1990	12 games
2.	366	1985	13 games
3.	338	2008	13 games
4.	332	2005	12 games
5.	329	1981	12 games
6.	324	1983	11 games
7.	317	1980	12 games
8.	311	2006	13 games
9.	305	1984	12 games
	305	2001	13 games
11.	303	2015	13 games

Fewest

1.	156	1975	11 games
2.	184	1997	11 games
3.	205	1986	12 games
4.	210	1978	12 games
5.	222	1992	12 games
6.	224	1976	11 games
7.	226	1998	13 games
8.	228	2017	13 games
9.	234	2004	11 games
10.	236	2018	13 games

COMPLETION PERCENTAGE

Highest

1.	70.74%	1983	11 games
2.	68.81%	2006	13 games
3.	68.79%	1996	14 games
4.	68.56%	2008	13 games
5.	67.30%	2009	13 games
6.	65.36%	1985	13 games
7.	64.95%	1995	11 games
8.	64.35%	2001	13 games
9.	64.34%	2005	12 games
10.	64.31%	1990	12 games

Lowest Since 1975

1.	50.60%	1978	12 games
2.	53.02%	2013	13 games
3.	54.32%	1988	12 games

4.	54.54%	2017	13 games
5.	54.57%	2003	12 games
6.	54.81%	1992	12 games
7.	55.19%	2004	11 games
8.	55.40%	2002	12 games
9.	55.52%	1975	11 games
10.	55.58%	1976	11 games

INTERCEPTIONS THROWN

Fewest Since 1975

1.	7	2018	13 games
2.	9	1998	13 games
	9	2006	13 games
4.	10	2001	13 games
5.	11	2019	13 games
	11	1997	11 games
	11	2010	13 games
	11	1983	11 games
9.	12	2016	13 games
	12	2014	13 games
	12	2015	13 games
	12	1981	12 games

Most

1.	29	1990	12 games
2.	24	1985	13 games
3.	23	1977	11 games
	23	1987	12 games
	23	1986	12 games
6.	22	2003	12 games
	22	1978	12 games
8.	21	1980	12 games
	21	2002	12 games
10.	20	1982	11 games
	20	1988	12 games

PASSING TDS

Most

1.	49	1980	12 games
2.	41	1990	12 games
3.	38	1977	11 games
	38	2001	13 games
5.	37	1983	11 games
6.	36	1996	14 games
7.	35	2008	13 games
	35	1991	12 games
9.	34	2009	13 games
	34	1984	12 games
	34	1981	12 games

Fewest

1.	11	2000	12 games
2.	13	2017	13 games
	13	1975	11 games
	13	2003	12 games
5.	14	1978	12 games
6.	15	2016	13 games
	15	1997	11 games
8.	16	2002	12 games
9.	17	2010	13 games
10.	18	2018	13 games
	18	1998	13 games
	18	2004	11 games
	18	1987	12 games

PASS EFFICIENCY

Highest

1.	177.25	1989	12 games
----	--------	------	----------

2.	175.47	2006	13 games
3.	172.57	1996	14 games
4.	171.92	1983	11 games
5.	171.51	1980	12 games
6.	165.50	1991	12 games
7.	163.73	2009	13 games
8.	159.83	2001	13 games
9.	157.43	2008	13 games
10.	156.60	1990	12 games

Lowest Since 1975

1.	100.23	2003	12 games
2.	106.56	2017	13 games
3.	109.35	2002	12 games
4.	110.05	1978	12 games
5.	114.79	2000	12 games
6.	117.30	1975	11 games
7.	118.11	2016	13 games
8.	118.96	2010	13 games
9.	119.67	2013	13 games
10.	120.41	2012	13 games

DEFENSE

POINTS ALLOWED

Fewest

1.	125	1979	11 games
2.	166	1984	12 games
3.	167	1982	11 games
4.	168	1977	11 games
5.	176	1985	13 games
6.	182	2012	13 games
	182	1976	11 games
8.	191	2006	13 games
9.	198	1980	12 games
10.	205	1986	12 games

Most

1.	407	1993	11 games
2.	396	2001	13 games
3.	358	2014	13 games
4.	351	2005	12 games
5.	336	2002	12 games
6.	331	2019	13 games
7.	321	2017	13 games
8.	319	1989	12 games
9.	310	2003	12 games
	310	2000	12 games

POINTS ALLOWED PER GAME

Fewest

1.	11.36	1979	11 games
2.	13.54	1985	13 games
3.	13.83	1984	12 games
4.	14.00	2012	13 games
5.	14.69	2006	13 games
6.	15.18	1982	11 games
7.	15.27	1977	11 games
8.	16.50	1980	12 games
9.	16.55	1976	11 games
10.	17.08	1986	12 games

Most

1.	37.0	1993	11 games
2.	30.5	2001	13 games
3.	29.3	2005	12 games
4.	28.0	2002	12 games

5.	27.5	2014	13 games
6.	26.8	2004	11 games
7.	26.6	1989	12 games
8.	25.8	2003	12 games
9.	25.8	2000	12 games
10.	25.7	1991	12 games

FIRST DOWNS ALLOWED

Fewest

1.	176	1986	12 games
2.	181	1997	11 games
3.	182	1998	13 games
4.	183	1984	12 games
5.	184	1979	11 games
6.	190	1999	11 games
7.	191	2012	13 games
	191	1976	11 games
9.	196	1987	12 games
10.	197	1975	11 games

Most

1.	302	2001	13 games
2.	282	2014	13 games
3.	279	2008	13 games
4.	267	2019	13 games
	267	2017	13 games
6.	263	2005	12 games
7.	262	2013	13 games
8.	259	1980	12 games
9.	257	1993	11 games
10.	256	1991	12 games

FIRST DOWNS ALLOWED PER GAME

Fewest

1.	14.0	1998	13 games
2.	14.67	1986	12 games
3.	14.69	2012	13 games
4.	15.3	1984	12 games
5.	16.2	1985	13 games
6.	16.3	1987	12 games
7.	16.4	2011	13 games
8.	16.45	1997	11 games
9.	16.50	1978	12 games
10.	16.7	1979	11 games

Most

1.	23.4	1993	11 games
2.	23.2	2001	13 games
3.	21.9	2005	12 games
4.	21.7	2014	13 games
5.	21.6	1980	12 games
6.	21.5	2008	13 games
7.	21.33	1991	12 games
8.	21.27	1983	11 games
9.	21.0	1989	12 games
10.	20.9	2002	12 games

RUSH FIRST DOWNS ALLOWED

Fewest

1.	63	2012	13 games
2.	65	1998	13 games
3.	66	1999	11 games
4.	70	1986	12 games
5.	78	2016	13 games
6.	78	2000	12 games
7.	81	2004	11 games
8.	82	1997	11 games
9.	83	2011	13 games

10.	84	2007	13 games
	84	1990	12 games
Most			
1.	141	2001	13 games
2.	129	1993	11 games
3.	124	1980	12 games
4.	123	2019	13 games
5.	119	2017	13 games
6.	117	2002	12 games
7.	114	2008	13 games
8.	113	1991	12 games
9.	111	1979	11 games
	111	1982	11 games

RUSH FIRST DOWNS ALLOWED PER GAME

Fewest			
1.	4.8	2012	13 games
2.	5.0	1998	13 games
3.	5.8	1986	12 games
4.	6.0	2016	13 games
5.	6.0	1999	11 games
6.	6.4	2011	13 games
7.	6.46	2007	13 games
8.	6.50	2000	12 games
9.	6.7	2009	13 games
	6.7	2006	13 games
	6.7	2014	13 games

Most			
1.	11.7	1993	11 games
2.	10.8	2001	13 games
3.	10.3	1980	12 games
4.	10.1	1979	11 games
	10.1	1982	11 games
6.	9.9	1995	11 games
7.	9.8	2002	12 games
8.	9.6	1977	11 games
9.	9.5	1975	11 games
10.	9.5	2019	13 games

PASSING FIRST DOWNS ALLOWED

Fewest			
1.	56	1979	11 games
2.	70	1984	12 games
3.	73	1975	11 games
4.	74	1977	11 games
5.	76	1982	11 games
6.	77	1976	11 games
7.	79	1978	12 games
8.	89	1997	11 games
9.	91	2003	12 games
10.	92	1998	13 games

Most			
1.	164	2014	13 games
2.	143	2016	13 games
3.	142	2001	13 games
4.	139	2005	12 games
5.	138	2008	13 games
6.	136	2013	13 games
7.	135	2017	13 games
8.	133	1990	12 games
	133	1989	12 games
10.	132	2006	13 games

PASSING FIRST DOWNS ALLOWED PER GAME

Fewest			
1.	5.1	1979	11 games

2.	5.8	1984	12 games
3.	6.58	1978	12 games
4.	6.64	1975	11 games
5.	6.7	1977	11 games
6.	6.9	1982	11 games
7.	7.0	1976	11 games
8.	7.1	1998	13 games
9.	7.5	1985	13 games
10.	7.6	2003	12 games

Most			
1.	12.6	2014	13 games
2.	11.6	2005	12 games
3.	11.1	1990	12 games
	11.1	1989	12 games
5.	11.0	2016	13 games
6.	10.9	2001	13 games
7.	10.6	2008	13 games
8.	10.5	2013	13 games
9.	10.42	1991	12 games
10.	10.38	2017	13 games

PENALTY FIRST DOWNS ALLOWED

Fewest			
1.	8	1992	11 games
2.	10	1997	12 games
3.	12	1986	11 games
4.	13	2017	13 games
5.	14	1982	11 games
	14	1987	11 games
	14	2000	11 games
8.	15	1984	12 games
9.	16	1978	11 games
	16	1994	12 games

Most			
1.	31	2014	13 games
2.	29	2003	13 games
	29	1996	12 games
4.	27	2013	13 games
	27	2008	13 games
6.	26	2005	12 games
7.	25	1998	12 games
	25	1999	13 games
	25	2011	13 games
	25	2004	13 games

INTERCEPTION RETURN YARDS

Most			
1.	394	1987	12 games
2.	372	2016	13 games
3.	319	1989	12 games
	319	1996	14 games
5.	289	1999	11 games
6.	273	1988	12 games
7.	270	2001	13 games
8.	253	1990	12 games
9.	252	2004	11 games
10.	249	2014	13 games
11.	246	1980	12 games

Most since 2000			
1.	372	2016	13 games
2.	270	2001	13 games
3.	252	2004	11 games
4.	249	2014	13 games
5.	245	2009	13 games

6.	231	2015	13 games
7.	224	2017	13 games
8.	198	2006	13 games
	198	2011	13 games
10.	189	2007	13 games
	189	2010	13 games

INTERCEPTIONS

Most			
1.	28	1987	12 games
2.	25	1980	12 games
3.	24	1988	12 games
	24	1967	10 games
4.	23	1985	13 games
5.	22	1990	12 games
	22	1976	11 games
7.	21	2016	13 games
	21	1979	11 games
	21	1989	12 games
10.	20	2001	13 games

Most since 2000			
1.	21	2016	13 games
2.	20	2001	13 games
3.	18	2006	13 games
	18	2002	12 games
5.	16	2007	13 games
	16	2010	13 games
7.	15	2015	13 games
8.	14	2014	13 games
	14	2009	13 games
	14	2003	12 games

Fewest			
1.	4	1997	11 games
2.	5	1993	11 games
3.	7	2000	12 games
4.	8	2017	13 games
5.	9	2018	13 games
	9	2005	12 games
	9	2008	13 games
	9	1992	12 games
	9	1994	12 games

SACKS

Most			
1.	42	1986	12 games
2.	40	2015	13 games
3.	36	1990	12 games
4.	35	1987	12 games
	35	1988	12 games
	35	1999	11 games
	35	1998	13 games
	35	1992	12 games
9.	34	1989	12 games
	34	2004	11 games
	34	2012	13 games

Most since 2000			
1.	40	2015	13 games
2.	34	2004	11 games
	34	2012	13 games
4.	32	2007	13 games
5.	29	2016	13 games
	29	2000	12 games
7.	27	2018	13 games
	27	2014	13 games
9.	25	2001	13 games

25	2009	13 games
25	2003	12 games

SACKS YARDS

Most		
1.	330	1986 12 games
2.	279	1988 12 games
3.	253	1987 12 games
4.	245	1999 11 games
	245	2004 11 games
6.	244	1996 14 games
7.	242	1990 12 games
8.	239	2015 13 games
9.	229	1998 13 games
10.	228	2007 13 games

Most since 2000		
1.	245	2004 11 games
2.	239	2015 13 games
3.	228	2007 13 games
4.	200	2000 12 games
5.	185	2016 13 games
6.	183	2012 13 games
7.	182	2010 13 games
8.	179	2001 13 games
9.	177	2008 13 games
10.	175	2006 13 games

OPPONENT RUSHING YARDS ALLOWED

Fewest		
1.	1,014	1986 12 games
2.	1,128	1999 11 games
3.	1,130	2012 13 games
4.	1,171	2007 13 games
5.	1,186	1998 13 games
6.	1,396	1990 12 games
7.	1,430	1983 11 games
8.	1,432	2009 13 games
9.	1,456	2011 13 games
10.	1,457	1994 12 games

Most		
1.	2,667	2001 13 games
2.	2,505	1993 11 games
3.	2,178	2019 13 games
4.	2,133	2002 12 games
5.	2,079	2013 13 games
6.	2,010	1975 11 games
7.	1,942	1984 12 games
8.	1,921	1980 12 games
9.	1,919	2017 13 games
10.	1,870	2015 13 games

OPPONENT RUSHING ATTEMPTS

Fewest		
1.	389	1999 11 games
2.	405	2011 13 games
3.	408	2006 13 games
4.	412	2012 13 games
5.	422	2009 13 games
6.	429	2007 13 games
7.	431	2016 13 games
8.	432	1983 11 games
9.	437	1986 12 games
10.	440	2004 11 games

Most		
1.	808	2005 12 games
2.	671	1995 11 games

3.	599	1980 12 games
4.	581	1978 12 games
5.	563	1979 11 games
6.	561	1977 11 games
7.	560	1984 12 games
8.	538	2013 13 games
9.	536	1991 12 games
	536	1976 11 games
	536	1975 11 games

OPPONENT AVERAGE YARDS/RUSH

Fewest		
1.	2.12	1967 10 games
2.	2.19	2005 12 games
3.	2.32	1986 12 games
4.	2.60	1995 11 games
5.	2.66	1969 10 games
6.	2.67	1998 13 games
7.	2.73	2007 13 games
8.	2.74	2012 13 games
9.	2.75	1966 10 games
10.	2.89	1999 11 games
11.	2.90	1968 10 games
12.	3.03	1979 11 games
13.	3.05	1985 13 games
14.	3.11	1994 12 games
15.	3.12	1990 13 games

Most		
1.	5.25	1993 11 games
2.	5.04	2001 13 games
3.	4.23	2019 13 games
4.	4.12	2002 12 games
5.	4.04	2006 13 games
6.	3.9	2010 13 games
7.	3.86	2013 13 games
8.	3.85	1997 11 games
9.	3.83	2008 13 games
10.	3.75	1975 11 games

OPPONENT RUSHING YARDS/GAME

Fewest		
1.	84.5	1986 12 games
2.	86.9	2012 13 games
3.	90.1	2007 13 games
4.	91.2	1998 13 games
5.	102.5	1999 11 games
6.	110.2	2009 13 games
7.	112.0	2011 13 games
8.	112.8	2016 13 games
9.	116.3	1990 12 games
10.	118.5	1985 13 games

Most		
1.	227.7	1993 11 games
2.	205.2	2001 13 games
3.	182.7	1975 11 games
4.	177.8	2002 12 games
5.	169.2	1982 11 games
6.	167.5	2019 13 games
7.	164.4	1997 11 games
8.	161.8	1984 12 games
9.	160.8	1977 11 games
10.	160.1	1980 12 games

OPPONENT RUSH TOUCHDOWNS ALLOWED

Fewest		
1.	5	2012 13 games

2.	6	1985 13 games
3.	8	1977 11 games
4.	9	1999 11 games
	9	1978 12 games
	9	1984 12 games
7.	10	2006 13 games
	10	1979 11 games
9.	11	1986 12 games
	11	1996 14 games
	11	1987 12 games
	11	2013 13 games

Most		
1.	29	2002 12 games
2.	25	2001 13 games
3.	22	2018 13 games
	22	2015 13 games
5.	21	1992 12 games
	21	1989 12 games
	21	1993 11 games
8.	20	2000 12 games
9.	19	2014 13 games
	19	2004 11 games

PASSING YARDS ALLOWED

Fewest		
1.	1,349	1979 11 games
2.	1,638	1975 11 games
3.	1,734	1982 11 games
4.	1,846	1976 11 games
5.	1,901	1977 11 games
6.	1,914	1984 12 games
7.	1,941	1978 12 games
8.	2,114	2003 12 games
9.	2,130	1997 11 games
10.	2,195	1980 12 games

Most		
1.	3,506	2014 13 games
2.	3,456	2001 13 games
3.	3,295	1991 12 games
4.	3,278	2016 13 games
5.	3,275	1990 12 games
6.	3,232	2005 12 games
7.	3,203	1989 12 games
8.	3,146	1994 12 games
9.	2,938	2019 13 games
10.	2,928	2017 13 games

PASSING YARDS ALLOWED PER GAME

Fewest		
1.	122.6	1979 11 games
2.	148.9	1975 11 games
3.	157.6	1982 11 games
4.	159.5	1984 12 games
5.	161.8	1978 12 games
6.	167.8	1976 11 games
7.	172.8	1977 11 games
8.	173.3	1985 13 games
9.	176.2	2003 12 games
10.	179.2	2012 13 games

Most		
1.	274.6	1991 12 games
2.	272.9	1990 12 games
3.	269.7	2014 13 games
4.	269.3	2005 12 games
5.	266.9	1989 12 games



6.	265.8	2001	13 games
7.	262.2	1994	12 games
8.	252.2	2016	13 games
9.	248.0	1993	11 games
10.	245.7	1983	11 games

OPPONENT PASSING ATTEMPTS

Fewest Since 1975

1.	215	1975	11 games
2.	272	1997	11 games
3.	280	1976	11 games
4.	293	1979	11 games
5.	295	1982	11 games
6.	314	1984	12 games
7.	320	2003	12 games
8.	325	1978	12 games
9.	327	1977	11 games
10.	330	2000	12 games

Fewest Pre-1975

1.	107	1958	10 games
2.	124	1959	10 games
3.	126	1961	10 games
4.	132	1960	10 games
5.	140	1962	10 games
6.	158	1963	10 games
7.	181	1964	10 games
8.	207	1965	10 games
9.	262	1968	10 games
10.	268	1970	11 games

Most

1.	549	2014	13 games
2.	499	1990	12 games
3.	490	2013	13 games
4.	468	2001	13 games
5.	449	2009	13 games
6.	448	2007	13 games
7.	445	2006	13 games
8.	433	1992	12 games
9.	432	2011	13 games
10.	430	2018	13 games

PASSING YARDS ALLOWED PER ATTEMPT

Fewest

1.	4.60	1979	11 games
2.	5.46	1980	12 games
3.	5.50	1985	13 games
4.	5.808	2013	13 games
5.	5.813	1977	11 games
6.	5.87	2018	13 games
7.	5.88	1982	11 games
8.	5.97	1978	12 games
9.	5.99	2006	13 games
10.	6.05	2011	13 games

Most

1.	8.43	1994	12 games
2.	8.28	1991	12 games
3.	8.11	2000	12 games
4.	8.05	1989	12 games
5.	8.05	1993	11 games
6.	7.86	2005	12 games
7.	7.83	1997	11 games
8.	7.64	2016	13 games
9.	7.62	1975	11 games
10.	7.59	2017	13 games

OPPONENT COMPLETIONS ALLOWED

Fewest

1.	99	1975	11 games
2.	122	1976	11 games
3.	125	1979	11 games
4.	138	1997	11 games
5.	139	1982	11 games
6.	141	1984	12 games
7.	144	1977	11 games
8.	147	1978	12 games
9.	166	1988	12 games
10.	168	2003	12 games

Most

1.	318	2014	13 games
2.	279	2013	13 games
3.	271	2016	13 games
4.	263	1990	12 games
5.	262	2009	13 games
6.	260	2018	13 games
7.	259	2005	12 games
8.	257	2007	13 games
9.	254	2019	13 games
	254	2017	13 games

COMPLETION PERCENTAGE ALLOWED

Lowest Since 1975

1.	42.66%	1979	11 games
2.	43.57%	1976	11 games
3.	44.04%	1977	11 games
4.	44.50%	1988	12 games
5.	44.90%	1984	12 games
6.	45.23%	1978	12 games
7.	46.05%	1975	11 games
8.	47.12%	1982	11 games
9.	47.18%	1998	13 games
10.	48.29%	1985	13 games

Highest

1.	65.80%	2017	13 games
2.	63.66%	2019	13 games
3.	63.17%	2016	13 games
4.	63.02%	2005	12 games
5.	61.12%	2008	13 games
6.	60.47%	2018	13 games
7.	58.70%	1995	11 games
8.	58.35%	2009	13 games
9.	58.18%	2000	12 games
10.	57.92%	2014	13 games

PASSING TOUCHDOWNS ALLOWED

Fewest

1.	6	1979	11 games
2.	7	1984	12 games
3.	8	1985	13 games
	8	1982	11 games
5.	9	1976	11 games
	9	2002	12 games
	9	1975	11 games
	9	1978	12 games
9.	10	1980	12 games
	10	1977	11 games

Most

1.	26	1993	11 games
2.	25	2005	12 games
3.	25	2014	13 games

4.	24	1994	12 games
5.	24	1991	12 games
6.	23	2001	13 games
7.	22	2019	13 games
8.	20	2010	13 games
9.	19	2017	13 games
	19	2013	13 games
	19	1987	12 games

PASS EFFICIENCY ALLOWED

Lowest

1.	73.33	1979	11 games
2.	88.91	1980	12 games
3.	91.83	1982	11 games
4.	92.26	1985	13 games
5.	92.30	1977	11 games
6.	94.19	1988	12 games
7.	95.45	1978	12 games
8.	99.64	1996	14 games
9.	101.13	2006	13 games
10.	101.27	1976	11 games

Highest

1.	160.01	1986	12 games
2.	153.68	2000	12 games
3.	150.34	1997	11 games
4.	146.83	2005	12 games
5.	143.33	1994	12 games
6.	141.60	2017	13 games
7.	136.63	1993	11 games
8.	136.19	2019	13 games
9.	131.94	1991	12 games
10.	130.64	2016	13 games

OPPONENT TOTAL OFFENSIVE PLAYS

Fewest

1.	696	1975	11 games
2.	729	1999	11 games
3.	742	1997	11 games
4.	787	1986	12 games
5.	790	2012	13 games
6.	792	2000	12 games
7.	805	2004	11 games
8.	814	1982	11 games
9.	816	1976	11 games
	816	1993	11 games

Most

1.	1,219	2005	12 games
2.	1,032	2014	13 games
3.	1,028	2013	13 games
4.	1,010	1995	11 games
5.	1,001	1980	12 games
6.	997	2001	13 games
7.	947	1990	12 games
8.	939	1996	14 games
9.	934	1991	12 games
10.	922	1989	12 games

TOTAL OFFENSIVE YARDS ALLOWED

Fewest

1.	3,055	1979	11 games
2.	3,282	1986	12 games
3.	3,386	1999	11 games
4.	3,459	2012	13 games
5.	3,537	1976	11 games

6.	3,561	1998	13 games
7.	3,595	1982	11 games
8.	3,648	1975	11 games
9.	3,670	1977	11 games
10.	3,687	2003	12 games

Most			
1.	6,123	2001	13 games
2.	5,233	1993	11 games
3.	5,116	2019	13 games
4.	5,090	2014	13 games
5.	5,049	1991	12 games
6.	5,005	2005	12 games
7.	4,925	2013	13 games
8.	4,855	1989	12 games
9.	4,847	2017	13 games
10.	4,745	2016	13 games

TOTAL OFFENSIVE YARDS ALLOWED/GAME

Fewest			
1.	266.1	2012	13 games
2.	273.5	1986	12 games
3.	273.9	1998	13 games
4.	277.7	1979	11 games
5.	291.8	1985	13 games
6.	300.5	2007	13 games
7.	307.3	2003	12 games
8.	307.8	1999	11 games
9.	312.9	2011	13 games
10.	316.3	1996	14 games

Most			
1.	475.7	1993	11 games
2.	471.0	2001	13 games
3.	420.8	1991	12 games
4.	417.1	2005	12 games
5.	404.6	1989	12 games
6.	393.5	2019	13 games
7.	391.5	2014	13 games
8.	389.3	1990	12 games
9.	384.7	2002	12 games
10.	383.6	1994	12 games

AVERAGE YARDS PER PLAY

Fewest			
1.	3.56	1979	11 games
2.	4.10	1980	12 games
3.	4.1377	1985	13 games
4.	4.1383	1978	12 games
5.	4.16	1977	11 games
6.	4.19	1986	12 games
7.	4.25	1998	13 games
8.	4.306	1976	11 games
9.	4.309	1988	12 games
10.	4.36	2012	13 games

Most			
1.	8.1	1975	11 games
2.	6.4	1993	11 games
3.	6.2	2001	13 games
4.	5.6	2019	13 games
5.	5.5	2016	13 games
	5.5	2005	12 games
	5.5	1994	12 games
8.	5.4	1991	12 games
9.	5.3	2017	13 games
10.	5.3	2000	12 games

TURNOVERS FORCED

Most			
1.	55	1977	11 games
2.	49	1987	12 games
3.	47	1980	12 games
4.	42	1976	11 games
5.	41	1978	12 games
6.	40	1985	13 games
7.	39	1979	11 games
8.	36	1996	14 games
9.	34	1988	12 games
	34	1981	12 games

Fewest			
1.	11	1997	11 games
2.	17	2017	13 games
3.	18	2018	13 games
	18	1993	11 games
5.	19	1992	12 games
	19	1998	13 games
7.	20	2000	12 games
	20	2004	11 games
9.	21	2007	13 games
	21	1986	12 games

FUMBLES RECOVERED

Most			
1.	36	1977	11 games
2.	28	1978	12 games
3.	23	1980	12 games
4.	22	1987	12 games
5.	21	2008	13 games
6.	19	1976	11 games
7.	18	1985	13 games
	18	1979	11 games
9.	17	1996	14 games
	17	1975	11 games

SPECIAL TEAMS

PUNTS

Most			
1.	86	1969	10 games
2.	85	2013	13 games
3.	81	2003	12 games
4.	80	1968	10 games
5.	79	1978	12 games
6.	76	1970	11 games
7.	72	1987	12 games
	72	1998	13 games
9.	70	1967	10 games
10.	69	1997	11 games
	69	2014	13 games

Fewest			
1.	24	1983	11 games
2.	40	1982	11 games
3.	41	2008	13 games
4.	42	2009	13 games
5.	44	1996	14 games
6.	45	1989	12 games
7.	46	1990	12 games
8.	47	1995	11 games
	47	2011	13 games
10.	49	1988	12 games
	49	1975	11 games

PUNTS PER GAME

Most			
1.	8.6	1969	10 games
2.	8.0	1968	10 games
3.	7.0	1967	10 games
4.	6.91	1970	11 games
5.	6.75	2003	12 games
6.	6.58	1978	12 games
7.	6.54	2013	13 games
8.	6.27	1997	11 games
9.	6.00	1987	12 games
10.	5.91	1976	11 games

Fewest			
1.	2.18	1983	11 games
2.	3.14	1996	14 games
3.	3.15	2008	13 games
4.	3.23	2009	13 games
5.	3.62	2011	13 games
6.	3.64	1982	11 games
7.	3.75	1989	12 games
8.	3.83	1990	12 games
9.	4.00	2006	13 games
10.	4.08	2010	13 games

PUNT YARDS

Most			
1.	3,589	1968	10 games
2.	3,437	2003	12 games
3.	3,376	2013	13 games
4.	3,345	1969	10 games
5.	3,106	2014	13 games
6.	3,083	1987	12 games
7.	3,041	1978	12 games
8.	3,009	1967	10 games
9.	2,898	2000	12 games
10.	2,883	1970	11 games

Fewest			
1.	1,215	1983	11 games
2.	1,654	1975	11 games
3.	1,712	2008	13 games
4.	1,725	2006	13 games
5.	1,733	2009	13 games
6.	1,825	1982	11 games
7.	1,867	1980	12 games
8.	1,875	1989	12 games
9.	1,909	2005	12 games
10.	1,920	1996	14 games

PUNT YARDS PER GAME

Most			
1.	286.4	2003	12 games
2.	259.7	2013	13 games
3.	256.9	1987	12 games
4.	256.5	2004	11 games
5.	253.4	1978	12 games
6.	248.1	1997	11 games
7.	241.5	2000	12 games
8.	238.9	2014	13 games
9.	236.5	1979	11 games
10.	226.4	1976	11 games

Fewest			
1.	110.5	1983	11 games
2.	131.7	2008	13 games
3.	132.7	2006	13 games
4.	133.3	2009	13 games
5.	137.1	1996	14 games
6.	150.4	1975	11 games
7.	152.7	2011	13 games

8.	155.6	1980	12 games
9.	156.3	1989	12 games
10.	159.1	2005	12 games

AVERAGE YARDS PER PUNT

Most			
1.	49.94	1993	11 games
2.	47.30	2002	12 games
3.	46.64	2012	13 games
4.	45.81	1982	11 games
5.	44.86	1968	10 games
6.	44.66	2014	13 games
7.	44.61	2004	11 games
8.	44.31	1988	12 games
9.	43.74	1959	10 games
10.	43.61	2000	12 games

Fewest			
1.	33.99	1977	11 games
2.	35.98	1990	12 games
3.	36.01	1980	12 games
4.	36.43	2005	12 games
5.	36.63	2001	13 games
6.	37.17	1992	12 games
7.	37.23	2009	13 games
8.	37.87	2006	13 games
9.	38.10	2010	13 games
10.	38.15	1998	13 games

PUNT RETURNS

Most			
1.	60	1985	13 games
2.	55	1979	11 games
3.	52	1984	12 games
4.	51	1968	10 games
5.	50	1986	12 games
6.	49	1978	12 games
7.	44	1967	10 games
	44	1969	10 games
9.	43	1981	12 games
10.	40	1992	12 games
	40	1990	12 games

Fewest			
1.	19	1982	11 games
2.	20	2004	11 games
3.	21	2019	13 games
	21	2008	13 games
5.	23	1993	11 games
6.	24	2018	13 games
	24	2017	13 games
	24	2016	13 games
	24	1996	14 games
10.	25	2010	13 games
	25	2011	13 games
	25	2015	13 games
	25	2002	12 games

PUNT RETURN YARDS

Most			
1.	630	1969	10 games
2.	517	1967	10 games
3.	489	1984	12 games
4.	484	1968	10 games
5.	482	1985	13 games
6.	452	1995	11 games
7.	420	1971	11 games
8.	418	1979	11 games

9.	414	1986	12 games
10.	410	1996	14 games

Fewest			
1.	118	2017	13 games
2.	120	2008	13 games
3.	136	1977	11 games
4.	142	1975	11 games
5.	152	1983	11 games
6.	157	2007	13 games
7.	158	2018	13 games
8.	162	1962	10 games
9.	166	2004	11 games
10.	174	2009	13 games

PUNT RETURN YARDS PER GAME

Most			
1.	41.1	1995	11 games
2.	40.8	1984	12 games
3.	38.0	1979	11 games
4.	37.1	1985	13 games
5.	34.5	1986	12 games
6.	33.6	1978	12 games
7.	31.1	1981	12 games
8.	30.7	2006	13 games
9.	29.3	1996	14 games
10.	28.1	1992	12 games

Fewest			
1.	6.3	2008	13 games
2.	9.1	2017	13 games
3.	12.2	2018	13 games
4.	12.1	2007	13 games
5.	12.4	1977	11 games
6.	12.9	1975	11 games
7.	13.4	2009	13 games
8.	13.8	1983	11 games
9.	15.1	2004	11 games
10.	15.7	2016	13 games

KICKOFF RETURNS

Most			
1.	55	1993	11 games
2.	53	2008	13 games
3.	50	2001	13 games
	50	1988	12 games
5.	49	1991	12 games
	49	2014	13 games
7.	47	1989	12 games
	47	2011	13 games
	47	2007	13 games
10.	44	1997	11 games
	44	2013	13 games
	44	2010	13 games

Fewest			
1.	15	1982	11 games
2.	17	1999	11 games
3.	18	1981	12 games
	18	1985	13 games
5.	19	2018	13 games
6.	20	1983	11 games
7.	22	2019	13 games
	22	1979	11 games
9.	24	1977	11 games
10.	25	1995	11 games

KICKOFF RETURN YARDS

Most			
1.	1,312	1993	11 games
2.	1,304	2008	13 games
3.	1,279	1979	11 games
4.	1,106	1988	12 games
5.	1,094	2001	13 games
	1,094	2007	13 games
7.	1,088	2013	13 games
8.	1,071	2011	13 games
9.	1,068	1989	12 games
10.	984	2010	13 games

Fewest			
1.	247	1981	12 games
2.	266	1982	11 games
3.	364	2018	13 games
4.	382	1999	11 games
5.	391	1985	13 games
6.	402	1983	11 games
7.	427	2019	13 games
8.	472	1995	11 games
9.	481	1978	12 games
10.	492	1977	11 games

KICKOFF RETURN YARD AVERAGE

Highest			
1.	26.8	1996	14 games
2.	26.32	1979	11 games
3.	24.7	2013	13 games
4.	24.6	2008	13 games
5.	24.37	1969	10 games
6.	24.3	1998	13 games
7.	24.2	2012	13 games
8.	24.06	1960	10 games
9.	23.39	1961	10 games
10.	23.11	1964	10 games

Lowest			
1.	13.7	1981	12 games
2.	16.2	1991	12 games
3.	17.2	2005	12 games
4.	17.6	2017	13 games
5.	17.7	1982	11 games
6.	18.5	1978	12 games
7.	18.8	1990	12 games
8.	18.9	1995	11 games
9.	19.1	1987	12 games
10.	19.2	2018	13 games

KICKOFF RETURN YARDS PER GAME

Most			
1.	119.3	1993	11 games
2.	116.3	1979	11 games
3.	100.3	2008	13 games
4.	92.2	1988	12 games
5.	89.0	1989	12 games
6.	84.2	2007	13 games
	84.2	2001	13 games
8.	83.7	2013	13 games
9.	82.4	2011	13 games
10.	77.8	1997	11 games

Fewest			
1.	20.6	1981	12 games
2.	24.2	1982	11 games
3.	28.0	2018	13 games
4.	30.1	1985	13 games
5.	32.8	2019	13 games

6.	34.7	1999	11 games
7.	36.5	1983	11 games
8.	40.1	1978	12 games
9.	42.9	1995	11 games
10.	43.9	2006	13 games

TEAM GAME

Season records may not include seasons prior to 1975.
The amount and availability of archived statistics is less
and less in the earlier seasons.

Bowl statistics were counted as part of season statis-
tics starting in the 2002 season.

OFFENSE

POINTS SCORED

Most	Opponent	Year
1.	83 UTEP	1980
2.	70 Wagner	2015
	70 Tulane	2001
	70 Utah	1989
	70 Utah State	1980
6.	68 UTEP	1977
7.	67 San Jose State	1967
	67 Western State	1951
8.	66 New Mexico	1983
9.	65 New Mexico	1988
	65 UTEP	1981
	65 Utah State	1977
Fewest		
1.	0 UTEP	1978
	0 Arizona State	1975
	0 Utah	2003
	0 Michigan	2015
	0 LSU	2017

TOTAL OFFENSIVE PLAYS

Most		
1.	115 Houston	2013
2.	105 Hawaii	2001
3.	102 Nevada	2014
4.	101 Utah State	1976
	101 UCLA	1995
6.	100 Utah State	2002
	100 Utah	1967
7.	99 Texas	2013
9.	97 Boise State	1977
	97 Washington	2013
11.	96 Houston	2014
	96 UNLV	2004
	96 Hawaii	2002
Fewest		
1.	21 Bowling Green	1975
2.	30 Wyoming	2006
3.	38 vs. LSU	2017
4.	45 Rice	1997
5.	46 Mississippi State	2017
	46 Utah	2003
7.	49 Washington	2018
8.	50 Wyoming	2016
	50 Michigan	2015
	50 Air Force	1989

TOTAL OFFENSIVE YARDS

Most		
1.	777 New Mexico	1983
2.	767 San Diego State	1991
3.	750 Utah	1989
4.	741 Wagner	2015
5.	736 UTEP	1980
6.	734 Tulane	2001
7.	732 Utah State	1990
8.	715 Air Force	1983
9.	713 Southern Miss	1976
10.	710 Utah State	1980
	707 Weber State	1979
Fewest		
1.	97 LSU	2017
2.	105 Michigan	2015
3.	108 Wyoming	1976
4.	147 TCU	2010
5.	156 Utah	2003
6.	158 Penn State	1991
7.	167 San Diego State	1986
8.	177 Colorado State	2000
9.	180 San Diego State	1978
10.	188 New Mexico	2002

AVERAGE YARDS PER PLAY

Most		
1.	15.43 Bowling Green	1975
2.	15.13 Wyoming	2006
3.	11.11 Nebraska	2015
4.	10.71 Utah	1989
5.	10.70 Wagner	2015
6.	10.34 San Diego State	1990
7.	10.22 New Mexico	1983
8.	9.64 Colorado State	2001
9.	9.49 Utah State	1993
10.	9.47 Utah State	1980
Fewest		
1.	1.57 Wyoming	1976
2.	2.10 Michigan	2015
3.	2.47 San Diego State	1978
4.	2.55 LSU	2017
5.	2.58 TCU	2010
6.	2.69 San Diego State	1986
7.	2.70 Wyoming	1988
8.	2.73 Florida State	2010
9.	2.74 UNLV	2007
10.	2.82 San Diego State	1976

TURNOVERS

1.	9 Utah	1968
2.	8 Utah	1988
	8 UNLV	1981
	8 Arizona State	1977
5.	7 Utah State	2017
	7 Hawaii	2001
	7 UTEP	1987
	7 Utah	2011
	7 Stanford	2004
	7 Wyoming	1988

FUMBLES

1.	9 Hawaii	2001
2.	7 Hawaii	1978
	7 Colorado State	1988

7.	New Mexico	1989
5.	6 New Mexico	1981
6.	UTEP	1989
6.	UNLV	2001
6.	Utah	2011
6.	UNLV	2004
6.	Fresno State	1998
6.	UTEP	1978

FUMBLES LOST

1.	6 Hawaii	2001
	6 Utah	2011
	6 New Mexico	1981
4.	5 Arizona State	1977
	5 UTEP	1975
6.	4 10 others: last Middle Tenn.	2013

SACKS GIVEN UP

Most		
1.	11 UCLA	1993
2.	10 Washington	1986
	10 Hawaii	1989
4.	9 Wyoming	1988
5.	8 San Diego State	1986
	8 Houston	2013
	8 San Diego State	1988
	8 Washington	1996
	8 Boise State	2004
	8 Florida State	2010

FIRST DOWNS

Most		
1.	49 Utah	1993
2.	41 Houston	2013
3.	39 Air Force	2005
	39 Air Force	1983
5.	38 San Diego State	1983
	38 Hawaii	2001
	38 Nevada	2014
8.	37 Utah State	1977
	37 San Diego State	1991
	37 Washington	1999
Fewest		
1.	6 LSU	2017
2.	7 Washington	2018
	7 Wyoming	2006
4.	8 Mississippi State	2017
	8 Michigan	2015
	8 UTEP	1997
7.	9 Utah	2003
	9 Penn State	1991
	9 Colorado State	2000
10.	10 McNeese	2018
	10 San Diego State	1986
	10 TCU	2010
	10 New Mexico	2002

RUSH FIRST DOWNS

Most		
1.	27 Utah	1993
	27 Utah	1986
3.	24 Texas	2013
4.	22 San Diego State	2007
5.	20 Air Force	1994
	20 Colorado State	2001

20	Fresno State	1992
20	UConn	2015
20	Hawaii	2012
20	Air Force	1988

Fewest

1. 0	Oregon	1990
2. 1	LSU	2017
1	USC	2004
1	Texas A&M	1979
1	Utah	2002
1	FSU	2000
1	Washington	1996
1	Washington	1986
1	Syracuse	2000
1	Utah	2011
1	Hawaii	1989
1	Texas A&M	1996
1	UCLA	2007

PASSING FIRST DOWNS

Most

1. 30	Colorado State	1981
2. 27	New Mexico	1985
3. 26	Utah State	1990
26	Wyoming	1979
5. 25	Nevada	2014
25	Tulsa	2007
25	Washington State	1989
8. 24	San Diego State	1983
24	UTEP	1980
24	San Diego State	1991
24	Hawaii	2001

Fewest

1. 1	Wyoming	2006
1	Utah	2003
1	Utah	1997
1	Stanford	2003
5. 2	Michigan	2015
2	San Diego State	1986
2	Nevada	2013
8. 3	Colorado State	1975
9. 4	Mississippi State	2017
4	LSU	2017
4	Wyoming	1977
4	Hawaii	1997
4	Utah	1969
4	San Diego State	1976
4	Wyoming	2010
4	UNLV	2000

MOST PENALTY FIRST DOWNS

1. 8	Mississippi State	2000
2. 7	UTEP	1981
3. 6	Hawaii	2001
6	Colorado State	1989
6	Florida State	2000
6. 5	13 other games	

RUSHING

RUSHING YARDS

Most

1. 550	Texas	2013
2. 465	at Montana	1958
3. 460	Fresno State	1958

4. 454	Utah	1986
5. 437	Tulane	2001
6. 421	Idaho State	2013
7. 410	Colorado State	2001
8. 398	Wyoming	1975
9. 396	Hawaii	2012
10. 394	Nevada	2013

Fewest

1. -96	New Mexico	1970
2. -86	Pittsburgh	1987
3. -55	Hawaii	1989
4. -47	Oregon	1990
5. -45	Washington	1986
6. -35	Air Force	1985
7. -29	Air Force	1995
8. -21	Air Force	2002
9. -16	San Diego State	1995
10. -5	LSU	2017
-5	San Diego State	1978
-5	Stanford	2003
13. -2	Utah	2002
-2	FSU	2000
15. 0	UTEP	1997
0	Penn State	1991

RUSHING ATTEMPTS

Most

1. 77	Utah	1986
2. 74	Wyoming	1975
3. 73	Colorado State	1959
4. 72	Texas	2013
5. 71	Houston	2013
6. 67	Utah State	1970
7. 65	Utah	1975
8. 63	Utah	1996
63	UCLA	1995
63	Wyoming	1971
63	Arizona	1959
63	Utah	1958

Fewest

1. 14	LSU	2017
15	Mizzou	2015
2. 16	Utah State	2018
16	Boston College	2005
16	Notre Dame	1992
16	Colorado State	2000
6. 17	Utah	1995
7. 18	Air Force	2002
18	UGA	1982
9. 19	Oregon	1990
19	FSU	1991
19	San Diego State	2005
19	Utah	1982
19	FSU	2009

RUSHING YARDS PER ATTEMPT

Most

1. 11.35	UTEP	1984
2. 11.0	GWU	1962
3. 9.15	ISU	2013
4. 9.11	Colorado State	2001
5. 8.92	Tulane	2001
6. 8.76	Nevada	2013
7. 8.02	Utah	1989

8. 8.00	UMass	2019
9. 7.86	Wagner	2015
10. 7.8	Fresno State	1958

Fewest

1. -2.97	Pitt	1987
2. -2.47	Oregon	1990
3. -2.20	Hawaii	1989
4. -1.88	Washington	1986
5. -1.67	Air Force	1985
6. -1.21	Air Force	1995
7. -1.17	Air Force	2002
8. -0.62	San Diego State	1995
9. -0.36	LSU	2017
10. -0.20	Stanford	2003
11. -0.12	San Diego State	1978
12. -0.09	Utah	2002
13. -0.08	FSU	2000

RUSHING TOUCHDOWNS

1. 7	Colorado State	2001
7	Tulane	2001
3. 6	New Mexico State	2018
6	Toledo	2016
6	Wagner	2015
6	Utah	1989
6	San Diego State	1990
6	UNLV	2009
6	Utah State	1987
6	San Diego State	1982

PASSING

PASSING YARDS

Most

1. 619	Utah State	1993
2. 599	San Diego State	1991
3. 598	Utah State	1990
4. 585	New Mexico	1985
5. 583	Utah	1977
6. 575	New Mexico	1990
7. 566	Texas Western	1966
8. 565	Utah	1981
9. 545	Utah State	1980
10. 542	UTEP	1980
542	Colorado State	1980
12. 538	Colorado State	1981
13. 537	Tulsa	2007
537	Washington State	1989
15. 536	A&M	1996
16. 517	TCU	2005
17. 515	Southern Miss	1976
515	Hawaii	2001
19. 514	San Diego State	1990
20. 509	Utah State	1976
21. 508	Boston College	1985
22. 507	New Mexico	1983
23. 501	Washington	1999

Fewest

1. 41	Utah	2003
2. 55	Michigan	2015
3. 61	Boise State	2012
4. 67	Utah	1969
5. 70	Utah	1997
70	Utah	1996
7. 73	San Diego State	1986

8.	80	San Diego State	1976
	80	Colorado State	1975
10.	81	Wyoming	2010

PASSING ATTEMPTS

Most

1.	68	UNLV	2004
2.	65	Colorado State	1981
	65	Hawaii	2001
4.	63	Nevada	2014
5.	61	New Mexico	1985
6.	60	BC	2006
	60	Hawaii	1980
	60	Boston College	2005
	60	TCU	1987
10.	59	Washington	1999
	59	UTEP	1988
	59	Boise State	2003

Fewest

1.	12	Utah	1996
2.	14	Utah	2003
3.	15	Wyoming	2016
	15	Utah	1986
	15	Rice	1996
6.	16	Utah	1969
	16	Utah	1997
8.	17	USM	1975
9.	17	San Diego State	1998
	17	Air Force	1988

PASSING YARDS/ATTEMPT

Most

1.	18.84	Western Mich.	2018
2	15.22	Wagner	2015
3.	14.60	Rice	1996
4.	14.59	Utah State	1979
5.	14.52	Utah	1989
6.	14.50	UTEP	1989
7.	14.18	Wyoming	2009
8.	14.07	Utah State	1993
9.	13.9	North Texas St.	1961
10.	13.70	New Mexico	1983

Fewest

1.	1.964	Michigan	2015
2.	2.920	San Diego State	1986
3.	2.927	Colorado State	2000
4.	2.929	Utah	2003
5.	2.938	New Mexico	2002
6.	3.033	TCU	2010
7.	3.200	San Diego State	1976
8.	3.211	Boise State	2012
9.	3.286	FSU	2010
10.	3.333	Colorado State	1975

COMPLETIONS

Most

1.	44	Colorado State	1985
2.	44	Colorado State	1981
3.	42	New Mexico	1985
4.	41	Boston college	2005
5.	40	North Texas State	1980
6.	40	Hawaii	2001
7.	39	Air Force	1983
8.	39	Washington	1999

9.	39	Nevada	2014
10.	38	Utah State	1977
	38	Miami	1990
	38	Boston College	2006

Fewest

1.	4	Utah	2003
2.	5	Utah	1969
3.	7	Utah	1996
	7	Arizona State	1998
5.	8.	Wyoming	2016
	8	Boise State	2012
	8	San Diego State	1986
	8	Penn State	1991
	8	Utah	1968
10.	9	Wyoming	1975
	9	Hawaii	1986
	9	Rice	1997
	9	Texas	2013

COMPLETION PERCENTAGE

Highest

1.	100.0%	Western Mich.	2018
2.	91.2%	FSU	1995
3.	90.9%	Wyoming	2009
4.	86.2%	Utah	1983
5.	85.2%	Wagner	2015
6.	83.8%	New Mexico	1983
7.	83.3%	San Diego St.	2008
8.	82.9%	UNI	2008
9.	81.8%	TU	2001
10.	81.5%	New Mexico	1977

Lowest

1.	22.9%	Utah	1968
2.	27.0%	OSU	1986
3.	28.6%	Utah	2003
4.	30.8%	Penn State	1991
5.	31.3%	Utah	1969
6.	32.0%	San Diego St.	1986
7.	32.5%	UVa	2013
8.	33.3%	ASU	1998
	33.3%	Texas	2013
10.	34.4%	New Mexico	2002

INTERCEPTIONS THROWN

1.	6	UGA	1982
	6	Wyoming	1977
	6	Utah	1968
	6	Arizona	1971
	6	New Mexico	1970
4.	5	Utah State	1990
	5	Utah	1993
	5	Oregon	1990
	5	Utah	1988
	5	Mia	1988
	5	Utah	2008
	5	Colorado State	1965
	5	North Texas State	1970
	5	Wyoming	1966

PASSING TDS

1.	7	Utah State	1980
	7	UTEP	1980
	7	Colorado State	1977
	7	UCLA	2008

	7	Colorado State	1981
	7	Utah State	1977
7.	6	San Diego State	1991
	6	New Mexico	1983
	6	A&M	1996
	6	BGU	1983
	6	New Mexico	1979
	6	Utah	1983
	6	NMSU	2012
	6	BU	1984

PASS EFFICIENCY

Highest

1.	327.75	Western Mich.	2018
2.	295.81	New Mexico	1986
3.	270.04	Wyoming	2009
4.	261.94	Wagner	2015
5.	255.31	Rice	1996
6.	246.99	New Mexico	1983
7.	246.77	Utah	1989
8.	245.85	San Diego St.	2006
9.	242.83	Utah	1983
10.	242.64	Colorado State	2010

Lowest

1.	24.5	San Diego St.	1986
2.	24.6	Utah	2003
3.	35.2	Utah	1968
4.	36.0	Wyoming	1977
5.	37.5	Boise State	2012
6.	46.6	New Mexico	2002
7.	50.9	San Diego S.	1976
8.	51.5	Boise State	2003
9.	58.4	Colorado State	1975
10.	58.8	TCU	2010

DEFENSE

INT RETURN YARDS

Most

1.	228	Arkansas State	1996
2.	176	Colorado State	1987
3.	138	UTEP	1977
4.	125	Colorado State	1999
5.	123	Tulsa	1971
6.	109	Boise State	2016
7.	105	Mississippi State	2017
8.	104	UNLV	1981
9.	102	Wyoming	1971
10.	99	San Diego State	2001

Most since 2000

1.	109	Boise State	2016
2.	105	Mississippi State	2017
3.	99	San Diego State	2001
4.	88	Fresno State	2015
5.	86	Wyoming	2004
6.	80	Utah	2010
	80	New Mexico	2002
8.	77	Eastern Wash.	2007
9.	76	Boise State	2015
10.	75	Utah	2004

INTERCEPTIONS

Most

1.	5	Utah	1991
----	---	------	------

5	Utah State	1990
5	Colorado State	1990
5	UTEP	1987
5	Utah State	1985
5	Utah	1983
5	Colorado State	1980
5	San Diego State	1979
5	Weber State	1979
5	UTEP	1977

Most since 2000

1. 4	Wyoming	2004
4	Wyoming	2000
4	UNLV	2006
4	Hawaii	2002
5. 3	22 times: last Utah	2016

SACKS

Most

1. 9	Colorado State	1987
2. 8	San Diego State	1986
8	Cincinnati	2015
8	UCLA	1983
5. 7	Hawaii	1987
7	New Mexico	1999
7	Utah State	1988
7	Air Force	1999
7	UNLV	1996
10 6	11 times: last Weber State	2012

Most since 2000

1. 8	Cincinnati	2015
2. 6	Weber State	2012
6	Idaho State	2011
6	San Diego State	2003
6	Boise State	2004
5. 5	Hawaii	2019
5	New Mexico St.	2018
5	New Mexico St.	2012
5	UNLV	2010
5	San Diego State	2002
5	Utah State	2008
5	Cal	2001
5	New Mexico	2009
5	Colorado State	2006
5	UNLV	2005

POINTS ALLOWED

Fewest

21	shutouts
Last:	SSU 2014
LAST FBS:	Hawaii 2012

Most

1. 72	Hawaii	2001
2. 68	UCLA	1993
3. 59	Hawaii	1990
4. 58	Colorado State	2003
58	Utah State	1993
6. 57	Utah	1988
7. 56	Hawaii	1989
8. 55	Memphis	2014
55	Boise State	2014
55	Tulsa	2007

FIRST DOWNS ALLOWED

Fewest

1. 5	UNLV	1998
2. 6	Savannah State	2014
6	Utah State	1986
6	Wagner	2015
5. 7	Southern Utah	2016
7	Colorado State	2006
7	Hawaii	1997
7	Weber State	1979
7	Oregon State	1978
7	Kansas State	1976

Most

1. 46	Utah	1993
2. 35	Mississippi State	2017
35	Virginia	2014
4. 34	Cal	2014
5. 33	Toledo	2016
6. 32	UNLV	1981
32	New Mexico	1994
8. 31	Hawaii	2001
9. 30	San Diego State	1991
30	Colorado State	1981
30	UTEP	1977

MOST RUSHING TOUCHDOWNS ALLOWED

1. 7	Air Force	2002
2. 5	Hawaii	1990
5	Utah	1998
5	Alabama	2004

RUSHING YARDS ALLOWED

Fewest

1. -26	Colorado State	1988
2. -14	New Mexico	1987
3. -12	UTEP	2010
4. -10	New Mexico	1999
5. -5	Hawaii	1986
-5	Washington State	2012
7. -1	Oregon State	1986
8. 2	UNLV	2005
9. 8	Utah State	1988
10. 9	Wyoming	2007
9	UCLA	2008
9	Houston	2014

Most

1. 504	TCU	1987
2. 454	Hawaii	1993
3. 440	Colorado State	2001
4. 424	Wyoming	1976
5. 409	Air Force	2010
6. 394	Air Force	1995
7. 386	Air Force	2002
8. 384	Rice	1997
9. 354	Utah	2004
10. 350	Wyoming	1981

OPPONENT RUSHING ATTEMPTS

Fewest

1. 12	San Diego State	2010
2. 13	Houston	2014
3. 14	Utah	1986
4. 15	San Diego State	1985
5. 16	Hawaii	2011

16	San Diego State	2009
16	Washington State	2012
16	UCLA	2008
9. 17	UNLV	1982
10. 17	Colorado State	1999

Most

1. 79	Air Force	2002
2. 74	Rice	1997
3. 73	Wyoming	1976
4. 72	UTEP	1984
5. 71	Air Force	1989
71	Georgia	1982
7. 69	UTEP	1977
8. 68	Arizona State	1977
9. 67	Penn State	1991
10. 66	Southern Miss	1975
66	Colorado State	1977

PASSING YARDS ALLOWED

Fewest

1. 0	Rice	1996
2. 18	Kansas State	1976
3. 19	Colorado State	1979
4. 21	Air Force	1990
21	UNLV	1998
6. 25	Air Force	1987
7. 31	Utah State	1986
8. 32	TCU	1987
9. 34	Utah	1969
10. 36	Georgia	1982

Most

1. 568	San Diego State	1991
2. 543	Hawaii	2001
3. 505	Toledo	2016
4. 493	Hawaii	2019
5. 490	Tulsa	2007
6. 489	Oregon	1989
7. 473	UNLV	1981
473	Wyoming	1991
9. 472	Utah State	1993
10. 467	Notre Dame	2005

OPPONENT PASSING ATTEMPTS

Fewest

1. 3	Rice	1997
2. 5	Rice	1996
3. 6	Air Force	1990
4. 7	Wyoming	1976
7	Air Force	1987
7	Kanas State	1976
7. 8	TCU	1987
8. 9	Air Force	2002
9	UTEP	1976
9	Arizona	1976

Most

1. 62	San Diego State	1990
2. 61	New Mexico St.	2018
3. 60	Cal	2014
60	Idaho State	2011
5. 58	Virginia	2014
6. 57	UNLV	1981
57	Utah State	2002
57	Utah State	1993
57	Utah State	1992

57 Idaho State 2013

COMPLETIONS ALLOWED

Fewest		
1.	0	Rice 1996
2.	1	Air Force 1990
	2	Rice 1997
	2	Air Force 1987
5.	3	Wyoming 1976
	3	Kansas State 1976
	3	TCU 1987
	3	Arizona 1976
	3	Colorado State 1979
10.	4	9 others: last vs. GT 2012

Most		
1.	38	Cal 2014
2.	35	Virginia 2014
3.	34	Wyoming 1992
	34	Idaho State 2011
5.	33	Bowling Green 1983
	33	San Diego State 2007
	33	San Diego State 1990
8.	32	Notre Dame 2005
	32	Florida State 2000
10.	31	8 teams: Last was Houston in 2014

COMPLETION PERCENTAGE ALLOWED

Lowest		
1.	0.00%	Rice 1996
2.	16.7%	Air Force 1990
3.	22.7%	Air Force 2009
4.	25.0%	Utah 1969
	25.0%	UNLV 1998
	25.0%	Colorado State 1979
7.	26.3%	Weber State 1979
8.	26.7%	Oregon State 1978
	26.7%	UNLV 1978
	26.7%	Georgia 1982

Highest		
1.	100.0%	UNLV 1999
2.	94.7%	Wisconsin 2017
3.	92.0%	Washington 2018
4.	85.5%	Washington 2019
5.	83.8%	Utah 2008
6.	83.3%	Syracuse 2000
7.	81.3%	Utah 2019
8.	80.0%	Wyoming 2005
9.	79.2%	Washington 1997
10.	78.9%	Toledo 2016

SPECIAL TEAMS

KICKOFF RETURNS

1.	11	Utah State 1993
2.	10	UCLA 1993
	10	Tulsa 2007
	10	Hawaii 1990
5.	9	Hawaii 1989
	9	Utah 2011
7.	8	8 times, last: Toledo in 2016

KICKOFF RETURN YARDS

#RET		
1.	270	Utah State 1993 11
2.	259	Tulsa 2007 10

3.	226	Utah 2008 8
4.	215	UCLA 1993 10
5.	207	Air Force 1989 5
6.	197	Wyoming 1960
7.	194	Washington 1986 8
8.	189	Hawaii 1990 10
9.	180	Oregon 1989 7
	180	Utah State 1997 6

PUNTS

1.	12	Oregon State 1978
	12	UNLV 2006
3.	11	Michigan 2015
	11	Texas 1987
	11	Virginia 2013
6.	10	New Mexico 2007
	10	UCF 2014
	10	San Diego St. 1986
	10	New Mexico 2003
	10	Washington 1998
	10	Pittsburgh 1987
	10	New Mexico 1980
	10	New Mexico 1998
	10	Nevada 2001

FEWEST PUNTS

0	10 games w/o punting since 1975
	last time: Wagner 2015

PUNT YARDS

Most		#punts
1.	475	Michigan 2015 11
2.	462	New Mexico 2007 10
3.	460	Texas 1987 11
4.	456	Utah State 1984 9
5.	452	Stanford 2003 9
6.	450	Colorado State 1979 9
7.	435	UCF 2014 10
8.	433	San Diego St. 1986 10
9.	430	Texas A&M 1979 9
10.	421	Notre Dame 2004 9

PUNT RETURN YARDS

Most		
1.	172	UTEP 1969
2.	158	UTEP 1978
3.	155	Hawaii 1997
4.	152	Utah 1971
5.	148	Pacific 1966
6.	144	New Mexico 1969
7.	137	San Jose St. 1967
8.	134	Tulane 2001
9.	132	North Texas St. 1970
10.	117	UTEP 1991
	117	Arizona State 1965
12.	109	Wyoming 1995
	109	San Diego St. 1995
14.	108	Wyoming 2006
	108	Utah State 1969
16.	107	Middle Tenn. 2013
17.	100	Tulsa 1984
18.	99	UTEP 1985

PUNT RETURNS

1.	9	Arizona 1969
----	---	--------------

2.	8	Utah 1979
	8	San Diego State 1984
	8	Utah 1992
	8	Wyoming 1978
	8	Weber State 1979
	8	Colorado State 1988
	8	UTEP 1978
	8	New Mexico 1985
	8	Utah 1971
	8	Wyoming 1969
	8	Colorado State 1963
13.	7	Happened 11 times, Last: vs. Tulane in 2001

The 2020 BYU Football Almanac has been designed to provide local, regional and national media with useful information about the BYU football program, its history and tradition. Additional information, including video and feature content and bios on all players, is available online at BYUCougars.com. Should you require additional information, such as photographs, video or additional media guides, please contact the BYU Athletic Communications office at (801) 422-8948. We appreciate your coverage of BYU football and look forward to working with you this season.

CREDENTIAL REQUESTS

Requests for credentials to cover BYU football should be sent from the editor or sports director via official company communication to Brett Pyne in the Athletic Communications office (brett_pyne@byu.edu; BYU Athletic Communications). Credentials shall be issued only to accredited newsgathering media outlets. Fan-based websites will not be issued media access and credentials but are invited to utilize resources provided online at BYUCougars.com to obtain notes, quotes, statistics and other information about BYU football.

All single-game credential requests should be received no later than one week prior to the date of the game to ensure consideration. Credentials for working media are restricted in accordance with BYU and NCAA rules and guidelines. Non-working persons, including spouses, dates and children, will not be credentialed and are not allowed in the working media areas during the game as dictated by NCAA guidelines. It is our intention to ensure proper, professional use is made of the space available for credentialed media.

PHOTOGRAPHY

Due to COVID-19, sideline credentials will be issued at the discretion of the BYU administration and athletic communications staff.

Credentials must be displayed prominently. All NCAA rules will be enforced regarding media representatives on sidelines. For additional questions regarding photography guidelines, please contact University photographer Jaren Wilkey at (801) 422-7322.

MEDIA SERVICES

The working media area is located on the third floor of the press box, situated on the west side of LaVell Edwards Stadium. Access to the press loge may be obtained via either the north or south elevators with media credentials.

The BYU Athletic Communications staff will provide working media with digital game notes, season stats, depth charts, flip cards, programs, game stats, in-game notes via the @BYUGamenotes Twitter feed, postgame notes and quotes and media guides for both teams.

Due to COVID-19 safety measures, all postgame interviews will be conducted via Zoom or in another virtual format. BYU head coach Kalani Sitake and selected players will be available following the mandatory 10-minute cooling-off period. The BYU locker room is closed to the media. BYU athletic communications staff will coordinate the Zoom post-game availability.



The BYU press box is equipped with wireless internet access. Wireless passwords will be provided with other game materials to media working in the press box.

PARKING

LaVell Edwards Stadium is located on the northwest corner of the BYU campus, just off Canyon Road (200 East) and University Parkway (1650 North) in Provo. Media parking is in Lot No. 2, immediately west of the stadium. Parking passes are required and must be obtained in advance.

INTERVIEWS

All interview and information requests regarding all players, coaches and Athletic Department personnel must be arranged in advance through the Athletic Communications office (see contact information below). BYU provides regular media availability each week. Local media members are responsible for attending any Zoom media availability to conduct interviews. Opponent and national media can arrange Zoom and telephone interviews through the Athletic Communications office. The Athletic Communications office will send an advisory each week detailing the weekly availability opportunities. Any other interview requests must be made at least 24 hours in advance. Interviews with players are typically not permitted after Wednesday each game week unless otherwise directed by BYU Athletic Communications. Player interviews will not be conducted during regular class hours.

Please contact the Athletic Communications office for specific times and other details if requesting access opportunities.

DISCLAIMER

The Brigham Young University Athletic Communications department reserves the right to revoke or deny working media credentials and/or access to any individual or organization at any time for any reason. All credentials are the property of Brigham Young University and must be surrendered upon request.

(AREA CODE – 801)

MEDIA RELATIONS

Duff Tittle-Associate AD/Communications. 422-4910
Brett Pyne-Football. 422-4912
Kenny Cox-Football/Legacy Hall. 422-5202
Ari Davis-Softball/Football. 422-8999

Kyle Chilton-Men's Basketball. 422-4909
Norma Collett-Women's Basketball. 422-4908
Jordan Christiansen-Baseball/WVB. 422-9769
Jenny Wheeler-Office Manager. 422-8948
Braden Taylor-Men's Volleyball/Programs. 422-8999
Tatiana Littlefield-Soccer 422-8999
Website: www.byucougars.com
Edwards Stadium Pressbox: 801-422-2609



BRETT PYNE

FB Media Relations Director
801-422-4912
801-367-1631 (c)
brett_pyne@byu.edu



KENNY COX

Asst. FB Media Relations Director
801-422-5202
801-422-7703 (c)
kenny_cox@byu.edu



ARI DAVIS

FB Media Relations Grad. Assistant
801-422-8999
801-243-8265 (c)
footballpr@byu.edu

SOCIAL MEDIA

Follow BYU football news and information, including in-game milestones and notes on Twitter.

@BYUCougarsPR
@BYUGameNotes
@BYUFootball
@BYUCougars



TELEVISION PARTNERS

On Sept. 1, 2010, Brigham Young University announced a partnership with ESPN to televise Cougar football on the sports leader's family of networks. BYU is the first program to sign an exclusive deal with ESPN. In January 2020, the BYU and ESPN announced a new seven-year media rights agreement continuing their longstanding relationship through the 2026 season.

One of BYU's goals in becoming an independent was the opportunity for more national television exposure. As an independent, every BYU home football game since 2011 has been televised to a live national audience on the ESPN family of networks or BYUtv. Including road games, BYU has had 88 games in that span on one of the ESPN networks. Overall, 74 percent of BYU's games have been featured on a national TV channel since 2011. The Cougars are ranked 18th in the country and No. 3 in the West after USC and Stanford for the most national TV games since going independent.

Through its partnership with ESPN, each season a minimum of four BYU home games will be televised on an ESPN network with at least three home games carried on ESPN, ESPN2, or ABC. Additional home games can be televised on those networks or on ESPN+.

"BYU is nationally recognized as an outstanding university and for the history and tradition of its premier athletic programs," said Burke Magnus, ESPN executive vice president of programming and scheduling. "Once BYU decided to chart an independent course for football, we both recognized it is a good opportunity to build and grow our strong 30-year relationship. With this agreement, college football fans around the country will see the quality and pageantry of BYU as well as the passion and enthusiasm of its supporters."

Historically, ESPN has televised many of the great games in Cougar football history, beginning with the network's first live college football telecast. In that 1984 game, the Cougars defeated No. 3 Pitt at the beginning of BYU's national championship season.

ESPN also carried BYU's defeat of top-ranked Miami in 1990, a contest long rated among the top regular-season college football games on ESPN since that year. BYU's season-opening win over No. 3 Oklahoma was ESPN's ninth-highest rated game of the 2009 regular season.

As part of the agreement, at least one BYU home game each season will be carried live on BYUtv and simulcast on ESPN3. BYUtv also provides the Cougars' national fan base access to same-day rebroadcasts of every home game and any away game to which ESPN has rights through conference agreements with the host team.

In 54 million North American homes, BYUtv is on the basic tier of both Dish and DirectTV and is carried by more than 800 cable systems. The network has its own state-of-the-art production building on BYU's campus and a top-of-the-line HD truck that allow BYUtv to televise every game in HD as well as produce pregame and postgame shows for every BYU game. BYU is the only school in the country with nationally televised live 60-minute pregame and 30-60-minute postgame shows before and after every game—home or away.

RADIO

BYU football games are heard exclusively on the Nu Skin BYU Sports Network. Broadcasts are produced by BYU Radio, which carries the games coast-to-coast on satellite radio via SiriusXM 143. Games are also broadcast on over-the-air flagship KSL Newsradio (102.7 FM/1160 AM) and network affiliates in the Intermountain West.

The "Voice of the Cougars" is Greg Wrubell, entering his 20th season as play-by-play commentator. A BYU graduate, Wrubell is in his 29th season on the football radio broadcast crew, having served as sideline reporter before stepping into the booth.

Wrubell's broadcast partner is former BYU quarterback Riley Nelson, who in 2020 begins his second season as game analyst. Former Cougar receiver Mitchell Jurgens is back for a third season as sideline reporter, while Jason Shepherd returns as the host of pregame, halftime and postgame coverage.

BYU football broadcasts are also heard online at BYURadio.org and BYUCougars.com, as well as the BYU Radio, BYU Cougars and BYU Gameday apps, with the live audio stream and archives made available to a worldwide listening audience. You can also listen to BYU football on your Alexa smart speakers by asking for "BYU Radio."



COACHES' SHOWS

In addition to comprehensive game-day coverage, BYU Broadcasting produces "BYU Football with Kalani Sitake," Tuesday nights at 6:30 p.m. MT, throughout the season on the BYUtv app and the Nu Skin BYU Sports Network. Coach Sitake and a player guest join host Greg Wrubell at the BYUtv studios for an insightful and entertaining weekly look inside Cougar football.

In addition, assistant coaches Ed Lamb, Jeff Grimes and Ilaisa Tuiaki will be featured guests on the weekly "Coordinators' Corner" broadcast, airing Mondays in-season, from 11 am-noon MT. Greg Wrubell hosts the program, which will air live from the BYU Broadcasting studios on the BYUtv app, with a live audio stream on BYUCougars.com and the BYU Cougars app.

CollegePressBox.com

Collegepressbox.com is the official media website for BYU football and all FBS schools. Users may access and download weekly game notes, quotes, statistics, media guides, headshots, logos and more for BYU and other FBS schools. Login information will be distributed to accredited media or you can apply for a password by sending an email to password@collegepressbox.com.

ESPN

byu
tv