

BASKETBALL

Kyle Chilton, BYU Athletic Communications | O: (801) 422-4909 | C: (801) 372-2080 | kyle_chilton@byu.edu | facebook.com/byubasketball, @byubasketball

BYU 2012-13 SCHEDULE

024	Wed	Cougar Tipoff (Ex)		84-70
026	Fri	SE Okla. State (Ex)	BYUtv	W, 103-57
N3	Sat	Findlay (Ex)	BYUtv	W, 90-61
N9	Fri	Tennessee State#	BYUtv	W, 81-66
N13	Tue	Georgia State#	BYUtv	W, 80-62
N16	Fri	vs. Florida State#	truTV	7 p.m.
N17	Sat	vs. Notre Dame/St. Joseph's#	truTV	
N21	Wed	UT-San Antonio	BYUtv	7 p.m.
N24	Sat	Cal State Northridge	BYUtv	7 p.m.
N28	Wed	vs. Montana^	BYUtv	7 p.m.
D1	Sat	at Iowa State	Cyclones.tv	1 p.m.
D5	Wed	Utah State	BYUtv	7 p.m.
D8	Sat	Utah	BYUtv	7 p.m.
D15	Sat	at Weber State	TBA	7 p.m.
D18	Tue	Eastern New Mexico	BYUtv	7 p.m.
D21	Fri	at Baylor	ESPN2	8 p.m.
D27	Thu	Northern Arizona	BYUtv	7 p.m.
D29	Sat	vs. Virginia Tech^	ESPNU	12 p.m.
J3	Thu	Loyola Marymount*	BYUtv	7 p.m.
J5	Sat	at San Francisco*	TBA	7 p.m.
J10	Thu	Pepperdine*	BYUtv	7 p.m.
J12	Sat	at Santa Clara*	TWC	1:30 p.m.
J16	Wed	Saint Mary's*	ESPNU	9 p.m.
J19	Sat	San Diego*	BYUtv	7 p.m.
J24	Thu	at Gonzaga*	ESPN2	8 p.m.
J26	Sat	at Portland*	ESPNU	7:30 p.m.
J31	Thu	at Pepperdine*	TWC	7 p.m.
F2	Sat	Santa Clara*	BYUtv	7 p.m.
F7	Thu	at San Diego*	TBA	7 p.m.
F9	Sat	San Francisco*	BYUtv	7 p.m.
F16	Sat	Portland*	BYUtv	7 p.m.
F21	Thu	at Saint Mary's*	ESPN2	8 p.m.
F28	Thu	Gonzaga*	ESPN2	9 p.m.
M2	Sat	at Loyola Marymount*	ESPNU	8 p.m.

M6-11 WCC Championships ESPNU/ESPN2/ESPN

All times local to site

Acura Coaches vs. Cancer Classic

^ at EnergySolutions Arena

* West Coast Conference game



FLORIDA STATE (1-1, 0-0 ACC) SEMINOLES

Head Coach Leonard Hamilton
Alma Mater . . . Tennessee-Martin, 1971
Career Record 380-338 (25th)
Record at Florida State. 180-128 (11th)

GAME INFORMATION

TV truTV
TV Talent . . . Brian Anderson (play-by-play)
. . . Greg Anthony and Steve Smith (analysts)
. Craig Sager (reporter)
Live Video none
Radio KSL 102.7 FM / 1160 AM
. BYU Radio - Sirius XM 143
Radio Talent . . . Greg Wrubell (play-by-play)
. Mark Durrant (analyst)
Live Audio KSL.com
Live Stats BYUcougars.com

SERIES INFORMATION

Series Record BYU leads 1-0
Last Meeting BYU won 80-77, 12/29/72
H/A/N 0-0/0-0/1-0



BYU (2-0, 0-0 WCC) COUGARS

Head Coach Dave Rose
Alma Mater Houston, 1983
Career Record 187-54 (8th)
Record at BYU Same

BYU STORYLINES

- BYU has opened the 2012-13 season with home wins over Tennessee State and Georgia State in the Acura Coaches vs. Cancer Classic. Brandon Davies and Tyler Haws are each averaging 22.0 points per game.
- The Cougars have posted strong offensive numbers to start the season, averaging 80.5 points and 20.5 assists while shooting .530 from the field, .382 from three and .703 from the free throw line.
- BYU opened the Georgia State game on a tear, hitting 13 of 16 from the field, including 5 of 5 from downtown, to run out to a 31-2 lead. The Cougars won 80-62.

BYU'S PROJECTED STARTING LINEUP



#10 | Matt Carlino
Guard
6-2 | 175 | So.
Scottsdale, Ariz.
Bloomington South HS

GP/GS	MPG	Pts	Reb	Ast	Stl	FG%	3PT%	FT%
2/2	31.0	10.0	4.5	8.5	2.5	.571	.200	.750

Last Game: Totaled 11 points, 7 assists, 4 boards and 4 steals while shooting 5 of 8 from the field vs. Georgia State
Notes: Has had a hand in 25 made baskets through two games including 8 made field goals and 17 assists



#13 | Brock Zylstra
Guard
6-6 | 210 | Sr.
La Verne, Calif.
Bonita HS

GP/GS	MPG	Pts	Reb	Ast	Stl	FG%	3PT%	FT%
2/2	19.0	9.5	3.0	1.0	0.5	.500	.444	1.000

Last Game: Posted 8 points, 2 rebounds, 1 assist and 1 steal and hit 2 of 5 from three vs. Georgia State
Notes: Has hit 2 threes in both games this season to give him 15 career games with multiple makes from downtown



#3 | Tyler Haws
Guard
6-5 | 200 | So.
Alpine, Utah
Lone Peak HS

GP/GS	MPG	Pts	Reb	Ast	Stl	FG%	3PT%	FT%
2/2	31.0	22.0	5.5	3.0	1.0	.556	.500	.909

Last Game: Totaled 22 points on 8 of 12 shooting, 7 boards, 5 assists and 2 steals vs. Georgia State
Notes: Has scored 22 points in each of BYU's first two games ... has made 58 of his last 59 free throw attempts



#12 | Josh Sharp
Forward
6-7 | 185 | So.
Highland, Utah
Lone Peak HS

GP/GS	MPG	Pts	Reb	Ast	Blk	FG%	3PT%	FT%
2/2	25.5	5.5	4.5	0.5	1.0	.556	.000	.500

Last Game: Against Georgia State totaled 4 points and 1 steal and tied a career high with 6 rebounds
Notes: Has posted two dunks this season after recording just one throwdown all of last season ... has totaled three offensive rebounds including three vs. Georgia State



#0 | Brandon Davies
Forward
6-9 | 235 | Sr.
Provo, Utah
Provo HS

GP/GS	MPG	Pts	Reb	Ast	Stl	FG%	3PT%	FT%
2/2	30.0	22.0	8.0	3.0	2.0	.739	.000	.714

Last Game: Stuffed the stat sheet with 28 points, 9 rebounds, 3 assists, 3 blocks and 2 steals vs. Georgia State
Notes: Named preseason All-WCC and to the Wooden Award Preseason Top 50 ... 28 points vs. Georgia State was one point from tying his career high of 29 vs. Pepperdine in 2012

OFF THE BENCH

No.	Name	Pos.	Ht.	Wt.	Yr.	Pts.	Reb.	Hometown (Previous School)	Notes
1	Raul Delgado	G	6-2	195	Jr.	0.0	2.0	Chihuahua, Mexico (Western Neb. CC)	Posted a career-high 4 boards vs. Georgia State
2	Craig Cusick	G	6-2	185	Sr.	4.5	2.5	Orem, Utah (Utah)	Had 3 points, 2 assists and 2 steals vs. Georgia State
5	Agustin Ambrosino	F	6-8	225	Jr.	1.5	0.0	Cordoba, Argentina (Salt Lake CC)	Recorded his first career block vs. Georgia State
20	Anson Winder	G	6-3	195	So.	—	—	Las Vegas, Nev. (Bishop Gorman HS)	DNP vs. Georgia State
23	Cory Calvert	G	6-3	185	Fr.	1.5	0.5	Parker, Colo. (Chaparral HS)	Hit a three in the second half vs. Tenn. State ... played 8 minutes vs. Georgia State
30	Cooper Ainge	G	6-0	175	Fr.	—	—	Wellesley, Mass. (Wellesley HS)	Is redshirting in 2012-13
33	Nate Austin	F	6-11	230	So.	4.0	5.5	Alpine, Utah (Lone Peak HS)	Against Georgia State had 4 points, 4 rebounds and 2 blocks
42	Ian Harward	C	6-11	215	Fr.	0.0	0.5	Orem, Utah (Orem HS)	Played 2 minutes vs. Georgia State and had 1 rebound

BYU VS. FLORIDA STATE

Overall Series Record: BYU leads 1-0
 BYU Record in Provo: 0-0
 BYU Record at Florida State: 0-0
 BYU Record at Neutral Sites: 1-0
 BYU Record under Dave Rose: First meeting

Series history vs. Florida State

12-29-72 vs. No. 12 Florida State* 80-77 W
 * All College Tournament

Florida State's projected starting lineup

No.	Name	Ht.	Pos.	Ppg	Rpg
30	Ian Miller	6-3	G	7.0	3.0
21	Michael Snaer	6-5	G	14.5	5.0
5	Montay Brandon	6-7	G	9.5	2.0
10	Okaro White	6-8	F	11.0	4.0
11	Kiel Turpin	7-0	C	5.5	0.5

Florida State's last game

W, 95-68 vs. Buffalo, 11/12/12

BYU	CATEGORY	FSU
2-0, 0-0	W-L	1-1, 0-0
7-3	Last 10	7-3
3-2	Last 5	3-2
80.5	PPG	68.8
64.0	Opp PPG	62.9
+16.5	Margin	+6.9
.530	FG%	.456
.346	FG% Def	.381
.382	3FG%	.354
6.5	3FG/Game	6.2
.209	Opp 3FG%	.309
.703	FT%	.707
40.5	RPG	36.4
36.5	Opp RPG	33.4
+4.0	Margin	+3.0
20.5	Assist/Game	12.2
16.5	TO/Game	16.1
15.5	Opp TO/Game	15.2
-1.0	Margin	-1.0
8.0	Steals/Game	7.6
7.0	Blocks/Game	6.1

BY THE NUMBERS

- 2** Dave Rose and the Cougars have the second-longest current streak of consecutive 25-win campaigns at six (2006-07 to 2011-12). Only Bill Self and Kansas, owners of seven-consecutive 25-win seasons (2005-06 to 2011-12), have a longer current streak.
- 3** Brandon Davies picked up where he left off last season, taking three charges vs. Tennessee State. He has now taken 34 charges since the beginning of last season.
- 6** The Cougars have won 25-plus games and advanced to the NCAA Tournament for six-straight seasons (2006-07 to 2011-12). Both streaks are program records.
- 10** Matt Carlino opened the 2012-13 season with 10 assists vs. Tennessee State, one off his career high of 11 set last season vs. Buffalo. With seven assists vs. Georgia State, he has 18 on the season — the most assists he has distributed in a two-game stretch in his career.
- 13** Brandon Davies has 13 career double-doubles, including nine last season.
- 20** BYU has posted 20-plus assists in consecutive games to start the season with 20 vs. Tennessee State and 21 vs. Georgia State. The last time the Cougars posted back-to-back 20 assist games was Jan. 7 and Jan. 14, 2012, against San Francisco and Santa Clara. Last season BYU averaged 17.1 assists per game, the sixth best average in NCAA Division I basketball.
- 22** Tyler Haws has opened the 2012-13 season with back-to-back 22-point games. He and Brandon Davies are also both averaging 22.0 points per game through two games.
- 50** Tyler Haws ended his freshman year by making his final 48 free throw attempts, a BYU record for charity-stripe shots without a miss. He extended the streak to 50 with two makes in the first half against Tennessee State. The streak ended with a miss in the second half but he made his last six to finish 8 of 9. Haws has made 58 of his last 59 free throws.
- 187** Dave Rose (2005 to present) is second all-time in BYU basketball history with 187 career victories, behind only the great Stan Watts, who coached the Cougars to 371 wins from 1949 to 1972 and was inducted into the Naismith Memorial Basketball Hall of Fame in 1986.
- 1,087** Last season Brandon Davies became the 44th Cougar to score 1,000 career points and by the end of the season had climbed to 42nd all-time. With 28 points vs. Georgia State he passed Keena Young (1,068 points) and is now 40th all-time in scoring at BYU and three points from passing Bruce Burton for 39th all-time (1,089 points).

REGULAR SEASON TOURNAMENT SUCCESS

With BYU's 80-62 win over Georgia State in the second game of the Acura Coaches vs. Cancer Classic, BYU is now 22-2 under Dave Rose in regular season tournaments. Under Rose, the Cougars have won four regular season tournament titles and taken second twice. BYU continues in the CVC Classic with a home game vs. Georgia State on Nov. 13 before heading to the Barclays Center in Brooklyn, N.Y., for games on Nov. 16 and 17 against Florida State and then either Notre Dame or St. Joseph's.

Season	Tournament	Record	Place
2006-07	BYU Holiday Classic	3-0	1st
2007-08	Las Vegas Invitational	3-1	2nd
2008-09	Basketball Travelers Invitational	3-0	1st
2009-10	Las Vegas Classic	4-0	1st
2010-11	South Padre Island Invitational	4-0	1st
2011-12	Chicago Invitational Challenge	3-1	2nd
2012-13	Acura Coaches vs. Cancer Classic	2-0	TBD



LAST TIME OUT – DAVIES AND HAWS LEAD COUGARS IN WIN AGAINST GEORGIA STATE

PROVO, Utah – Senior Brandon Davies led the BYU basketball team with 28 points as they improved to 2-0 on the year by defeating the Georgia State Panthers 80-62 in the Acura Coaches vs. Cancer Classic on Tuesday night at the Marriott Center.

"I'm really proud of our team tonight," said BYU head coach Dave Rose. "The guys were really good in their preparation. We came out and we guarded really well. We obviously made a majority of our shots to start the game and I think it actually surprised all of us that the score was what it was early. I was really proud of how our guys took the challenge to attack this team. They got it done on both ends of the court."

Davies also grabbed nine rebounds, dished out three assists and tallied three blocks and two steals en route to the victory. Sophomore Tyler Haws added 22 points, including four 3-pointers, a season-high seven rebounds and five assists.

As a team BYU shot 51.7 percent from the field, 40.0 percent from three and 83.3 percent from the free throw line. The Cougars limited Georgia State to 26.5 percent shooting from the field and 13.6 percent shooting from downtown.

The game began with Haws scoring on back-to-back 3-pointers. Davies then added six points and senior Brock Zylstra chipped in three more to contribute to a 15-0 lead to start the game. Three minutes later, the Cougars held a 25-2 lead.

Eight minutes into the first half, sophomore point guard Matt Carlino had consecutive steals which led to easy layups to bring the score to 29-2. Carlino chipped in 11 points, seven assists and tied his career-high with four steals.

After another basket by Haws with 10:32 left in the half, BYU's starters had accounted for the first 31 points on 13 for 16 shooting, including 5 for 5 from three. Later in the half, the Panthers benefitted from full-court pressure by breaking double digits with a 16-4 run to cut the lead to 44-26 at the end of the half.

BYU held Georgia State to 26 percent shooting in the first period, including 16 percent from behind the arc, and dominated the battle in the paint by outscoring the Panthers 22-6.

Georgia State trailed by as much as 29 points in the second half but was able to cut the lead to 11 at 56-45 with 9:06 remaining. Carlino pushed the ball down the court and passed to Haws who drove into the lane and kicked it back to Carlino for a three. On the other end, Davies blocked a would-be Panther dunk which led to a Sharp tip-in to extend BYU's lead to 61-45.

Leading 65-51, the Cougars went on an 8-0 run to put the game out of reach. Davies started and ended the run with jumpers while Carlino hit one of his own and found Josh Sharp under the basket for a dunk. BYU achieved its first 20-point lead since the 15-minute mark in the second half when Davies hit two free throws to make the score 75-54 with 2:54 remaining.

QUICK FACTS**University Information**

Location: Provo, Utah 84602
 Elevation: 4,553 feet
 Enrollment: 32,955 (Daytime)
 Founded: October 15, 1875
 Owned: The Church of Jesus Christ of Latter-day Saints
 Nickname: Cougars
 Mascot: Cosmo
 Colors: Blue and White
 Arena (capacity): Marriott Center (21,000)
 Conference: West Coast Conference
 President: Cecil O. Samuelson (Utah, 1966)
 Athletic Director: Tom Holmoe (BYU, 1983)
 Athletic Website: BYUCougars.com
 Tickets: (801) 422-BYU1 or (800) 322-BYU1

2012-13 Preview

Lettermen Returning/Lost: 8/6
 Newcomers: 4
 Returning Redshirt Freshmen: 1
 Starters Returning/Lost: 4/2*
 Returning Points: 56.9% (1,552 of 2,727 points)
 Returning Rebounds: 66.1% (890 of 1,347 rebounds)
 Returning Assists: 69.1% (414 of 599 assists)
 Returning Blocks: 53.2% (82 of 154 blocks)
 Returning Minutes: 63.4% (4,439 of 7,000 minutes)
 *Includes Tyler Haws, who started as a freshman

2011-12 Review

Overall Record: 26-9
 Conference Record/Finish: 12-4 (3rd)
 2012 Postseason: (1-1) Lost, NCAA Second Round
 (Louisville) vs. Marquette, 68-88
 2012 Final National Ranking: NR/NR

BYU Coaching Staff

Head Coach: Dave Rose
 Alma Mater (year): Houston (1983)
 Record at School (years): 187-54 (8th year)
 Career Division I Record (years): same
 Basketball Office Fax: (801) 422-5965
 Assistant Coaches (Alma Mater, year)
 Terry Nashif (BYU, 2005)
 Tim LaComb (Utah, 2006)
 Mark Pope (Kentucky, 1996)
 Dir. of Basketball Operations: Mike Hall (BYU, 2005)
 Coord. of Player Development: Garrett Faucette (BYU, 2008)

BYU History

First Year of Basketball: 1903
 Overall All-Time Record: 1668-1014 (.622)
 Winning Seasons: 85 (last 2012)
 Regular Season Conf. Championships: 29 (last 2011)
 Postseason Appearances (record): 37 (26-37)
 Total NCAA Appearances (record): 27 (15-29)
 Last NCAA Appearance: 2012
 First Round: W vs. No. 14 seed Iona, 78-72
 Second Round: L vs. No. 3 seed Marquette, 68-88
 Total NIT Appearances (Record): 10 (12-8)
 Last NIT Appearance: 2006
 Result: (0-1) lost at Houston, 77-67

2012-13 STORYLINES AND NOTES**Welcome back Tyler Haws**

Tyler Haws scored 22 points vs. Tennessee State, his first game since serving a two-year mission for The Church of Jesus Christ of Latter-day Saints in the Philippines. He followed that with another 22-point game against Georgia State. The two games mark his 22nd and 23rd career games scoring in double figures and fifth and sixth 20-point games. As a freshman in 2009-10 he averaged 11.3 points and 4.2 rebounds while shooting .498 from the field, .368 from three and .917 from the free throw line.

Davies does it all

Brandon Davies stuffed the stat sheet against Tennessee State, tallying 16 points, 7 rebounds, 3 assists, 4 blocks and 2 steals while drawing 3 charges. He did it again vs. Georgia State with 28 points, 9 rebounds, 3 assists, 3 blocks and 2 steals to give him two-game averages of 22.0 points, 8.0 rebounds, 3.0 steals, 3.5 blocks and 2.0 steals. Last season he became the second Cougar in history to average at least one of everything (points, rebounds, assists, steals and blocks). Russell Larson is the only other BYU player to produce a 'one of everything' season and did so twice, in 1993-94 and 1994-95 (blocks and steals were not tracked until the 1977-78 season).

Taking charge

Brandon Davies drew three charges in the season opener vs. Tennessee State. Last season Brandon Davies made the opposition pay when they drove to the basket, taking 31 charges. Nate Austin took his fair share of charges as well with a total of 29 last season. He and Brock Zylstra both took a charge in the season opener.

Block party

Brandon Davies (4), Josh Sharp (2) and Nate Austin (2) combined to block eight shots vs. Tennessee State in the opener. The eight blocks is the sixth-highest total in a game by a BYU team. Against Georgia State the Cougars had six blocks, including three from Davies and two from Austin. Last season the single-game high was nine vs. Weber State. The program record is 15 vs. Eastern Kentucky in 1990 when Shawn Bradley had 14.

Hot start

The Cougars jumped out to a huge lead against Georgia State in large part due to BYU's hot shooting. The starters hit 13 of 16 from the field and 5 of 5 from three to establish a 31-2 lead with 1:31 to go in the first half.

Dave Rose

BYU head coach Dave Rose has led BYU to its most successful seven-year run since taking over in 2005. His career record of 187-54 ranks him second in BYU history in total victories and first in winning percentage (.775). Rose has been named conference coach of the year three times, district coach of the year twice and has guided the Cougars to four conference titles, six NCAA Tournament appearances and six 25-win seasons. In 2010 he led BYU to its first NCAA Tournament win in 17 years and the Cougars have also won at least one tournament game in the two seasons since, including a trip to the Sweet 16 in 2011 and the largest comeback in NCAA Tournament history (25-point deficit) in last season's 78-72 win over Iona in the First Four in Dayton, Ohio.

Rose among the nation's best

Dave Rose is third in career winning percentage among active NCAA Division I head coaches (as of 11/13/12)

Coach	Yrs.	W	L	Pct.	Coach	Yrs.	W	L	Pct.
1. Roy Williams, UNC	25	677	169	.800	6. John Calipari, Kentucky	21	506	153	.768
2. Mark Few, Gonzaga	14	343	90	.792	7. Bo Ryan, Wisconsin	29	652	204	.762
3. Dave Rose, BYU	8	187	54	.776	8. Mike Krzyzewski, Duke	38	929	291	.761
4. Brad Stevens, Butler	6	140	41	.773	9. Jamie Dixon, Pittsburgh	10	240	77	.757
5. Thad Matta, Ohio State	13	324	96	.771	10. Bill Self, Kansas	20	477	159	.750

Rose vs. the state

BYU basketball coach Dave Rose has compiled a record of 24-6 vs. in-state opponents since taking over in 2005-06. He has the best winning percentage (.800) of any coach vs. in-state teams during that time and the second-most wins (Utah State's Stew Morrill is 25-8 vs. in-state teams since 2005-06 for a .758 winning percentage). BYU hosts Utah State and Utah on Dec. 5 and 8, respectively, and plays at Weber State on Dec. 15.

Rose vs.	W	L	Rose vs.	W	L
Utah	11	3	Weber State	7	0
Utah State	3	3	Southern Utah	3	0

Rose in season and home openers

With the 81-66 win over Tennessee State to start the season, BYU basketball is 5-3 in season openers and 7-1 in home openers under Dave Rose. After dropping his first two season openers in 2005 and 2006, Rose led BYU to four-straight season-opening wins before falling 69-62 at Utah State to open last season. Rose lost his first home opener (also the season opener in 2005) but has since won the last seven home openers.

Roster notes

BYU coach Dave Rose announced on Nov. 7 that freshman Cooper Ainge will redshirt this season. Ainge is the son of BYU-great Danny Ainge and prepped at Wellesley High School in Wellesley, Mass. Earlier this fall it was announced that injuries ended the careers of two former Cougars, Chris Collinsworth and Stephen Rogers. Collinsworth had battled knee injuries for two years but was preparing to return to the court before it was discovered he needed microfracture surgery on his left ankle. Rogers tore the meniscus in his right knee last season and had surgery in December 2011 and April 2012. The knee did not respond to treatment and continued to swell and give Rogers pain, preventing him from returning to full activity with the team.

HONORS CANDIDATES

Brandon Davies • All-America Candidate

- Posted 28 points, 9 boards, 3 assists, 3 blocks and 2 steals vs. Georgia State
- Opened 2012-13 with 16 points, 7 boards, 3 assists, 4 blocks, 2 steals vs. Tennessee State
- Earned a spot on the Wooden Award Preseason Top 50 and the Lute Olson Award Preseason All-America team
- Named preseason All-WCC by the league's coaches
- Named to the 2012 All-West Coast Conference Team and NABC All-District 9 Second Team
- Two-time WCC Player of the Week (Jan. 2 and Feb. 6) in 2011-12
- Last season ranked 175th in the NCAA in scoring, 56th in field goal percentage, 112th in rebounds, 147th in blocks and 207th in steals
- Started every game, scored in double figures 29 times, led team in scoring 11 times, rebounding 16 times, posted nine double-doubles
- Averaged 15.2 points, 7.7 rebounds, 2.1 assists, 1.5 steals and 1.3 blocks and shot .516 from the field and .662 from the free throw line

Matt Carlino • All-WCC Candidate

- Totaled 11 points, 7 assists, 4 rebounds and 4 steals vs. Georgia State
- Posted 9 points, 10 assists and 5 rebounds in season opener vs. Tennessee State
- Named All-WCC Honorable Mention and to the WCC All-Freshman Team in 2012
- Averaged 12.2 points, 4.6 assists, 3.0 rebounds and 1.4 steals and started in 24 of 25 games played in 2011-12
- Posted season highs of 30 points, 7 rebounds, 11 assists and 4 steals
- In league games was 14th in scoring, 4th in assists, T-9th in steals, T-12th in 3-point FGs and 3rd in assist/turnover ratio
- Scored in double figures in 15 games and led the team in scoring 4 times and assists 16 times
- Posted BYU's only 30-point game of the season with 30 points on 13 of 19 shooting, including the game-winner, at San Francisco

Tyler Haws • All-WCC Candidate

- Had 22 points, 7 rebounds, 5 assists and 2 steals vs. Georgia State
- Totaled 22 points and 4 boards and hit 8 of 9 free throws in season opener vs. Tennessee State
- Named to All-MWC Third Team, Academic All-MWC and the HoopTV Las Vegas Classic All-Tournament Team in 2009-10
- Named Male Rookie of the Year at the Y Awards and was named team's Most Inspirational Player at the team banquet
- Averaged 11.3 points and 4.2 rebounds and shot .498 from the field, .368 from three and .917 from the free throw line — a school record and the fourth-best percentage in NCAA history for a freshman
- Posted season highs of 24 points, 11 rebounds, 6 assists, 4 steals and 2 blocks
- Was 15th in the MWC in scoring, 20th in rebounding and 1st in free throw percentage and 4th in the NCAA in free throw percentage
- Set a BYU record by making 50-consecutive free throws (ended 11/9/12)
- Scored in double figures 21 times, had 20-plus points 4 times and posted 2 double-doubles while leading the team in scoring 5 times, rebounds 8 times and assists 3 times

2012-13 BYU STARTING LINEUPS

Opponent	(1)	(2)	(3)	(4)	(5)
Tennessee State	Carlino	Zylstra	Haws	Sharp	Davies
Georgia State	Carlino	Zylstra	Haws	Sharp	Davies
vs. Florida State					
vs. Notre Dame/St. Joseph's					
UTSA					
Cal State Northridge					
vs. Montana					
at Iowa State					
Utah State					
Utah					
at Weber State					
Eastern New Mexico					
at Baylor					
Northern Arizona					
vs. Virginia Tech					
Loyola Marymount					
at San Francisco					
Pepperdine					
at Santa Clara					
Saint Mary's					
San Diego					
at Gonzaga					
at Portland					
at Pepperdine					
Santa Clara					
at San Diego					
San Francisco					
Portland					
at Saint Mary's					
Gonzaga					
Loyola Marymount					
Won-Loss Records	(1)	(2)	(3)	(4)	(5)
2-0	Carlino	Zylstra	Haws	Sharp	Davies

GAMES PLAYED

GAMES STARTED

	2012-13	Career		2012-13	Career
Brandon Davies	2 (2-0)	101 (85-16)	Brandon Davies	2 (2-0)	64 (52-12)
Brock Zylstra	2 (2-0)	85 (69-16)	Tyler Haws	2 (2-0)	35 (30-5)
Tyler Haws	2 (2-0)	37 (32-5)	Brock Zylstra	2 (2-0)	30 (22-8)
Craig Cusick	2 (2-0)	37 (28-9)	Matt Carlino	2 (2-0)	26 (20-6)
Nate Austin	2 (2-0)	37 (28-9)	Anson Winder	0 (0-0)	15 (12-3)
Anson Winder	0 (0-0)	34 (26-8)	Craig Cusick	0 (0-0)	3 (2-1)
Josh Sharp	2 (2-0)	30 (22-8)	Josh Sharp	2 (2-0)	2 (2-0)
Matt Carlino	2 (2-0)	27 (20-7)	Nate Austin	0 (0-0)	1 (1-0)
Agustin Ambrosino	2 (2-0)	same			
Raul Delgado	2 (2-0)	same			
Cory Calvert	2 (2-0)	same			
Ian Harward	2 (2-0)	same			

STREAKS

Streak	12-13	Overall
Current won/loss streak	2 wins	same
At home	2 wins	5 wins
On the road	—	1 loss
On a neutral floor	—	1 loss
At home vs. Nonconference	2 wins	5 wins
At home vs. WCC	—	3 wins
On the road vs. Nonconference	—	2 wins
On the road vs. WCC	—	1 loss
On a neutral floor vs. Nonconference	—	1 loss
On a neutral floor vs. WCC	—	1 loss
At regular season tournament	2 wins	same
At WCC Tournament	—	1 loss
NCAA Tournament	—	1 loss
At NIT	—	2 losses
Games with a 3-point make	2	512

BYU'S RECORD WHEN ...

Venue	2012-13	Under Rose
Overall	2-0	187-54
Home	2-0	104-8
Away	0-0	56-30
Neutral	0-0	27-16
Lead at the half/end of game...	2012-13	Under Rose
BYU leads at the half	2-0	159-15
Opponent leads at the half	0-0	23-35
Score tied at the half	0-0	5-4
BYU leads w/5 min left	2-0	177-5
Opponent leads w/5 min left	0-0	8-48
Score tied w/5 min left	0-0	2-1
BYU leads w/1 min left	2-0	182-0
Opponent leads w/1 min left	0-0	3-51
Score tied w/1 min left	0-0	2-3
Game goes into overtime	0-0	6-3
BYU scores...	2012-13	Under Rose
100-plus points	0-0	9-0
90-99 points	0-0	30-0
80-89 points	2-0	59-6
70-79 points	0-0	69-19
60-69 points	0-0	17-24
60 or less points	0-0	3-5
Opponent scores...	2012-13	Under Rose
90 or more points	0-0	3-5
80-89 points	0-0	9-19
70-79 points	0-0	31-25
60-69 points	2-0	84-5
50-59 points	0-0	42-0
50 or less points	0-0	18-0
BYU double figure scorers	2012-13	Under Rose
One player in double figures	0-0	1-4
Two players in double figures	0-0	22-14
Three players in double figures	2-0	70-25
Four players in double figures	0-0	63-10
Five players in double figures	0-0	25-1
Six players in double figures	0-0	6-0
Shooting and rebounding	2012-13	Under Rose
BYU shoots 50% or better	2-0	83-7
Opponent shoots 50% or better	0-0	12-21
BYU outshoots opponent	2-0	153-10
Opponent outshoots BYU	0-0	33-42
Teams shoot equal FG%	0-0	1-2
BYU outrebounds opponent	1-0	141-13
Opponent outrebounds BYU	0-0	37-38
BYU, opponent tie in rebounds	1-0	9-3
Wins, losses and rest	2012-13	Under Rose
Coming off a win	1-0	141-45
Coming off a loss	1-0	46-9
Two-plus days between games	0-0	162-43
One day between games	0-0	14-2
Playing the next day	0-0	9-9
Days	2012-13	Under Rose
Monday	0-0	2-0
Tuesday	1-0	29-3
Wednesday	0-0	45-10
Thursday	0-0	17-11
Friday	1-0	21-4
Saturday	0-0	73-26

BYU'S RECORD WHEN ...

On television	2012-13	Under Rose
All games on TV	2-0	151-49
On BYUtv	2-0	38-4
On ESPN	0-0	0-1
On ESPN2	0-0	2-6
On ESPNU	0-0	5-1
On truTV	0-0	1-0
On CBS	0-0	4-5
Top 25	2012-13	Under Rose
vs. top 25 opponent	0-0	8-16
As a top 25 team	0-0	57-16
Months	2012-13	Under Rose
November	2-0	35-6
December	0-0	44-11
January	0-0	42-15
February	0-0	42-7
March	0-0	24-15
Margin of victory/defeat	2012-13	Under Rose
1-4 points	0-0	16-12
5-9 points	0-0	35-13
10-15 points	0-0	47-17
16-19 points	2-0	21-10
20-29 points	0-0	42-2
30-39 points	0-0	16-0
40-49 points	0-0	6-0
50+ points	0-0	4-0

DUNKS

	2012-13	Career
Brandon Davies	2	60
Nate Austin	1	5
Brock Zylstra	—	2
Tyler Haws	1	3
Josh Sharp	2	3
Anson Winder	—	1
BYU	6	
Opponents	3	

FREE THROW STREAKS

Haws	50	2/13/10 - 11/9/12
Haws	8	11/9/12 - current
Zylstra	6	3/13/12 - current
Austin	5	2/2/12 - current
Davies	3	11/13/12 - current
Carlino	3	11/9/12 - current
Cusick	2	3/13/12 - current

LATE GAME FREE THROWS

Player	5:00-2:00	2:00-0:00
Brandon Davies	5-6 (.000)	0-0 (.000)
Matt Carlino	3-4 (.750)	0-0 (.000)
Tyler Haws	2-2 (1.000)	0-0 (.000)
Craig Cusick	0-0 (.000)	0-2 (.000)
Totals	10-12 (.833)	0-2 (.000)
Under Rose	443-614 (.721)	565-744 (.759)



Senior forward Brandon Davies



Sophomore guard Tyler Haws

2012-13 SCORING BY HALF (BYU-OPPONENT)

Opponent	1st half	Margin	FG %	2nd half	Margin	FG %	OT	Margin	FG %	Final	Margin	FG %
TENNESSEE STATE	34-28	+6	48.3-38.5	47-38	+9	61.5-31.0	—	—	—	81-66	+15	54.5-33.8
GEORGIA STATE	44-26	+18	58.1-26.5	36-36	0	44.8-45.2	—	—	—	80-62	+18	51.7-35.4
vs. Florida State												
TBD												
UTSA												
CS NORTHBRIDGE												
vs. Montana												
at Iowa State												
UTAH STATE												
UTAH												
at Weber State												
EASTERN NM												
at Baylor												
NORTHERN ARIZONA												
vs. Virginia Tech												
LMU												
at San Francisco												
PEPPERDINE												
at Santa Clara												
SAINT MARY'S												
SAN DIEGO												
at Gonzaga												
at Portland												
at Pepperdine												
SANTA CLARA												
at San Diego												
SAN FRANCISCO												
PORTLAND												
at Saint Mary's												
GONZAGA												
at LMU												
Season Totals	39.0-27.0	+12.0	53.3-31.7	41.5-37.0	+4.5	52.7-37.0	—	—	—	80.5-64.0	+16.5	53.0-34.6

2012-13 OFFENSIVE TRENDS (BYU-OPPONENT)

Opponent	Pts/Paint		Pts Off TO		2nd Chance Pts		Fastbreak Pts		Bench Pts		Big Run	Big Lead
TENNESSEE STATE	40-18	+22	17-17	0	2-11	-9	18-2	+16	16-13	+3	9-0/7-0	19/5
GEORGIA STATE	42-24	+18	20-15	+5	7-8	-1	14-4	+10	7-6	+1	16-0/9-0	29/-
vs. Florida State												
TBD												
UTSA												
CS NORTHBRIDGE												
vs. Montana												
at Iowa State												
UTAH STATE												
UTAH												
at Weber State												
EASTERN NM												
at Baylor												
NORTHERN ARIZONA												
vs. Virginia Tech												
LMU												
at San Francisco												
PEPPERDINE												
at Santa Clara												
SAINT MARY'S												
SAN DIEGO												
at Gonzaga												
at Portland												
at Pepperdine												
SANTA CLARA												
at San Diego												
SAN FRANCISCO												
PORTLAND												
at Saint Mary's												
GONZAGA												
at LMU												
Season Totals	82-42	+40	37-32	+5	9-19	-10	32-6	+26	23-19	+4		
Times Led, Record (W/L/T)	2-0/0-0/0-0		1-0/0-0/1-0		0-0/2-0/0-0		2-0/0-0/0-0		2-0/0-0/0-0			
Under Rose (W/L/T)	120-18/57-34/10-2		144-19/36-33/7-2		116-17/60-34/11-3		132-26/37-18/18-10		107-26/74-27/6-1			



2012-13 WCC Standings (as of 11/13/12)

	Overall	Pct	WCC	Pct
BYU	2-0	1.000	0-0	.000
No. 23 Gonzaga	2-0	1.000	0-0	.000
Saint Mary's	1-0	1.000	0-0	.000
San Diego	1-0	1.000	0-0	.000
Santa Clara	1-0	1.000	0-0	.000
Loyola Marymount	1-1	.500	0-0	.000
San Francisco	1-1	.500	0-0	.000
Pepperdine	0-2	.500	0-0	.000
Portland	0-1	.000	0-0	.000

WCC Players of the Week

Nov. 12 Kevin Foster, Santa Clara

2012-13 WCC Preseason Poll

Team (First Place Votes)	Points
1. Gonzaga (7)	63
2. BYU (1)	55
3. Saint Mary's (1)	52
4. Loyola Marymount	37
5. San Diego	36
6. Santa Clara	35
7. San Francisco	19
8. Portland	15

2012-13 Preseason All-WCC Team

Player	School	Yr.	Pos.
Gary Bell, Jr.	Gonzaga	So.	G
Brandon Davies	BYU	Sr.	F
Johnny Dee	San Diego	So.	G
Matthew Dellavedova	Saint Mary's	Sr.	G
Sam Dower	Gonzaga	Jr.	C
Kevin Foster	Santa Clara	Sr.	G
Elias Harris	Gonzaga	Sr.	F
Stephen Holt	Saint Mary's	Jr.	G
Anthony Ireland	Loyola Marymount	Jr.	G
Kevin Pangos	Gonzaga	So.	G

Team*

WCC Stats (Final)	All	Conf
Scoring Offense	1st	1st
Scoring Defense	4th	5th
Scoring Margin	2nd	3rd
FT Percentage	6th	4th
FG Percentage	4th	4th
FG Percentage Defense	2nd	2nd
3FG Percentage	7th	7th
3FG Percentage Defense	3rd	2nd
3-Point FG Made/Game	4th	6th
Rebounding Offense	1st	1st
Rebounding Defense	6th	6th
Rebounding Margin	3rd	3rd
Blocked Shots	1st	3rd
Assists	1st	1st
Steals	1st	1st
Turnover Margin	2nd	2nd
Assist/Turnover Ratio	2nd	2nd
Offensive Rebounds	5th	3rd
Defensive Rebounds	1st	1st
Defensive Reb Pct	2nd	2nd
Offensive Reb Pct	7th	6th

NCAA Stats (Final)*

	Rank	Actual
Won-Lost Percentage	37	74.3
Scoring Offense	13	77.9
Scoring Defense	182	67.4
Scoring Margin	19	10.5
Field-Goal Percentage	47	46.5
Field-Goal Pct Defense	88	41.4
3-Point Field Goals/Game	112	6.7
3-Point Field-Goal Pct	160	34.3
3-Point FG Defense	46	31.2
Free-Throw Percentage	138	70.0
Rebound Margin	56	3.8
Assists Per Game	6	17.1
Assist Turnover Ratio	18	1.27
Blocked Shots Per Game	56	4.4
Steals Per Game	16	8.5
Turnovers Per Game	176	13.5
Turnover Margin	46	2.3
Personal Fouls Per Game	184	18.2

*all stats from 2011-12

Individual*

WCC (Final)	Top BYU player - All	Top BYU player - Conf
Scoring	Noah Hartssock - 1st	Brandon Davies - 1st
Rebounding	Brandon Davies - 4th	Brandon Davies - 4th
FG Percentage	Noah Hartssock - 3rd	Noah Hartssock - 8th
Assists	Charles Abouo - 12th	Matt Carlino - 4th
FT Percentage	Noah Hartssock - 4th	Noah Hartssock - 5th
Steals	Brandon Davies - 8th	Brandon Davies - 4th
3FG Percentage	Brock Zylstra - 8th	Brock Zylstra - 15th
3FG Made/Game	Brock Zylstra - T10th	Matt Carlino - T12th
Blocked Shots	Noah Hartssock - 1st	Brandon Davies - T1st
Assist/TO Ratio	—	Matt Carlino - 3rd
Offensive Rebounds	Brandon Davies - 8th	Brandon Davies - 7th
Defensive Rebounds	Brandon Davies - 4th	Brandon Davies - 5th
Minutes Played	Noah Hartssock - T8th	—

NCAA Stats (Final)*

	BYU Player - Rank	Actual
Points Per Game	Noah Hartssock - 86	16.8
	Brandon Davies - 175	15.2
Field Goal Percentage	Noah Hartssock - 20	56.5
	Brandon Davies - 56	51.6
Free Throw Percentage	Noah Hartssock - 59	84.2
Rebounds Per Game	Brandon Davies - 112	7.7
Blocked Shots Per Game	Noah Hartssock - 86	1.6
	Brandon Davies - 147	1.3
Steals	Brandon Davies - 207	1.5

BYU BASKETBALL
ROSTER AND CAREER HIGHS

No.	Name	Pos.	Ht.	Wt.	Yr.	Hometown (Previous School)	Pronunciations
0	Brandon Davies	F	6-9	235	Sr.	Provo, Utah (Provo HS)	AGUSTIN AMBROSINO AH-go-steen ahm-bro-SEE-no
1	Raul Delgado	G	6-2	195	Jr.	Chihuahua, Mexico (Western Neb. CC)	ANSON WINDER AN-sun WINE-der
2	Craig Cusick	G	6-2	185	Sr.	Orem, Utah (Utah)	BROCK ZYLSTRA ZIL-stra
3	Tyler Haws	G	6-5	200	So.	Alpine, Utah (Lone Peak HS)	MATT CARLINO car-LEE-no
5	Agustin Ambrosino	F	6-8	225	Jr.	Cordoba, Argentina (Salt Lake CC)	RAUL DELGADO rah-OOL del-GAH-doh
10	Matt Carlino	G	6-2	175	So.	Scottsdale, Ariz. (Bloomington South HS)	TERRY NASHIF NASH-if
12	Josh Sharp	F	6-7	185	So.	Highland, Utah (Utah)	IAN HARWARD HAR-word
13	Brock Zylstra	G	6-6	210	Sr.	La Verne, Calif. (Bonita HS)	ROBERT RAMOS RAY-mus
20	Anson Winder	G	6-3	195	So.	Las Vegas, Nev. (Bishop Gorman HS)	
23	Cory Calvert	G	6-3	185	Fr.	Parker, Colo. (Chaparral HS)	
30	Cooper Ainge	G	6-0	175	Fr.	Wellesley, Mass. (Wellesley HS)	
33	Nate Austin	F	6-10	230	So.	Alpine, Utah (Lone Peak HS)	
42	Ian Harward	C	6-11	215	Fr.	Orem, Utah (Orem HS)	

Head Coach: Dave Rose, 8th year (Houston, 1983)

Assistant Coaches: Terry Nashif (BYU, 2005); Tim LaComb (Utah, 2006); Mark Pope (Kentucky, 1996)

Director of Basketball Operations: Mike Hall (BYU, 2005)

Coordinator of Player Development: Garrett Faucette (BYU, 2008)

Team Trainer: Robert Ramos (BYU, 1995)

2012-13 SEASON AND CAREER HIGHS

#	Player	Points	Rebounds	Assists
0	Brandon Davies	Season: 28 vs. GSU Career: 29 at Pepperdine (11-12)	9 vs. GSU 22 vs. San Diego (11-12)	3 vs. TSU, GSU 6 at Air Force (10-11), vs. USF (11-12)
1	Raul Delgado	Season: — Career: same	4 vs GSU same	1 vs. GSU same
2	Craig Cusick	Season: 6 vs. TSU Career: 12 at Portland, vs. Marquette (11-12)	4 vs. TSU 5 vs. Iona (11-12)	4 vs. TSU 8 vs. Weber State (11-12), vs. Iona (11-12)
3	Tyler Haws	Season: 22 vs. TSU, GSU Career: 24 vs. Wyoming (09-10)	7 vs. GSU 11, twice, last at UTEP (09-10)	5 vs. GSU 6 vs Idaho State (09-10)
5	Agustin Ambrosino	Season: 3 vs. TSU Career: same	— same	— same
10	Matt Carlino	Season: 11 vs. GSU Career: 30 at San Francisco (11-12)	5 vs. TSU 7 vs. Buffalo (11-12), at USD (11-12)	10 vs. TSU 11 vs. Buffalo (11-12)
12	Josh Sharp	Season: 7 vs. TSU Career: same	6 vs. GSU 6 vs. three times last vs. GSU (12-13)	1 vs. TSU 3 vs. Longwood (11-12)
13	Brock Zylstra	Season: 11 vs. TSU Career: 26 vs. Buffalo (11-12)	4 vs. TSU 9 vs. Portland (11-12)	1 vs. TSU, vs. GSU 5 vs. UC Santa Barbara (11-12)
20	Anson Winder	Season: — Career: 20 vs. Buffalo (11-12)	— 6 at San Francisco (11-12)	— 9 vs. Northern Arizona (11-12)
23	Cory Calvert	Season: 3 vs. TSU Career: same	1 vs. TSU same	— same
33	Nate Austin	Season: 4 vs. TSU, GSU Career: 15 vs. Weber State (11-12)	7 vs. TSU 10 at Gonzaga (11-12)	2 vs. GSU 3 vs. San Diego (11-12)
42	Ian Harward	Season: — Career: same	1 vs. GSU same	— same

GEOGRAPHIC BREAKDOWN

Argentina	Agustin Ambrosino
Mexico	Raul Delgado
Arizona	Matt Carlino
California	Brock Zylstra
Colorado	Cory Calvert
Massachusetts	Cooper Ainge
Nevada	Anson Winder
Utah	Nate Austin, Brandon Davies, Craig Cusick, Ian Harward, Tyler Haws, Josh Sharp

CLASS BREAKDOWN

Seniors	Juniors	Sophomores	Freshmen
Craig Cusick Brandon Davies Brock Zylstra	Agustin Ambrosino Raul Delgado	Nate Austin Matt Carlino Tyler Haws Josh Sharp Anson Winder	Cooper Ainge* Cory Calvert Ian Harward

*Redshirting in 2012-13

CAREER HIGHLIGHTS

- 187-54 overall record (second all-time at BYU in wins) for a BYU record .776 winning percentage
- With 185 victories through first seven seasons is fourth all-time for best career starts by wins in NCAA history
- With 159 victories through first six seasons is tied for third all-time for best career starts by wins in NCAA history
- Fourth among active coaches in career winning percentage, behind Roy Williams, Mark Few and John Calipari and ahead of Thad Matta and Mike Krzyzewski
- Four Mountain West Conference regular season titles, a BYU and MWC record
- Three-time MWC Coach of the Year (2006, 2007, 2011)
- Two-time USBWA District VIII Coach of the Year (2006, 2011)
- Naismith Coach of the Year Finalist in 2011
- Finalist for the Clair Bee Award in 2010
- Honorable Mention for National Coach of the Year by Scout.com (2006)
- Six-consecutive trips to the NCAA Tournament, a BYU record
- Six-consecutive 25-win seasons, a BYU record
- BYU basketball has 11 25-win seasons in its 110-year history and Rose has been the head coach of six of those teams
- Holds top two spots for wins in a season in BYU history with 32 in 2010-11 and 30 in 2009-10
- Only BYU coach to win at least 20 games in each of his first seven seasons
- Took BYU to the Sweet 16 in 2011 for the first time since 1981
- Coached Jimmer Fredette, the 2011 Consensus National Player of the Year (received the Wooden Award, Naismith Trophy, Oscar Robertson Trophy and other national awards)



Scan to view Rose's profile on BYUcougars.com



COACHING EXPERIENCE

- BYU Head Coach (2005-present)
- BYU Associate Head Coach (2000-2005)
- BYU Assistant Coach (1997-2000)
- Dixie State Head Coach (1990-1997)
- Dixie State Assistant Coach (1987-1990)
- Assistant coach at Pine View High School (1986-87)
- Head coach at Millard High School (1983-86)

SERVICE

- A member of the National Coaches vs. Cancer Council that includes Mike Krzyzewski (Duke), Roy Williams (North Carolina), Jim Boeheim (Syracuse) and Mike Brey (Notre Dame)
- Assisting with the Hope Lodge, a facility to be constructed in Salt Lake City to house families of cancer patients
- NABC Game Pillar Award for Service in 2008
- 63rd recipient of the Dale Rex Memorial Award
- Honorary Chair of the Children with Cancer Christmas Foundation
- Was the first coach in the state of Utah to participate in the American Cancer Society's nationwide Coaches vs. Cancer campaign
- Lobbied before Congress for more funding for cancer research in September 2010

EDUCATION

- Houston (1983, B.A.)

PLAYING CAREER

- Played baseball and basketball at Dixie State College
- Played for Houston from 1980-83 (played in 1980-81 and 82-83, redshirted in 1981-82)
- Co-Captain on the famous "Phi-Slamma Jamma" team that featured Hakeem (the Akeem) Olajuwon and Clyde Drexler
- Helped Houston achieve a No. 1 ranking and reach the national championship game in 1983

MISSION

- Manchester England (1977-79)

PERSONAL/FAMILY

- Wife: Cheryl
- Children: Daughter Chanell and husband Brock Reichner, son Garrett and wife Brooke, daughter Taylor
- Dave and Cheryl Rose have seven grandchildren

ROSE'S BYU COACHING LEDGER

Season	Overall	Pct.	Home	Pct.	Away	Pct.	Neutral	Pct.	Conf.	Pct.	Tourney	NCAA/NIT
05-06	20-9	.690	14-1	.933	5-7	.417	1-2	.500	12-4	.750	0-1	0-1 NIT
06-07	25-9	.735	17-0	1.000	6-7	.462	2-2	.500	13-3	.813	2-1	0-1 NCAA
07-08	27-8	.771	16-0	1.000	9-3	.615	3-3	.500	14-2	.875	2-1	0-1 NCAA
08-09	25-8	.758	14-2	.875	8-5	.750	2-3	.400	12-4	.750	1-1	0-1 NCAA
09-10	30-6	.833	15-1	.938	10-4	.714	5-1	.833	13-3	.813	1-1	1-1 NCAA
10-11	32-5	.865	13-1	.929	10-1	.909	9-3	.750	14-2	.875	2-1	2-1 NCAA
11-12	26-9	.743	13-3	.813	8-3	.727	5-3	.625	12-4	.750	1-1	1-1 NCAA
12-13	2-0	1.000	2-0	1.000	0-0	.000	0-0	.000	0-0	.000	0-0	—
Totals	187-54	.776	104-8	.929	56-30	.651	27-16	.628	90-22	.804	9-7	4-7

TOP CAREER START BASED ON CURRENT NUMBER OF YEARS (THROUGH 2011-12)


Coach, School	Yrs.	W	L	Pct.
Steve Prohm, Murray State	1	31	2	.939
Andy Toole, Robert Morris	2	44	25	.638
Shaka Smart, VCU	3	84	28	.750
John Groce, Illinois	4	85	56	.603
Brad Stevens, Butler	5	139	40	.777
Anthony Grant, Alabama	6	139	64	.685
Dave Rose, BYU	7	185	54	.774
Sean Miller, Arizona	8	189	82	.697
Jamie Dixon, Pittsburgh	9	238	77	.756
Mike Anderson, Arkansas	10	218	112	.661
Randy Bennett, Saint Mary's	11	235	118	.666
Thad Matta, Ohio State	12	323	96	.771
Mark Few, Gonzaga	13	342	90	.792
Bruce Weber, Kansas State	14	313	155	.669
Mark Gottfried, NC State	15	303	167	.645

BEST CAREER STARTS BY WINS, 7 SEASONS

Coach, School	Date	W	L	Pct.
Mark Few, Gonzaga	2000-06	188	41	.821
Jamie Dixon, Pittsburgh	2004-10	188	54	.777
Everett Case, NC State	1947-53	187	45	.806
Dave Rose, BYU	2006-12	185	54	.774
Roy Williams, Kansas	1989-95	184	51	.783
Thad Matta, Butler, Xavier, OSU	2001-07	183	53	.775
Larry Brown, UCLA & Kansas	1980-81, 84-88	172	60	.741

ROSE'S MILESTONE VICTORIES

Win	Date	Opponent	Score	Record
25	12/06/06	San Jose State	81-69	25-11 (.694)
50	11/23/07	vs. No. 6 Louisville	78-76	50-18 (.735)
75	11/20/08	North Florida	74-41	75-26 (.743)
100	11/20/09	at Hawaii	83-65	100-34 (.746)
125	03/06/10	at TCU	107-77	125-38 (.767)
150	02/09/11	at Air Force	90-52	150-42 (.781)
175	01/16/12	at San Diego	82-63	175-49 (.781)



1 — RAUL DELGADO 6-2 • 195 • JUNIOR • GUARD • CHIHUAHUA, MEXICO (WESTERN NEBRASKA CC)

2012-13 SEASON — PPG: 0.0 RPG: 2.0 APG: 0.5 SPG: 0.5 BPG: 0.0 FG%: .000 3FG%: .000 FT%: .000

Last Time Out

- Totaled 4 rebounds and 1 assist in 10 minutes vs. Georgia State

Scan for Delgado's bio on BYUcougars.com



In 2012-13

- Totaled 4 rebounds and 1 assist in 10 minutes vs. Georgia State
- Posted 1 steal vs. Tennessee State in first career action at BYU

Before BYU

- Played two seasons at Western Nebraska Community College for Russell Beck and was a team captain
- As a sophomore in 2011-12 led WNCC to a 26-7 record, averaged 18.3 points, 3.2 rebounds and 1.8 steals per game while shooting .485 from the field, .433 from three and .768 from the free throw line
- Hit 93 3-pointers on the season and posted season highs of 45 points, 12 threes, 7 assists and 6 steals

Other

- Parents are Luis Raul Delgado Torres and Maria de Los Angeles Cruz Muños and has one sister
- Lived with his adoptive family, David and Cheri Erikson and their five children, when he came to the United States

2012-13 SEASON HIGHS

PTS	—
1st H	—
2nd H	—
REB	4, Georgia State – 11/13/12
AST	1, Georgia State – 11/13/12
STL	1, Tennessee State – 11/9/12
BLK	—
FGM	—
FGA	1, Georgia State – 11/13/12
3PM	—
3PA	1, Georgia State – 11/13/12
FTM	—
FTA	—

MISCELLANEOUS

	12-13	Career
Double-Figure PTS	0 (0-0)	0 (0-0)
20-plus Pts	0 (0-0)	0 (0-0)
Double-Figure REB	0 (0-0)	0 (0-0)
Double-Doubles	0 (0-0)	0 (0-0)
3-plus STL	0 (0-0)	0 (0-0)
3-plus BLK	0 (0-0)	0 (0-0)
3-plus 3-point FG	0 (0-0)	0 (0-0)
Scoring Leader	0 (0-0)	0 (0-0)
Rebound Leader	0 (0-0)	0 (0-0)
Assist Leader	0 (0-0)	0 (0-0)

2012-13 GAME-BY-GAME

Opponent	Date	GS	Min	FG	FGA	Pct	3FG	FGA	Pct	FT	FTA	Pct	Off	Def	TR	Avg	PF	FO	A	TO	Blk	Stl	Pts	Avg
TENNESSEE STATE	11/09/12		5	0	0	.000	0	0	.000	0	0	.000	0	0	0	0.0	0	0	0	0	0	1	0	0.0
GEORGIA STATE	11/13/12		10	0	1	.000	0	1	.000	0	0	.000	1	3	4	2.0	2	0	1	0	0	0	0	0.0
vs. Florida State	11/16/12																							
TBD	11/17/12																							
UTSA	11/21/12																							
CS NORTHRIDGE	11/24/12																							
vs. Montana	11/28/12																							
at Iowa State	12/01/12																							
UTAH STATE	12/05/12																							
UTAH	12/08/12																							
at Weber State	12/15/12																							
EASTERN NM	12/18/12																							
at Baylor	12/21/12																							
NORTHERN ARIZONA	12/27/12																							
vs. Virginia Tech	12/29/12																							
LMU	01/03/13																							
at San Francisco	01/05/13																							
PEPPERDINE	01/10/13																							
at Santa Clara	01/12/13																							
SAINT MARY'S	01/16/13																							
SAN DIEGO	01/19/13																							
at Gonzaga	01/24/13																							
at Portland	01/26/13																							
at Pepperdine	01/31/13																							
SANTA CLARA	02/02/13																							
at San Diego	02/07/13																							
SAN FRANCISCO	02/09/13																							
PORTLAND	02/16/13																							
at Saint Mary's	02/21/13																							
GONZAGA	02/28/13																							
at LMU	03/02/13																							
Totals			0	15	0	1	.000	0	1	.000	0	0	.000	1	3	4	2.0	2	0	1	0	0	1	0.0

CAREER STATISTICS (ALL GAMES)

Year	GP	GS	Min	Avg	FG	FGA	Pct	3FG	FGA	Pct	FT	FTA	Pct	Off	Def	TR	Avg	PF	FO	A	TO	Blk	Stl	Pts	Avg
2012-13	2	0	15	7.5	0	1	.000	0	1	.000	0	0	.000	1	3	4	2.0	2	0	1	0	0	1	0	0.0
TOTAL	2	0	15	7.5	0	1	.000	0	1	.000	0	0	.000	1	3	4	2.0	2	0	1	0	0	1	0	0.0

CAREER STATISTICS (CONFERENCE GAMES)

Year	GP	GS	Min	Avg	FG	FGA	Pct	3FG	FGA	Pct	FT	FTA	Pct	Off	Def	TR	Avg	PF	FO	A	TO	Blk	Stl	Pts	Avg
2012-13	0	0	0	0.0	0	0	.000	0	0	.000	0	0	.000	0	0	0	0.0	0	0	0	0	0	0	0	0.0
TOTAL	0	0	0	0.0	0	0	.000	0	0	.000	0	0	.000	0	0	0	0.0	0	0	0	0	0	0	0	0.0



2 — CRAIG CUSICK

6-2 • 185 • SENIOR • GUARD • OREM, UTAH (UTAH)

2012-13 SEASON — PPG: 4.5 RPG: 2.5 APG: 3.0 SPG: 1.0 BPG: 0.0 FG%: .333 3FG%: .200 FT%: .200

Last Time Out

- Tallied 3 points, 2 assists and 2 steals vs. Georgia State

Scan for Cusick's bio on BYUcougars.com



In 2012-13

- Tallied 3 points, 2 assists and 2 steals vs. Georgia State
- Scored 6 points and added 4 rebounds and 4 assists against Tennessee State

In 2011-12

- Named Academic All-WCC and received Silver Honors on the WCC Commissioner's Honor Roll
- Named to the NABC Honors Court
- Received the Sixth Man Award at the team banquet
- Posted season highs of 12 points, 4 rebounds, 8 assists and 4 steals
- Played in every game and started three

Other

- Parents are Randy and Debbie Cusick
- Wife's name is Sadie
- Has three sisters and one brother

2012-13 SEASON HIGHS

PTS	6, Tennessee State – 11/9/12
1st H	3, Georgia State – 11/13/12
2nd H	4, Tennessee State – 11/9/12
REB	4, Tennessee State – 11/9/12
AST	4, Tennessee State – 11/9/12
STL	2, Georgia State – 11/13/12
BLK	—
FGM	2, Tennessee State – 11/9/12
FGA	5, Georgia State – 11/13/12
3PM	1, TSU – 11/9/12, GSU – 11/13/12
3PA	4, Georgia State – 11/13/12
FTM	1, Tennessee State – 11/9/12
FTA	5, Tennessee State – 11/9/12

CAREER HIGHS

PTS	12, at Portland – 2/4/12
REB	5, vs. Iona – 3/13/12
AST	8, 2 times, last vs. Iona – 3/13/12
STL	4, at Portland – 2/4/12
BLK	—
FGM	4, at Portland – 2/4/12
FGA	9, at Portland – 2/4/12
3PM	3, twice, last vs. Marquette – 3/15/12
3PA	5, twice, last vs. Marquette – 3/15/12
FTM	4, twice, last at Pepperdine – 1/21/12
FTA	6, at Pepperdine – 1/21/12

MISCELLANEOUS

	12-13	Career
Double-Figure PTS	0 (0-0)	3 (2-1)
20-plus Pts	0 (0-0)	0 (0-0)
Double-Figure REB	0 (0-0)	0 (0-0)
Double-Doubles	0 (0-0)	0 (0-0)
3-plus STL	0 (0-0)	1 (1-0)
3-plus BLK	0 (0-0)	0 (0-0)
3-plus 3-point FG	0 (0-0)	2 (1-1)
Scoring Leader	0 (0-0)	0 (0-0)
Rebound Leader	0 (0-0)	0 (0-0)
Assist Leader	0 (0-0)	6 (3-3)

2012-13 GAME-BY-GAME

Opponent	Date	GS	Min	FG	FGA	Pct	3FG	FGA	Pct	FT	FTA	Pct	Off	Def	TR	Avg	PF	FO	A	TO	Blk	Stl	Pts	Avg	
TENNESSEE STATE	11/09/12		22	2	4	.500	1	1	1.000	1	5	.200	0	4	4	4.0	0	0	4	3	0	0	6	6.0	
GEORGIA STATE	11/13/12		23	1	5	.200	1	4	.250	0	0	.000	0	1	1	2.5	1	0	2	1	0	2	3	4.5	
vs. Florida State	11/16/12																								
TBD	11/17/12																								
UTSA	11/21/12																								
CS NORTHRIDGE	11/24/12																								
vs. Montana	11/28/12																								
at Iowa State	12/01/12																								
UTAH STATE	12/05/12																								
UTAH	12/08/12																								
at Weber State	12/15/12																								
EASTERN NM	12/18/12																								
at Baylor	12/21/12																								
NORTHERN ARIZONA	12/27/12																								
vs. Virginia Tech	12/29/12																								
LMU	01/03/13																								
at San Francisco	01/05/13																								
PEPPERDINE	01/10/13																								
at Santa Clara	01/12/13																								
SAINT MARY'S	01/16/13																								
SAN DIEGO	01/19/13																								
at Gonzaga	01/24/13																								
at Portland	01/26/13																								
at Pepperdine	01/31/13																								
SANTA CLARA	02/02/13																								
at San Diego	02/07/13																								
SAN FRANCISCO	02/09/13																								
PORTLAND	02/16/13																								
at Saint Mary's	02/21/13																								
GONZAGA	02/28/13																								
at LMU	03/02/13																								
Totals			0	45	3	9	.333	2	5	.400	1	5	.200	0	5	5	2.5	1	0	6	4	0	2	9	4.5

CAREER STATISTICS (ALL GAMES)

Year	GP	GS	Min	Avg	FG	FGA	Pct	3FG	FGA	Pct	FT	FTA	Pct	Off	Def	TR	Avg	PF	FO	A	TO	Blk	Stl	Pts	Avg
2011-12	35	3	588	16.8	33	89	.371	22	58	.379	22	34	.647	5	47	52	1.5	39	0	74	25	0	29	110	3.1
2012-13	2	0	45	22.5	3	9	.333	2	5	.400	1	5	.200	0	5	5	2.5	1	0	6	4	0	2	9	4.5
TOTAL	37	3	633	17.1	36	98	.367	24	63	.381	23	39	.590	5	52	57	1.5	40	0	80	29	0	31	119	3.2

CAREER STATISTICS (CONFERENCE GAMES)

Year	GP	GS	Min	Avg	FG	FGA	Pct	3FG	FGA	Pct	FT	FTA	Pct	Off	Def	TR	Avg	PF	FO	A	TO	Blk	Stl	Pts	Avg
2011-12	16	0	286	17.9	18	49	.367	14	30	.467	10	16	.625	4	21	25	1.6	17	0	29	12	0	17	60	3.8
TOTAL	16	0	286	17.9	18	49	.367	14	30	.467	10	16	.625	4	21	25	1.6	17	0	29	12	0	17	60	3.8



3 — TYLER HAWS

6-5 • 200 • SOPHOMORE • GUARD • ALPINE, UTAH (LONE PEAK HS)

2012-13 SEASON — PPG: 22.0 RPG: 5.5 APG: 3.0 SPG: 1.0 BPG: 0.0 FG%: .556 3FG%: .500 FT%: .909

Last Time Out

- Filled the stat sheet with 22 points, 7 rebounds, 5 assists and 2 steals vs. Georgia State and shot 8 of 12 from the field and 4 of 6 from downtown

In 2012-13

- Filled the stat sheet with 22 points, 7 rebounds, 5 assists and 2 steals vs. Georgia State and shot 8 of 12 from the field and 4 of 6 from downtown
- Posted a game-high 22 points and added 4 rebounds and 1 assist vs. Tennessee State

In 2009-10

- Named to All-MWC Third Team, Academic All-MWC and HoopTV Las Vegas Classic All-Tournament Team
- Named Male Rookie of the Year at the Y Awards and was named team's Most Inspirational Player at the team banquet
- Averaged 11.3 points and 4.2 rebounds and shot .498 from the field, .368 from three and .917 from the free throw line
- Posted season highs of 24 points, 11 rebounds, 6 assists, 4 steals and 2 blocks

Scan for Cusick's bio on
BYUcougars.com



2012-13 SEASON HIGHS

PTS	22, TSU – 11/9/12, GSU – 11/13/12
1st H	13, Georgia State – 11/13/12
2nd H	10, Tennessee State – 11/9/12
REB	7, Georgia State – 11/13/12
AST	5, Georgia State – 11/13/12
STL	2, Georgia State – 11/13/12
BLK	—
FGM	8, Georgia State – 11/13/12
FGA	15, Tennessee State – 11/9/12
3PM	4, Georgia State – 11/13/12
3PA	6, Georgia State – 11/13/12
FTM	8, Tennessee State – 11/9/12
FTA	9, Tennessee State – 11/9/12

CAREER HIGHS

PTS	24, Wyoming – 1/20/10
REB	11, twice, last, at UTEP – 1/9/10
AST	6, Idaho State – 11/17/09
STL	4, Air Force – 2/13/10
BLK	2, Idaho State – 11/17/09
FGM	4, Wyoming – 1/20/10, GSU – 11/13/12
FGA	15, twice, last Tenn. St. – 11/9/12
3PM	4, Wyoming – 1/20/10, GSU – 11/13/12
3PA	8, New Mexico – 2/27/10
FTM	10, at Wyoming – 2/20/10
FTA	10, twice, last, at Wyoming – 2/20/10

MISCELLANEOUS

	12-13	Career
Double-Figure PTS	2 (2-0)	23 (21-2)
20-plus Pts	2 (2-0)	6 (6-0)
Double-Figure REB	0 (0-0)	2 (2-0)
Double-Doubles	0 (0-0)	2 (2-0)
3-plus STL	0 (0-0)	2 (2-0)
3-plus BLK	0 (0-0)	0 (0-0)
3-plus 3-point FG	1 (1-0)	5 (4-1)
Scoring Leader	1 (1-0)	6 (6-0)
Rebound Leader	0 (0-0)	8 (7-1)
Assist Leader	0 (0-0)	3 (3-0)

2012-13 GAME-BY-GAME

Opponent	Date	GS	Min	FG	FGA	Pct	3FG	FGA	Pct	FT	FTA	Pct	Off	Def	TR	Avg	PF	FO	A	TO	Blk	Stl	Pts	Avg	
TENNESSEE STATE	11/09/12	*	30	7	15	.467	0	2	.000	8	9	.889	0	4	4	4.0	1	0	1	1	0	0	22	22.0	
GEORGIA STATE	11/13/12	*	32	8	12	.667	4	6	.667	2	2	1.000	1	6	7	5.5	0	0	5	4	0	2	22	22.0	
vs. Florida State	11/16/12																								
TBD	11/17/12																								
UTSA	11/21/12																								
CS NORTHRIDGE	11/24/12																								
vs. Montana	11/28/12																								
at Iowa State	12/01/12																								
UTAH STATE	12/05/12																								
UTAH	12/08/12																								
at Weber State	12/15/12																								
EASTERN NM	12/18/12																								
at Baylor	12/21/12																								
NORTHERN ARIZONA	12/27/12																								
vs. Virginia Tech	12/29/12																								
LMU	01/03/13																								
at San Francisco	01/05/13																								
PEPPERDINE	01/10/13																								
at Santa Clara	01/12/13																								
SAINT MARY'S	01/16/13																								
SAN DIEGO	01/19/13																								
at Gonzaga	01/24/13																								
at Portland	01/26/13																								
at Pepperdine	01/31/13																								
SANTA CLARA	02/02/13																								
at San Diego	02/07/13																								
SAN FRANCISCO	02/09/13																								
PORTLAND	02/16/13																								
at Saint Mary's	02/21/13																								
GONZAGA	02/28/13																								
at LMU	03/02/13																								
Totals			2	62	15	27	.556	4	8	.500	10	11	.909	1	10	11	5.5	1	0	6	5	0	2	44	22.0

CAREER STATISTICS (ALL GAMES)

Year	GP	GS	Min	Avg	FG	FGA	Pct	3FG	FGA	Pct	FT	FTA	Pct	Off	Def	TR	Avg	PF	FO	A	TO	Blk	Stl	Pts	Avg
2009-10	35	33	924	26.4	131	263	.498	25	68	.368	110	120	.917	49	97	146	4.2	53	0	54	41	5	26	397	11.3
2012-13	2	2	62	31.0	15	27	.556	4	8	.500	10	11	.909	1	10	11	5.5	1	0	6	5	0	2	44	22.0
TOTAL	37	35	986	26.6	146	290	.503	29	76	.382	120	131	.916	50	107	157	4.2	54	0	60	46	5	28	441	11.9

CAREER STATISTICS (CONFERENCE GAMES)

Year	GP	GS	Min	Avg	FG	FGA	Pct	3FG	FGA	Pct	FT	FTA	Pct	Off	Def	TR	Avg	PF	FO	A	TO	Blk	Stl	Pts	Avg
2009-10	16	16	424	26.5	57	129	.442	14	37	.378	51	55	.927	24	40	64	4.0	18	0	28	18	2	13	179	11.2
TOTAL	16	16	424	26.5	57	129	.442	14	37	.378	51	55	.927	24	40	64	4.0	18	0	28	18	2	13	179	11.2



5 — AGUSTIN AMBROSINO 6-8 • 225 • JUNIOR • FORWARD • CORDOBA, ARGENTINA (SALT LAKE CC)

2012-13 SEASON — PPG: 1.5 RPG: 0.0 APG: 0.0 SPG: 0.0 BPG: 0.5 FG%: .250 3FG%: .250 FT%: .000

Last Time Out

- Tallied a block against Georgia State

In 2012-13

- Tallied a block against Georgia State
- Post 3 points in his BYU debut vs. Tennessee State

Before BYU

- Played at Salt Lake Community College for Todd Phillips in 2011-12
- Averaged 9.6 points and 5.3 rebounds while shooting .498 from the field, .438 from three and .778 from the free throw line as SLCC went 22-9
- Posted season highs of 22 points and 10 rebounds
- Earned All-SWAC honors

Other

- Parents are Nestor Ambrosino and Maria Alejandra Noriega
- His father Nestor played minor league basketball in Argentina
- Has two sisters

Scan for Ambrosino's bio on
BYUcougars.com



2012-13 SEASON HIGHS

PTS	3, Tennessee State – 11/9/12
1st H	3, Tennessee State – 11/9/12
2nd H	—
REB	—
AST	—
STL	—
BLK	1, Georgia State – 11/13/12
FGM	1, Tennessee State – 11/9/12
FGA	2, Tennessee State – 11/9/12
3PM	1, Tennessee State – 11/9/12
3PA	2, Tennessee State – 11/9/12
FTM	—
FTA	—

MISCELLANEOUS

	12-13	Career
Double-Figure PTS	0 (0-0)	0 (0-0)
20-plus Pts	0 (0-0)	0 (0-0)
Double-Figure REB	0 (0-0)	0 (0-0)
Double-Doubles	0 (0-0)	0 (0-0)
3-plus STL	0 (0-0)	0 (0-0)
3-plus BLK	0 (0-0)	0 (0-0)
3-plus 3-point FG	0 (0-0)	0 (0-0)
Scoring Leader	0 (0-0)	0 (0-0)
Rebound Leader	0 (0-0)	0 (0-0)
Assist Leader	0 (0-0)	0 (0-0)

2012-13 GAME-BY-GAME


Opponent	Date	GS	Min	FG	FGA	Pct	3FG	FGA	Pct	FT	FTA	Pct	Off	Def	TR	Avg	PF	FO	A	TO	Blk	Stl	Pts	Avg	
TENNESSEE STATE	11/09/12		5	1	2	.500	1	2	.500	0	0	.000	0	0	0	0.0	1	0	0	0	0	0	3	3.0	
GEORGIA STATE	11/13/12		7	0	2	.000	0	2	.000	0	0	.000	0	0	0	0.0	1	0	0	0	1	0	0	1.5	
vs. Florida State	11/16/12																								
TBD	11/17/12																								
UTSA	11/21/12																								
CS NORTHRIDGE	11/24/12																								
vs. Montana	11/28/12																								
at Iowa State	12/01/12																								
UTAH STATE	12/05/12																								
UTAH	12/08/12																								
at Weber State	12/15/12																								
EASTERN NM	12/18/12																								
at Baylor	12/21/12																								
NORTHERN ARIZONA	12/27/12																								
vs. Virginia Tech	12/29/12																								
LMU	01/03/13																								
at San Francisco	01/05/13																								
PEPPERDINE	01/10/13																								
at Santa Clara	01/12/13																								
SAINT MARY'S	01/16/13																								
SAN DIEGO	01/19/13																								
at Gonzaga	01/24/13																								
at Portland	01/26/13																								
at Pepperdine	01/31/13																								
SANTA CLARA	02/02/13																								
at San Diego	02/07/13																								
SAN FRANCISCO	02/09/13																								
PORTLAND	02/16/13																								
at Saint Mary's	02/21/13																								
GONZAGA	02/28/13																								
at LMU	03/02/13																								
Totals			0	12	1	4	.250	1	4	.250	0	0	.000	0	0	0	0.0	2	0	0	0	1	0	3	1.5

CAREER STATISTICS (ALL GAMES)

Year	GP	GS	Min	Avg	FG	FGA	Pct	3FG	FGA	Pct	FT	FTA	Pct	Off	Def	TR	Avg	PF	FO	A	TO	Blk	Stl	Pts	Avg
2012-13	2	0	12	6.0	1	4	.250	1	4	.250	0	0	.000	0	0	0	0.0	2	0	0	0	1	0	3	1.5
TOTAL	2	0	12	6.0	1	4	.250	1	4	.250	0	0	.000	0	0	0	0.0	2	0	0	0	1	0	3	1.5

CAREER STATISTICS (CONFERENCE GAMES)

Year	GP	GS	Min	Avg	FG	FGA	Pct	3FG	FGA	Pct	FT	FTA	Pct	Off	Def	TR	Avg	PF	FO	A	TO	Blk	Stl	Pts	Avg
2012-13	0	0	0	0.0	0	0	.000	0	0	.000	0	0	.000	0	0	0	0.0	0	0	0	0	0	0	0	0.0
TOTAL	0	0	0	0.0	0	0	.000	0	0	.000	0	0	.000	0	0	0	0.0	0	0	0	0	0	0	0	0.0



10 — MATT CARLINO 6-2 • 175 • SOPHOMORE • GUARD • SCOTTSDALE, ARIZ. (BLOOMINGTON SOUTH HS)

2012-13 SEASON — PPG: 10.0 RPG: 4.5 APG: 8.5 SPG: 2.5 BPG: 0.0 FG%: .571 3FG%: .200 FT%: .750

Last Time Out

- Against Georgia State posted 11 points, 7 assists, 4 rebounds and 4 steals

In 2012-13

- Against Georgia State posted 11 points, 7 assists, 4 rebounds and 4 steals
- Posted 9 points, 10 assists and 5 rebounds vs. Tennessee State

In 2011-12

- Named All-WCC Honorable Mention and to the WCC All-Freshman Team
- Averaged 12.2 points, 4.6 assists, 3.0 rebounds and 1.4 steals and started in 24 of 25 games played
- Posted season highs of 30 points, 7 rebounds, 11 assists and 4 steals
- In league games was 14th in scoring, 4th in assists, T-9th in steals, T-12th in 3-point FGs and 3rd in assist/turnover ratio
- Had 3-plus threes 7 times, 3-plus steals 6 times and 20-plus points 3 times

Scan for Carlino's bio on BYUcougars.com



2012-13 SEASON HIGHS

PTS	11, Georgia State – 11/13/12
1st H	6, Georgia State – 11/13/12
2nd H	9, Tennessee State – 11/9/12
REB	5, Tennessee State – 11/9/12
AST	10, Tennessee State – 11/9/12
STL	4, Georgia State – 11/13/12
BLK	---
FGM	5, Georgia State – 11/13/12
FGA	8, Georgia State – 11/13/12
3PM	1, Georgia State – 11/13/12
3PA	3, Tennessee State – 11/9/12
FTM	3, Tennessee State – 11/9/12
FTA	4, Tennessee State – 11/9/12

CAREER HIGHS

PTS	30, at San Francisco – 2/16/12
REB	7, twice, last at San Diego – 1/16/12
AST	11, Buffalo – 12/20/11
STL	4, at USF – 2/16/12, GSU – 11/13/12
BLK	1, 7 times, last vs. San Diego – 3/2/12
FGM	13, at San Francisco – 2/16/12
FGA	23, at Gonzaga – 2/23/12
3PM	4, twice, last at USF – 2/16/12
3PA	9, at Gonzaga – 2/23/12
FTM	7, at Portland – 2/4/12
FTA	8, at Portland – 2/4/12

MISCELLANEOUS

	12-13	Career
Double-Figure PTS	1 (1-0)	16 (11-5)
20-plus Pts	0 (0-0)	3 (3-0)
Double-Figure REB	0 (0-0)	0 (0-0)
Double-Doubles	0 (0-0)	1 (1-0)
3-plus STL	1 (1-0)	7 (7-0)
3-plus BLK	0 (0-0)	0 (0-0)
3-plus 3-point FG	0 (0-0)	7 (4-3)
Scoring Leader	0 (0-0)	4 (2-2)
Rebound Leader	0 (0-0)	0 (0-0)
Assist Leader	2 (2-0)	18 (13-5)

2012-13 GAME-BY-GAME


Opponent	Date	GS	Min	FG	FGA	Pct	3FG	FGA	Pct	FT	FTA	Pct	Off	Def	TR	Avg	PF	FO	A	TO	Blk	Stl	Pts	Avg	
TENNESSEE STATE	11/09/12	*	30	3	6	.500	0	3	.000	3	4	.750	0	5	5	5.0	2	0	10	4	0	1	9	9.0	
GEORGIA STATE	11/13/12																								
vs. Florida State	11/16/12																								
TBD	11/17/12																								
UTSA	11/21/12																								
CS NORTHRIDGE	11/24/12																								
vs. Montana	11/28/12																								
at Iowa State	12/01/12																								
UTAH STATE	12/05/12																								
UTAH	12/08/12																								
at Weber State	12/15/12																								
EASTERN NM	12/18/12																								
at Baylor	12/21/12																								
NORTHERN ARIZONA	12/27/12																								
vs. Virginia Tech	12/29/12																								
LMU	01/03/13																								
at San Francisco	01/05/13																								
PEPPERDINE	01/10/13																								
at Santa Clara	01/12/13																								
SAINT MARY'S	01/16/13																								
SAN DIEGO	01/19/13																								
at Gonzaga	01/24/13																								
at Portland	01/26/13																								
at Pepperdine	01/31/13																								
SANTA CLARA	02/02/13																								
at San Diego	02/07/13																								
SAN FRANCISCO	02/09/13																								
PORTLAND	02/16/13																								
at Saint Mary's	02/21/13																								
GONZAGA	02/28/13																								
at LMU	03/02/13																								
Totals			2	62	8	14	.571	1	5	.200	3	4	.750	0	9	9	4.5	3	0	17	8	0	5	20	10.0

CAREER STATISTICS (ALL GAMES)

Year	GP	GS	Min	Avg	FG	FGA	Pct	3FG	FGA	Pct	FT	FTA	Pct	Off	Def	TR	Avg	PF	FO	A	TO	Blk	Stl	Pts	Avg
2011-12	25	24	692	27.7	110	274	.401	41	124	.331	44	58	.759	9	66	75	3.0	58	2	115	75	7	36	305	12.2
2012-13	2	2	62	31.0	8	14	.571	1	5	.200	3	4	.750	0	9	9	4.5	3	0	17	8	0	5	20	10.0
TOTAL	27	26	754	27.9	118	288	.410	42	129	.326	47	62	.758	9	75	84	3.1	61	2	132	83	7	41	325	12.0

CAREER STATISTICS (CONFERENCE GAMES)

Year	GP	GS	Min	Avg	FG	FGA	Pct	3FG	FGA	Pct	FT	FTA	Pct	Off	Def	TR	Avg	PF	FO	A	TO	Blk	Stl	Pts	Avg
2011-12	16	16	437	27.3	72	177	.407	23	77	.299	29	41	.707	7	43	50	3.1	37	2	74	36	4	22	196	12.3
TOTAL	16	16	437	27.3	72	177	.407	23	77	.299	29	41	.707	7	43	50	3.1	37	2	74	36	4	22	196	12.3



12 — JOSH SHARP

6-7 • 185 • SOPHOMORE • FORWARD • HIGHLAND, UTAH (UTAH)

2012-13 SEASON — PPG: 5.5 RPG: 4.5 APG: 0.5 SPG: 0.5 BPG: 1.0 FG%: .556 3FG%: .000 FT%: .500

Last Time Out

- Scored 4 points and added 6 rebounds and 1 steal vs. Georgia State

In 2012-13

- Scored 4 points and added 6 rebounds and 1 steal vs. Georgia State
- Posted 7 points, 3 rebounds and a career-high 2 blocks vs. Tennessee State

In 2011-12

- Played in 28 games
- Received Bronze Honors on the WCC Commissioner's Honor Roll
- Posted season highs of 5 points, 6 rebounds, 3 assists, 1 block and 1 steal
- Averaged 1.2 points and 1.4 rebounds

Other

- Parents are Joe and Debbie Sharp
- Wife's name is Jordan
- Served a mission for The Church of Jesus Christ of Latter-day Saints in Houston
- Played for Quincy Lewis at Lone Peak High School

Scan for Sharp's bio on BYUcougars.com



2012-13 SEASON HIGHS

PTS	7, Tennessee State – 11/9/12
1st H	4, Tennessee State – 11/9/12
2nd H	4, Georgia State – 11/13/12
REB	6, Georgia State – 11/13/12
AST	1, Tennessee State – 11/9/12
STL	1, Georgia State – 11/13/12
BLK	2, Tennessee State – 11/9/12
FGM	3, Tennessee State – 11/9/12
FGA	5, Tennessee State – 11/9/12
3PM	—
3PA	—
FTM	1, Tennessee State – 11/9/12
FTA	2, Tennessee State – 11/9/12

CAREER HIGHS

PTS	7, Tennessee State – 11/9/12
REB	6, three times, last, GSU – 11/13/12
AST	3, Longwood – 11/18/11
STL	1, 5 times, last, GSU – 11/13/12
BLK	2, Tennessee State – 11/9/12
FGM	3, Tennessee State – 11/9/12
FGA	5, Tennessee State – 11/9/12
3PM	1, Prairie View A&M – 11/22/11
3PA	1, four times, last, CSUSM – 1/27/11
FTM	3, Pepperdine – 2/11/12
FTA	4, twice, last, Pepperdine – 2/11/12

MISCELLANEOUS

	12-13	Career
Double-Figure PTS	0 (0-0)	0 (0-0)
20-plus Pts	0 (0-0)	0 (0-0)
Double-Figure REB	0 (0-0)	0 (0-0)
Double-Doubles	0 (0-0)	0 (0-0)
3-plus STL	0 (0-0)	0 (0-0)
3-plus BLK	0 (0-0)	0 (0-0)
3-plus 3-point FG	0 (0-0)	0 (0-0)
Scoring Leader	0 (0-0)	0 (0-0)
Rebound Leader	0 (0-0)	0 (0-0)
Assist Leader	0 (0-0)	0 (0-0)

2012-13 GAME-BY-GAME

Opponent	Date	GS	Min	FG	FGA	Pct	3FG	FGA	Pct	FT	FTA	Pct	Off	Def	TR	Avg	PF	FO	A	TO	Blk	Stl	Pts	Avg
TENNESSEE STATE	11/09/12	*	26	3	5	.600	0	0	.000	1	2	.500	1	2	3	3.0	3	0	1	3	2	0	7	7.0
GEORGIA STATE	11/13/12	*	25	2	4	.500	0	0	.000	0	0	.000	3	3	6	4.5	2	0	0	1	0	1	4	5.5
vs. Florida State	11/16/12																							
TBD	11/17/12																							
UTSA	11/21/12																							
CS NORTHBRIDGE	11/24/12																							
vs. Montana	11/28/12																							
at Iowa State	12/01/12																							
UTAH STATE	12/05/12																							
UTAH	12/08/12																							
at Weber State	12/15/12																							
EASTERN NM	12/18/12																							
at Baylor	12/21/12																							
NORTHERN ARIZONA	12/27/12																							
vs. Virginia Tech	12/29/12																							
LMU	01/03/13																							
at San Francisco	01/05/13																							
PEPPERDINE	01/10/13																							
at Santa Clara	01/12/13																							
SAINT MARY'S	01/16/13																							
SAN DIEGO	01/19/13																							
at Gonzaga	01/24/13																							
at Portland	01/26/13																							
at Pepperdine	01/31/13																							
SANTA CLARA	02/02/13																							
at San Diego	02/07/13																							
SAN FRANCISCO	02/09/13																							
PORTLAND	02/16/13																							
at Saint Mary's	02/21/13																							
GONZAGA	02/28/13																							
at LMU	03/02/13																							
Totals			2	51	5	9	.556	0	0	.000	1	2	.500	4	5	9	4.5	5	0	1	4	2	11	5.5

CAREER STATISTICS (ALL GAMES)

Year	GP	GS	Min	Avg	FG	FGA	Pct	3FG	FGA	Pct	FT	FTA	Pct	Off	Def	TR	Avg	PF	FO	A	TO	Blk	Stl	Pts	Avg
2011-12	28	0	197	7.0	9	23	.391	1	5	.200	14	23	.609	16	22	38	1.4	21	0	12	12	3	4	33	1.2
2012-13	2	2	51	25.5	5	9	.556	0	0	.000	1	2	.500	4	5	9	4.5	5	0	1	4	2	1	11	5.5
TOTAL	30	2	248	8.3	14	32	.438	1	5	.200	15	25	.600	20	27	47	1.6	26	0	13	16	5	5	44	1.5

CAREER STATISTICS (CONFERENCE GAMES)

Year	GP	GS	Min	Avg	FG	FGA	Pct	3FG	FGA	Pct	FT	FTA	Pct	Off	Def	TR	Avg	PF	FO	A	TO	Blk	Stl	Pts	Avg
2011-12	13	0	63	4.8	0	4	.000	0	1	.000	10	14	.714	6	4	10	0.8	7	0	3	2	3	2	10	0.8
TOTAL	13	0	63	4.8	0	4	.000	0	1	.000	10	14	.714	6	4	10	0.8	7	0	3	2	3	2	10	0.8

13 — BROCK ZYLSTRA

6-6 • 210 • SENIOR • GUARD • LA VERNE, CALIF. (BONITA HS)

2012-13 SEASON — PPG: 9.5 RPG: 3.0 APG: 1.0 SPG: 0.5 BPG: 0.0 FG%: .500 3FG%: .444 FT%: 1.000

Last Time Out

- Scored 8 points and added 2 rebounds, one steal and one assist vs. Georgia State

Scan for Zylstra's bio on BYUcougars.com



In 2012-13


- Scored 8 points and added 2 rebounds, one steal and one assist vs. Georgia State
- Against Tennessee State posted 11 points, 4 rebounds and 1 assist and hit 2 threes

In 2011-12

- Received the Most Improved Player Award at the team banquet
- Received Bronze Honors on the WCC Commissioner's Honor Roll
- Was 8th in the WCC in 3-point FG percentage, 10th in steals and 3-point FGs made and 15th in defensive rebounds
- Posted season highs of 26 points, 9 rebounds, 5 assists and 4 steals

Other

- Parents are Dave and Maxine Zylstra
- Wife's name is Sarah and they have a daughter, Sophia
- Served a mission for The Church of Jesus Christ of Latter-day Saints in New Zealand
- Averaged 22 points, 12 rebounds, three steals and one block per game as a senior at Bonita HS



2012-13 SEASON HIGHS

PTS	11, Tennessee State — 11/9/12
1st H	6, Georgia State — 11/13/12
2nd H	8, Tennessee State — 11/9/12
REB	4, Tennessee State — 11/9/12
AST	1, TSU — 11/9/12, GSU — 11/13/12
STL	1, Georgia State — 11/13/12
BLK	—
FGM	4, Tennessee State — 11/9/12
FGA	7, TSU — 11/9/12, GSU — 11/13/12
3PM	2, TSU — 11/9/12, GSU — 11/13/12
3PA	5, Georgia State — 11/13/12
FTM	1, Tennessee State — 11/9/12
FTA	1, Tennessee State — 11/9/12

CAREER HIGHS

PTS	26, Buffalo -- 12/20/11
REB	9, Portland — 2/25/12
AST	5, UCSB -- 12/22/11
STL	4, twice, last, vs. San Diego — 3/2/12
BLK	1, 8 times, last, vs. Marquette — 3/15/12
FGM	9, Buffalo -- 12/20/11
FGA	16, Buffalo -- 12/20/11
3PM	6, vs. San Francisco — 1/7/12
3PA	10, Buffalo -- 12/20/11
FTM	6, at Portland — 2/4/12
FTA	9, at Portland — 2/4/12

MISCELLANEOUS

	12-13	Career
Double-Figure PTS	1 (1-0)	10 (10-0)
20-plus Pts	0 (0-0)	4 (4-0)
Double-Figure REB	0 (0-0)	0 (0-0)
Double-Doubles	0 (0-0)	0 (0-0)
3-plus STL	0 (0-0)	3 (2-1)
3-plus BLK	0 (0-0)	0 (0-0)
3-plus 3-point FG	0 (0-0)	7 (7-0)
Scoring Leader	0 (0-0)	4 (4-0)
Rebound Leader	0 (0-0)	2 (2-0)
Assist Leader	0 (0-0)	1 (0-1)

2012-13 GAME-BY-GAME

Opponent	Date	GS	Min	FG	FGA	Pct	3FG	FGA	Pct	FT	FTA	Pct	Off	Def	TR	Avg	PF	FO	A	TO	Blk	Stl	Pts	Avg	
TENNESSEE STATE	11/09/12	*	22	4	7	.571	2	4	.500	1	1	1.000	0	4	4	4.0	2	0	1	1	0	0	11	11.0	
GEORGIA STATE	11/13/12	*	16	3	7	.429	2	5	.400	0	0	.000	0	2	2	3.0	3	0	1	1	0	1	8	9.5	
vs. Florida State	11/16/12																								
TBD	11/17/12																								
UTSA	11/21/12																								
CS NORTHDRIDGE	11/24/12																								
vs. Montana	11/28/12																								
at Iowa State	12/01/12																								
UTAH STATE	12/05/12																								
UTAH	12/08/12																								
at Weber State	12/15/12																								
EASTERN NM	12/18/12																								
at Baylor	12/21/12																								
NORTHERN ARIZONA	12/27/12																								
vs. Virginia Tech	12/29/12																								
LMU	01/03/13																								
at San Francisco	01/05/13																								
PEPPERDINE	01/10/13																								
at Santa Clara	01/12/13																								
SAINT MARY'S	01/16/13																								
SAN DIEGO	01/19/13																								
at Gonzaga	01/24/13																								
at Portland	01/26/13																								
at Pepperdine	01/31/13																								
SANTA CLARA	02/02/13																								
at San Diego	02/07/13																								
SAN FRANCISCO	02/09/13																								
PORTLAND	02/16/13																								
at Saint Mary's	02/21/13																								
GONZAGA	02/28/13																								
at LMU	03/02/13																								
Totals			2	38	7	14	.500	4	9	.444	1	1	1.000	0	6	6	3.0	5	0	2	2	0	1	19	9.5

CAREER STATISTICS (ALL GAMES)

Year	GP	GS	Min	Avg	FG	FGA	Pct	3FG	FGA	Pct	FT	FTA	Pct	Off	Def	TR	Avg	PF	FO	A	TO	Blk	Stl	Pts	Avg
2009-10	20	0	63	3.2	7	18	.389	0	3	.000	5	8	.625	2	11	13	0.7	4	0	2	4	1	1	19	1.0
2010-11	29	0	150	5.2	10	32	.313	6	22	.273	7	12	.583	5	19	24	0.8	13	0	9	4	0	8	33	1.1
2011-12	34	28	959	28.2	97	213	.455	50	133	.376	38	59	.644	32	115	147	4.3	60	0	64	48	7	40	282	8.3
2012-13	2	2	38	19.0	7	14	.500	4	9	.444	1	1	1.000	0	6	6	3.0	5	0	2	2	0	1	19	9.5
TOTAL	85	30	1210	14.2	121	277	.437	60	167	.359	51	80	.638	39	151	190	2.2	82	0	77	58	8	50	353	4.2

CAREER STATISTICS (CONFERENCE GAMES)

Year	GP	GS	Min	Avg	FG	FGA	Pct	3FG	FGA	Pct	FT	FTA	Pct	Off	Def	TR	Avg	PF	FO	A	TO	Blk	Stl	Pts	Avg
2009-10	8	0	24	3.0	3	7	.429	0	1	.000	2	4	.500	1	1	2	0.3	2	0	1	2	0	0	8	1.0
2010-11	11	0	40	3.6	2	7	.286	0	3	.000	3	7	.429	2	5	7	0.6	4	0	2	0	0	2	7	0.6
2011-12	15	9	426	28.4	41	88	.466	20	57	.351	20	33	.606	17	57	74	4.9	27	0	23	19	2	17	122	8.1
TOTAL	34	9	490	14.4	46	102	.451	20	61	.328	25	44	.568	20	63	83	2.4	33	0	26	21	2	19	137	4.0



20 — ANSON WINDER 6-3 • 195 • SOPHOMORE • GUARD • LAS VEGAS, NEV. (BISHOP GORMAN HS)

2012-13 SEASON — PPG: 0.0 RPG: 0.0 APG: 0.0 SPG: 0.0 BPG: 0.0 FG%: .000 3FG%: .000 FT%: .000

Last Time Out

- Did not play vs. Georgia State

In 2012-13

- Did not play vs. Tennessee State due to a sprained ankle

In 2011-12

- Started 15 times and played in 34 games
- Posted season highs of 20 points, 4 rebounds, 9 assists, 4 steals and 2 blocks
- Was 14th in the WCC in steals
- Was BYU's assist leader in 7 games, scored in double figures 5 times and had 3-plus steals 7 times

Scan for Winder's bio on BYUcougars.com



Other

- Parents are Chuck Winder and Teresa Williams
- Also recruited by Nevada, SMU, Portland, UC Riverside and Idaho
- Helped lead Bishop Gorman to back-to-back Nevada 4A state titles
- Averaged 17 points and seven boards as a senior and led Bishop Gorman to a 30-2 record

2012-13 SEASON HIGHS

PTS	—
1st H	—
2nd H	—
REB	—
AST	—
STL	—
BLK	—
FGM	—
FGA	—
3PM	—
3PA	—
FTM	—
FTA	—

CAREER HIGHS

PTS	20, Buffalo – 12/20/11
REB	6, at San Francisco – 2/16/12
AST	9, vs Northern Arizona – 11/30/11
STL	4, vs Nevada – 11/25/11
BLK	2, vs Northern Arizona – 11/30/11
FGM	7, Buffalo – 12/20/11
FGA	9, vs Nevada – 11/25/11
3PM	6, Buffalo – 12/20/11
3PA	7, twice, last, Pepperdine – 2/11/12
FTM	3, twice, last, UCSB – 12/22/11
FTA	5, Longwood – 11/18/11

MISCELLANEOUS

	12-13	Career
Double-Figure PTS	0 (0-0)	5 (5-0)
20-plus Pts	0 (0-0)	1 (1-0)
Double-Figure REB	0 (0-0)	0 (0-0)
Double-Doubles	0 (0-0)	0 (0-0)
3-plus STL	0 (0-0)	7 (5-2)
3-plus BLK	0 (0-0)	0 (0-0)
3-plus 3-point FG	0 (0-0)	2 (2-0)
Scoring Leader	0 (0-0)	0 (0-0)
Rebound Leader	0 (0-0)	1 (1-0)
Assist Leader	0 (0-0)	7 (7-0)

2012-13 GAME-BY-GAME

Opponent	Date	GS	Min	FG	FGA	Pct	3FG	FGA	Pct	FT	FTA	Pct	Off	Def	TR	Avg	PF	FO	A	TO	Blk	Stl	Pts	Avg
TENNESSEE STATE	11/09/12	DNP																						
GEORGIA STATE	11/13/12	DNP																						
vs. Florida State	11/16/12																							
TBD	11/17/12																							
UTSA	11/21/12																							
CS NORTHRIDGE	11/24/12																							
vs. Montana	11/28/12																							
at Iowa State	12/01/12																							
UTAH STATE	12/05/12																							
UTAH	12/08/12																							
at Weber State	12/15/12																							
EASTERN NM	12/18/12																							
at Baylor	12/21/12																							
NORTHERN ARIZONA	12/27/12																							
vs. Virginia Tech	12/29/12																							
LMU	01/03/13																							
at San Francisco	01/05/13																							
PEPPERDINE	01/10/13																							
at Santa Clara	01/12/13																							
SAINT MARY'S	01/16/13																							
SAN DIEGO	01/19/13																							
at Gonzaga	01/24/13																							
at Portland	01/26/13																							
at Pepperdine	01/31/13																							
SANTA CLARA	02/02/13																							
at San Diego	02/07/13																							
SAN FRANCISCO	02/09/13																							
PORTLAND	02/16/13																							
at Saint Mary's	02/21/13																							
GONZAGA	02/28/13																							
at LMU	03/02/13																							
Totals																								

CAREER STATISTICS (ALL GAMES)

Year	GP	GS	Min	Avg	FG	FGA	Pct	3FG	FGA	Pct	FT	FTA	Pct	Off	Def	TR	Avg	PF	FO	A	TO	Blk	Stl	Pts	Avg
2011-12	34	15	551	16.2	48	131	.366	25	84	.298	26	41	.634	3	50	53	1.6	40	0	57	32	3	35	147	4.3
2012-13	0	0	0	0.0	0	0	.000	0	0	.000	0	0	.000	0	0	0	0.0	0	0	0	0	0	0	0	0.0
TOTAL	34	15	551	16.2	48	131	.366	25	84	.298	26	41	.634	3	50	53	1.6	40	0	57	32	3	35	147	4.3

CAREER STATISTICS (CONFERENCE GAMES)

Year	GP	GS	Min	Avg	FG	FGA	Pct	3FG	FGA	Pct	FT	FTA	Pct	Off	Def	TR	Avg	PF	FO	A	TO	Blk	Stl	Pts	Avg
2011-12	16	7	238	14.9	23	62	.371	10	36	.278	11	14	.786	1	26	27	1.7	26	0	19	11	0	20	67	4.2
TOTAL	16	7	238	14.9	23	62	.371	10	36	.278	11	14	.786	1	26	27	1.7	26	0	19	11	0	20	67	4.2



23 — CORY CALVERT

6-3 • 185 • FRESHMAN • GUARD • PARKER, COLO. (CHAPARRAL HS)

2012-13 SEASON — PPG: 1.5 RPG: 0.5 APG: 0.0 SPG: 0.0 BPG: 0.0 FG%: .250 3FG%: .500 FT%: .000

Last Time Out

- Played 8 minutes vs. Georgia State

Scan for Calvert's bio on BYUcougars.com



In 2012-13

- Posted 3 points and 1 rebound vs. Tennessee State

Before BYU

- Prepped at Chaparral High School for Rob Johnson
- Named the 2012 5A MVP in Colorado by the Denver Post and MaxPreps.com
- Named first-team all-state, Continental League Player of the Year and the Joint Effort Co-Player of the Year
- Led Chaparral to the 2012 5A state title and a 25-3 record while averaging 22.3 points, 6.0 rebounds and 5.1 assists

Other

- Parents are Cory and Michelle
- Has three sisters
- Planning to serve a mission following the season

2012-13 SEASON HIGHS

PTS	3, Tennessee State – 11/9/12
1st H	—
2nd H	3, Tennessee State – 11/9/12
REB	1, Tennessee State – 11/9/12
AST	—
STL	—
BLK	—
FGM	1, Tennessee State – 11/9/12
FGA	3, Tennessee State – 11/9/12
3PM	1, Tennessee State – 11/9/12
3PA	2, Tennessee State – 11/9/12
FTM	—
FTA	—

MISCELLANEOUS

	12-13	Career
Double-Figure PTS	0 (0-0)	0 (0-0)
20-plus Pts	0 (0-0)	0 (0-0)
Double-Figure REB	0 (0-0)	0 (0-0)
Double-Doubles	0 (0-0)	0 (0-0)
3-plus STL	0 (0-0)	0 (0-0)
3-plus BLK	0 (0-0)	0 (0-0)
3-plus 3-point FG	0 (0-0)	0 (0-0)
Scoring Leader	0 (0-0)	0 (0-0)
Rebound Leader	0 (0-0)	0 (0-0)
Assist Leader	0 (0-0)	0 (0-0)

2012-13 GAME-BY-GAME


Opponent	Date	GS	Min	FG	FGA	Pct	3FG	FGA	Pct	FT	FTA	Pct	Off	Def	TR	Avg	PF	FO	A	TO	Blk	Stl	Pts	Avg
TENNESSEE STATE	11/09/12		10	1	3	.333	1	2	.500	0	0	.000	0	1	1	1.0	0	0	0	0	0	0	3	3.0
GEORGIA STATE	11/13/12		8	0	1	.000	0	0	.000	0	0	.000	0	0	0	0.5	0	0	0	0	0	0	0	1.5
vs. Florida State	11/16/12																							
TBD	11/17/12																							
UTSA	11/21/12																							
CS NORTHRIDGE	11/24/12																							
vs. Montana	11/28/12																							
at Iowa State	12/01/12																							
UTAH STATE	12/05/12																							
UTAH	12/08/12																							
at Weber State	12/15/12																							
EASTERN NM	12/18/12																							
at Baylor	12/21/12																							
NORTHERN ARIZONA	12/27/12																							
vs. Virginia Tech	12/29/12																							
LMU	01/03/13																							
at San Francisco	01/05/13																							
PEPPERDINE	01/10/13																							
at Santa Clara	01/12/13																							
SAINT MARY'S	01/16/13																							
SAN DIEGO	01/19/13																							
at Gonzaga	01/24/13																							
at Portland	01/26/13																							
at Pepperdine	01/31/13																							
SANTA CLARA	02/02/13																							
at San Diego	02/07/13																							
SAN FRANCISCO	02/09/13																							
PORTLAND	02/16/13																							
at Saint Mary's	02/21/13																							
GONZAGA	02/28/13																							
at LMU	03/02/13																							
Totals			0	18	1	4	.250	1	2	.500	0	0	.000	0	1	1	0.5	0	0	0	0	0	3	1.5

CAREER STATISTICS (ALL GAMES)

Year	GP	GS	Min	Avg	FG	FGA	Pct	3FG	FGA	Pct	FT	FTA	Pct	Off	Def	TR	Avg	PF	FO	A	TO	Blk	Stl	Pts	Avg
2012-13	2	0	18	9.0	1	4	.250	1	2	.500	0	0	.000	0	1	1	0.5	0	0	0	0	0	3	1.5	
TOTAL	2	0	18	9.0	1	4	.250	1	2	.500	0	0	.000	0	1	1	0.5	0	0	0	0	0	3	1.5	

CAREER STATISTICS (CONFERENCE GAMES)

Year	GP	GS	Min	Avg	FG	FGA	Pct	3FG	FGA	Pct	FT	FTA	Pct	Off	Def	TR	Avg	PF	FO	A	TO	Blk	Stl	Pts	Avg
2012-13	0	0	0	0.0	0	0	.000	0	0	.000	0	0	.000	0	0	0	0.0	0	0	0	0	0	0	0.0	
TOTAL	0	0	0	0.0	0	0	.000	0	0	.000	0	0	.000	0	0	0	0.0	0	0	0	0	0	0	0.0	

**33 — NATE AUSTIN**

6-11 • 230 • SOPHOMORE • FORWARD • ALPINE, UTAH (LONE PEAK HS)

2012-13 SEASON — PPG: 4.0 RPG: 7.0 APG: 0.0 SPG: 0.0 BPG: 2.0 FG%: .500 3FG%: .000 FT%: .000**Last Time Out**

- Had 4 points, 4 boards, 2 assists and 2 blocks against Georgia State

In 2012-13

- Had 4 points, 4 boards, 2 assists and 2 blocks against Georgia State
- Totaled 4 points, 7 rebounds and 2 blocks vs. Tennessee State

In 2011-12

- Played in every game this season and started 1 game
- Posted season highs of 15 points, 10 rebounds, 3 assists and 2 blocks
- Tied for 10th in the WCC in offensive rebounds in league games
- Career-high 15 points came on 7 of 8 shooting vs. Weber State
- Hit 3-pointers in four-straight games (Northern Arizona, Oregon, Weber State, Utah)

Other

- Served a mission for The Church of Jesus Christ of Latter-day Saints in McAllen, Texas
- Also recruited by Boise State and Utah State
- Helped Lone Peak to a 22-3 record as a senior

Scan for Austin's bio on
BYUcougars.com**2012-13 SEASON HIGHS**

PTS	4, TSU – 11/9/12, GSU – 11/13/12
1st H	4, TSU – 11/9/12, GSU – 11/13/12
2nd H	—
REB	7, Tennessee State – 11/9/12
AST	2, Georgia State – 11/13/12
STL	—
BLK	2, TSU – 11/9/12, GSU – 11/13/12
FGM	2, TSU – 11/9/12, GSU – 11/13/12
FGA	5, Georgia State – 11/13/12
3PM	—
3PA	—
FTM	—
FTA	—

CAREER HIGHS

PTS	15, Weber State -- 12/07/11
REB	10, at Gonzaga -- 2/23/12
AST	3, vs. San Diego -- 3/2/12
STL	1, 9 times, last, San Diego -- 3/2/12
BLK	2, four times, last, GSU – 11/13/12
FGM	7, Weber State -- 12/07/11
FGA	8, Weber State -- 12/07/11
3PM	1, 7 times, last, vs. Iona – 3/13/12
3PA	2, 8 times, last, vs. Iona – 3/13/12
FTM	3, Buffalo -- 12/20/11
FTA	4, 3 times, last, LMU – 1/19/12

MISCELLANEOUS

	12-13	Career
Double-Figure PTS	0 (0-0)	3 (2-1)
20-plus Pts	0 (0-0)	0 (0-0)
Double-Figure REB	0 (0-0)	0 (0-0)
Double-Doubles	0 (0-0)	0 (0-0)
3-plus STL	0 (0-0)	1 (1-0)
3-plus BLK	0 (0-0)	0 (0-0)
3-plus 3-point FG	0 (0-0)	2 (1-1)
Scoring Leader	0 (0-0)	0 (0-0)
Rebound Leader	1 (1-0)	1 (1-0)
Assist Leader	0 (0-0)	6 (3-3)

2012-13 GAME-BY-GAME

Opponent	Date	GS	Min	FG	FGA	Pct	3FG	FGA	Pct	FT	FTA	Pct	Off	Def	TR	Avg	Pf	FO	A	TO	Blk	Stl	Pts	Avg	
TENNESSEE STATE	11/09/12		17	2	4	.500	0	0	.000	0	0	.000	1	6	7	7.0	4	0	0	0	2	0	4	4.0	
GEORGIA STATE	11/13/12		16	2	5	.400	0	0	.000	0	0	.000	0	4	4	5.5	1	0	2	1	2	0	4	4.0	
vs. Florida State	11/16/12																								
TBD	11/17/12																								
UTSA	11/21/12																								
CS NORTHBRIDGE	11/24/12																								
vs. Montana	11/28/12																								
at Iowa State	12/01/12																								
UTAH STATE	12/05/12																								
UTAH	12/08/12																								
at Weber State	12/15/12																								
EASTERN NM	12/18/12																								
at Baylor	12/21/12																								
NORTHERN ARIZONA	12/27/12																								
vs. Virginia Tech	12/29/12																								
LMU	01/03/13																								
at San Francisco	01/05/13																								
PEPPERDINE	01/10/13																								
at Santa Clara	01/12/13																								
SAINT MARY'S	01/16/13																								
SAN DIEGO	01/19/13																								
at Gonzaga	01/24/13																								
at Portland	01/26/13																								
at Pepperdine	01/31/13																								
SANTA CLARA	02/02/13																								
at San Diego	02/07/13																								
SAN FRANCISCO	02/09/13																								
PORTLAND	02/16/13																								
at Saint Mary's	02/21/13																								
GONZAGA	02/28/13																								
at LMU	03/02/13																								
Totals			0	33	4	9	.444	0	0	.000	0	0	.000	1	10	11	5.5	5	0	2	1	4	0	8	4.0

CAREER STATISTICS (ALL GAMES)

Year	GP	GS	Min	Avg	FG	FGA	Pct	3FG	FGA	Pct	FT	FTA	Pct	Off	Def	TR	Avg	Pf	FO	A	TO	Blk	Stl	Pts	Avg
2011-12	35	1	450	12.9	58	107	.542	7	23	.304	20	39	.513	53	79	132	3.8	95	6	19	20	15	9	143	4.1
2012-13	2	0	33	16.5	4	9	.444	0	0	.000	0	0	.000	1	10	11	5.5	5	0	2	1	4	0	8	4.0
TOTAL	37	1	483	13.1	62	116	.534	7	23	.304	20	39	.513	54	89	143	3.9	100	6	21	21	19	9	151	4.1

CAREER STATISTICS (CONFERENCE GAMES)

Year	GP	GS	Min	Avg	FG	FGA	Pct	3FG	FGA	Pct	FT	FTA	Pct	Off	Def	TR	Avg	Pf	FO	A	TO	Blk	Stl	Pts	Avg
2011-12	16	1	230	14.4	28	52	.538	2	10	.200	12	22	.545	33	36	69	4.3	48	4	9	8	5	5	70	4.4
TOTAL	16	1	230	14.4	28	52	.538	2	10	.200	12	22	.545	33	36	69	4.3	48	4	9	8	5	5	70	4.4



42 — IAN HARWARD

6-11 • 215 • FRESHMAN • CENTER • OREM, UTAH (OREM HS)

2012-13 SEASON — PPG: 0.0 RPG: 0.5 APG: 0.0 SPG: 0.0 BPG: 0.0 FG%: .000 3FG%: .000 FT%: .000

Last Time Out

- Had 1 rebound vs. Georgia State

In 2012-13

- Played 2 minutes vs. Tennessee State

Before BYU

- Helped Orem to a 15-7 record
- Averaged 14.0 points per game
- Played for Mike O'Connor and Mike Conner
- Played for the Pump 'N Run AAU team run by John Palica and coached by O'Connor and Todd Phillips
- Registered 35 points, 13 rebounds and 10 blocks in a Tri-City Tournament game near Seattle

Other

- Parents are Brad and Alice Harward
- Wife's name is Sarah
- Served a mission for The Church of Jesus Christ of Latter-day Saints in San Antonio, Texas

Scan for Harward's bio on BYUcougars.com



2012-13 SEASON HIGHS

PTS	—
1st H	—
2nd H	—
REB	1, Georgia State – 11/13/12
AST	—
STL	—
BLK	—
FGM	—
FGA	1, Georgia State – 11/13/12
3PM	—
3PA	—
FTM	—
FTA	—

MISCELLANEOUS

	12-13	Career
Double-Figure PTS	0 (0-0)	0 (0-0)
20-plus Pts	0 (0-0)	0 (0-0)
Double-Figure REB	0 (0-0)	0 (0-0)
Double-Doubles	0 (0-0)	0 (0-0)
3-plus STL	0 (0-0)	0 (0-0)
3-plus BLK	0 (0-0)	0 (0-0)
3-plus 3-point FG	0 (0-0)	0 (0-0)
Scoring Leader	0 (0-0)	0 (0-0)
Rebound Leader	0 (0-0)	0 (0-0)
Assist Leader	0 (0-0)	0 (0-0)

2012-13 GAME-BY-GAME

Opponent	Date	GS	Min	FG	FGA	Pct	3FG	FGA	Pct	FT	FTA	Pct	Off	Def	TR	Avg	PF	FO	A	TO	Blk	Stl	Pts	Avg
TENNESSEE STATE	11/09/12		2	0	0	.000	0	0	.000	0	0	.000	0	0	0	0.0	2	0	0	0	0	0	0	0.0
GEORGIA STATE	11/13/12		2	0	1	.000	0	0	.000	0	0	.000	0	1	1	0.5	1	0	0	1	0	0	0	0.0
vs. Florida State	11/16/12																							
TBD	11/17/12																							
UTSA	11/21/12																							
CS NORTHRIDGE	11/24/12																							
vs. Montana	11/28/12																							
at Iowa State	12/01/12																							
UTAH STATE	12/05/12																							
UTAH	12/08/12																							
at Weber State	12/15/12																							
EASTERN NM	12/18/12																							
at Baylor	12/21/12																							
NORTHERN ARIZONA	12/27/12																							
vs. Virginia Tech	12/29/12																							
LMU	01/03/13																							
at San Francisco	01/05/13																							
PEPPERDINE	01/10/13																							
at Santa Clara	01/12/13																							
SAINT MARY'S	01/16/13																							
SAN DIEGO	01/19/13																							
at Gonzaga	01/24/13																							
at Portland	01/26/13																							
at Pepperdine	01/31/13																							
SANTA CLARA	02/02/13																							
at San Diego	02/07/13																							
SAN FRANCISCO	02/09/13																							
PORTLAND	02/16/13																							
at Saint Mary's	02/21/13																							
GONZAGA	02/28/13																							
at LMU	03/02/13																							
Totals			0	4	0	1	.000	0	0	.000	0	0	.000	0	1	1	0.5	3	0	0	1	0	0	0.0

CAREER STATISTICS (ALL GAMES)

Year	GP	GS	Min	Avg	FG	FGA	Pct	3FG	FGA	Pct	FT	FTA	Pct	Off	Def	TR	Avg	PF	FO	A	TO	Blk	Stl	Pts	Avg
2012-13	2	0	4	2.0	0	1	.000	0	0	.000	0	0	.000	0	1	1	0.5	3	0	0	1	0	0	0	0.0
TOTAL	2	0	4	2.0	0	1	.000	0	0	.000	0	0	.000	0	1	1	0.5	3	0	0	1	0	0	0	0.0

CAREER STATISTICS (CONFERENCE GAMES)

Year	GP	GS	Min	Avg	FG	FGA	Pct	3FG	FGA	Pct	FT	FTA	Pct	Off	Def	TR	Avg	PF	FO	A	TO	Blk	Stl	Pts	Avg
2012-13	0	0	0	0.0	0	0	.000	0	0	.000	0	0	.000	0	0	0	0.0	0	0	0	0	0	0	0	0.0
TOTAL	0	0	0	0.0	0	0	.000	0	0	.000	0	0	.000	0	0	0	0.0	0	0	0	0	0	0	0	0.0

**Official Basketball Box Score -- Game Totals -- Final Statistics
Tennessee State vs BYU
11/09/12 7:05 pm at Provo, Utah, Marriott Center**

Tennessee State 66 • 0-1, 0-0 OVC

##	Player	Total		3-Ptr		Rebounds			PF	TP	A	TO	Blk	Stl	Min
		FG-FGA	FT-FTA	FG-FGA	FT-FTA	Off	Def	Tot							
01	THORNTON, Kellen	* 9-18	2-5	0-0	4	4	8	2	20	1	3	0	1	31	
02	MILLER, Patrick	* 3-10	2-3	4-4	0	4	4	4	12	9	3	0	3	33	
04	RHETT, M.J.	* 1-3	0-0	3-5	3	5	8	3	5	0	2	0	1	17	
33	COVINGTON, Robert	* 2-12	0-2	5-6	1	4	5	5	9	1	1	2	2	19	
45	CYPHERS, Jordan	* 2-8	1-4	2-3	0	1	1	2	7	0	3	2	1	25	
03	BUTCHER, Kharon	1-6	1-4	0-0	1	2	3	4	3	2	0	0	0	21	
05	HARRIS, Jay	0-0	0-0	0-2	1	0	1	3	0	1	3	0	0	13	
22	FREDRICK, Tashan	0-0	0-0	0-0	0	1	1	0	0	0	0	0	0	6	
24	McCLUNG, Devante	1-2	0-0	0-1	0	2	2	1	2	0	2	0	0	10	
32	WELLIAN, Chaed	0-2	0-1	0-0	0	0	0	0	0	0	0	0	0	5	
44	GREEN, Michael	4-7	0-2	0-0	2	2	4	0	8	1	0	0	0	20	
Team					2	1	3								
Totals		23-68	6-21	14-23	14	26	40	24	66	15	17	4	8	200	

FG % 1st Half: 10-26 38.5% 2nd half: 13-42 31.0% Game: 23-68 33.8% Deadball Rebounds 3
 3FG % 1st Half: 4-11 36.4% 2nd half: 2-10 20.0% Game: 6-21 28.6%
 FT % 1st Half: 4-7 57.1% 2nd half: 10-16 62.5% Game: 14-23 60.9%

BYU 81 • 1-0, 0-0 WCC

##	Player	Total		3-Ptr		Rebounds			PF	TP	A	TO	Blk	Stl	Min
		FG-FGA	FT-FTA	FG-FGA	FT-FTA	Off	Def	Tot							
00	DAVIES, Brandon	* 7-9	0-0	2-4	0	7	7	4	16	3	5	4	2	31	
03	HAWS, Tyler	* 7-15	0-2	8-9	0	4	4	1	22	1	1	0	0	30	
10	CARLINO, Matt	* 3-6	0-3	3-4	0	5	5	2	9	10	4	0	1	30	
12	SHARP, Josh	* 3-5	0-0	1-2	1	2	3	3	7	1	3	2	0	26	
13	ZYLSTRA, Brock	* 4-7	2-4	1-1	0	4	4	2	11	1	1	0	0	22	
01	DELGADO, Raul	0-0	0-0	0-0	0	0	0	0	0	0	0	0	1	5	
02	CUSICK, Craig	2-4	1-1	1-5	0	4	4	0	6	4	3	0	0	22	
05	AMBROSINO, Agustin	1-2	1-2	0-0	0	0	0	1	3	0	0	0	0	5	
23	CALVERT, Cory	1-3	1-2	0-0	0	1	1	0	3	0	0	0	0	10	
33	AUSTIN, Nate	2-4	0-0	0-0	1	6	7	4	4	0	0	2	0	17	
42	HARWARD, Ian	0-0	0-0	0-0	0	0	0	2	0	0	0	0	0	2	
Team					1	4	5								
Totals		30-55	5-14	16-25	3	37	40	19	81	20	17	8	4	200	

FG % 1st Half: 14-29 48.3% 2nd half: 16-26 61.5% Game: 30-55 54.5% Deadball Rebounds 5
 3FG % 1st Half: 2-9 22.2% 2nd half: 3-5 60.0% Game: 5-14 35.7%
 FT % 1st Half: 4-5 80.0% 2nd half: 12-20 60.0% Game: 16-25 64.0%

Officials: James Giron, Marc Beasley, Jeffrey Kent
 Technical fouls: Tennessee State-None. BYU-None.
 Attendance: 16283

Score by periods	1st	2nd	Total
Tennessee State	28	38	66
BYU	34	47	81

Last FG - TSU 2nd-01:13, BYU 2nd-00:49.
 Largest lead - TSU by 5 1st-12:52, BYU by 19 2nd-02:07.

Points	In	Off	2nd	Fast
TSU	18	17	11	2
BYU	40	17	2	18

Score tied - 5 times.
 Lead changed - 8 times.

**Official Basketball Box Score -- Game Totals -- Final Statistics
Georgia State vs BYU
11/13/12 7:05 pm at Provo, Utah, Marriott Center**

Georgia State 62 • 0-2

##	Player	Total		3-Ptr		Rebounds			PF	TP	A	TO	Blk	Stl	Min
		FG-FGA	FT-FTA	FG-FGA	FT-FTA	Off	Def	Tot							
12	White, Devonta	* 5-17	0-6	4-4	1	4	5	0	14	3	5	0	3	36	
22	Hunter, R.J.	* 2-9	0-5	8-9	2	5	7	1	12	2	2	1	2	34	
23	Atkins, Manny	* 9-18	3-6	0-0	2	6	8	2	21	1	1	0	3	36	
33	Crider, Markus	* 0-0	0-0	0-0	0	1	1	1	0	0	2	0	0	13	
45	Burguillos, Denny	* 4-6	0-0	1-2	3	3	6	4	9	0	0	1	1	28	
02	Green, Ryann	0-1	0-1	0-0	0	0	0	0	0	0	0	0	0	1	
20	Travers, David	0-0	0-0	0-0	0	0	0	0	0	0	1	0	0	3	
21	Solomon, Cameron	0-3	0-0	0-0	1	0	1	0	0	0	2	0	0	5	
25	Richardson, Rashaad	3-9	0-4	0-0	0	2	2	4	6	2	1	0	3	32	
31	Shipes, T.J.	0-2	0-0	0-0	1	0	1	2	0	0	1	0	0	8	
50	Vincent, James	0-0	0-0	0-0	1	0	1	0	0	0	1	0	0	4	
Team					0	1	1								
Totals		23-65	3-22	13-15	11	22	33	14	62	9	14	3	13	200	

FG % 1st Half: 9-34 26.5% 2nd half: 14-31 45.2% Game: 23-65 35.4% Deadball Rebounds 0
 3FG % 1st Half: 2-12 16.7% 2nd half: 1-10 10.0% Game: 3-22 13.6%
 FT % 1st Half: 6-6 100.0% 2nd half: 7-9 77.8% Game: 13-15 86.7%

BYU 80 • 2-0

##	Player	Total		3-Ptr		Rebounds			PF	TP	A	TO	Blk	Stl	Min
		FG-FGA	FT-FTA	FG-FGA	FT-FTA	Off	Def	Tot							
00	DAVIES, Brandon	* 10-14	0-0	8-10	2	7	9	3	28	3	3	3	2	29	
03	HAWS, Tyler	* 8-12	4-6	2-2	1	6	7	0	22	5	4	0	2	32	
10	CARLINO, Matt	* 5-8	1-2	0-0	0	4	4	1	11	7	4	0	4	32	
12	SHARP, Josh	* 2-4	0-0	0-0	3	3	6	2	4	0	1	0	1	25	
13	ZYLSTRA, Brock	* 3-7	2-5	0-0	0	2	2	3	8	1	1	0	1	16	
01	DELGADO, Raul	0-1	0-1	0-0	1	3	4	2	0	1	0	0	0	10	
02	CUSICK, Craig	1-5	1-4	0-0	0	1	1	1	3	2	1	0	2	23	
05	AMBROSINO, Agustin	0-2	0-2	0-0	0	0	0	1	0	0	0	1	0	7	
23	CALVERT, Cory	0-1	0-0	0-0	0	0	0	0	0	0	0	0	0	8	
33	AUSTIN, Nate	2-5	0-0	0-0	0	4	4	1	4	2	1	2	0	16	
42	HARWARD, Ian	0-1	0-0	0-0	0	1	1	1	0	0	1	0	0	2	
Team					1	2	3								
Totals		31-60	8-20	10-12	8	33	41	15	80	21	16	6	12	200	

FG % 1st Half: 18-31 58.1% 2nd half: 13-29 44.8% Game: 31-60 51.7% Deadball Rebounds 1
 3FG % 1st Half: 6-12 50.0% 2nd half: 2-8 25.0% Game: 8-20 40.0%
 FT % 1st Half: 2-2 100.0% 2nd half: 8-10 80.0% Game: 10-12 83.3%

Officials: Michael Reed, Gregory Nixon, Mark Cook
 Technical fouls: Georgia State-None. BYU-None.
 Attendance: 13181

Score by periods	1st	2nd	Total
Georgia State	26	36	62
BYU	44	36	80

Last FG - GSU 2nd-00:23, BYU 2nd-02:00.
 Largest lead - GSU None, BYU by 29 1st-10:31.

Points	In	Off	2nd	Fast
GSU	24	15	8	4
BYU	42	20	7	14

Score tied - 0 times.
 Lead changed - 0 times.

2012-13 SEASON STATISTICS
BYU Combined Team Statistics (as of Nov 13, 2012)
All games

RECORD:	OVERALL	HOME	AWAY	NEUTRAL
ALL GAMES	2-0	2-0	0-0	0-0
CONFERENCE	0-0	0-0	0-0	0-0
NON-CONFERENCE	2-0	2-0	0-0	0-0

#	Player	gp-gs	min	avg	Total		3-Point		F-Throw		Rebounds				pf	dq	a	to	blk	stl	pts	avg
					fg-fga	fg%	3fg-fga	3fg%	ft-fa	ft%	off	def	tot	avg								
03	HAWS, Tyler	2-2	62	31.0	15-27	.556	4-8	.500	10-11	.909	1	10	11	5.5	1	0	6	5	0	2	44	22.0
00	DAVIES, Brandon	2-2	60	30.0	17-23	.739	0-0	.000	10-14	.714	2	14	16	8.0	7	0	6	8	7	4	44	22.0
10	CARLINO, Matt	2-2	62	31.0	8-14	.571	1-5	.200	3-4	.750	0	9	9	4.5	3	0	17	8	0	5	20	10.0
13	ZYLSTRA, Brock	2-2	38	19.0	7-14	.500	4-9	.444	1-1	1.000	0	6	6	3.0	5	0	2	2	0	1	19	9.5
12	SHARP, Josh	2-2	51	25.5	5-9	.556	0-0	.000	1-2	.500	4	5	9	4.5	5	0	1	4	2	1	11	5.5
02	CUSICK, Craig	2-0	45	22.5	3-9	.333	2-5	.400	1-5	.200	0	5	5	2.5	1	0	6	4	0	2	9	4.5
33	AUSTIN, Nate	2-0	33	16.5	4-9	.444	0-0	.000	0-0	.000	1	10	11	5.5	5	0	2	1	4	0	8	4.0
23	CALVERT, Cory	2-0	18	9.0	1-4	.250	1-2	.500	0-0	.000	0	1	1	0.5	0	0	0	0	0	0	3	1.5
05	AMBROSINO, Agustin	2-0	12	6.0	1-4	.250	1-4	.250	0-0	.000	0	0	0	0.0	2	0	0	0	1	0	3	1.5
42	HARWARD, Ian	2-0	4	2.0	0-1	.000	0-0	.000	0-0	.000	0	1	1	0.5	3	0	0	1	0	0	0	0.0
01	DELGADO, Raul	2-0	15	7.5	0-1	.000	0-1	.000	0-0	.000	1	3	4	2.0	2	0	1	0	0	1	0	0.0
Team											2	6	8									
Total.....		2	400		61-115	.530	13-34	.382	26-37	.703	11	70	81	40.5	34	0	41	33	14	16	161	80.5
Opponents.....		2	400		46-133	.346	9-43	.209	27-38	.711	25	48	73	36.5	38	1	24	31	7	21	128	64.0

TEAM STATISTICS	BYU	OPP	Date	Opponent	Score	Att.
SCORING	161	128	11/09/12	TENNESSEE STATE	w 81-66	16283
Points per game	80.5	64.0	11/13/12	GEORGIA STATE	w 80-62	13181
Scoring margin	+16.5	-				
FIELD GOALS-ATT	61-115	46-133	* - Conference game			
Field goal pct	.530	.346				
3 POINT FG-ATT	13-34	9-43				
3-point FG pct	.382	.209				
3-pt FG made per game	6.5	4.5				
FREE THROWS-ATT	26-37	27-38				
Free throw pct	.703	.711				
F-Throws made per game	13.0	13.5				
REBOUNDS	81	73				
Rebounds per game	40.5	36.5				
Rebounding margin	+4.0	-				
ASSISTS	41	24				
Assists per game	20.5	12.0				
TURNOVERS	33	31				
Turnovers per game	16.5	15.5				
Turnover margin	-1.0	-				
Assist/turnover ratio	1.2	0.8				
STEALS	16	21				
Steals per game	8.0	10.5				
BLOCKS	14	7				
Blocks per game	7.0	3.5				
ATTENDANCE	29464	0				
Home games-Avg/Game	2-14732	0-0				
Neutral site-Avg/Game	-	0-0				

Score by Periods	1st	2nd	Totals
BYU	78	83	161
Opponents	54	74	128