

BASKETBALL

Kyle Chilton, BYU Athletic Communications | O: (801) 422-4909 | C: (801) 372-2080 | kyle_chilton@byu.edu | facebook.com/byubasketball, @byubasketball

BYU 2012-13 SCHEDULE


024	Wed	Cougar Tipoff (Ex)		84-70
026	Fri	SE Okla. State (Ex)	BYUtv	W, 103-57
N3	Sat	Findlay (Ex)	BYUtv	W, 90-61
N9	Fri	Tennessee State#	BYUtv	W, 81-66
N13	Tue	Georgia State#	BYUtv	W, 80-62
N16	Fri	vs. Florida State#	truTV	L, 70-88
N17	Sat	vs. Notre Dame#	truTV	L, 68-78
N21	Wed	UT-San Antonio	BYUtv	W, 81-62
N24	Sat	Cal State Northridge	BYUtv	W, 87-75
N28	Wed	vs. Montana^	BYUtv	W, 85-60
D1	Sat	at Iowa State	Cyclones.tv	L, 62-83
D8	Sat	Utah	BYUtv	W, 61-58
D15	Sat	at Weber State	BYUtv	W, 78-68
D18	Tue	Eastern New Mexico	BYUtv	7 p.m.
D21	Fri	at Baylor	ESPN2	8 p.m.
D27	Thu	Northern Arizona	BYUtv	7 p.m.
D29	Sat	vs. Virginia Tech^	ESPNU	12 p.m.
J3	Thu	Loyola Marymount*	BYUtv	7 p.m.
J5	Sat	at San Francisco*	BYUtv	7 p.m.
J10	Thu	Pepperdine*	BYUtv	7 p.m.
J12	Sat	at Santa Clara*	TWC	1:30 p.m.
J16	Wed	Saint Mary's*	ESPNU	9 p.m.
J19	Sat	San Diego*	BYUtv	7 p.m.
J24	Thu	at Gonzaga*	ESPN2	8 p.m.
J26	Sat	at Portland*	ESPNU	7:30 p.m.
J31	Thu	at Pepperdine*	TWC	7 p.m.
F2	Sat	Santa Clara*	BYUtv	7 p.m.
F7	Thu	at San Diego*	BYUtv	7 p.m.
F9	Sat	San Francisco*	BYUtv	7 p.m.
F16	Sat	Portland*	BYUtv	7 p.m.
F19	Wed	Utah State	BYUtv	7 p.m.
F21	Thu	at Saint Mary's*	ESPN2	8 p.m.
F28	Thu	Gonzaga*	ESPN2	9 p.m.
M2	Sat	at Loyola Marymount*	ESPNU	8 p.m.
M6-11	WCC Championships	ESPNU/ESPN2/ESPN		

All times local to site

Acura Coaches vs. Cancer Classic

^ at EnergySolutions Arena

* West Coast Conference game



EASTERN NM (6-5, 0-0 LSC) GREYHOUNDS


Head Coach Andrew Helton
Alma Mater Miami, 1992
Division II Career Record 28-35 (7th)
Record at Eastern NM Same

GAME INFORMATION

TV BYUtv
TV Talent . . . Dave McCann (play-by-play)
. Blaine Fowler (analyst)
. Robbie Bullough (reporter)
Live Video byutvsports.com
Radio KSL 102.7 FM / 1160 AM
. BYU Radio - Sirius XM 143
Radio Talent . . . Greg Wrubell (play-by-play)
. Mark Durrant (analyst)
Live Audio KSL.com
Live Stats BYUcougars.com

SERIES INFORMATION

Series Record BYU leads 1-0
Last Meeting BYU won 95-49, 1/2/10
H/A/N 1-0/0-0/0-0



BYU (7-3, 0-0 WCC) COUGARS

Head Coach Dave Rose
Alma Mater Houston, 1983
Division I Career Record 192-57 (8th)
Record at BYU Same

BYU STORYLINES

- BYU's victory over Weber State gave Dave Rose his 26th win over an in-state opponent since taking over the program in 2006. He is 26-6 against in-state teams, giving him an 81.3 winning percentage, the best in the state since the 2005-06 season. He'll have a chance to add to that mark against Utah State in February.
- Brandon Davies had the best offensive game of his career on Saturday at Weber State, scoring a career-best 33 points on 14 of 17 shooting from the field and 5 of 6 from the free throw line. He has scored 20-plus points five times including three of the last four games.
- Tuesday's game is the second meeting between BYU and Eastern New Mexico. On Jan. 2, 2010, BYU defeated the Greyhounds 95-49. Tyler Haws and Brandon Davies had eight points apiece and Brock Zylstra had three.

BYU'S PROJECTED STARTING LINEUP



#10 | Matt Carlino
Guard
6-2 | 175 | So.
Scottsdale, Ariz.
Bloomington South HS

GP/GS	MPG	Pts	Reb	Ast	Stl	FG%	3PT%	FT%
10/6	24.6	7.3	3.0	4.3	1.3	.388	.229	.625

Last Game: Posted 6 points, 4 rebounds, 2 assists and 1 steal at Weber State
Notes: Returned to the starting lineup against Weber State, his first start since 11/21/12 vs. UT-San Antonio



#2 | Craig Cusick
Guard
6-2 | 185 | Sr.
Orem, Utah
Orem HS

GP/GS	MPG	Pts	Reb	Ast	Stl	FG%	3PT%	FT%
10/5	25.1	5.2	2.9	2.5	1.1	.354	.355	.636

Last Game: Had 2 points, 4 rebounds and 1 assist at Weber State
Notes: Has posted 2-plus assists in nine of 10 games and hit at least one 3-pointer in eight of 10 games



#3 | Tyler Haws
Guard
6-5 | 200 | So.
Alpine, Utah
Lone Peak HS

GP/GS	MPG	Pts	Reb	Ast	Stl	FG%	3PT%	FT%
10/10	33.7	20.4	5.6	2.9	1.3	.453	.343	.949

Last Game: At Weber State had 23 points, 6 rebounds, 3 assists, 1 block and 2 steals ... hit 10 of 10 from the free throw line vs. the Wildcats
Notes: Has scored 20-plus points seven times and has led the team in scoring four times



#12 | Josh Sharp
Forward
6-7 | 185 | So.
Highland, Utah
Lone Peak HS

GP/GS	MPG	Pts	Reb	Ast	Blk	FG%	3PT%	FT%
10/9	22.7	5.0	4.9	0.4	0.7	.537	.000	.545

Last Game: Had 2 points and 1 assist at Weber State
Notes: Has shot .500 or better five times ... had set a new career high in points in three-consecutive games before the Iowa State game



#0 | Brandon Davies
Forward
6-9 | 235 | Sr.
Provo, Utah
Provo HS

GP/GS	MPG	Pts	Reb	Ast	Blk	FG%	3PT%	FT%
10/10	28.6	19.4	7.4	2.6	1.8	.560	.250	.679

Last Game: Scored a career-high 33 points on 14 of 17 shooting and added 8 rebounds, one block and one steal at Weber State
Notes: Named preseason All-WCC and to the Wooden Award Preseason Top 50 ... has scored in double figures in 17-straight games dating back to last season.

OFF THE BENCH

No.	Name	Pos.	Ht.	Wt.	Yr.	Pts.	Reb.	Hometown (Previous School)	Notes
1	Raul Delgado	G	6-2	195	Jr.	1.4	1.1	Chihuahua, Mexico (Western Neb. CC)	Had 2 points, 2 rebounds, 2 assists and 2 steals at Weber State
5	Agustin Ambrosino	F	6-8	225	Jr.	1.9	0.9	Cordoba, Argentina (Salt Lake CC)	Played 8 minutes at Weber State
13	Brock Zylstra	G	6-6	210	Sr.	7.4	4.0	La Verne, Calif. (Bonita HS)	Had 2 rebounds in 11 minutes at Weber State
20	Anson Winder	G	6-3	195	So.	0.7	0.5	Las Vegas, Nev. (Bishop Gorman HS)	Did not play at Weber State
23	Cory Calvert	G	6-3	185	Fr.	2.3	0.5	Parker, Colo. (Chaparral HS)	Hit 3 of 4 from the field and 2 of 2 from the free throw line for 9 points at WSU
30	Cooper Ainge	G	6-0	175	Fr.	—	—	Wellesley, Mass. (Wellesley HS)	Is redshirting in 2012-13
33	Nate Austin	F	6-11	230	So.	3.4	4.2	Alpine, Utah (Lone Peak HS)	Had 3 points and 6 rebounds at Weber State
42	Ian Harward	C	6-11	215	Fr.	2.0	1.4	Orem, Utah (Orem HS)	Had 1 steal and 1 rebound in 4 minutes at Weber State

BYU VS. EASTERN NEW MEXICO

Overall Series Record: BYU leads 1-0
 BYU Record in Provo: 1-0
 BYU Record at ENM: 0-0
 BYU Record at Neutral Sites: 0-0
 BYU Record under Dave Rose: 1-0

Series vs. Eastern New Mexico

1-2-10 Eastern New Mexico 95-49 W

Eastern New Mexico's projected starting lineup

No.	Name	Ht.	Pos.	Ppg	Rpg
1	Rodney Blackmon	5-11	G	17.3	2.6
4	Rafael Love	6-4	G	14.1	7.4
10	Kyle Lantz	6-2	G	5.6	2.9
11	Dennis Hardwell	6-5	F	10.4	6.4
20	Greg McFarland	6-8	C	4.5	1.5

Eastern New Mexico's last game

L, 57-60 vs. Cal Poly, 12/14/12

BYU	CATEGORY	ENM
7-3, 0-0	W-L	5-5, 0-0
7-3	Last 10	5-5
4-1	Last 5	2-3
75.3	PPG	71.3
70.0	Opp PPG	68.3
+5.3	Margin	+3.0
.444	FG%	.460
.424	FG% Def	.411
.306	3FG%	.394
5.5	3FG/Game	7.4
.315	Opp 3FG%	.333
.7238	FT%	.645
39.5	RPG	34.2
34.4	Opp RPG	36.1
+5.1	Margin	-1.9
16.4	Assist/Game	12.4
13.3	TO/Game	13.5
14.6	Opp TO/Game	13.4
+1.3	Margin	+0.1
7.7	Steals/Game	6.0
3.7	Blocks/Game	3.5

BY THE NUMBERS**2**

Dave Rose and the Cougars have the second-longest current streak of consecutive 25-win campaigns at six (2006-07 to 2011-12). Only Bill Self and Kansas, owners of seven-consecutive 25-win seasons (2005-06 to 2011-12), have a longer current streak.

6

The Cougars have won 25-plus games and advanced to the NCAA Tournament for six-straight seasons (2006-07 to 2011-12). Both streaks are program records.

10

Brandon Davies picked up where he left off last season, taking 10 charges in the first 10 games, including a season high of three vs. Tennessee State. He has now taken 41 charges since the beginning of last season. Nate Austin has taken three charges this season after drawing 29 offensive fouls last season.

15

Brandon Davies has two double-doubles this season, with 22 points and 10 rebounds vs. UTSA and 21 points and 10 rebounds vs. Montana. He now has 15 career double-doubles, including nine last season.

20.4

Tyler Haws opened the 2012-13 season with six-straight 20-point games. He now has seven 20-point games this season. Haws is averaging 20.4 points per game while shooting .453 from the field, .343 from three and .949 from the free throw line.

33

The number of points Brandon Davies scored at Weber State on Dec. 15, the most by a Cougar this season and the most by a BYU player since Jimmer Fredette scored 34 points against Gonzaga in the NCAA Tournament on March 19, 2011.

192

Dave Rose (2005 to present) is second all-time in BYU basketball history with 192 career victories, behind only the great Stan Watts, who coached the Cougars to 371 wins from 1949 to 1972 and was inducted into the Naismith Memorial Basketball Hall of Fame in 1986.

DAVIES NAMED WCC PLAYER OF THE WEEK

SAN BRUNO, Calif. -- The West Coast Conference has named BYU senior forward Brandon Davies its Men's Basketball Player of the Week award-winner for Dec. 17, 2012. Davies scored a career-high 33 points and added eight rebounds and one block to lead BYU to its first road win of the season, a 78-68 victory at Weber State. The win ended Weber State's 20-game home winning streak, the fourth-longest home streak in the nation. Davies hit 14 of 17 from the field and 5 of 6 from the free throw line in the Cougars' victory.

Also nominated: Kelly Olynyk, Gonzaga; Matthew Dellavedova, Saint Mary's

BYU BASKETBALL ON KSL NEWSRADIO, 102.7 FM AND 1160 AM; SIRIUSXM 143

The "Voice of the Cougars" is KSL's Greg Wrubell, in his 17th season as the play-by-play broadcaster for BYU Basketball. Joining Wrubell on the broadcasts is former Cougar letterman Mark Durrant, in his 16th year as game analyst. All game broadcasts start one hour prior to tipoff with "Cougar Pregame Live."

Other Ways to Listen

Fans can listen to the radio broadcasts via ksl.com and byuradio.org, and via the KSL and KSLGameCenter apps for iPhone and Android. Those in the Marriott Center can listen to home game broadcasts by tuning their portable radios to KSL's delay-free and static-free in-arena translator at 1100 AM.

Network Affiliates

KMGR 95.9 FM - Manti, Utah KSUB 590 AM - Cedar City, UT
 KDXU 890 AM - St. George, Utah KTHK 105.5 FM - Idaho Falls, Idaho

"BYU Basketball with Head Coach Dave Rose" on KSL Newsradio/BYU Radio

Dave Rose's weekly radio show is broadcast live from Legends Grille on the BYU campus, Tuesdays from 7 to 8 p.m. MST. The show will feature appearances by BYU players and coaches, and a question-and-answer segment with Coach Rose.

"BYU Basketball with Head Coach Dave Rose" on KSL 5 TV

Dave Rose's weekly television show airs Sunday evenings at 11:05 p.m. MST. The show will include game recaps and previews, and an "X's and O's" segment with Coach Rose.

LAST TIME OUT - DAVIES LEADS BYU TO 78-68 VICTORY OVER WEBER STATE

OGDEN, Utah - Brandon Davies scored a career-high 33 points to lead BYU to a 78-68 victory over Weber State Saturday night. The victory was the first road win for the Cougars this season and ends Weber State's 20-game home winning streak.

Tyler Haws, who shot 10 for 10 from the free throw line, finished with 23 points - the seventh time this season he has scored 20 or more points in a game. BYU extends its record to 7-3 overall on the season and Weber State falls to 4-3.

On the team's first possession, Josh Sharp fed Davies in the post, but the ball was deflected. Sharp recovered the ball and fed Davies again, who put the Cougars up 2-0 with a dunk. The next play down the floor Sharp fed Davies again and he scored inside to make it 4-1 BYU.

Meanwhile, Weber State's Davion Berry kept the Wildcats going with a driving jumper and a three. Weber's first and only lead of the game came at 10-8 following a dunk from Kyle Tresnak at the 16:55 mark. The Wildcats came within two several times but were unable to get any closer the remainder of the game.

With 15:30 left in the first half, BYU led 14-10. Haws and Davies were the only Cougars to take a shot up to this point with eight and six points, respectively. Later in the first half Davies continued to take things into his own hands, scoring eight-straight points for the Cougars to give BYU a 26-19 lead. He then ran the length of the floor to block a layup attempt from Weber State's Frank Otis.

With 3:00 remaining in the first half, the Cougars led 32-23. The Wildcats hit a three to close the gap to six but Craig Cusick answered right back with a layup. With less than a minute remaining, Weber State's Scott Bamforth

pushed Haws from behind, sending him to the free throw line. Haws hit both attempts to extend the Cougars' lead to 10 at 36-26 as they headed to the locker room.

Davies led all scorers in the first half with 18 points and Haws added 12. BYU shot 48 percent from the field to Weber State's 41 percent and 100 percent from the free-throw line (12-12) to Weber State's 22 percent (2-9). Davies struck first to open the scoring in the second half, putting the Cougars up 38-26. Following Davies' basket the Wildcats went on a 9-0 run with a two layups, a jumper and a three-point play to close the gap to 38-35.

BYU ended Weber's streak with another basket from Davies. A few plays later, Carlino drove to the basket for his first score of the night and a 42-35 Cougar lead with 16:47 to go. The Wildcats cut BYU's lead to two with a pair of free throws and two jumpers. The Cougars' lead bounced back and forth between two and seven during the middle of the second half as both teams exchanged baskets.

Weber State once again closed the lead to two at 51-49 with a three and a layup. BYU struck back quickly with an 8-0 run that included two Haws free throws, a Cory Calvert three and fast-break layup from Raul Delgado. Following a Weber State free throw, Davies added back-to-back buckets and Calvert added a layup to give the Cougars their largest lead of the game at 65-50 with 6:01 remaining.

Haws scored nine points in the last 4:47 to help BYU maintain a double-digit lead the rest of the way. BYU is back in action on Tuesday, Dec. 18, at 7 p.m. MST against Eastern New Mexico at the Marriott Center. The game will be televised on BYUtv and broadcast on KSL Newsradio 102.7 FM and 1160 AM.

QUICK FACTS**University Information**

Location: Provo, Utah 84602
 Elevation: 4,553 feet
 Enrollment: 32,955 (Daytime)
 Founded: October 15, 1875
 Owned: The Church of Jesus Christ of Latter-day Saints
 Nickname: Cougars
 Mascot: Cosmo
 Colors: Blue and White
 Arena (capacity): Marriott Center (21,000)
 Conference: West Coast Conference
 President: Cecil O. Samuelson (Utah, 1966)
 Athletic Director: Tom Holmoe (BYU, 1983)
 Athletic Website: BYUCougars.com
 Tickets: (801) 422-BYU1 or (800) 322-BYU1

2012-13 Preview

Lettermen Returning/Lost: 8/6
 Newcomers: 4
 Returning Redshirt Freshmen: 1
 Starters Returning/Lost: 4/2*
 Returning Points: 56.9% (1,552 of 2,727 points)
 Returning Rebounds: 66.1% (890 of 1,347 rebounds)
 Returning Assists: 69.1% (414 of 599 assists)
 Returning Blocks: 53.2% (82 of 154 blocks)
 Returning Minutes: 63.4% (4,439 of 7,000 minutes)
 *Includes Tyler Haws, who started as a freshman

2011-12 Review

Overall Record: 26-9
 Conference Record/Finish: 12-4 (3rd)
 2012 Postseason: (1-1) Lost, NCAA Second Round
 (Louisville) vs. Marquette, 68-88
 2012 Final National Ranking: NR/NR

BYU Coaching Staff

Head Coach: Dave Rose
 Alma Mater (year): Houston (1983)
 Record at School (years): 192-57 (8th year)
 Career Division I Record (years): same
 Basketball Office Fax: (801) 422-5965
 Assistant Coaches (Alma Mater, year)
 Terry Nashif (BYU, 2005)
 Tim LaComb (Utah, 2006)
 Mark Pope (Kentucky, 1996)
 Dir. of Basketball Operations: Mike Hall (BYU, 2005)
 Coord. of Player Development: Garrett Faucette (BYU, 2008)

BYU History

First Year of Basketball: 1903
 Overall All-Time Record: 1673-1017 (.622)
 Winning Seasons: 85 (last 2012)
 Regular Season Conf. Championships: 29 (last 2011)
 Postseason Appearances (record): 37 (26-37)
 Total NCAA Appearances (record): 27 (15-29)
 Last NCAA Appearance: 2012
 First Round: W vs. No. 14 seed Iona, 78-72
 Second Round: L vs. No. 3 seed Marquette, 68-88
 Total NIT Appearances (Record): 10 (12-8)
 Last NIT Appearance: 2006
 Result: (0-1) lost at Houston, 77-67

2012-13 STORYLINES AND NOTES**Player and team notes**

- Craig Cusick and Agustin Ambrosino made their first starts of the season against Cal State Northridge, replacing Matt Carlino and Josh Sharp in the starting five. For Cusick it was his fourth career start and for Ambrosino his first. Cusick has remained a starter while Sharp has returned to the lineup. Carlino returned to the starting lineup at Weber State, replacing Brock Zylstra. BYU coach Dave Rose has used four different starting lineups this season.
- BYU defeated Utah despite shooting just 31.1 percent (19 of 61) from the field. The Cougars have shot 31.1 percent or worse 27 times since the 1960-61 season and won just three of those games. In addition to the Utah win, BYU defeated UC Santa Barbara 57-48 on Dec. 29, 1999 while shooting 29.6 percent (16 of 54) and Air Force 68-60 on Feb. 13, 1992 while shooting 30.4 percent (17 of 56).
- Tyler Haws hit 10 of 10 from the free throw line vs. Weber State, his second-consecutive game shooting 100 percent from the line while attempting at least 10 free throws and his third this season. Haws has four such games in his career, tied for the most in BYU history with Jimmer Fredette. Haws is tied with Russell Larson (1993-94) and Roberts (1994-95) for most perfect days from the line (minimum of 10 attempts) in a season with three. Danny Ainge, Lee Cummard, Larson and Roberts are tied for second on the career list with three.

Haws the closer

Tyler Haws has played some of his best basketball in the final five minutes of games this season. Against Cal State Northridge, BYU trailed 74-73 with less than four minutes remaining. Haws hit a jumper with 3:44 to go to give BYU the lead and had 10 of the Cougars' final 14 points to help secure the 87-75 win. Against Utah BYU trailed 58-56 before Haws completed a three-point play with 2:47 to go. He added two free throws with 16 seconds remaining to secure the 61-58 win. After struggling from the field the first 35 minutes at Weber State, Haws scored nine points in the last five minutes on 3 of 3 shooting from the field and 2 of 2 from the free throw line. For the season, Haws is 12 of 15 from the field, 2 of 3 from three and 11 of 12 from the free throw line in the last five minutes of games.

Fast start for Tyler Haws

Tyler Haws opened 2012-13 with one of the best starts to a season in the history of BYU basketball. He started the season with six-straight 20-point games, the second best such streak in program history. Only Devin Durrant started a season with more consecutive 20-point games, seven in 1983-84. Haws's streak ended when he scored 18 against Montana in the seventh game of the season. What makes Haws's start even more impressive is that he's the only sophomore on the list and he returned in April from a two-year mission for The Church of Jesus Christ of Latter-day Saints in the Philippines.

Name	Class	Season	Consecutive 20-Point Games (point totals)
Devin Durrant	Senior	1983-84	7 (28, 35, 20, 35, 23, 33, 27)
<i>Tyler Haws</i>	<i>Sophomore</i>	<i>2012-13</i>	<i>6 (22, 22, 23, 21, 20, 32)</i>
Danny Ainge	Senior	1980-81	5 (24, 22, 22, 29, 29)
Kresimir Cosic	Junior	1971-72	5 (30, 31, 33, 23, 30)
Michael Smith	Senior	1988-89	5 (24, 29, 30, 33, 20)

Davies does it all

Brandon Davies stuffed the stat sheet in the opener against Tennessee State, tallying 16 points, 7 rebounds, 3 assists, 4 blocks and 2 steals while drawing 3 charges. He did it again vs. Georgia State with 28 points, 9 rebounds, 3 assists, 3 blocks and 2 steals. Davies had maybe his most complete game against Montana with 21 points, 10 rebounds, 6 assists, 2 blocks and 4 steals. Through 10 games he is averaging 19.4 points, 7.4 rebounds, 2.6 assists, 1.8 blocks and 1.3 steals. Last season he became the second Cougar in history to average at least one of everything (points, rebounds, assists, steals and blocks). Russell Larson is the only other BYU player to produce a 'one of everything' season and did so twice, in 1993-94 and 1994-95 (blocks and steals were not tracked until the 1977-78 season).

Dave Rose

BYU head coach Dave Rose has led BYU to its most successful eight-year run since taking over in 2005. His career record of 192-57 ranks him second in BYU history in total victories and first in winning percentage (.771). Rose has been named conference coach of the year three times, district coach of the year twice and has guided the Cougars to four conference titles, six NCAA Tournament appearances and six 25-win seasons. In 2010 he led BYU to its first NCAA Tournament win in 17 years and the Cougars have also won at least one tournament game in the two seasons since, including a trip to the Sweet 16 in 2011.

Rose among the nation's best

Dave Rose is fifth in career winning percentage among active NCAA Division I head coaches (as of 12/3/12).

Coach	Yrs.	W	L	Pct.	Coach	Yrs.	W	L	Pct.
1. Roy Williams, UNC	24	683	171	.800	6. John Calipari, Kentucky	20	512	155	.768
2. Mark Few, Gonzaga	13	352	91	.795	7. Mike Krzyzewski, Duke	37	936	291	.763
3. Brad Stevens, Butler	5	147	42	.778	8. Jamie Dixon, Pittsburgh	9	248	78	.761
4. Thad Matta, Ohio State	12	331	97	.773	9. Bo Ryan, Wisconsin	28	658	208	.760
5. Dave Rose, BYU	7	192	57	.771	10. Bill Self, Kansas	19	484	159	.753

Rose vs. the state

BYU basketball coach Dave Rose has compiled a record of 26-6 vs. in-state opponents since taking over in 2005-06. He has the best winning percentage (.813) of any coach vs. in-state teams during that time and the second-most wins (Utah State's Stew Morrill is 27-8 vs. in-state teams since 2005-06 for a .771 winning percentage). BYU hosts Utah State on Feb. 19.

Rose vs.	W	L	Rose vs.	W	L
Utah	12	3	Weber State	8	0
Utah State	3	3	Southern Utah	3	0

HONORS CANDIDATES

Brandon Davies • All-America Candidate

- Has scored in double figures 10 times and shot .500 or better in 6 of 10 games
- Had 33 points on 14 of 17 shooting at Weber State and added 8 boards
- Totaled 21 points, 10 boards, 6 assists, 2 blocks and 4 steals vs. Montana
- Registered a double-double with 22 points and 10 rebounds vs. UTSA and added 3 assists and a block
- Had 19 points, 5 rebounds and 2 blocks vs. Florida State
- Posted 28 points, 9 boards, 3 assists, 3 blocks and 2 steals vs. Georgia State
- Opened 2012-13 with 16 points, 7 boards, 3 assists, 4 blocks, 2 steals vs. Tennessee State
- Earned a spot on the Wooden Award Preseason Top 50 and the Lute Olson Award Preseason All-America team
- Named preseason All-WCC by the league's coaches

Tyler Haws • All-WCC Candidate

- Has scored 20-plus points in seven of 10 games to start the season
- Had 23 points, 6 rebounds and 3 assists at Weber State
- Scored a career-best 32 points vs. CSUN
- Scored 20 points and added 6 rebounds and 3 assists vs. UTSA
- Had 21 points, 8 rebounds, 4 assists and 2 steals vs. Notre Dame and earned a spot on the Acura CVC Classic All-Tournament Team
- Posted season highs of 23 points, nine rebounds, five assists (tied a season high), 3 steals and 1 block vs. Florida State
- Had 22 points, 7 rebounds, 5 assists and 2 steals vs. Georgia State
- Totaled 22 points and 4 boards and hit 8 of 9 free throws in season opener vs. Tennessee State
- Named to All-MWC Third Team, Academic All-MWC and the HoopTV Las Vegas Classic All-Tournament Team in 2009-10
- Named Male Rookie of the Year at the Y Awards and was named team's Most Inspirational Player at the team banquet
- Averaged 11.3 points and 4.2 rebounds and shot .498 from the field, .368 from three and .917 from the free throw line — a school record and the fourth-best percentage in NCAA history for a freshman

Matt Carlino • All-WCC Candidate

- Owns a 2.0 assist/turnover ratio
- Had 19 points, hit 5 of 10 threes and added 5 assists and 3 steals vs. Utah
- Posted 12 points, 3 rebounds and 3 assists at Iowa State
- Had 8 points, 6 assists and a steal vs. CSUN
- Totaled 11 points, 7 assists, 4 rebounds and 4 steals vs. Georgia State
- Posted 9 points, 10 assists and 5 rebounds in season opener vs. Tennessee State
- Named All-WCC Honorable Mention and to the WCC All-Freshman Team in 2011-12
- Averaged 12.2 points, 4.6 assists, 3.0 rebounds and 1.4 steals and started in 24 of 25 games played in 2011-12
- Posted season highs of 30 points, 7 rebounds, 11 assists and 4 steals
- In league games was 14th in scoring, 4th in assists, T-9th in steals, T-12th in 3-point FGs and 3rd in assist/turnover ratio

2012-13 BYU STARTING LINEUPS

Opponent	(1)	(2)	(3)	(4)	(5)
Tennessee State	Carlino	Zylstra	Haws	Sharp	Davies
Georgia State	Carlino	Zylstra	Haws	Sharp	Davies
vs. Florida State	Carlino	Zylstra	Haws	Sharp	Davies
vs. Notre Dame	Carlino	Zylstra	Haws	Sharp	Davies
UTSA	Carlino	Zylstra	Haws	Sharp	Davies
Cal State Northridge	Cusick	Zylstra	Haws	Ambrosino	Davies
vs. Montana	Cusick	Zylstra	Haws	Sharp	Davies
at Iowa State	Cusick	Zylstra	Haws	Sharp	Davies
Utah	Cusick	Zylstra	Haws	Sharp	Davies
at Weber State	Carlino	Cusick	Haws	Sharp	Davies
Eastern New Mexico					
at Baylor					
Northern Arizona					
vs. Virginia Tech					
Loyola Marymount					
at San Francisco					
Pepperdine					
at Santa Clara					
Saint Mary's					
San Diego					
at Gonzaga					
at Portland					
at Pepperdine					
Santa Clara					
at San Diego					
San Francisco					
Portland					
Utah State					
at Saint Mary's					
Gonzaga					
Loyola Marymount					
Won-Loss Records	(1)	(2)	(3)	(4)	(5)
3-2	Carlino	Zylstra	Haws	Sharp	Davies
2-1	Cusick	Zylstra	Haws	Sharp	Davies
1-0	Carlino	Cusick	Haws	Sharp	Davies
1-0	Cusick	Zylstra	Haws	Ambrosino	Davies

GAMES PLAYED

	2012-13	Career
Brandon Davies	10 (7-3)	109 (90-19)
Brock Zylstra	10 (7-3)	93 (74-19)
Tyler Haws	10 (7-3)	45 (37-8)
Craig Cusick	10 (7-3)	45 (33-12)
Nate Austin	10 (7-3)	45 (33-12)
Anson Winder	6 (4-2)	40 (30-10)
Josh Sharp	10 (7-3)	38 (27-11)
Matt Carlino	10 (7-3)	35 (25-10)
Agustin Ambrosino	9 (6-3)	same
Raul Delgado	8 (6-2)	same
Cory Calvert	8 (5-3)	same
Ian Harward	10 (7-3)	same

GAMES STARTED

	2012-13	Career
Brandon Davies	10 (7-3)	72 (57-15)
Tyler Haws	10 (7-3)	43 (35-8)
Brock Zylstra	9 (6-3)	37 (26-11)
Matt Carlino	6 (4-2)	30 (22-8)
Anson Winder	0 (0-0)	15 (12-3)
Craig Cusick	5 (4-1)	8 (6-2)
Josh Sharp	9 (6-3)	same
Nate Austin	0 (0-0)	1 (1-0)
Agustin Ambrosino	1 (1-0)	same

STREAKS

Streak	12-13	Overall
Current won/loss streak	2 wins	same
At home	5 wins	8 wins
On the road	1 win	same
On a neutral floor	1 win	same
At home vs. Nonconference	5 wins	8 wins
At home vs. WCC	—	3 wins
On the road vs. Nonconference	1 win	same
On the road vs. WCC	—	1 loss
On a neutral floor vs. Nonconference	1 win	same
On a neutral floor vs. WCC	—	1 loss
At regular season tournament	2 losses	same
At WCC Tournament	—	1 loss
NCAA Tournament	—	1 loss
At NIT	—	2 losses
Games with a 3-point make	10	520

LEADS AND DEFICITS, BYU'S BIGGEST...

halftime lead	20 (48-28 vs. UTSA, 11/21/12)
halftime lead lost in defeat	1 (32-31 vs. UND, 11/17/12)
halftime deficit	11 (37-48 at Iowa State, 12/1/12)
halftime deficit erased in victory	9 (26-35 vs. Utah, 12/8/12)
overall lead	29 (37-8 vs. Georgia St., 11/13/12)
margin of victory	25 (85-60 vs. Montana, 11/28/12)
margin of defeat	21 (62-83 at Iowa State, 12/1/12)
lead lost in defeat	7 (49-42 vs. UND, 11/17/12)
overall deficit	27 (50-77 vs. Florida St., 11/16/12)
deficit overcome in victory	12 (19-31 vs. Utah, 12/8/12)

BYU CAREER RANKINGS

Points				Rebounds				Blocks			
Name	Years	GP	Points	Name	Years	GP	Rebounds	Name	Years	GP	Blocks
1. Jimmer Fredette	2007-11	139	2599	1. Michael Smith	1983-84, 86-89	122	922	1. Jackson Emery	2005-06, 08-11	133	249
2. Danny Ainge	1977-81	118	2467	2. Kresimir Cosic	1970-73	79	919	2. Danny Ainge	1977-81	118	195
3. Michael Smith	1983-84, 86-89	122	2319	2. Alan Taylor	1976-80	110	919	3. Marty Haws	1986-90	123	182
4. Devin Durrant	1978-80, 82-84	117	2285	4. Greg Kite	1979-83	112	847	4. Jimmer Fredette	2007-11	139	167
5. Russell Larson	1991-95	129	1885	5. Fred Roberts	1978-82	119	838	5. Jonathan Tavernari	2006-10	132	165
6. Fred Roberts	1978-82	119	1841	6. Steve Trumbo	1978-82	116	835	6. Scott Sinek	1981-85	115	140
7. Jeff Chatman	1984-88	122	1824	7. Russell Larson	1991-95	129	821	7. Nathan Call	1986-88, 90-92	129	138
8. Mekeli Wesley	1997-01	115	1740	8. John Benson	1954-57	78	803	8. Russell Larson	1991-95	129	131
9. Mark Bigelow	1998-99, 01-04	120	1715	9. Mark Handy	1973-77	96	801	9. Lee Cumnard	2005-09	131	129
10. Ken Roberts	1990-91, 93-96	126	1652	10. Bruce Burton	1960-63	78	776	10. Matt Montague	1996-97, 99-02	122	124
11. Lee Cumnard	2005-09	131	1569	11. Ken Roberts	1990-91, 93-96	126	753	11. Randy Reid	1992-96	125	118
12. Jonathan Tavernari	2006-10	132	1519	12. Herschel Pedersen	1953-56	73	721	12. Mark Bigelow	1998-99, 01-04	120	116
13. Kresimir Cosic	1970-73	79	1513	13. Jay Cheesman	1973-77	103	712	13. Ken Roberts	1990-91, 93-96	126	104
14. Jay Cheesman	1973-77	103	1408	14. Jeff Chatman	1984-88	122	696	14. Justin Weidauer	1991-92, 95-98	85	102
15. Roland Minson	1948-51	106	1407	15. Lee Cumnard	2005-09	131	686	15. Terrell Lyday	1999-01	66	99
16. Andy Toolson	1984-85, 87-90	117	1388	16. Trent Plaisted	2004-08	103	686	16. Mekeli Wesley	1997-01	115	97
17. Trent Plaisted	2004-08	103	1372	17. John Fairchild	1963-65	53	678	16. Brandon Davies	2009-present	109	97
18. Joe Nelson	1947-50	89	1360	18. Nick Mateljan	1951-54	77	673	18. Robbie Reid	1993-95	64	94
19. Marty Haws	1986-90	123	1337	19. Jonathan Tavernari	2006-10	132	660	19. Scott Runia	1976-80	110	92
20. Dick Nemelka	1963-66	78	1299	20. Devin Durrant	1978-80, 82-84	117	643	20. Mike Hall	2003-05	60	89
21. Alan Taylor	1976-80	110	1284	21. Brandon Davies	2009-present	109	627	21. Rafael Araujo	2002-04	62	88
22. Brandon Davies	2009-present	108	1237	22. Mekeli Wesley	1997-01	115	617	22. Mark Durrant	1989-90, 92-95	128	87
23. Jackson Emery	2005-06, 08-11	133	1235	Assists				23. Jimmy Balderson	2001-02, 04-07	115	85
24. Doug Richards	1971-74	78	1218	Name	Years	GP	Assists	24. Brian Taylor	1982-84, 86-88	118	84
25. Gary Trost	1987-88, 90-93	114	1205	1. Matt Montague	1996-97, 99-02	122	570	24. Andy Toolson	1984-85, 87-90	117	84
26. Eldon Brinley	1927-31	—	1195	2. Danny Ainge	1977-81	118	539	26. Marty Perry	1982-85	85	83
27. Noah Hartsock	2008-12	134	1191	3. Nathan Call	1986-88, 90-92	129	528	27. Bob Capener	1981-83, 85-87	97	82
28. Joe Richey	1950-53	89	1177	4. Jimmer Fredette	2007-11	139	515	27. Jeff Chatman	1984-88	122	82
29. Randy Reid	1992-96	125	1170	5. Marty Haws	1986-90	123	502	29. Fred Roberts	1978-82	119	81
30. Kari Liimo	1966-69	76	1156	6. Randy Reid	1992-96	125	458	30. Devin Durrant	1978-80, 82-84	117	77
31. Elwood Romney	1929-33	—	1150	7. Scott Runia	1976-80	110	405	31. Steve Craig	1975-76, 78-81	112	76
32. Doug Howard	1967-70	79	1143	8. Lee Cumnard	2005-09	131	372	31. Nathan Cooper	1995-96, 98-01	122	76
33. Travis Hansen	2000-03	86	1137	9. Austin Ainge	2003-07	101	355	31. Jared Miller	1990-93	88	76
34. Steve Schreiner	1988-91	93	1128	10. Fred Roberts	1978-82	119	341	34. Austin Ainge	2003-07	101	75
35. Mel Hutchins	1947-48, 49-51	95	1123	11. Brian Taylor	1982-84, 86-88	118	330	35. Brett Applegate	1982-84	60	74
36. John Fairchild	1963-65	53	1109	12. Steve Craig	1975-76, 78-81	112	329	--			
37. Gary Earnest	1958-61	77	1108	13. Michael Smith	1983-84, 86-89	122	317	Brock Zylstra	2009-present	93	60
38. Terrell Lyday	1999-01	66	1105	14. Jackson Emery	2005-06, 08-11	133	312	Matt Carlino	2011-present	35	49
39. Mark Handy	1973-77	96	1098	15. Scott Sinek	1981-85	115	311	Double-Doubles			
40. Bruce Burton	1960-63	78	1089	16. Marty Perry	1982-85	85	299	Name	Years	DDs	
41. Keena Young	2004-07	88	1068	17. Ken Roberts	1990-91, 93-96	126	272	1. Kresimir Cosic	1970-73	47	
42. Scott Runia	1976-80	110	1051	18. Devin Durrant	1978-80, 82-84	117	268	2. John Fairchild	1964-65	38	
43. Bernie Fryer	1970-72	55	1030	19. Mark Bigelow	1998-99, 01-04	120	260	3. Alan Taylor	1976-80	34	
44. Dave Eastis	1958-61	69	1015	20. Mark Durrant	1989-90, 92-95	128	258	4. Steve Trumbo	1978-82	30	
Free Throw Percentage (Min. 100 attempts)				21. Chris Nikchevich	1982-85	88	250	5. Michael Smith	1983-84, 86-89	29	
Name	Years	FTM-FTA	Pct	22. Bob Capener	1981-83, 85-87	97	235	6. Brett Applegate	1982-84	28	
1. Tyler Haws	2009-10, 12-present	166-179	.927	23. Robbie Reid	1993-95	64	226	7. Russell Larson	1991-95	27	
2. Jimmer Fredette	2007-11	627-711	.882	24. Nathan Cooper	1995-96, 98-01	122	208	8. Jay Cheesman	1973-77	26	
3. Michael Smith	1983-84, 86-89	431-491	.878	25. Andy Toolson	1984-85, 87-90	117	198	9. Rafael Araujo	2002-04	24	
4. Lee Cumnard	2005-09	294-349	.842	26. Steve Trumbo	1978-82	116	195	9. Kari Liimo	1966-69	24	
5. Reid, Randy	1992-96	338-407	.830	27. Kevin Santiago	1988-90	59	193	11. Mark Handy	1973-77	22	
6. Mark Heslop	1988-92	101-122	.828	28. Gary Trost	1987-88, 90-93	114	186	12. Bruce Burton	1960-63	21	
7. Brian Taylor	1982-84, 86-88	229-277	.827	29. Jonathan Tavernari	2006-10	132	182	12. Paul Ruffner	1968-70	21	
8. Nick Sanderson	1991-93	181-219	.826	30. Michael Vranes	1996-97, 98-00	63	171	14. Fred Roberts	1978-82	20	
9. Gary Batchelor	1960-63	251-304	.826	31. Greg Ballif	1977-78, 79-82	106	168	15. Greg Kite	1979-83	18	
10. Scott Runia	1976-80	161-195	.826	32. Matt Carlino	2011-present	35	158	15. Steve Kramer	1963-66	18	
3-Point Field Goals Made				33. Brian Dignan	1997-99	55	157	17. Trent Plaisted	2004-08	17	
Name	Years	3FGM-3FGA	Pct	33. Ben Murdock	2006-08	66	157	17. Ken Roberts	1990-91, 93-96	17	
1. Jimmer Fredette	2007-11	296-752	.394	35. Mekeli Wesley	1997-01	115	154	19. Jim Eakins	1965-68	16	
2. Jonathan Tavernari	2006-10	265-698	.380	36. Brandon Davies	2008-present	109	151	19. Tom Gneiting	1984-87	16	
3. Jackson Emery	2005-06, 08-11	230-601	.383	37. Travis Hansen	2000-03	86	150	21. Brandon Davies	2009-present	15	
4. Mark Bigelow	1998-99, 01-04	213-559	.381								
5. Mike Rose	2003-07	163-381	.428								
6. Lee Cumnard	2005-09	153-355	.431								
7. Andy Toolson	1984-85, 87-90	141-323	.437								
8. Nick Sanderson	1991-93	129-350	.369								
9. Terrell Lyday	1999-01	127-321	.396								
10. Mark Heslop	1988-92	126-283	.445								
11. Michael Smith	1983-84, 86-89	116-270	.430								
12. Randy Reid	1992-96	114-355	.321								
13. Austin Ainge	2003-07	113-281	.402								
14. Nathan Call	1986-88, 90-92	110-241	.456								
15. Jimmy Balderson	2001-02, 04-07	109-294	.371								

BYU'S RECORD WHEN ...

Venue	2012-13	Under Rose
Overall	7-3	192-57
Home	5-0	107-8
Away	1-1	57-31
Neutral	1-2	28-18
Lead at the half/end of game...	2012-13	Under Rose
BYU leads at the half	6-1	163-16
Opponent leads at the half	1-2	24-37
Score tied at the half	0-0	5-4
BYU leads w/5 min left	6-0	181-5
Opponent leads w/5 min left	1-3	9-51
Score tied w/5 min left	0-0	2-1
BYU leads w/1 min left	7-0	187-0
Opponent leads w/1 min left	0-3	3-54
Score tied w/1 min left	0-0	2-3
Game goes into overtime	0-0	6-3
BYU scores...	2012-13	Under Rose
100-plus points	0-0	9-0
90-99 points	0-0	30-0
80-89 points	5-0	62-6
70-79 points	1-1	70-20
60-69 points	1-2	18-26
60 or less points	0-0	3-5
Opponent scores...	2012-13	Under Rose
100-plus points	0-0	1-0
90-99 points	0-0	3-5
80-89 points	0-2	9-21
70-79 points	1-1	32-26
60-69 points	5-0	87-5
50-59 points	1-0	43-0
50 or less points	0-0	18-0
BYU double figure scorers	2012-13	Under Rose
One player in double figures	0-0	1-4
Two players in double figures	2-1	24-15
Three players in double figures	5-1	73-26
Four players in double figures	0-1	63-11
Five players in double figures	0-0	25-1
Six players in double figures	0-0	6-0
Shooting and rebounding	2012-13	Under Rose
BYU shoots 50% or better	5-0	86-7
Opponent shoots 50% or better	0-2	12-23
BYU outshoots opponent	6-0	157-10
Opponent outshoots BYU	1-3	34-45
Teams shoot equal FG%	0-0	1-2
BYU outrebounds opponent	6-1	146-14
Opponent outrebounds BYU	0-2	37-40
BYU, opponent tie in rebounds	1-0	9-3
Wins, losses and rest	2012-13	Under Rose
Coming off a win	4-2	144-47
Coming off a loss	3-1	48-10
Two-plus days between games	7-2	169-45
One day between games	0-0	14-2
Playing the next day	0-1	9-10
Days	2012-13	Under Rose
Monday	0-0	2-0
Tuesday	1-0	29-3
Wednesday	2-0	47-10
Thursday	0-0	17-11
Friday	1-1	21-5
Saturday	3-2	76-28

BYU'S RECORD WHEN ...

On television	2012-13	Under Rose
All games on TV	7-2	156-51
On BYUtv	7-0	43-4
On ESPN	0-0	0-1
On ESPN2	0-0	2-6
On ESPNU	0-0	5-1
On truTV	0-2	1-2
On CBS	0-0	4-5
Top 25	2012-13	Under Rose
vs. a top 25 opponent	0-1	8-17
as a top 25 team	0-0	57-16
Months	2012-13	Under Rose
November	5-2	38-8
December	2-1	46-12
January	0-0	42-15
February	0-0	42-7
March	0-0	24-15
Margin of victory/defeat	2012-13	Under Rose
1-4 points	1-0	17-12
5-9 points	0-0	35-13
10-15 points	2-1	49-18
16-19 points	3-1	22-11
20-29 points	1-1	43-3
30-39 points	0-0	16-0
40-49 points	0-0	6-0
50+ points	0-0	4-0

DUNKS

	2012-13	Career
Brandon Davies	6	64
Nate Austin	2	6
Brock Zylstra	—	2
Tyler Haws	2	4
Josh Sharp	4	5
Anson Winder	—	1
BYU	14	
Opponents	11	

FREE THROW STREAKS

Haws	50	2/13/10 - 11/9/12
Haws	20	12/8/12 - current
Haws	19	11/21/12 - 11/28/12
Haws	15	11/9/12 - 11/17/12
Davies	12	11/21/12 - 11/28/12
Zylstra	11	3/13/12 - 11/24/12
Cusick	6	11/16/12 - current

LATE GAME FREE THROWS

Player	5:00-2:00	2:00-0:00
Brandon Davies	8-12 (.667)	0-0 (.000)
Matt Carlino	3-4 (.750)	0-0 (.000)
Tyler Haws	5-6 (.833)	6-6 (1.000)
Craig Cusick	0-0 (.000)	0-2 (.000)
Anson Winder	0-0 (.000)	1-2 (.500)
Josh Sharp	1-2 (.500)	0-0 (.000)
Ian Harward	0-0 (.000)	1-2 (.500)
Totals	17-24 (.708)	8-12 (.667)
Under Rose	450-626 (.719)	573-754 (.760)



Senior forward Brandon Davies



Sophomore guard Tyler Haws

2012-13 SCORING BY HALF (BYU-OPPONENT)

Opponent	1st half	Margin	FG %	2nd half	Margin	FG %	OT	Margin	FG %	Final	Margin	FG %
TENNESSEE STATE	34-28	+6	48.3-38.5	47-38	+9	61.5-31.0	—	—	—	81-66	+15	54.5-33.8
GEORGIA STATE	44-26	+18	58.1-26.5	36-36	0	44.8-45.2	—	—	—	80-62	+18	51.7-35.4
vs. Florida State	35-44	-9	36.1-60.0	35-44	-9	30.8-56.0	—	—	—	70-88	-18	33.3-58.0
vs. Notre Dame	32-31	+1	42.3-35.5	36-47	-11	40.6-63.6	—	—	—	68-78	-10	38.1-52.1
UTSA	48-28	+20	55.9-39.3	33-34	-1	46.2-39.4	—	—	—	81-62	+19	51.7-39.3
CS NORTHBRIDGE	46-40	+6	42.4-46.4	41-35	+6	51.6-38.9	—	—	—	87-75	+12	46.9-42.2
vs. Montana	42-31	+11	62.5-48.0	43-29	+14	44.1-29.2	—	—	—	85-60	+25	51.7-38.8
at Iowa State	37-48	-11	42.4-51.7	25-35	-10	31.3-44.8	—	—	—	62-83	-21	36.9-48.3
UTAH	26-35	-9	29.0-46.4	35-23	+12	33.3-25.0	—	—	—	61-58	+3	31.1-36.5
at Weber State	36-26	+10	48.0-40.7	42-42	0	58.6-48.3	—	—	—	78-68	+10	53.7-44.6
EASTERN NM												
at Baylor												
NORTHERN ARIZONA												
vs. Virginia Tech												
LMU												
at San Francisco												
PEPPERDINE												
at Santa Clara												
SAINT MARY'S												
SAN DIEGO												
at Gonzaga												
at Portland												
at Pepperdine												
SANTA CLARA												
at San Diego												
SAN FRANCISCO												
PORTLAND												
UTAH STATE												
at Saint Mary's												
GONZAGA												
at LMU												
Season Totals	38.0-33.7	+4.3	45.3-43.5	37.3-36.3	+1.0	43.5-41.4	—	—	—	75.3-70.0	+5.3	44.4-42.4

2012-13 OFFENSIVE TRENDS (BYU-OPPONENT)

Opponent	Pts/Paint		Pts Off TO		2nd Chance Pts		Fastbreak Pts		Bench Pts		Big Run	Big Lead
TENNESSEE STATE	40-18	+22	17-17	0	2-11	-9	18-2	+16	16-13	+3	9-0/7-0	19/5
GEORGIA STATE	42-24	+18	20-15	+5	7-8	-1	14-4	+10	7-6	+1	16-0/9-0	29/-
vs. Florida State	25-34	-9	15-20	-5	15-6	+9	15-4	+11	18-37	-19	12-0/13-0	-/27
vs. Notre Dame	28-30	-2	13-8	+5	19-4	+15	4-4	0	16-10	+6	7-0/12-0	7/10
UTSA	34-22	+12	15-9	+6	11-5	+6	12-2	+10	24-6	+18	8-0/7-0	23/2
CS NORTHBRIDGE	42-32	+10	14-13	+1	13-17	-4	16-0	+16	22-16	+6	12-0/8-0	12/4
vs. Montana	32-16	+16	26-7	+19	9-7	+2	4-0	+4	19-18	+1	12-0/6-0	25/-
at Iowa State	30-32	-2	13-21	-8	8-12	-4	4-4	0	25-19	+6	5-0/12-0	2/22
UTAH	18-22	-4	13-6	+7	9-8	+1	4-0	+4	26-23	+3	6-0/7-0	3/12
at Weber State	36-30	+6	14-18	-4	6-6	0	0-0	0	14-22	-8	8-0/9-0	15/2
EASTERN NM												
at Baylor												
NORTHERN ARIZONA												
vs. Virginia Tech												
LMU												
at San Francisco												
PEPPERDINE												
at Santa Clara												
SAINT MARY'S												
SAN DIEGO												
at Gonzaga												
at Portland												
at Pepperdine												
SANTA CLARA												
at San Diego												
SAN FRANCISCO												
PORTLAND												
UTAH STATE												
at Saint Mary's												
GONZAGA												
at LMU												
Season Totals	327-260	+67	160-134	+26	99-85	+14	91-20	+71	187-170	+17		
Times Led, Record (W/L/T)	6-0/1-3/0-0		5-1/1-2/1-0		3-2/3-1/1-0		6-1/0-0/1-2		6-2/1-1/0-0			
Under Rose (W/L/T)	124-18/58-37/10-2		148-20/37-35/7-2		119-19/61-35/12-3		136-27/37-18/19-12		111-28/75-28/6-1			



2012-13 WCC Standings (as of 12/17/12)

	Overall	Pct	WCC	Pct
No. 16 Gonzaga	10-1	.909	0-0	.000
Santa Clara	8-2	.800	0-0	.000
Saint Mary's	7-2	.778	0-0	.000
BYU	7-3	.700	0-0	.000
San Francisco	5-3	.625	0-0	.000
Pepperdine	6-4	.600	0-0	.000
Loyola Marymount	5-4	.556	0-0	.000
San Diego	6-6	.500	0-0	.000
Portland	4-6	.400	0-0	.000

WCC Players of the Week

Nov. 12	Kevin Foster, Santa Clara
Nov. 19	Johnny Dee, San Diego
Nov. 26	Elias Harris, Gonzaga
Dec. 3	Cole Dickerson, San Francisco
Dec. 10	Johnny Dee, San Diego
Dec. 17	Brandon Davies, BYU

2012-13 WCC Preseason Poll

Team (First Place Votes)	Points
1. Gonzaga (7)	63
2. BYU (1)	55
3. Saint Mary's (1)	52
4. Loyola Marymount	37
5. San Diego	36
6. Santa Clara	35
7. San Francisco	19
8. Portland	15

2012-13 Preseason All-WCC Team

Player	School	Yr.	Pos.
Gary Bell, Jr.	Gonzaga	So.	G
Brandon Davies	BYU	Sr.	F
Johnny Dee	San Diego	So.	G
Matthew Dellavedova	Saint Mary's	Sr.	G
Sam Dower	Gonzaga	Jr.	C
Kevin Foster	Santa Clara	Sr.	G
Elias Harris	Gonzaga	Sr.	F
Stephen Holt	Saint Mary's	Jr.	G
Anthony Ireland	Loyola Marymount	Jr.	G
Kevin Pangos	Gonzaga	So.	G

TEAM	All	Conf
WCC Stats (12/17/12)		
Scoring Offense	5th	—
Scoring Defense	8th	—
Scoring Margin	6th	—
FT Percentage	2nd	—
FG Percentage	8th	—
FG Percentage Defense	8th	—
3FG Percentage	9th	—
3FG Percentage Defense	1st	—
3-Point FG Made/Game	8th	—
Rebounding Offense	3rd	—
Rebounding Defense	8th	—
Rebounding Margin	4th	—
Blocked Shots	4th	—
Assists	4th	—
Steals	3rd	—
Turnover Margin	3rd	—
Assist/Turnover Ratio	4th	—
Offensive Rebounds	3rd	—
Defensive Rebounds	3rd	—
Defensive Reb Pct	3rd	—
Offensive Reb Pct	6th	—
NCAA Stats (12/9/12)	Rank	Actual
Won-Lost Percentage	97	66.7
Scoring Offense	63	75.0
Scoring Defense	248	70.2
Scoring Margin	137	4.8
Field-Goal Percentage	172	43.5
Field-Goal Pct Defense	175	42.1
3-Point Field Goals/Game	197	5.9
3-Point Field-Goal Pct	162	31.2
3-Point FG Defense	162	32.7
Free-Throw Percentage	89	72.0
Rebound Margin	87	4.8
Assists Per Game	19	17.1
Assist Turnover Ratio	33	1.28
Blocked Shots Per Game	132	3.9
Steals Per Game	115	7.9
Turnovers Per Game	123	13.3
Turnover Margin	118	1.7
Personal Fouls Per Game	197	18.4

INDIVIDUAL	Top BYU player - All	Top BYU player - Conf
WCC (12/17/12)		
Scoring	Tyler Haws - 3rd	—
Rebounding	Brandon Davies - 6th	—
FG Percentage	Brandon Davies - 6th	—
Assists	Matt Carlino - 9th	—
FT Percentage	Tyler Haws - 1st	—
Steals	Brandon Davies - T9th	—
3FG Percentage	—	—
3FG Made/Game	—	—
Blocked Shots	Brandon Davies - T1st	—
Assist/TO Ratio	Matt Carlino - 7th	—
Offensive Rebounds	Davies, Sharp - T7th	—
Defensive Rebounds	Brandon Davies - 5th	—
Minutes Played	Tyler Haws - 5th	—
NCAA Stats (12/9/12)	BYU Player - Rank	Actual
Points Per Game	Tyler Haws - 24	20.1
	Brandon Davies - 77	17.9
Field Goal Percentage	Brandon Davies - 98	51.9
	Tyler Haws - 201	45.9
Free Throw Percentage	Tyler Haws - 12	93.9
Rebounds Per Game	Brandon Davies - 165	7.3
Assists Per Game	Matt Carlino - 101	4.6
Blocked Shots Per Game	Brandon Davies - 74	1.89
Assist/Turnover Ratio	Matt Carlino - 41	2.73
Double-Doubles	Brandon Davies - 88	2.0

BYU BASKETBALL

ROSTER AND CAREER HIGHS

No.	Name	Pos.	Ht.	Wt.	Yr.	Hometown (Previous School)	Pronunciations
0	Brandon Davies	F	6-9	235	Sr.	Provo, Utah (Provo HS)	AGUSTIN AMBROSINO AH-go-steen ahm-bro-SEE-no
1	Raul Delgado	G	6-2	195	Jr.	Chihuahua, Mexico (Western Neb. CC)	ANSON WINDER AN-sun WINE-der
2	Craig Cusick	G	6-2	185	Sr.	Orem, Utah (Utah)	BROCK ZYLSTRA ZIL-stra
3	Tyler Haws	G	6-5	200	So.	Alpine, Utah (Lone Peak HS)	MATT CARLINO car-LEE-no
5	Agustin Ambrosino	F	6-8	225	Jr.	Cordoba, Argentina (Salt Lake CC)	RAUL DELGADO rah-OOL del-GAH-doh
10	Matt Carlino	G	6-2	175	So.	Scottsdale, Ariz. (Bloomington South HS)	TERRY NASHIF NASH-if
12	Josh Sharp	F	6-7	185	So.	Highland, Utah (Utah)	IAN HARWARD HAR-word
13	Brock Zylstra	G	6-6	210	Sr.	La Verne, Calif. (Bonita HS)	ROBERT RAMOS RAY-mus
20	Anson Winder	G	6-3	195	So.	Las Vegas, Nev. (Bishop Gorman HS)	
23	Cory Calvert	G	6-3	185	Fr.	Parker, Colo. (Chaparral HS)	
30	Cooper Ainge	G	6-0	175	Fr.	Wellesley, Mass. (Wellesley HS)	
33	Nate Austin	F	6-10	230	So.	Alpine, Utah (Lone Peak HS)	
42	Ian Harward	C	6-11	215	Fr.	Orem, Utah (Orem HS)	

Head Coach: Dave Rose, 8th year (Houston, 1983)

Assistant Coaches: Terry Nashif (BYU, 2005); Tim LaComb (Utah, 2006); Mark Pope (Kentucky, 1996)

Director of Basketball Operations: Mike Hall (BYU, 2005)

Coordinator of Player Development: Garrett Faucette (BYU, 2008)

Team Trainer: Robert Ramos (BYU, 1995)

2012-13 SEASON AND CAREER HIGHS

#	Player	Points	Rebounds	Assists
0	Brandon Davies	Season: 33 at Weber State Career: same	10 vs. UTSA, vs. Montana 22 vs. San Diego (11-12)	6 vs. Montana 6, three times, last vs. Montana (12-13)
1	Raul Delgado	Season: 5 vs. Montana Career: same	4 vs. GSU same	2 at Weber State same
2	Craig Cusick	Season: 10 vs. FSU Career: 12 at Portland, vs. Marquette (11-12)	8 vs. UTSA same	4 vs. TSU, vs. UTSA 8 vs. Weber State (11-12), vs. Iona (11-12)
3	Tyler Haws	Season: 32 vs. CSUN Career: same	9 vs. FSU 11, twice, last at UTEP (09-10)	5 vs. GSU, vs. FSU 6 vs. Idaho State (09-10)
5	Agustin Ambrosino	Season: 6 vs. UTSA, vs. Montana Career: same	3 vs. UTSA same	2 vs. UTSA same
10	Matt Carlino	Season: 19 vs. Utah Career: 30 at San Francisco (11-12)	5 vs. TSU 7 vs. Buffalo (11-12), at USD (11-12)	10 vs. TSU 11 vs. Buffalo (11-12)
12	Josh Sharp	Season: 13 vs. Montana Career: same	10 vs. Notre Dame same	1 vs. TSU, vs. Notre Dame, vs. CSUN, at WSU 3 vs. Longwood (11-12)
13	Brock Zylstra	Season: 14 vs. CSUN Career: 26 vs. Buffalo (11-12)	7 vs. CSUN 9 vs. Portland (11-12)	5 vs. CSUN 5 vs. UCSB (11-12), vs. CSUN (12-13)
20	Anson Winder	Season: 3 vs. Utah Career: 20 vs. Buffalo (11-12)	2 at Iowa State 6 at San Francisco (11-12)	— 9 vs. Northern Arizona (11-12)
23	Cory Calvert	Season: 9 at Weber State Career: same	1 vs. TSU, vs. UTSA, at ISU, at WSU same	2 vs. FSU same
33	Nate Austin	Season: 8 at Iowa State Career: 15 vs. Weber State (11-12)	8 vs. FSU 10 at Gonzaga (11-12)	2 vs. GSU 3 vs. San Diego (11-12)
42	Ian Harward	Season: 7 vs. Notre Dame Career: same	4 vs. Montana same	1 vs. Montana same

GEOGRAPHIC BREAKDOWN

Argentina	Agustin Ambrosino
Mexico	Raul Delgado
Arizona	Matt Carlino
California	Brock Zylstra
Colorado	Cory Calvert
Massachusetts	Cooper Ainge
Nevada	Anson Winder
Utah	Nate Austin, Brandon Davies, Craig Cusick, Ian Harward, Tyler Haws, Josh Sharp

CLASS BREAKDOWN

Seniors	Juniors	Sophomores	Freshmen
Craig Cusick Brandon Davies Brock Zylstra	Agustin Ambrosino Raul Delgado	Nate Austin Matt Carlino Tyler Haws Josh Sharp Anson Winder	Cooper Ainge* Cory Calvert Ian Harward

*Redshirting in 2012-13

CAREER HIGHLIGHTS

- 192-57 overall record (second all-time at BYU in wins) for a BYU record .771 winning percentage
- With 185 victories through first seven seasons is fourth all-time for best career starts by wins in NCAA history
- With 159 victories through first six seasons is tied for third all-time for best career starts by wins in NCAA history
- Fourth among active coaches in career winning percentage, behind Roy Williams, Mark Few and John Calipari and ahead of Thad Matta and Mike Krzyzewski
- Four Mountain West Conference regular season titles, a BYU and MWC record
- Three-time MWC Coach of the Year (2006, 2007, 2011)
- Two-time USBWA District VIII Coach of the Year (2006, 2011)
- Naismith Coach of the Year Finalist in 2011
- Finalist for the Clair Bee Award in 2010
- Honorable Mention for National Coach of the Year by Scout.com (2006)
- Six-consecutive trips to the NCAA Tournament, a BYU record
- Six-consecutive 25-win seasons, a BYU record
- BYU basketball has 11 25-win seasons in its 110-year history and Rose has been the head coach of six of those teams
- Holds top two spots for wins in a season in BYU history with 32 in 2010-11 and 30 in 2009-10
- Only BYU coach to win at least 20 games in each of his first seven seasons
- Took BYU to the Sweet 16 in 2011 for the first time since 1981
- Coached Jimmer Fredette, the 2011 Consensus National Player of the Year (received the Wooden Award, Naismith Trophy, Oscar Robertson Trophy and other national awards)



Scan to view Rose's profile on BYUcougars.com



COACHING EXPERIENCE

- BYU Head Coach (2005-present)
- BYU Associate Head Coach (2000-2005)
- BYU Assistant Coach (1997-2000)
- Dixie State Head Coach (1990-1997)
- Dixie State Assistant Coach (1987-1990)
- Assistant coach at Pine View High School (1986-87)
- Head coach at Millard High School (1983-86)

SERVICE

- A member of the National Coaches vs. Cancer Council that includes Mike Krzyzewski (Duke), Roy Williams (North Carolina), Jim Boeheim (Syracuse) and Mike Brey (Notre Dame)
- Assisting with the Hope Lodge, a facility to be constructed in Salt Lake City to house families of cancer patients
- NABC Game Pillar Award for Service in 2008
- 63rd recipient of the Dale Rex Memorial Award
- Honorary Chair of the Children with Cancer Christmas Foundation
- Was the first coach in the state of Utah to participate in the American Cancer Society's nationwide Coaches vs. Cancer campaign
- Lobbied before Congress for more funding for cancer research in September 2010

EDUCATION

- Houston (1983, B.A.)

PLAYING CAREER

- Played baseball and basketball at Dixie State College
- Played for Houston from 1980-83 (played in 1980-81 and 82-83, redshirted in 1981-82)
- Co-Captain on the famous "Phi-Slamma Jamma" team that featured Hakeem (then Akeem) Olajuwon and Clyde Drexler
- Helped Houston achieve a No. 1 ranking and reach the national championship game in 1983

MISSION

- Manchester England (1977-79)

PERSONAL/FAMILY

- Wife: Cheryl
- Children: Daughter Chanell and husband Brock Reichner, son Garrett and wife Brooke, daughter Taylor
- Dave and Cheryl Rose have seven grandchildren

ROSE'S BYU COACHING LEDGER

Season	Overall	Pct.	Home	Pct.	Away	Pct.	Neutral	Pct.	Conf.	Pct.	Tourney	NCAA/NIT
05-06	20-9	.690	14-1	.933	5-7	.417	1-2	.500	12-4	.750	0-1	0-1 NIT
06-07	25-9	.735	17-0	1.000	6-7	.462	2-2	.500	13-3	.813	2-1	0-1 NCAA
07-08	27-8	.771	16-0	1.000	9-3	.615	3-3	.500	14-2	.875	2-1	0-1 NCAA
08-09	25-8	.758	14-2	.875	8-5	.750	2-3	.400	12-4	.750	1-1	0-1 NCAA
09-10	30-6	.833	15-1	.938	10-4	.714	5-1	.833	13-3	.813	1-1	1-1 NCAA
10-11	32-5	.865	13-1	.929	10-1	.909	9-3	.750	14-2	.875	2-1	2-1 NCAA
11-12	26-9	.743	13-3	.813	8-3	.727	5-3	.625	12-4	.750	1-1	1-1 NCAA
12-13	7-3	.700	5-0	1.000	1-1	.500	1-2	.333	0-0	.000	0-0	—
Totals	192-57	.771	107-8	.930	57-31	.648	28-18	.609	90-22	.804	9-7	4-7

TOP CAREER START BASED ON CURRENT NUMBER OF YEARS (THROUGH 2011-12)

Coach, School	Yrs.	W	L	Pct.
Steve Prohm, Murray State	1	31	2	.939
Andy Toole, Robert Morris	2	44	25	.638
Shaka Smart, VCU	3	84	28	.750
John Groce, Illinois	4	85	56	.603
Brad Stevens, Butler	5	139	40	.777
Anthony Grant, Alabama	6	139	64	.685
Dave Rose, BYU	7	185	54	.774
Sean Miller, Arizona	8	189	82	.697
Jamie Dixon, Pittsburgh	9	238	77	.756
Mike Anderson, Arkansas	10	218	112	.661
Randy Bennett, Saint Mary's	11	235	118	.666
Thad Matta, Ohio State	12	323	96	.771
Mark Few, Gonzaga	13	342	90	.792
Bruce Weber, Kansas State	14	313	155	.669
Mark Gottfried, NC State	15	303	167	.645

BEST CAREER STARTS BY WINS, 7 SEASONS

Coach, School	Date	W	L	Pct.
Mark Few, Gonzaga	2000-06	188	41	.821
Jamie Dixon, Pittsburgh	2004-10	188	54	.777
Everett Case, NC State	1947-53	187	45	.806
Dave Rose, BYU	2006-12	185	54	.774
Roy Williams, Kansas	1989-95	184	51	.783
Thad Matta, Butler, Xavier, OSU	2001-07	183	53	.775
Larry Brown, UCLA & Kansas	1980-81, 84-88	172	60	.741

ROSE'S MILESTONE VICTORIES

Win	Date	Opponent	Score	Record
25	12/06/06	San Jose State	81-69	25-11 (.694)
50	11/23/07	vs. No. 6 Louisville	78-76	50-18 (.735)
75	11/20/08	North Florida	74-41	75-26 (.743)
100	11/20/09	at Hawaii	83-65	100-34 (.746)
125	03/06/10	at TCU	107-77	125-38 (.767)
150	02/09/11	at Air Force	90-52	150-42 (.781)
175	01/16/12	at San Diego	82-63	175-49 (.781)



0 — BRANDON DAVIES

6-9 • 235 • SENIOR • FORWARD • PROVO, UTAH (PROVO HS)

2012-13 SEASON — PPG: 19.4 RPG: 7.34 APG: 2.8 SPG: 1.3 BPG: 1.8 FG%: .560 3FG%: .250 FT%: .679

Last Time Out

- Had his best game of the year with a career-high 33 points, including 18 in the first half, and 8 rebounds at Weber State ... hit 14 of 17 from the field and 5 of 6 from the free throw line

Scan for Davies' bio on
BYUcougars.com



In 2012-13

- Has scored in double figures in all 10 games and shot .500 or better in six of 10 games
- Posted a career-high 33 points, including 18 in the first half, against Weber State
- Has dished out 3 or more assists seven different times this season
- Scored 21 points and added 10 rebounds, 6 assists, 2 blocks and 4 steals vs. Montana
- Posted his first double-double of the season with 22 points, 10 rebounds, 3 assists and 1 block vs. UTSA
- Totaled 19 points, 5 rebounds, 1 assist and 2 blocks vs. Florida State and hit first 3-pointer of the season
- Scored 22 points on 10 of 14 shooting from the field and 8 of 10 from the free throw line and added 9 boards, 3 assists, 3 blocks and 2 steals vs. Georgia State
- Named to the Wooden Award Preseason Top 50 list, the Lute Olson Preseason All-America team and the preseason All-WCC Team

Other

- Mother is Linda Kathleen Davies and has one brother and one sister
- Played for Craig Drury at Provo High School where he helped lead the Bulldogs to state titles as a sophomore and junior and a second-place finish as a senior

2012-13 SEASON HIGHS

PTS	33, Weber State - 12/15/12
1st H	18, Weber State - 12/15/12
2nd H	16, Georgia State - 11/13/12
REB	10, twice, last vs. Montana - 11/28/12
AST	6, vs. Montana - 11/28/12
STL	4, vs. Montana - 11/28/12
BLK	4, Tennessee State - 11/9/12
FGM	14, Weber State - 12/15/12
FGA	17, twice, last vs. Weber St. - 12/15/12
3PM	1, vs. Florida State - 11/16/12
3PA	2, at Iowa State - 12/1/12
FTM	9, vs. Montana - 11/28/12
FTA	17, vs. Montana - 11/28/12

CAREER HIGHS

PTS	33, Weber State - 12/15/12
REB	22, San Diego - 12/31/11
AST	6, 3 times, last vs. Montana - 11/28/12
STL	8, at Portland - 2/4/12
BLK	4, Tennessee State - 11/9/12
FGM	14, Weber State - 12/15/12
FGA	18, 3 times, last at Gonzaga - 2/23/12
3PM	1, twice, last vs. FSU - 11/16/12
3PA	2, Iowa State - 12/1/12
FTM	15, at Pepperdine - 1/21/12
FTA	18, at Pepperdine - 1/21/12

MISCELLANEOUS

	12-13	Career
Double-Figure PTS	10 (7-3)	64 (51-13)
20-plus Pts	5 (4-1)	16 (13-3)
Double-Figure REB	2 (2-0)	15 (12-3)
Double-Doubles	2 (2-0)	15 (12-3)
3-plus STL	1 (1-0)	8 (5-3)
3-plus BLK	3 (3-0)	6 (6-0)
3-plus 3-point FG	0 (0-0)	0 (0-0)
Scoring Leader	5 (4-1)	17 (11-6)
Rebound Leader	7 (6-1)	37 (28-9)
Assist Leader	2 (1-1)	7 (6-1)

2012-13 GAME-BY-GAME

Opponent	Date	GS	Min	FG	FGA	Pct	3FG	FGA	Pct	FT	FTA	Pct	Off	Def	TR	Avg	PF	FO	A	TO	Blk	Stl	Pts	Avg	
TENNESSEE STATE	11/09/12	*	31	7	9	.778	0	0	.000	2	4	.500	0	7	7	7.0	4	0	3	5	4	2	16	16.0	
GEORGIA STATE	11/13/12	*	29	10	14	.714	0	0	.000	8	10	.800	2	7	9	8.0	3	0	3	3	3	2	28	22.0	
vs. Florida State	11/16/12	*	21	6	11	.545	1	1	1.000	6	8	.750	2	3	5	7.0	4	0	1	3	2	0	19	21.0	
vs. Notre Dame	11/17/12	*	18	4	11	.364	0	0	.000	4	7	.571	2	3	5	6.5	4	0	3	2	0	0	12	18.8	
UTSA	11/21/12	*	26	7	13	.538	0	0	.000	8	8	1.000	3	7	10	7.2	3	0	3	6	1	0	22	19.4	
CS NORTHBRIDGE	11/24/12	*	29	5	10	.500	0	0	.000	2	2	1.000	1	7	8	7.3	3	0	3	1	1	1	12	18.2	
vs. Montana	11/28/12	*	33	6	13	.462	0	1	.000	9	17	.529	3	7	10	7.7	0	0	6	1	2	4	21	18.6	
at Iowa State	12/01/12	*	30	7	17	.412	0	2	.000	6	10	.600	3	3	6	7.5	4	0	3	3	1	2	20	18.8	
UTAH	12/08/12	*	33	4	10	.400	0	0	.000	3	6	.500	4	2	6	7.3	3	0	0	3	3	2	11	17.9	
at Weber State	12/15/12	*	36	14	17	.824	0	0	.000	5	6	.833	2	6	8	7.4	2	0	1	3	1	0	33	19.4	
EASTERN NM	12/18/12																								
at Baylor	12/21/12																								
NORTHERN ARIZONA	12/27/12																								
vs. Virginia Tech	12/29/12																								
LMU	01/03/13																								
at San Francisco	01/05/13																								
PEPPERDINE	01/10/13																								
at Santa Clara	01/12/13																								
SAINT MARY'S	01/16/13																								
SAN DIEGO	01/19/13																								
at Gonzaga	01/24/13																								
at Portland	01/26/13																								
at Pepperdine	01/31/13																								
SANTA CLARA	02/02/13																								
at San Diego	02/07/13																								
SAN FRANCISCO	02/09/13																								
PORTLAND	02/16/13																								
UTAH STATE	02/19/13																								
at Saint Mary's	02/21/13																								
GONZAGA	02/28/13																								
at LMU	03/02/13																								
Totals			10	286	70	125	.560	1	4	.250	53	78	.679	22	52	74	7.4	30	0	26	30	18	13	194	19.4

CAREER STATISTICS (ALL GAMES)

Year	GP	GS	Min	Avg	FG	FGA	Pct	3FG	FGA	Pct	FT	FTA	Pct	Off	Def	TR	Avg	PF	FO	A	TO	Blk	Stl	Pts	Avg
2009-10	35	1	474	13.5	69	128	.539	0	1	.000	50	88	.568	30	74	104	3.0	91	1	9	47	14	13	188	5.4
2010-11	29	26	721	24.9	115	219	.525	0	0	.000	93	138	.674	63	117	180	6.2	90	4	43	44	27	20	323	11.1
2011-12	35	35	1002	28.6	196	380	.516	1	3	.333	139	210	.662	79	190	269	7.7	114	4	73	100	47	51	532	15.2
2012-13	10	10	286	28.6	70	125	.560	1	4	.250	53	78	.679	22	52	74	7.4	30	0	26	30	18	13	194	19.4
TOTAL	109	72	2483	22.8	450	852	.528	2	8	.250	335	514	.652	194	433	627	5.8	325	9	151	221	106	97	1237	11.3

CAREER STATISTICS (CONFERENCE GAMES)

Year	GP	GS	Min	Avg	FG	FGA	Pct	3FG	FGA	Pct	FT	FTA	Pct	Off	Def	TR	Avg	PF	FO	A	TO	Blk	Stl	Pts	Avg
2009-10	15	0	187	12.5	29	63	.460	0	1	.000	22	41	.537	13	35	48	3.2	35	0	3	21	5	6	80	5.3
2010-11	14	14	395	28.2	54	111	.486	0	0	.000	51	74	.689	30	72	102	7.3	46	2	29	25	16	13	159	11.4
2011-12	16	16	491	30.7	103	191	.539	0	0	.000	82	121	.678	37	92	129	8.1	54	2	35	55	25	29	288	18.0
TOTAL	45	30	1073	23.8	186	365	.510	0	1	.000	155	236	.657	80	199	279	6.2	135	4	67	101	46	48	527	11.7



1 — RAUL DELGADO 6-2 • 195 • JUNIOR • GUARD • CHIHUAHUA, MEXICO (WESTERN NEBRASKA CC)

2012-13 SEASON — PPG: 1.4 RPG: 1.1 APG: 0.75 SPG: 0.5 BPG: 0.0 FG%: .313 3FG%: .143 FT%: .000

Last Time Out

- Played 12 minutes and contributed 2 points, 2 rebounds, 2 assists and 2 steals against Weber State

Scan for Delgado's bio on BYUCougars.com



In 2012-13

- Played 12 minutes and contributed 2 points, 2 rebounds, 2 assists and 2 steals against Weber State
- Scored a career-high 5 points and hit his first career three vs. Montana
- Scored first career points as a Cougar with a jumper vs. UTSA
- Tallied career highs for assists and steals with 2 at Weber State
- Totaled 4 rebounds and 1 assist in 10 minutes vs. Georgia State

Before BYU

- Played two seasons at Western Nebraska Community College for Russell Beck and was a team captain
- As a sophomore in 2011-12 led WNCC to a 26-7 record, averaged 18.3 points, 3.2 rebounds and 1.8 steals per game while shooting .485 from the field, .433 from three and .768 from the free throw line

Other

- Parents are Luis Raul Delgado Torres and Maria de Los Angeles Cruz Muños and has one sister
- Lived with his adoptive family, David and Cheri Erikson and their five children, when he came to the United States

2012-13 SEASON HIGHS

PTS	5, vs. Montana – 11/28/12
1st H	3, vs. Montana – 11/28/12
2nd H	2, twice, last vs. Weber St. – 12/15/12
REB	4, Georgia State – 11/13/12
AST	2, Weber State - 12/15/12
STL	2, Weber State - 12/15/12
BLK	—
FGM	2, vs. Montana – 11/28/12
FGA	4, Iowa State – 12/01/12
3PM	1, vs. Montana – 11/28/12
3PA	2, vs. Montana – 11/28/12
FTM	—
FTA	—

MISCELLANEOUS

	12-13	Career
Double-Figure PTS	0 (0-0)	0 (0-0)
20-plus Pts	0 (0-0)	0 (0-0)
Double-Figure REB	0 (0-0)	0 (0-0)
Double-Doubles	0 (0-0)	0 (0-0)
3-plus STL	0 (0-0)	0 (0-0)
3-plus BLK	0 (0-0)	0 (0-0)
3-plus 3-point FG	0 (0-0)	0 (0-0)
Scoring Leader	0 (0-0)	0 (0-0)
Rebound Leader	0 (0-0)	0 (0-0)
Assist Leader	0 (0-0)	0 (0-0)

2012-13 GAME-BY-GAME

Opponent	Date	GS	Min	FG	FGA	Pct	3FG	FGA	Pct	FT	FTA	Pct	Off	Def	TR	Avg	PF	FO	A	TO	Blk	Stl	Pts	Avg	
TENNESSEE STATE	11/09/12		5	0	0	.000	0	0	.000	0	0	.000	0	0	0	0.0	0	0	0	0	0	1	0	0.0	
GEORGIA STATE	11/13/12		10	0	1	.000	0	1	.000	0	0	.000	1	3	4	2.0	2	0	1	0	0	0	0	0.0	
vs. Florida State	11/16/12		7	0	2	.000	0	1	.000	0	0	.000	0	0	0	1.3	1	0	1	0	0	0	0	0.0	
vs. Notre Dame	11/17/12		DNP																						
UTSA	11/21/12		6	1	3	.333	0	0	.000	0	0	.000	0	0	0	1.0	1	0	1	0	0	0	2	0.5	
CS NORTHRIDGE	11/24/12		DNP																						
vs. Montana	11/28/12		10	2	3	.667	1	2	.500	0	0	.000	0	0	0	0.8	2	0	1	0	0	1	5	1.4	
at Iowa State	12/01/12		10	1	4	.250	0	1	.000	0	0	.000	1	1	2	1.0	1	0	0	1	0	0	2	1.5	
UTAH	12/08/12		1	0	1	.000	0	1	.000	0	0	.000	1	0	1	1.0	0	0	0	0	0	0	0	1.3	
at Weber State	12/15/12		12	1	2	.500	0	1	.000	0	0	.000	0	2	2	1.1	2	0	2	0	0	2	2	1.4	
EASTERN NM	12/18/12																								
at Baylor	12/21/12																								
NORTHERN ARIZONA	12/27/12																								
vs. Virginia Tech	12/29/12																								
LMU	01/03/13																								
at San Francisco	01/05/13																								
PEPPERDINE	01/10/13																								
at Santa Clara	01/12/13																								
SAINT MARY'S	01/16/13																								
SAN DIEGO	01/19/13																								
at Gonzaga	01/24/13																								
at Portland	01/26/13																								
at Pepperdine	01/31/13																								
SANTA CLARA	02/02/13																								
at San Diego	02/07/13																								
SAN FRANCISCO	02/09/13																								
PORTLAND	02/16/13																								
UTAH STATE	02/19/13																								
at Saint Mary's	02/21/13																								
GONZAGA	02/28/13																								
at LMU	03/02/13																								
Totals			0	61	5	16	.313	1	7	.143	0	0	.000	3	6	9	1.1	9	0	6	1	0	4	11	1.4

CAREER STATISTICS (ALL GAMES)

Year	GP	GS	Min	Avg	FG	FGA	Pct	3FG	FGA	Pct	FT	FTA	Pct	Off	Def	TR	Avg	PF	FO	A	TO	Blk	Stl	Pts	Avg
2012-13	8	0	61	7.6	5	16	.313	1	7	.143	0	0	.000	3	6	9	1.1	9	0	6	1	0	4	11	1.4
TOTAL	8	0	61	7.6	5	16	.313	1	7	.143	0	0	.000	3	6	9	1.1	9	0	6	1	0	4	11	1.4

CAREER STATISTICS (CONFERENCE GAMES)

Year	GP	GS	Min	Avg	FG	FGA	Pct	3FG	FGA	Pct	FT	FTA	Pct	Off	Def	TR	Avg	PF	FO	A	TO	Blk	Stl	Pts	Avg
2012-13	0	0	0	0.0	0	0	.000	0	0	.000	0	0	.000	0	0	0	0.0	0	0	0	0	0	0	0	0.0
TOTAL	0	0	0	0.0	0	0	.000	0	0	.000	0	0	.000	0	0	0	0.0	0	0	0	0	0	0	0	0.0



2 — CRAIG CUSICK

6-2 • 185 • SENIOR • GUARD • OREM, UTAH (UTAH)

2012-13 SEASON — PPG: 5.2 RPG: 2.9 APG: 2.5 SPG: 1.1 BPG: 0.0 FG%: .354 3FG%: .355 FT%: .636

Last Time Out

- Contributed 2 points, 4 rebounds and 1 assist against Weber State

Scan for Cusick's bio on BYUcougars.com



In 2012-13

- Has hit a three in 8 of 10 games, and posted 2-plus assists in 9 of 10 games this season
- Totaled 6 points, 3 rebounds, 2 assists and 3 steals vs. Montana
- Posted 7 points on 3 of 3 shooting, a career-high 8 rebounds, 4 assists and 1 steal vs. UTSA
- Had 5 points, 2 assists and 1 rebound vs. Notre Dame
- Scored 10 points and added 2 rebounds and 3 assists vs. Florida State
- Scored 6 points and added 4 rebounds and 4 assists against Tennessee State

In 2011-12

- Named Academic All-WCC and to the NABC Honors Court and received Silver Honors on the WCC Commissioner's Honor Roll
- Posted season highs of 12 points, 4 rebounds, 8 assists and 4 steals

Other

- Parents are Randy and Debbie Cusick
- Wife's name is Sadie

2012-13 SEASON HIGHS

PTS	10, vs. Florida State – 11/16/12
1st H	5 vs. Utah – 12/8/12
2nd H	10, vs. Florida State – 11/16/12
REB	8, vs. UTSA – 11/21/12
AST	4, TSU – 11/9/12, UTSA – 11/21/12
STL	3, vs. Montana – 11/28/12
BLK	—
FGM	3, twice, last UTSA – 11/21/12
FGA	11, vs. Florida State – 11/16/12
3PM	2, 3 times, last vs. Utah – 12/8/12
3PA	7, vs. Florida State – 11/16/12
FTM	2, 3 times, last vs. Utah – 12/8/12
FTA	5, Tennessee State – 11/9/12

CAREER HIGHS

PTS	12, twice, last vs. Marquette – 3/15/12
REB	8, vs. UTSA – 11/21/12
AST	8, 2 times, last vs. Iona – 3/13/12
STL	4, at Portland – 2/4/12
BLK	—
FGM	4, at Portland – 2/4/12
FGA	11, vs. Florida State – 11/16/12
3PM	3, twice, last vs. Marquette – 3/15/12
3PA	7, vs. Florida State – 11/16/12
FTM	4, twice, last at Pepperdine – 1/21/12
FTA	6, at Pepperdine – 1/21/12

MISCELLANEOUS

	12-13	Career
Double-Figure PTS	1 (0-1)	4 (2-2)
20-plus Pts	0 (0-0)	0 (0-0)
Double-Figure REB	0 (0-0)	0 (0-0)
Double-Doubles	0 (0-0)	0 (0-0)
3-plus STL	1 (1-0)	2 (2-0)
3-plus BLK	0 (0-0)	0 (0-0)
3-plus 3-point FG	0 (0-0)	2 (1-1)
Scoring Leader	0 (0-0)	0 (0-0)
Rebound Leader	0 (0-0)	0 (0-0)
Assist Leader	2 (1-1)	8 (4-4)

2012-13 GAME-BY-GAME

Opponent	Date	GS	Min	FG	FGA	Pct	3FG	FGA	Pct	FT	FTA	Pct	Off	Def	TR	Avg	PF	FO	A	TO	Blk	Stl	Pts	Avg	
TENNESSEE STATE	11/09/12		22	2	4	.500	1	1	1.000	1	5	.200	0	4	4	4.0	0	0	4	3	0	0	6	6.0	
GEORGIA STATE	11/13/12		23	1	5	.200	1	4	.250	0	0	.000	0	1	1	2.5	1	0	2	1	0	2	3	4.5	
vs. Florida State	11/16/12		30	3	11	.273	2	7	.286	2	2	1.000	1	1	2	2.3	3	0	3	0	0	1	10	6.3	
vs. Notre Dame	11/17/12		13	1	3	.333	1	2	.500	2	2	1.000	0	1	1	2.0	2	0	2	1	0	0	5	6.0	
UTSA	11/21/12		29	3	3	1.000	1	1	1.000	0	0	.000	0	8	8	3.2	1	0	4	3	0	1	7	6.2	
CS NORTHRIDGE	11/24/12	*	33	2	6	.333	1	4	.250	0	0	.000	1	2	3	3.2	0	0	2	2	0	1	5	6.0	
vs. Montana	11/28/12	*	27	2	6	.333	2	5	.400	0	0	.000	0	3	3	3.1	3	0	2	0	0	3	6	6.0	
at Iowa State	12/01/12	*	22	0	1	.000	0	1	.000	0	0	.000	0	3	3	3.1	1	0	3	1	0	1	0	5.3	
UTAH	12/08/12	*	29	2	6	.333	2	5	.400	2	2	1.000	0	0	0	2.8	2	0	2	2	0	2	8	5.6	
at Weber State	12/15/12	*	23	1	3	.333	0	1	.000	0	0	.000	0	4	4	2.9	3	0	1	0	0	0	2	5.2	
EASTERN NM	12/18/12																								
at Baylor	12/21/12																								
NORTHERN ARIZONA	12/27/12																								
vs. Virginia Tech	12/29/12																								
LMU	01/03/13																								
at San Francisco	01/05/13																								
PEPPERDINE	01/10/13																								
at Santa Clara	01/12/13																								
SAINT MARY'S	01/16/13																								
SAN DIEGO	01/19/13																								
at Gonzaga	01/24/13																								
at Portland	01/26/13																								
at Pepperdine	01/31/13																								
SANTA CLARA	02/02/13																								
at San Diego	02/07/13																								
SAN FRANCISCO	02/09/13																								
PORTLAND	02/16/13																								
UTAH STATE	02/19/13																								
at Saint Mary's	02/21/13																								
GONZAGA	02/28/13																								
at LMU	03/02/13																								
Totals			5	251	17	48	.354	11	31	.355	7	11	.636	2	27	29	2.9	16	0	25	13	0	11	52	5.2

CAREER STATISTICS (ALL GAMES)

Year	GP	GS	Min	Avg	FG	FGA	Pct	3FG	FGA	Pct	FT	FTA	Pct	Off	Def	TR	Avg	PF	FO	A	TO	Blk	Stl	Pts	Avg
2011-12	35	3	588	16.8	33	89	.371	22	58	.379	22	34	.647	5	47	52	1.5	39	0	74	25	0	29	110	3.1
2012-13	10	5	251	25.1	17	48	.354	11	31	.355	7	11	.636	2	27	29	2.9	16	0	25	13	0	11	52	5.2
TOTAL	45	8	839	18.6	50	137	.365	33	89	.371	29	45	.644	7	74	81	1.8	55	0	99	38	0	40	162	3.6

CAREER STATISTICS (CONFERENCE GAMES)

Year	GP	GS	Min	Avg	FG	FGA	Pct	3FG	FGA	Pct	FT	FTA	Pct	Off	Def	TR	Avg	PF	FO	A	TO	Blk	Stl	Pts	Avg
2011-12	16	0	286	17.9	18	49	.367	14	30	.467	10	16	.625	4	21	25	1.6	17	0	29	12	0	17	60	3.8
TOTAL	16	0	286	17.9	18	49	.367	14	30	.467	10	16	.625	4	21	25	1.6	17	0	29	12	0	17	60	3.8

**3 — TYLER HAWS**

6-5 • 200 • SOPHOMORE • GUARD • ALPINE, UTAH (LONE PEAK HS)

2012-13 SEASON — PPG: 20.4 RPG: 5.6 APG: 2.9 SPG: 1.3 BPG: 0.3 FG%: .453 3FG%: .343 FT%: .949**Last Time Out**

- Scored 23 points and went 10 for 10 from the free throw line for the second-straight game vs. Weber State

Scan for Cusick's bio on
BYUcougars.com**In 2012-13**

- Has scored 20-plus points in 7 of 10 games this season
- Has shot a perfect 100 percent from the free throw line six times this season
- Scored a career-high 32 points and hit a career-best 12 of 12 from the free throw line vs. CSUN
- Named to the Acura Coaches vs. Cancer Classic All-Tournament Team
- Totaled team highs of 21 points and 4 assists against Notre Dame and added 8 rebounds and 2 steals
- Posted a near double-double with 23 points, 9 rebounds, 5 steals, 1 block and 3 steals vs. Florida State

In 2009-10

- Named to All-MWC Third Team, Academic All-MWC and HoopTV Las Vegas Classic All-Tournament Team
- Averaged 11.3 points and 4.2 rebounds and shot .498 from the field, .368 from three and .917 from the free throw line

Other

- Named 5A state MVP as a junior and senior by the Salt Lake Tribune and as a sophomore by the Deseret News
- Led Lone Peak to state titles as a sophomore and junior and a second-place finish as a senior

2012-13 SEASON HIGHS

PTS	32, vs. CSUN – 11/24/12
1st H	17, vs. CSUN – 11/24/12
2nd H	17, vs. Notre Dame – 11/17/12
REB	9, vs. Florida State – 11/16/12
AST	5, GSU – 11/13/12, vs. FSU – 11/16/12
STL	3, vs. Florida State – 11/16/12
BLK	1, twice, last vs. Montana – 11/28/12
FGM	10, vs. Florida State – 11/16/12
FGA	20, twice, last vs. UND – 11/17/12
3PM	4, Georgia State – 11/13/12
3PA	6, Georgia State – 11/13/12
FTM	12, vs. CSUN – 11/24/12
FTA	12, vs. CSUN – 11/24/12

CAREER HIGHS

PTS	32, vs. CSUN – 11/24/12
REB	11, twice, last, at UTEP – 1/9/10
AST	6, Idaho State – 11/17/09
STL	4, Air Force – 2/13/10
BLK	2, Idaho State – 11/17/09
FGM	10, vs. Florida State – 11/16/12
FGA	20, twice, last vs. UND – 11/17/12
3PM	4, Wyoming – 1/20/10, GSU – 11/13/12
3PA	8, New Mexico – 2/27/10
FTM	12, vs. CSUN – 11/24/12
FTA	12, vs. CSUN – 11/24/12

MISCELLANEOUS

	12-13	Career
Double-Figure PTS	8 (6-2)	28 (24-4)
20-plus Pts	6 (4-2)	10 (8-2)
Double-Figure REB	0 (0-0)	2 (2-0)
Double-Doubles	0 (0-0)	2 (2-0)
3-plus STL	1 (0-1)	3 (2-1)
3-plus BLK	0 (0-0)	0 (0-0)
3-plus 3-point FG	1 (1-0)	5 (4-1)
Scoring Leader	4 (2-2)	9 (7-2)
Rebound Leader	1 (0-1)	9 (7-2)
Assist Leader	4 (1-3)	6 (3-3)

2012-13 GAME-BY-GAME

Opponent	Date	GS	Min	FG	FGA	Pct	3FG	FGA	Pct	FT	FTA	Pct	Off	Def	TR	Avg	PF	FO	A	TO	Blk	Stl	Pts	Avg	
TENNESSEE STATE	11/09/12	*	30	7	15	.467	0	2	.000	8	9	.889	0	4	4	4.0	1	0	1	1	0	0	22	22.0	
GEORGIA STATE	11/13/12	*	32	8	12	.667	4	6	.667	2	2	1.000	1	6	7	5.5	0	0	5	4	0	2	22	22.0	
vs. Florida State	11/16/12	*	35	10	20	.500	1	4	.250	2	2	1.000	6	3	9	6.7	3	0	5	3	1	3	23	22.3	
vs. Notre Dame	11/17/12	*	40	8	20	.400	0	2	.000	5	6	.833	2	6	8	7.0	2	0	4	2	0	2	21	22.0	
UTSA	11/21/12	*	35	8	16	.500	2	4	.500	2	2	1.000	2	4	6	6.8	1	0	3	3	0	0	20	21.6	
CS NORTHRIDGE	11/24/12	*	33	9	17	.529	2	4	.500	12	12	1.000	3	3	6	6.7	2	0	1	2	0	0	32	23.3	
vs. Montana	11/28/12	*	31	6	12	.500	1	4	.250	5	6	.833	0	2	2	6.0	0	0	3	3	1	1	18	22.6	
at Iowa State	12/01/12	*	29	4	13	.308	1	4	.250	0	0	.000	1	1	2	5.5	2	0	3	5	0	2	9	20.9	
UTAH	12/08/12	*	34	2	10	.200	0	3	.000	10	10	1.000	2	4	6	5.6	2	0	1	1	0	1	14	20.1	
at Weber State	12/15/12	*	38	6	15	.400	1	2	.500	10	10	1.000	2	4	6	5.6	2	0	3	1	1	2	23	20.4	
EASTERN NM	12/18/12																								
at Baylor	12/21/12																								
NORTHERN ARIZONA	12/27/12																								
vs. Virginia Tech	12/29/12																								
LMU	01/03/13																								
at San Francisco	01/05/13																								
PEPPERDINE	01/10/13																								
at Santa Clara	01/12/13																								
SANTA MARY'S	01/16/13																								
SAN DIEGO	01/19/13																								
at Gonzaga	01/24/13																								
at Portland	01/26/13																								
at Pepperdine	01/31/13																								
SANTA CLARA	02/02/13																								
at San Diego	02/07/13																								
SAN FRANCISCO	02/09/13																								
PORTLAND	02/16/13																								
UTAH STATE	02/19/13																								
at Saint Mary's	02/21/13																								
GONZAGA	02/28/13																								
at LMU	03/02/13																								
Totals			10	337	68	150	.453	12	35	.343	56	59	.949	19	37	56	5.6	15	0	29	25	3	13	204	20.4

CAREER STATISTICS (ALL GAMES)

Year	GP	GS	Min	Avg	FG	FGA	Pct	3FG	FGA	Pct	FT	FTA	Pct	Off	Def	TR	Avg	PF	FO	A	TO	Blk	Stl	Pts	Avg
2009-10	35	33	924	26.4	131	263	.498	25	68	.368	110	120	.917	49	97	146	4.2	53	0	54	41	5	26	397	11.3
2012-13	10	10	337	33.7	68	150	.453	12	35	.343	56	59	.949	19	37	56	5.6	15	0	29	25	3	13	204	20.4
TOTAL	45	43	1261	28.0	199	413	.482	37	103	.359	166	179	.927	68	134	202	4.5	68	0	83	66	8	39	601	13.4

CAREER STATISTICS (CONFERENCE GAMES)

Year	GP	GS	Min	Avg	FG	FGA	Pct	3FG	FGA	Pct	FT	FTA	Pct	Off	Def	TR	Avg	PF	FO	A	TO	Blk	Stl	Pts	Avg
2009-10	16	16	424	26.5	57	129	.442	14	37	.378	51	55	.927	24	40	64	4.0	18	0	28	18	2	13	179	11.2
TOTAL	16	16	424	26.5	57	129	.442	14	37	.378	51	55	.927	24	40	64	4.0	18	0	28	18	2	13	179	11.2


5 — AGUSTIN AMBROSINO 6-8 • 225 • JUNIOR • FORWARD • CORDOBA, ARGENTINA (SALT LAKE CC)
2012-13 SEASON — PPG: 1.9 RPG: 0.9 APG: 0.22 SPG: 0.1 BPG: 0.2 FG%: .462 3FG%: .417 FT%: .000
Last Time Out

- Played 8 minutes against Weber State

 Scan for Ambrosino's bio on
BYUcougars.com

In 2012-13

- Hit 2 of 2 from three for 6 points against Montana
- Posted career highs of 6 points, 2 made threes, 3 rebounds and 2 assists vs. UTSA
- Grabbed 2 rebounds in 2 minutes vs. Notre Dame
- Post 3 points in his BYU debut vs. Tennessee State

Before BYU

- Played at Salt Lake Community College for Todd Phillips in 2011-12
- Averaged 9.6 points and 5.3 rebounds while shooting .498 from the field, .438 from three and .778 from the free throw line as SLCC went 22-9
- Earned All-SWAC honors

Other

- Parents are Nestor Ambrosino and Maria Alejandra Noriega and has two sisters
- His father Nestor played minor league basketball in Argentina

2012-13 SEASON HIGHS

PTS	6, twice, last vs. Montana – 11/28/12
1st H	6, UTSA – 11/21/12
2nd H	3, vs. Montana – 11/28/12
REB	3, UTSA – 11/21/12
AST	2, UTSA – 11/21/12
STL	1, vs. Florida State – 11/16/12
BLK	1, GSU – 11/13/12, vs. FSU – 11/16/12
FGM	2, twice, last vs. Montana – 11/28/12
FGA	2, 5 times, last vs. Montana – 11/28/12
3PM	2, twice, last vs. Montana – 11/28/12
3PA	2, 4 times, last vs. Montana – 11/28/12
FTM	—
FTA	—

MISCELLANEOUS

	12-13	Career
Double-Figure PTS	0 (0-0)	0 (0-0)
20-plus Pts	0 (0-0)	0 (0-0)
Double-Figure REB	0 (0-0)	0 (0-0)
Double-Doubles	0 (0-0)	0 (0-0)
3-plus STL	0 (0-0)	0 (0-0)
3-plus BLK	0 (0-0)	0 (0-0)
3-plus 3-point FG	0 (0-0)	0 (0-0)
Scoring Leader	0 (0-0)	0 (0-0)
Rebound Leader	0 (0-0)	0 (0-0)
Assist Leader	0 (0-0)	0 (0-0)

2012-13 GAME-BY-GAME


Opponent	Date	GS	Min	FG	FGA	Pct	3FG	FGA	Pct	FT	FTA	Pct	Off	Def	TR	Avg	PF	FO	A	TO	Blk	Stl	Pts	Avg	
TENNESSEE STATE	11/09/12		5	1	2	.500	1	2	.500	0	0	.000	0	0	0	0.0	1	0	0	0	0	0	3	3.0	
GEORGIA STATE	11/13/12		7	0	2	.000	0	2	.000	0	0	.000	0	0	0	0.0	1	0	0	0	1	0	0	1.5	
vs. Florida State	11/16/12		14	0	1	.000	0	1	.000	0	0	.000	0	1	1	0.3	1	0	0	1	1	1	0	1.0	
vs. Notre Dame	11/17/12		2	0	1	.000	0	1	.000	0	0	.000	0	2	2	0.8	0	0	0	1	0	0	0	0.8	
UTSA	11/21/12		9	2	2	1.000	2	2	1.000	0	0	.000	1	2	3	1.2	2	0	2	3	0	0	6	1.8	
CS NORTHBRIDGE	11/24/12	*	7	1	2	.500	0	1	.000	0	0	.000	0	1	1	1.2	3	0	0	1	0	0	2	1.8	
vs. Montana	11/28/12		7	2	2	1.000	2	2	1.000	0	0	.000	1	0	1	1.1	0	0	0	1	0	0	6	2.4	
at Iowa State	12/01/12		3	0	0	.000	0	0	.000	0	0	.000	0	0	0	1.0	1	0	0	0	0	0	0	2.1	
UTAH	12/08/12		DNP																						
at Weber State	12/15/12		8	0	1	.000	0	1	.000	0	0	.000	0	0	0	0.9	0	0	0	0	0	0	0	1.9	
EASTERN NM	12/18/12																								
at Baylor	12/21/12																								
NORTHERN ARIZONA	12/27/12																								
vs. Virginia Tech	12/29/12																								
LMU	01/03/13																								
at San Francisco	01/05/13																								
PEPPERDINE	01/10/13																								
at Santa Clara	01/12/13																								
SAINT MARY'S	01/16/13																								
SAN DIEGO	01/19/13																								
at Gonzaga	01/24/13																								
at Portland	01/26/13																								
at Pepperdine	01/31/13																								
SANTA CLARA	02/02/13																								
at San Diego	02/07/13																								
SAN FRANCISCO	02/09/13																								
PORTLAND	02/16/13																								
UTAH STATE	02/19/13																								
at Saint Mary's	02/21/13																								
GONZAGA	02/28/13																								
at LMU	03/02/13																								
Totals			1	62	6	13	.462	5	12	.417	0	0	.000	2	6	8	0.9	9	0	2	7	2	1	17	1.9

CAREER STATISTICS (ALL GAMES)

Year	GP	GS	Min	Avg	FG	FGA	Pct	3FG	FGA	Pct	FT	FTA	Pct	Off	Def	TR	Avg	PF	FO	A	TO	Blk	Stl	Pts	Avg
2012-13	9	1	62	6.9	6	13	.462	5	12	.417	0	0	.000	2	6	8	0.9	9	0	2	7	2	1	17	1.9
TOTAL	9	1	62	6.9	6	13	.462	5	12	.417	0	0	.000	2	6	8	0.9	9	0	2	7	2	1	17	1.9

CAREER STATISTICS (CONFERENCE GAMES)

Year	GP	GS	Min	Avg	FG	FGA	Pct	3FG	FGA	Pct	FT	FTA	Pct	Off	Def	TR	Avg	PF	FO	A	TO	Blk	Stl	Pts	Avg
2012-13	0	0	0	0.0	0	0	.000	0	0	.000	0	0	.000	0	0	0	0.0	0	0	0	0	0	0	0	0.0
TOTAL	0	0	0	0.0	0	0	.000	0	0	.000	0	0	.000	0	0	0	0.0	0	0	0	0	0	0	0	0.0



10 — MATT CARLINO 6-2 • 175 • SOPHOMORE • GUARD • SCOTTSDALE, ARIZ. (BLOOMINGTON SOUTH HS)

2012-13 SEASON — PPG: 7.5 RPG: 3.0 APG: 4.3 SPG: 1.3 BPG: 0.0 FG%: .388 3FG%: .229 FT%: .625

Last Time Out

- Contributed 6 points, 4 rebounds and 2 assists vs. Weber State

Scan for Carlino's bio on
BYUcougars.com



In 2012-13

- Owns an assist/turnover ratio of 2.0 ... averaging just 1.6 turnovers per game in the last 7 games
- Put up a season-high 19 points, 5 assists and 3 steals and made a career-high 5 3-pointers against Utah
- Posted 12 points against Iowa State
- Came off the bench for the first time since 12/17/11 and posted 8 points and 6 assists against CSUN
- Against Georgia State posted 11 points, 7 assists, 4 rebounds and 4 steals

In 2011-12

- Named All-WCC Honorable Mention and to the WCC All-Freshman Team
- Averaged 12.2 points, 4.6 assists, 3.0 rebounds and 1.4 steals and started in 24 of 25 games played
- Posted season highs of 30 points, 7 rebounds, 11 assists and 4 steals

Other

- Redshirted at BYU in 2010-11 after transferring from UCLA
- Led Bloomington South to a 23-1 record while averaging 13.4 points, 5.9 rebounds and 4.3 assists per game

2012-13 SEASON HIGHS

PTS	19, Utah - 12/8/12
1st H	8, Utah - 12/8/12
2nd H	11, Utah - 12/8/12
REB	5, Tennessee State — 11/9/12
AST	10, Tennessee State — 11/9/12
STL	4, Georgia State — 11/13/12
BLK	—
FGM	7, Utah - 12/8/12
FGA	13, Utah - 12/8/12
3PM	5, Utah - 12/8/12
3PA	10, Utah - 12/8/12
FTM	3, Tennessee State — 11/9/12
FTA	4, Tennessee State — 11/9/12

CAREER HIGHS

PTS	30, at San Francisco — 2/16/12
REB	7, twice, last at San Diego — 1/16/12
AST	11, Buffalo — 12/20/11
STL	4, at USF — 2/16/12, GSU — 11/13/12
BLK	1, 7 times, last vs. San Diego — 3/2/12
FGM	13, at San Francisco — 2/16/12
FGA	23, at Gonzaga — 2/23/12
3PM	5, Utah - 12/8/12
3PA	10, Utah - 12/8/12
FTM	7, at Portland — 2/4/12
FTA	8, at Portland — 2/4/12

MISCELLANEOUS

	12-13	Career
Double-Figure PTS	3 (2-1)	17 (11-6)
20-plus Pts	0 (0-0)	3 (3-0)
Double-Figure REB	0 (0-0)	0 (0-0)
Double-Doubles	0 (0-0)	1 (1-0)
3-plus STL	2 (2-0)	7 (7-0)
3-plus BLK	0 (0-0)	0 (0-0)
3-plus 3-point FG	0 (0-0)	7 (4-3)
Scoring Leader	1 (1-0)	4 (2-2)
Rebound Leader	0 (0-0)	0 (0-0)
Assist Leader	5 (4-1)	20 (14-6)

2012-13 GAME-BY-GAME


Opponent	Date	GS	Min	FG	FGA	Pct	3FG	FGA	Pct	FT	FTA	Pct	Off	Def	TR	Avg	PF	FO	A	TO	Blk	Stl	Pts	Avg	
TENNESSEE STATE	11/09/12	*	30	3	6	.500	0	3	.000	3	4	.750	0	5	5	5.0	2	0	10	4	0	1	9	9.0	
GEORGIA STATE	11/13/12	*	32	5	8	.625	1	2	.500	0	0	.000	0	4	4	4.5	1	0	7	4	0	4	11	10.0	
vs. Florida State	11/16/12	*	16	0	9	.000	0	4	.000	0	1	.000	2	1	3	4.0	0	0	2	2	0	0	0	6.7	
vs. Notre Dame	11/17/12	*	30	1	5	.200	0	4	.000	0	0	.000	0	2	2	3.5	0	0	3	0	0	2	2	5.5	
UTSA	11/21/12	*	10	1	8	.125	0	2	.000	0	0	.000	2	0	2	3.2	1	0	3	1	0	0	2	4.8	
CS NORTHBRIDGE	11/24/12		20	4	9	.444	0	2	.000	0	0	.000	2	0	2	3.0	1	0	6	1	0	1	8	5.3	
vs. Montana	11/28/12		24	2	4	.500	1	1	1.000	1	2	.500	1	1	2	2.9	2	0	2	0	0	1	6	5.4	
at Iowa State	12/01/12		24	5	11	.455	1	4	.250	1	1	1.000	0	3	3	2.9	1	0	3	1	0	0	12	6.3	
UTAH	12/08/12		30	7	13	.538	5	10	.500	0	0	.000	0	3	3	2.9	2	0	5	2	0	3	19	7.7	
at Weber State	12/15/12	*	30	3	7	.429	0	3	.000	0	0	.000	0	4	4	3.0	3	0	2	6	0	1	6	7.5	
EASTERN NM	12/18/12																								
at Baylor	12/21/12																								
NORTHERN ARIZONA	12/27/12																								
vs. Virginia Tech	12/29/12																								
LMU	01/03/13																								
at San Francisco	01/05/13																								
PEPPERDINE	01/10/13																								
at Santa Clara	01/12/13																								
SAINT MARY'S	01/16/13																								
SAN DIEGO	01/19/13																								
at Gonzaga	01/24/13																								
at Portland	01/26/13																								
at Pepperdine	01/31/13																								
SANTA CLARA	02/02/13																								
at San Diego	02/07/13																								
SAN FRANCISCO	02/09/13																								
PORTLAND	02/16/13																								
UTAH STATE	02/19/13																								
at Saint Mary's	02/21/13																								
GONZAGA	02/28/13																								
at LMU	03/02/13																								
Totals			6	246	31	80	.388	8	35	.229	5	8	.625	7	23	30	3.0	13	0	43	21	0	13	75	7.5

CAREER STATISTICS (ALL GAMES)

Year	GP	GS	Min	Avg	FG	FGA	Pct	3FG	FGA	Pct	FT	FTA	Pct	Off	Def	TR	Avg	PF	FO	A	TO	Blk	Stl	Pts	Avg
2011-12	25	24	692	27.7	110	274	.401	41	124	.331	44	58	.759	9	66	75	3.0	58	2	115	75	7	36	305	12.2
2012-13	10	6	246	24.6	31	80	.388	8	35	.229	5	8	.625	7	23	30	3.0	13	0	43	21	0	13	75	7.5
TOTAL	35	30	938	26.8	141	354	.398	49	159	.308	49	66	.742	16	89	105	3.0	71	2	158	96	7	49	380	10.9

CAREER STATISTICS (CONFERENCE GAMES)

Year	GP	GS	Min	Avg	FG	FGA	Pct	3FG	FGA	Pct	FT	FTA	Pct	Off	Def	TR	Avg	PF	FO	A	TO	Blk	Stl	Pts	Avg
2011-12	16	16	437	27.3	72	177	.407	23	77	.299	29	41	.707	7	43	50	3.1	37	2	74	36	4	22	196	12.3
TOTAL	16	16	437	27.3	72	177	.407	23	77	.299	29	41	.707	7	43	50	3.1	37	2	74	36	4	22	196	12.3



12 — JOSH SHARP

6-7 • 185 • SOPHOMORE • FORWARD • HIGHLAND, UTAH (UTAH)

2012-13 SEASON — PPG: 5.0 RPG: 4.9 APG: 0.4 SPG: 0.4 BPG: 0.7 FG%: .537 3FG%: .000 FT%: .545

Last Time Out

- Played 8 minutes against Weber St. and grabbed 2 rebounds

Scan for Sharp's bio on BYUcougars.com



In 2012-13

- Set new career highs in points vs. UTSA, CSUN and Montana
- Scored a career-high 13 points on 6 of 8 shooting and added 8 rebounds vs. Montana
- Scored a then career-best 9 points and added 3 rebounds and 2 blocks vs. CSUN
- Had 8 points and added 6 rebounds, 1 block and 1 steal vs. UTSA
- Totaled 7 points and a set a new career high with 10 rebounds vs. Notre Dame

In 2011-12

- Played in 28 games and averaged 1.2 points and 1.4 rebounds
- Received Bronze Honors on the WCC Commissioner's Honor Roll

Other

- Parents are Joe and Debbie Sharp
- Wife's name is Jordan
- Served a mission for The Church of Jesus Christ of Latter-day Saints in Houston

2012-13 SEASON HIGHS

PTS	13, vs. Montana – 11/28/12
1st H	7, CSUN – 11/24/12
2nd H	7, vs. Montana – 11/28/12
REB	10, vs. Notre Dame – 11/17/12
AST	1, 4 times, last Weber St. – 12/15/12
STL	2, Utah - 12/8/12
BLK	2, twice, last CSUN – 11/24/12
FGM	6, vs. Montana – 11/28/12
FGA	8, vs. Montana – 11/28/12
3PM	—
3PA	1, twice, last vs. UT – 12/8/12
FTM	3, vs. Notre Dame – 11/17/12
FTA	3, vs. Notre Dame – 11/17/12

CAREER HIGHS

PTS	13, vs. Montana – 11/28/12
REB	10, vs. Notre Dame – 11/17/12
AST	3, Longwood – 11/18/11
STL	2, Utah - 12/8/12
BLK	2, twice, last CSUN – 11/24/12
FGM	6, vs. Montana – 11/28/12
FGA	8, vs. Montana – 11/28/12
3PM	1, Prairie View A&M – 11/22/11
3PA	1, seven times, last, vs. UT – 12/8/12
FTM	3, Pepp – 2/11/12, vs. UND – 11/17/12
FTA	4, twice, last, Pepperdine – 2/11/12

MISCELLANEOUS

	12-13	Career
Double-Figure PTS	1 (1-0)	1 (1-0)
20-plus Pts	0 (0-0)	0 (0-0)
Double-Figure REB	1 (0-1)	1 (0-1)
Double-Doubles	0 (0-0)	0 (0-0)
3-plus STL	0 (0-0)	0 (0-0)
3-plus BLK	0 (0-0)	0 (0-0)
3-plus 3-point FG	0 (0-0)	0 (0-0)
Scoring Leader	0 (0-0)	0 (0-0)
Rebound Leader	2 (1-1)	1 (0-1)
Assist Leader	0 (0-0)	0 (0-0)

2012-13 GAME-BY-GAME

Opponent	Date	GS	Min	FG	FGA	Pct	3FG	FGA	Pct	FT	FTA	Pct	Off	Def	TR	Avg	PF	FO	A	TO	Blk	Stl	Pts	Avg	
TENNESSEE STATE	11/09/12	*	26	3	5	.600	0	0	.000	1	2	.500	1	2	3	3.0	3	0	1	3	2	0	7	7.0	
GEORGIA STATE	11/13/12	*	25	2	4	.500	0	0	.000	0	0	.000	3	3	6	4.5	2	0	0	1	0	1	4	5.5	
vs. Florida State	11/16/12	*	9	0	0	.000	0	0	.000	0	0	.000	0	0	0	3.0	3	0	0	0	1	0	0	3.7	
vs. Notre Dame	11/17/12	*	38	2	6	.333	0	1	.000	3	3	1.000	7	3	10	4.8	3	0	1	1	0	0	7	4.5	
UTSA	11/21/12	*	30	4	5	.800	0	0	.000	0	0	.000	2	4	6	5.0	2	0	0	1	1	1	8	5.2	
CS NORTHRIDGE	11/24/12		23	4	7	.571	0	0	.000	1	2	.500	1	2	3	4.7	3	0	1	2	2	0	9	5.8	
vs. Montana	11/28/12	*	25	6	8	.750	0	0	.000	1	2	.500	5	3	8	5.1	3	0	0	1	0	0	13	6.9	
at Iowa State	12/01/12	*	12	0	0	.000	0	0	.000	0	0	.000	0	2	2	4.8	1	0	0	1	1	0	0	6.0	
UTAH	12/08/12	*	31	1	6	.167	0	1	.000	0	2	.000	3	6	9	5.2	4	0	0	0	0	2	2	5.6	
at Weber State	12/15/12	*	8	0	0	.000	0	0	.000	0	0	.000	0	2	2	4.9	4	0	1	0	0	0	0	5.0	
EASTERN NM	12/18/12																								
at Baylor	12/21/12																								
NORTHERN ARIZONA	12/27/12																								
vs. Virginia Tech	12/29/12																								
LMU	01/03/13																								
at San Francisco	01/05/13																								
PEPPERDINE	01/10/13																								
at Santa Clara	01/12/13																								
SAINT MARY'S	01/16/13																								
SAN DIEGO	01/19/13																								
at Gonzaga	01/24/13																								
at Portland	01/26/13																								
at Pepperdine	01/31/13																								
SANTA CLARA	02/02/13																								
at San Diego	02/07/13																								
SAN FRANCISCO	02/09/13																								
PORTLAND	02/16/13																								
UTAH STATE	02/19/13																								
at Saint Mary's	02/21/13																								
GONZAGA	02/28/13																								
at LMU	03/02/13																								
Totals			9	227	22	41	.537	0	2	.000	6	11	.545	22	27	49	4.9	28	0	4	10	7	4	50	5.0

CAREER STATISTICS (ALL GAMES)

Year	GP	GS	Min	Avg	FG	FGA	Pct	3FG	FGA	Pct	FT	FTA	Pct	Off	Def	TR	Avg	PF	FO	A	TO	Blk	Stl	Pts	Avg
2011-12	28	0	197	7.0	9	23	.391	1	5	.200	14	23	.609	16	22	38	1.4	21	0	12	12	3	4	33	1.2
2012-13	10	9	227	22.7	22	41	.537	0	2	.000	6	11	.545	22	27	49	4.9	28	0	4	10	7	4	50	5.0
TOTAL	38	9	424	11.2	31	64	.484	1	7	.143	20	34	.588	38	49	87	2.3	49	0	16	22	10	8	83	2.2

CAREER STATISTICS (CONFERENCE GAMES)

Year	GP	GS	Min	Avg	FG	FGA	Pct	3FG	FGA	Pct	FT	FTA	Pct	Off	Def	TR	Avg	PF	FO	A	TO	Blk	Stl	Pts	Avg
2011-12	13	0	63	4.8	0	4	.000	0	1	.000	10	14	.714	6	4	10	0.8	7	0	3	2	3	2	10	0.8
TOTAL	13	0	63	4.8	0	4	.000	0	1	.000	10	14	.714	6	4	10	0.8	7	0	3	2	3	2	10	0.8



13 — BROCK ZYLSTRA

6-6 • 210 • SENIOR • GUARD • LA VERNE, CALIF. (BONITA HS)

2012-13 SEASON — PPG: 7.4 RPG: 4.0 APG: 2.2 SPG: 1.1 BPG: 0.1 FG%: .377 3FG%: .341 FT%: .800

Last Time Out

- Played 11 minutes against Weber State and contributed 2 rebounds

Scan for Zylstra's bio on BYUcougars.com



In 2012-13

- Has hit a three in eight of 10 games including 2 threes in six of 10 games and has scored in double figures 4 times
- Posted season highs of 14 points, 7 rebounds, 5 assists and 1 block vs. CSUN
- Had 10 points, 4 rebounds and 3 assists vs. Notre Dame
- Against Florida State had 10 points, 3 rebounds, 4 assists and 4 steals
- Against Tennessee State posted 11 points, 4 rebounds and 1 assist and hit 2 threes

In 2011-12

- Received the Most Improved Player Award at the team banquet and Bronze Honors on the WCC Commissioner's Honor Roll
- Posted season highs of 26 points, 9 rebounds, 5 assists and 4 steals

Other

- Parents are Dave and Maxine Zylstra
- Wife's name is Sarah and they have a daughter, Sophia

2012-13 SEASON HIGHS

PTS	14, CSUN – 11/24/12
1st H	10, vs. Notre Dame – 11/17/12
2nd H	9, CSUN – 11/24/12
REB	7, CSUN – 11/24/12
AST	5, CSUN – 11/24/12
STL	4, vs. Florida State – 11/16/12
BLK	1, CSUN – 11/24/12
FGM	4, 3 times, last CSUN – 11/24/12
FGA	10, vs. Florida State – 11/16/12
3PM	2, 6 times, last vs. Montana – 11/28/12
3PA	5, 5 times, last vs. Iowa St. – 12/01/12
FTM	4, CSUN – 11/24/12
FTA	5, CSUN – 11/24/12

CAREER HIGHS

PTS	26, Buffalo – 12/20/11
REB	9, Portland – 2/25/12
AST	5, twice, last CSUN – 11/24/12
STL	4, three times, last vs. FSU – 11/16/12
BLK	1, 9 times, last, CSUN – 11/24/12
FGM	9, Buffalo – 12/20/11
FGA	16, Buffalo – 12/20/11
3PM	6, vs. San Francisco – 1/7/12
3PA	10, Buffalo – 12/20/11
FTM	6, at Portland – 2/4/12
FTA	9, at Portland – 2/4/12

MISCELLANEOUS

	12-13	Career
Double-Figure PTS	4 (2-2)	13 (11-2)
20-plus Pts	0 (0-0)	4 (4-0)
Double-Figure REB	0 (0-0)	0 (0-0)
Double-Doubles	0 (0-0)	0 (0-0)
3-plus STL	1 (0-1)	4 (2-2)
3-plus BLK	0 (0-0)	0 (0-0)
3-plus 3-point FG	0 (0-0)	7 (7-0)
Scoring Leader	0 (0-0)	4 (4-0)
Rebound Leader	0 (0-0)	2 (2-0)
Assist Leader	0 (0-0)	1 (0-1)

2012-13 GAME-BY-GAME

Opponent	Date	GS	Min	FG	FGA	Pct	3FG	FGA	Pct	FT	FTA	Pct	Off	Def	TR	Avg	PF	FO	A	TO	Blk	Stl	Pts	Avg	
TENNESSEE STATE	11/09/12	*	22	4	7	.571	2	4	.500	1	1	1.000	0	4	4	4.0	2	0	1	1	0	0	11	11.0	
GEORGIA STATE	11/13/12	*	16	3	7	.429	2	5	.400	0	0	.000	0	2	2	3.0	3	0	1	1	0	1	8	9.5	
vs. Florida State	11/16/12	*	31	3	10	.300	2	5	.400	2	2	1.000	1	2	3	3.0	3	0	4	0	0	4	10	9.7	
vs. Notre Dame	11/17/12	*	35	4	9	.444	2	4	.500	0	0	.000	0	4	4	3.3	3	0	3	2	0	0	10	9.8	
UTSA	11/21/12	*	32	2	5	.400	1	3	.333	0	0	.000	0	5	5	3.6	0	0	3	0	0	1	5	8.8	
CS NORTHBRIDGE	11/24/12	*	36	4	9	.444	2	5	.400	4	5	.800	0	7	7	4.2	4	0	5	2	1	2	14	9.7	
vs. Montana	11/28/12	*	28	3	6	.500	2	5	.400	0	0	.000	1	4	5	4.3	4	0	2	1	0	1	8	9.4	
at Iowa State	12/01/12	*	28	3	8	.375	1	5	.200	1	2	.500	1	2	3	4.1	2	0	2	1	0	2	8	9.3	
UTAH	12/08/12	*	21	0	6	.000	0	4	.000	0	0	.000	0	5	5	4.2	1	0	1	3	0	0	0	8.2	
at Weber State	12/15/12		11	0	2	.000	0	1	.000	0	0	.000	1	1	2	4.0	0	0	0	1	0	0	0	7.4	
EASTERN NM	12/18/12																								
at Baylor	12/21/12																								
NORTHERN ARIZONA	12/27/12																								
vs. Virginia Tech	12/29/12																								
LMU	01/03/13																								
at San Francisco	01/05/13																								
PEPPERDINE	01/10/13																								
at Santa Clara	01/12/13																								
SAINT MARY'S	01/16/13																								
SAN DIEGO	01/19/13																								
at Gonzaga	01/24/13																								
at Portland	01/26/13																								
at Pepperdine	01/31/13																								
SANTA CLARA	02/02/13																								
at San Diego	02/07/13																								
SAN FRANCISCO	02/09/13																								
PORTLAND	02/16/13																								
UTAH STATE	02/19/13																								
at Saint Mary's	02/21/13																								
GONZAGA	02/28/13																								
at LMU	03/02/13																								
Totals			9	260	26	69	.377	14	41	.341	8	10	.800	4	36	40	4.0	22	0	22	12	1	11	74	7.4

CAREER STATISTICS (ALL GAMES)

Year	GP	GS	Min	Avg	FG	FGA	Pct	3FG	FGA	Pct	FT	FTA	Pct	Off	Def	TR	Avg	PF	FO	A	TO	Blk	Stl	Pts	Avg
2009-10	20	0	63	3.2	7	18	.389	0	3	.000	5	8	.625	2	11	13	0.7	4	0	2	4	1	1	19	1.0
2010-11	29	0	150	5.2	10	32	.313	6	22	.273	7	12	.583	5	19	24	0.8	13	0	9	4	0	8	33	1.1
2011-12	34	28	959	28.2	97	213	.455	50	133	.376	38	59	.644	32	115	147	4.3	60	0	64	48	7	40	282	8.3
2012-13	10	9	260	26.0	26	69	.377	14	41	.341	8	10	.800	4	36	40	4.0	22	0	22	12	1	11	74	7.4
TOTAL	93	37	1432	15.4	140	332	.422	70	199	.352	58	89	.652	43	181	224	2.4	99	0	97	68	9	60	408	4.4

CAREER STATISTICS (CONFERENCE GAMES)

Year	GP	GS	Min	Avg	FG	FGA	Pct	3FG	FGA	Pct	FT	FTA	Pct	Off	Def	TR	Avg	PF	FO	A	TO	Blk	Stl	Pts	Avg
2009-10	8	0	24	3.0	3	7	.429	0	1	.000	2	4	.500	1	1	2	0.3	2	0	1	2	0	0	8	1.0
2010-11	11	0	40	3.6	2	7	.286	0	3	.000	3	7	.429	2	5	7	0.6	4	0	2	0	0	2	7	0.6
2011-12	15	9	426	28.4	41	88	.466	20	57	.351	20	33	.606	17	57	74	4.9	27	0	23	19	2	17	122	8.1
TOTAL	34	9	490	14.4	46	102	.451	20	61	.328	25	44	.568	20	63	83	2.4	33	0	26	21	2	19	137	4.0



20 — ANSON WINDER

6-3 • 195 • SOPHOMORE • GUARD • LAS VEGAS, NEV. (BISHOP GORMAN HS)

2012-13 SEASON — PPG: 0.7 RPG: 0.5 APG: 0.0 SPG: 0.0 BPG: 0.0 FG%: .200 3FG%: .000 FT%: .500

Last Time Out

- Did not play against Weber State

In 2012-13

- Played 8 minutes while contributing 3 points and 1 rebound against Utah
- Scored first point of the season on a free throw vs. UTSA
- Saw first action of the season against Florida State
- Did not play vs. Tennessee State due to a sprained ankle

In 2011-12

- Started 15 times and played in 34 games
- Posted season highs of 20 points, 4 rebounds, 9 assists, 4 steals and 2 blocks
- Was BYU's assist leader in 7 games, scored in double figures 5 times and had 3-plus steals 7 times

Other

- Parents are Chuck Winder and Teresa Williams
- Also recruited by Nevada, SMU, Portland, UC Riverside and Idaho
- Helped lead Bishop Gorman to back-to-back Nevada 4A state titles

Scan for Winder's bio on BYUcougars.com



2012-13 SEASON HIGHS

PTS	3, Utah - 12/8/12
1st H	—
2nd H	3, Utah - 12/8/12
REB	2, Iowa State - 12/01/12
AST	—
STL	—
BLK	—
FGM	1, Utah - 12/8/12
FGA	4, Utah - 12/8/12
3PM	—
3PA	2, Utah - 12/8/12
FTM	1, twice, last vs. UT — 12/8/12
FTA	2, twice, last vs. UT — 12/8/12

CAREER HIGHS

PTS	20, Buffalo — 12/20/11
REB	6, at San Francisco — 2/16/12
AST	9, vs Northern Arizona — 11/30/11
STL	4, vs Nevada — 11/25/11
BLK	2, vs Northern Arizona — 11/30/11
FGM	7, Buffalo — 12/20/11
FGA	9, vs Nevada — 11/25/11
3PM	6, Buffalo — 12/20/11
3PA	7, twice, last, Pepperdine — 2/11/12
FTM	3, twice, last, UCSB — 12/22/11
FTA	5, Longwood — 11/18/11

MISCELLANEOUS

	12-13	Career
Double-Figure PTS	0 (0-0)	5 (5-0)
20-plus Pts	0 (0-0)	1 (1-0)
Double-Figure REB	0 (0-0)	0 (0-0)
Double-Doubles	0 (0-0)	0 (0-0)
3-plus STL	0 (0-0)	7 (5-2)
3-plus BLK	0 (0-0)	0 (0-0)
3-plus 3-point FG	0 (0-0)	2 (2-0)
Scoring Leader	0 (0-0)	0 (0-0)
Rebound Leader	0 (0-0)	1 (1-0)
Assist Leader	0 (0-0)	7 (7-0)

2012-13 GAME-BY-GAME

Opponent	Date	GS	Min	FG	FGA	Pct	3FG	FGA	Pct	FT	FTA	Pct	Off	Def	TR	Avg	PF	FO	A	TO	Blk	Stl	Pts	Avg
TENNESSEE STATE	11/09/12	DNP																						
GEORGIA STATE	11/13/12	DNP																						
vs. Florida State	11/16/12		1	0	0	.000	0	0	.000	0	0	.000	0	0	0	0.0	1	0	0	0	0	0	0.0	
vs. Notre Dame	11/17/12	DNP																						
UTSA	11/21/12		2	0	0	.000	0	0	.000	1	2	.500	0	0	0	0.0	0	0	0	0	0	0	0.5	
CS NORTHBRIDGE	11/24/12		7	0	0	.000	0	0	.000	0	0	.000	0	0	0	0.0	0	0	0	0	0	0	0.3	
vs. Montana	11/28/12		4	0	1	.000	0	1	.000	0	0	.000	0	0	0	0.0	0	0	0	0	0	0	0.3	
at Iowa State	12/01/12		4	0	0	.000	0	0	.000	0	0	.000	1	1	2	0.4	1	0	0	0	0	0	0.2	
UTAH	12/08/12		8	1	4	.250	0	2	.000	1	2	.500	0	1	1	0.5	0	0	0	0	0	0	0.7	
at Weber State	12/15/12	DNP																						
EASTERN NM	12/18/12																							
at Baylor	12/21/12																							
NORTHERN ARIZONA	12/27/12																							
vs. Virginia Tech	12/29/12																							
LMU	01/03/13																							
at San Francisco	01/05/13																							
PEPPERDINE	01/10/13																							
at Santa Clara	01/12/13																							
SAINT MARY'S	01/16/13																							
SAN DIEGO	01/19/13																							
at Gonzaga	01/24/13																							
at Portland	01/26/13																							
at Pepperdine	01/31/13																							
SANTA CLARA	02/02/13																							
at San Diego	02/07/13																							
SAN FRANCISCO	02/09/13																							
PORTLAND	02/16/13																							
UTAH STATE	02/19/13																							
at Saint Mary's	02/21/13																							
GONZAGA	02/28/13																							
at LMU	03/02/13																							
Totals			0	26	1	.5	.200	0	3	.000	2	4	.500	1	2	3	0.5	2	0	0	0	0	4	0.7

CAREER STATISTICS (ALL GAMES)

Year	GP	GS	Min	Avg	FG	FGA	Pct	3FG	FGA	Pct	FT	FTA	Pct	Off	Def	TR	Avg	PF	FO	A	TO	Blk	Stl	Pts	Avg
2011-12	34	15	551	16.2	48	131	.366	25	84	.298	26	41	.634	3	50	53	1.6	40	0	57	32	3	35	147	4.3
2012-13	6	0	26	4.3	1	5	.200	0	3	.000	2	4	.500	1	2	3	0.5	2	0	0	0	0	0	4	0.7
TOTAL	40	15	577	14.4	49	136	.360	25	87	.287	28	45	.622	4	52	56	1.4	42	0	57	32	3	35	151	3.8

CAREER STATISTICS (CONFERENCE GAMES)

Year	GP	GS	Min	Avg	FG	FGA	Pct	3FG	FGA	Pct	FT	FTA	Pct	Off	Def	TR	Avg	PF	FO	A	TO	Blk	Stl	Pts	Avg
2011-12	16	7	238	14.9	23	62	.371	10	36	.278	11	14	.786	1	26	27	1.7	26	0	19	11	0	20	67	4.2
TOTAL	16	7	238	14.9	23	62	.371	10	36	.278	11	14	.786	1	26	27	1.7	26	0	19	11	0	20	67	4.2



23 — CORY CALVERT

6-3 • 185 • FRESHMAN • GUARD • PARKER, COLO. (CHAPARRAL HS)

2012-13 SEASON — PPG: 2.3 RPG: 0.5 APG: 0.4 SPG: 0.13 BPG: 0.0 FG%: .389 3FG%: .286 FT%: 1.00

Last Time Out

- Contributed a season-high 9 points in 10 minutes against Weber State ... hit 3 of 4 from the field and 2 of 2 from the free throw line and was just one of two Cougars to hit a three in the game

Scan for Calvert's bio on BYUCougars.com



In 2012-13

- Has played in 7 of 9 games this season
- Contributed a season-high 9 points in 10 minutes against Weber State
- Scored 4 points and dished out 2 assists vs. Florida State
- Posted 3 points and 1 rebound vs. Tennessee State

Before BYU

- Named the 2012 5A MVP in Colorado by the Denver Post and MaxPreps.com
- Named first-team all-state, Continental League Player of the Year and the Joint Effort Co-Player of the Year
- Led Chaparral to the 2012 5A state title and a 25-3 record while averaging 22.3 points, 6.0 rebounds and 5.1 assists

Other

- Parents are Cory and Michelle
- Has three sisters

2012-13 SEASON HIGHS

PTS	9, Weber State - 12/15/12
1st H	4, Weber State - 12/15/12
2nd H	5, Weber State - 12/15/12
REB	1, 4 times, last vs. Web. St. - 12/15/12
AST	2, vs. Florida State - 11/16/12
STL	1, UTSA - 11/21/12
BLK	---
FGM	3, Weber State - 12/15/12
FGA	5, vs. Florida State - 11/16/12
3PM	1, twice, last vs. Weber St. - 12/15/12
3PA	2, twice, last vs. UTSA - 11/21/12
FTM	2, Weber State - 12/15/12
FTA	2, Weber State - 12/15/12

MISCELLANEOUS

	12-13	Career
Double-Figure PTS	0 (0-0)	0 (0-0)
20-plus Pts	0 (0-0)	0 (0-0)
Double-Figure REB	0 (0-0)	0 (0-0)
Double-Doubles	0 (0-0)	0 (0-0)
3-plus STL	0 (0-0)	0 (0-0)
3-plus BLK	0 (0-0)	0 (0-0)
3-plus 3-point FG	0 (0-0)	0 (0-0)
Scoring Leader	0 (0-0)	0 (0-0)
Rebound Leader	0 (0-0)	0 (0-0)
Assist Leader	0 (0-0)	0 (0-0)

2012-13 GAME-BY-GAME


Opponent	Date	GS	Min	FG	FGA	Pct	3FG	FGA	Pct	FT	FTA	Pct	Off	Def	TR	Avg	PF	FO	A	TO	Blk	Stl	Pts	Avg	
TENNESSEE STATE	11/09/12		10	1	3	.333	1	2	.500	0	0	.000	0	1	1	1.0	0	0	0	0	0	0	3	3.0	
GEORGIA STATE	11/13/12		8	0	1	.000	0	0	.000	0	0	.000	0	0	0	0.5	0	0	0	0	0	0	0	1.5	
vs. Florida State	11/16/12		12	2	5	.400	0	1	.000	0	0	.000	0	0	0	0.3	3	0	2	1	0	0	4	2.3	
vs. Notre Dame	11/17/12		2	0	0	.000	0	0	.000	0	0	.000	0	0	0	0.3	1	0	0	0	0	0	0	1.8	
UTSA	11/21/12		6	1	3	.333	0	2	.000	0	0	.000	0	1	1	0.4	0	0	0	0	0	1	2	1.8	
CS NORTHRIDGE	11/24/12	DNP																							
vs. Montana	11/28/12		2	0	0	.000	0	0	.000	0	0	.000	0	0	0	0.3	1	0	1	0	0	0	0	1.5	
at Iowa State	12/01/12		6	0	2	.000	0	1	.000	0	0	.000	0	1	1	0.4	1	0	0	1	0	0	0	1.3	
UTAH	12/08/12	DNP																							
at Weber State	12/15/12		10	3	4	.750	1	1	1.000	2	2	1.000	0	1	1	0.5	1	0	0	1	0	0	9	2.3	
EASTERN NM	12/18/12																								
at Baylor	12/21/12																								
NORTHERN ARIZONA	12/27/12																								
vs. Virginia Tech	12/29/12																								
LMU	01/03/13																								
at San Francisco	01/05/13																								
PEPPERDINE	01/10/13																								
at Santa Clara	01/12/13																								
SAINT MARY'S	01/16/13																								
SAN DIEGO	01/19/13																								
at Gonzaga	01/24/13																								
at Portland	01/26/13																								
at Pepperdine	01/31/13																								
SANTA CLARA	02/02/13																								
at San Diego	02/07/13																								
SAN FRANCISCO	02/09/13																								
PORTLAND	02/16/13																								
UTAH STATE	02/19/13																								
at Saint Mary's	02/21/13																								
GONZAGA	02/28/13																								
at LMU	03/02/13																								
Totals			0	56	7	18	.389	2	7	.286	2	2	1.000	0	4	4	0.5	7	0	3	3	0	1	18	2.3

CAREER STATISTICS (ALL GAMES)

Year	GP	GS	Min	Avg	FG	FGA	Pct	3FG	FGA	Pct	FT	FTA	Pct	Off	Def	TR	Avg	PF	FO	A	TO	Blk	Stl	Pts	Avg
2012-13	8	0	56	7.0	7	18	.389	2	7	.286	2	2	1.000	0	4	4	0.5	7	0	3	3	0	1	18	2.3
TOTAL	8	0	56	7.0	7	18	.389	2	7	.286	2	2	1.000	0	4	4	0.5	7	0	3	3	0	1	18	2.3

CAREER STATISTICS (CONFERENCE GAMES)

Year	GP	GS	Min	Avg	FG	FGA	Pct	3FG	FGA	Pct	FT	FTA	Pct	Off	Def	TR	Avg	PF	FO	A	TO	Blk	Stl	Pts	Avg
2012-13	0	0	0	0.0	0	0	.000	0	0	.000	0	0	.000	0	0	0	0.0	0	0	0	0	0	0	0	0.0
TOTAL	0	0	0	0.0	0	0	.000	0	0	.000	0	0	.000	0	0	0	0.0	0	0	0	0	0	0	0	0.0



33 — NATE AUSTIN

6-11 • 230 • SOPHOMORE • FORWARD • ALPINE, UTAH (LONE PEAK HS)

2012-13 SEASON — PPG: 3.4 RPG: 4.2 APG: 0.3 SPG: 0.4 BPG: 0.5 FG%: .394 3FG%: .333 FT%: .500

Last Time Out

- Contributed 3 points and 6 rebounds against Weber State

Scan for Austin's bio on
BYUcougars.com



In 2012-13

- Tallied a season-high 8 points and hit his first 3-pointer of the season against Iowa State
- Against CSUN had 3 points, 5 rebounds and 1 block
- Had 4 points, 8 rebounds and 1 steal vs. Florida State
- Had 4 points, 4 boards, 2 assists and 2 blocks against Georgia State

In 2011-12

- Played in every game this season and started 1 game
- Posted season highs of 15 points, 10 rebounds, 3 assists and 2 blocks
- Tied for 10th in the WCC in offensive rebounds in league games
- Career-high 15 points came on 7 of 8 shooting vs. Weber State

Other

- Served a mission for The Church of Jesus Christ of Latter-day Saints in McAllen, Texas
- Also recruited by Boise State and Utah State

2012-13 SEASON HIGHS

PTS	8, Iowa State - 12/01/12
1st H	4, three times, last vs. FSU - 11/16/12
2nd H	3, Weber State - 12/15/12
REB	8, Florida State - 11/16/12
AST	2, Georgia State - 11/13/12
STL	3, Iowa State - 12/01/12
BLK	2, TSU - 11/9/12, GSU - 11/13/12
FGM	3, Iowa State - 12/01/12
FGA	6, vs. Florida State - 11/16/12
3PM	1, Iowa State - 12/01/12
3PA	2, Iowa State - 12/01/12
FTM	2, twice, last vs. UTSA - 11/21/12
FTA	4, twice, last vs. CSUN - 11/24/12

CAREER HIGHS

PTS	15, Weber State -- 12/07/11
REB	10, at Gonzaga -- 2/23/12
AST	3, vs. San Diego -- 3/2/12
STL	3, Iowa State - 12/01/12
BLK	2, four times, last, GSU - 11/13/12
FGM	7, Weber State -- 12/07/11
FGA	8, Weber State -- 12/07/11
3PM	1, 8 times, last vs. Iowa St. - 12/01/12
3PA	2, 9 times, last vs. Iowa St. - 12/01/12
FTM	3, Buffalo -- 12/20/11
FTA	4, 5 times, last vs. FSU - 11/16/12

MISCELLANEOUS

	12-13	Career
Double-Figure PTS	0 (0-0)	2 (2-0)
20-plus Pts	0 (0-0)	0 (0-0)
Double-Figure REB	0 (0-0)	0 (0-0)
Double-Doubles	0 (0-0)	0 (0-0)
3-plus STL	1 (0-1)	0 (0-0)
3-plus BLK	0 (0-0)	0 (0-0)
3-plus 3-point FG	0 (0-0)	0 (0-0)
Scoring Leader	0 (0-0)	0 (0-0)
Rebound Leader	1 (1-0)	5 (4-1)
Assist Leader	0 (0-0)	0 (0-0)

2012-13 GAME-BY-GAME

Opponent	Date	GS	Min	FG	FGA	Pct	3FG	FGA	Pct	FT	FTA	Pct	Off	Def	TR	Avg	PF	FO	A	TO	Blk	Stl	Pts	Avg	
TENNESSEE STATE	11/09/12		17	2	4	.500	0	0	.000	0	0	.000	1	6	7	7.0	4	0	0	0	2	0	4	4.0	
GEORGIA STATE	11/13/12		16	2	5	.400	0	0	.000	0	0	.000	0	4	4	5.5	1	0	2	1	2	0	4	4.0	
vs. Florida State	11/16/12		22	1	6	.167	0	1	.000	2	4	.500	6	2	8	6.3	2	0	0	1	0	1	4	4.0	
vs. Notre Dame	11/17/12		11	2	5	.400	0	0	.000	0	0	.000	2	0	2	5.3	2	0	0	0	0	0	4	4.0	
UTSA	11/21/12		7	0	0	.000	0	0	.000	2	2	1.000	1	1	2	4.6	2	0	0	1	0	0	2	3.6	
CS NORTHBRIDGE	11/24/12		8	1	2	.500	0	0	.000	1	4	.250	2	3	5	4.7	1	0	0	0	1	0	3	3.5	
vs. Montana	11/28/12		2	0	0	.000	0	0	.000	0	0	.000	0	0	0	4.0	0	0	0	0	0	0	0	3.0	
at Iowa State	12/01/12		23	3	5	.600	1	2	.500	1	2	.500	4	1	5	4.1	0	0	1	3	0	3	8	3.6	
UTAH	12/08/12		9	1	4	.250	0	0	.000	0	0	.000	1	2	3	4.0	1	0	0	0	0	0	2	3.4	
at Weber State	12/15/12		20	1	2	.500	0	0	.000	1	2	.500	3	3	6	4.2	3	0	0	0	0	0	3	3.4	
EASTERN NM	12/18/12																								
at Baylor	12/21/12																								
NORTHERN ARIZONA	12/27/12																								
vs. Virginia Tech	12/29/12																								
LMU	01/03/13																								
at San Francisco	01/05/13																								
PEPPERDINE	01/10/13																								
at Santa Clara	01/12/13																								
SAINT MARY'S	01/16/13																								
SAN DIEGO	01/19/13																								
at Gonzaga	01/24/13																								
at Portland	01/26/13																								
at Pepperdine	01/31/13																								
SANTA CLARA	02/02/13																								
at San Diego	02/07/13																								
SAN FRANCISCO	02/09/13																								
PORTLAND	02/16/13																								
UTAH STATE	02/19/13																								
at Saint Mary's	02/21/13																								
GONZAGA	02/28/13																								
at LMU	03/02/13																								
Totals			0	135	13	33	.394	1	3	.333	7	14	.500	20	22	42	4.2	16	0	3	6	5	4	34	3.4

CAREER STATISTICS (ALL GAMES)

Year	GP	GS	Min	Avg	FG	FGA	Pct	3FG	FGA	Pct	FT	FTA	Pct	Off	Def	TR	Avg	PF	FO	A	TO	Blk	Stl	Pts	Avg
2011-12	35	1	450	12.9	58	107	.542	7	23	.304	20	39	.513	53	79	132	3.8	95	6	19	20	15	9	143	4.1
2012-13	10	0	135	13.5	13	33	.394	1	3	.333	7	14	.500	20	22	42	4.2	16	0	3	6	5	4	34	3.4
TOTAL	45	1	585	13.0	71	140	.507	8	26	.308	27	53	.509	73	101	174	3.9	111	6	22	26	20	13	177	3.9

CAREER STATISTICS (CONFERENCE GAMES)

Year	GP	GS	Min	Avg	FG	FGA	Pct	3FG	FGA	Pct	FT	FTA	Pct	Off	Def	TR	Avg	PF	FO	A	TO	Blk	Stl	Pts	Avg
2011-12	16	1	230	14.4	28	52	.538	2	10	.200	12	22	.545	33	36	69	4.3	48	4	9	8	5	5	70	4.4
TOTAL	16	1	230	14.4	28	52	.538	2	10	.200	12	22	.545	33	36	69	4.3	48	4	9	8	5	5	70	4.4



42 — IAN HARWARD

6-11 • 215 • FRESHMAN • CENTER • OREM, UTAH (OREM HS)

2012-13 SEASON — PPG: 2.0 RPG: 1.4 APG: 0.1 SPG: 0.2 BPG: 0.1 FG%: .412 3FG%: .000 FT%: .667

Last Time Out

- Played 4 minutes and contributed 1 rebound against Weber State

Scan for Harward's bio on BYUcougars.com



In 2012-13

- Has scored in six of the last seven games
- Had 2 points, a career-best 4 rebounds and his first career block and first career assist vs. Montana
- Scored 4 points and added a career-best 3 boards vs. UTSA
- Scored 7 points vs. Notre Dame on 2 of 3 shooting from the field and 3 of 4 shooting from the free throw line and added 1 steal
- Had 1 rebound vs. Florida State and 1 vs. Georgia State

Before BYU

- Helped Orem to a 15-7 record and averaged 14.0 points per game
- Played for the Pump 'N Run AAU team run by John Palica and coached by O'Connor and Todd Phillips

Other

- Parents are Brad and Alice Harward
- Wife's name is Sarah

2012-13 SEASON HIGHS

PTS	7, vs. Notre Dame – 11/17/12
1st H	7, vs. Notre Dame – 11/17/12
2nd H	—
REB	4, vs. Montana – 11/28/12
AST	1, vs. Montana – 11/28/12
STL	1, twice, last vs. Weber St. - 12/15/12
BLK	1, vs. Montana – 11/28/12
FGM	2, vs. UND – 11/17/12, UTSA – 11/21/12
FGA	4, Iowa State - 12/01/12
3PM	—
3PA	—
FTM	3, vs. Notre Dame – 11/17/12
FTA	4, vs. Notre Dame – 11/17/12

MISCELLANEOUS

	12-13	Career
Double-Figure PTS	0 (0-0)	0 (0-0)
20-plus Pts	0 (0-0)	0 (0-0)
Double-Figure REB	0 (0-0)	0 (0-0)
Double-Doubles	0 (0-0)	0 (0-0)
3-plus STL	0 (0-0)	0 (0-0)
3-plus BLK	0 (0-0)	0 (0-0)
3-plus 3-point FG	0 (0-0)	0 (0-0)
Scoring Leader	0 (0-0)	0 (0-0)
Rebound Leader	0 (0-0)	0 (0-0)
Assist Leader	0 (0-0)	0 (0-0)

2012-13 GAME-BY-GAME

Opponent	Date	GS	Min	FG	FGA	Pct	3FG	FGA	Pct	FT	FTA	Pct	Off	Def	TR	Avg	PF	FO	A	TO	Blk	Stl	Pts	Avg	
TENNESSEE STATE	11/09/12		2	0	0	.000	0	0	.000	0	0	.000	0	0	0	0.0	2	0	0	0	0	0	0	0.0	
GEORGIA STATE	11/13/12		2	0	1	.000	0	0	.000	0	0	.000	0	1	1	0.5	1	0	0	1	0	0	0	0.0	
vs. Florida State	11/16/12		2	0	0	.000	0	0	.000	0	0	.000	1	0	1	0.7	2	0	0	1	0	0	0	0.0	
vs. Notre Dame	11/17/12		11	2	3	.667	0	0	.000	3	4	.750	0	0	0	0.5	5	1	0	0	0	1	7	1.8	
UTSA	11/21/12		8	2	2	1.000	0	0	.000	0	0	.000	1	2	3	1.0	2	0	0	0	0	0	4	2.2	
CS NORTHBRIDGE	11/24/12		4	0	2	.000	0	0	.000	2	2	1.000	1	0	1	1.0	2	0	0	1	0	0	2	2.2	
vs. Montana	11/28/12		7	1	3	.333	0	0	.000	0	0	.000	1	3	4	1.4	2	0	1	0	1	0	2	2.1	
at Iowa State	12/01/12		9	1	4	.250	0	0	.000	1	2	.500	0	1	1	1.4	2	0	0	0	0	0	3	2.3	
UTAH	12/08/12		4	1	1	1.000	0	0	.000	0	1	.000	2	0	2	1.4	1	0	0	0	0	0	2	2.2	
at Weber State	12/15/12		4	0	1	.000	0	0	.000	0	0	.000	1	0	1	1.4	0	0	0	1	0	1	0	2.0	
EASTERN NM	12/18/12																								
at Baylor	12/21/12																								
NORTHERN ARIZONA	12/27/12																								
vs. Virginia Tech	12/29/12																								
LMU	01/03/13																								
at San Francisco	01/05/13																								
PEPPERDINE	01/10/13																								
at Santa Clara	01/12/13																								
SAINT MARY'S	01/16/13																								
SAN DIEGO	01/19/13																								
at Gonzaga	01/24/13																								
at Portland	01/26/13																								
at Pepperdine	01/31/13																								
SANTA CLARA	02/02/13																								
at San Diego	02/07/13																								
SAN FRANCISCO	02/09/13																								
PORTLAND	02/16/13																								
UTAH STATE	02/19/13																								
at Saint Mary's	02/21/13																								
GONZAGA	02/28/13																								
at LMU	03/02/13																								
Totals			0	53	7	17	.412	0	0	.000	6	9	.667	7	7	14	1.4	19	1	1	4	1	2	20	2.0

CAREER STATISTICS (ALL GAMES)

Year	GP	GS	Min	Avg	FG	FGA	Pct	3FG	FGA	Pct	FT	FTA	Pct	Off	Def	TR	Avg	PF	FO	A	TO	Blk	Stl	Pts	Avg
2012-13	10	0	53	5.3	7	17	.412	0	0	.000	6	9	.667	7	7	14	1.4	19	1	1	4	1	2	20	2.0
TOTAL	10	0	53	5.3	7	17	.412	0	0	.000	6	9	.667	7	7	14	1.4	19	1	1	4	1	2	20	2.0

CAREER STATISTICS (CONFERENCE GAMES)

Year	GP	GS	Min	Avg	FG	FGA	Pct	3FG	FGA	Pct	FT	FTA	Pct	Off	Def	TR	Avg	PF	FO	A	TO	Blk	Stl	Pts	Avg
2012-13	0	0	0	0.0	0	0	.000	0	0	.000	0	0	.000	0	0	0	0.0	0	0	0	0	0	0	0	0.0
TOTAL	0	0	0	0.0	0	0	.000	0	0	.000	0	0	.000	0	0	0	0.0	0	0	0	0	0	0	0	0.0

5 players scored in double figures

2/4/12 at Portland, 79-60 W, Davies - 18, Carlino - 13, Hartsock - 12, Cusick - 12, Zylstra - 12

6 players scored in double figures

12/7/11 vs. Weber State, 94-66 W, Hartsock - 19, Austin - 15, Abouo - 15, Rogers - 15, Zylstra - 15, Davies - 11

No players scored in double figures

2/21/05 at Air Force, 39-70 L

One player recorded a double-double

11/28/12 vs. Montana
Brandon Davies, 21 points, 10 rebounds

Two players record a double-double

2/23/12 at Gonzaga
Brandon Davies, 23 points, 10 rebounds
Charles Abouo, 10 points, 10 rebounds

Two double-digit rebounders

2/23/12 at Gonzaga
Davies, Abouo and Austin - 10 rebounds

Six players had 5 or more rebounds

1/1/11 vs. Fresno Pacific, C. Collinsworth-8, Rogers-5, Emery-5, Hartsock-5, Abouo-5, Davies-5

Five players had 6 or more rebounds

11/20/10 vs. Chicago State, Abouo-8, K. Collinsworth-7, Rogers-7, Anderson-6, C. Collinsworth-6, Davies-6

Four players had 9 or more rebounds

12/30/06 vs. Seton Hall, Cummard-12, Plaisted-9, Young-9, Ainge-9

Two players fouled out

2/23/12 vs. Saint Mary's
Brandon Davies, Nate Austin

Three or more players fouled out

1/3/09 vs. Wake Forest
Chris Miles, Gavin MacGregor, Charles Abouo

A BYU player received a technical foul

12/8/12 vs. Utah, Brandon Davies

An opponent player received a technical foul

11/28/12 vs. Montana, Keron DeShields

A BYU Coach received a technical foul

3/8/12 vs. Gonzaga - Dave Rose

An opponent Coach received a technical foul

12/20/11 vs. Buffalo - Reggie Witherspoon

A BYU player ejected from a game

11/23/02 vs. Kansas State
Travis Hansen (2 technical fouls)

An opponent player ejected from a game

1/30/10 vs. Utah - Marshall Henderson (flagrant foul)

A coach ejected from the game

11/30/05 vs. Lamar (at Delta Center)
Lamar coach Billy Tubbs (2 technical fouls)

AT LEAST two players scored 20+ points

12/15/12 vs. Weber State, Davies 33, Haws 23

Three players scored 20+ points

1/14/12 vs. Santa Clara, Davies 23, Carlino 21, Hartsock 21

Four players scored 20+ points

1/13/79 vs. UNM, D. Ainge-27, Scott Runia-25, Devin Durrant-20, Alan Taylor-20

Two players scored 25+ points

3/18/10 vs. Florida-NCAA 1st Round
Jimmer Fredette 37, Michael Loyd, Jr. 26

A player scored 30+ points

12/15/12 vs. Weber State, Brandon Davies, 33

A player attempted 20 or more field goals

11/17/12 vs. Notre Dame, Tyler Haws, 20

A player with 5 or more steals

2/23/12 at Gonzaga, Brandon Davies, 6

A player had double-digit assists

11/13/12 vs. Tennessee State, Matt Carlino, 10

A player made double-digit free throws

12/15/12 vs. Weber State, Tyler Haws (10-10)

A player shot 100% at the free throw line (min. 8 atts)

12/15/12 vs. Weber State, Tyler Haws (10-10)

A player shot 100% from the floor (min. 5 atts)

1/7/12 vs. San Francisco, Brock Zylstra (8-8)

A player shot 100% on threes (min. 3 atts)

1/7/12 vs. San Francisco, Brock Zylstra (6-6)

Did not make a three

11/22/96 vs. CS Fullerton (0-9)

Last time opponent did not make a three

2/2/08 at Wyoming (0-15)

BYU had six or fewer turnovers

1/11/11 at Utah, 5

BYU committed 25-plus turnovers

12/15/07 vs. Pepperdine, 86-67 W (29)

BYU committed 11 or less team fouls in a game

1/21/12 at Pepperdine, 11

BYU scored 90 points

1/14/12 vs. Santa Clara, 95-78 W

BYU scored 100 points

3/5/11 vs. Wyoming, 102-78 W

BYU scored 110 points

12/22/09 vs. Nevada 110-104 W

BYU scored less than 50 points in a game

1/15/08 at UNLV 41-70 L

Held opponent to less than 50 points in a game

12/10/11 at Utah 61-42 W

BYU scored less than 40 points in a game

2/21/05 at Air Force 39-70 L

Held opponent to less than 40 points in a game

11/23/10 vs. Mississippi Valley State 83-36 W

Shot 60% from the field

3/6/10 at TCU, (.623), 38-61

Opponent shot 60% from the field

12/22/05 at Utah State, (.600), 36-60

Shot 70% from the field in a half

3/6/10 at TCU, (.720), 18-25

Did not miss a 2-point FG attempt in a half

2/23/04 vs. Air Force, 13-13 inside the arc, (14-17, .824 overall)

Shot less than 30% from the field

2/21/05 at Air Force, (.280), 14-50

Shot 100% from the free throw line

11/26/11 vs. Wisconsin (11-11)

Shot 90% from the free throw line (at least 10 attempts)

12/15/12 vs. Weber State, (.900), 18-20

Shot less than 50% from the free throw line

11/20/08 vs. North Florida, (.400), 4-10

Shot 60% on 3-pointers

1/7/12 vs. San Francisco, (.632), 12-19

Shot 70% on 3-pointers

1/26/08 vs. New Mexico, (.813), 13-16

Opponent scored less than 20 points in the 1st half

12/10/11 at Utah, 17 (25-17, 61-42 W)

Opponent scored less than 20 points in the 2nd half

3/13/12 vs. Iona, 17 (38-17, 78-72 W)

BYU scored less than 20 points in the 1st half

2/21/05 vs. Air Force, 13 (BYU trailed 13-37)

BYU scored less than 20 points in the 2nd half

1/15/00 vs. Utah, 19

Opponent scored 50 or more points in a half

3/13/12 vs. Iona, 55 (first half)

BYU scored 50 or more points in the first half

1/11/11 at Utah, 53

BYU scored 50 or more points in the second half

1/14/12 vs. Santa Clara, 50

BYU scored 60 or more points in the first half

11/20/10 vs. Chicago State, 60

BYU scored 60 or more points in the second half

12/22/09 vs. Nevada, 64

Won by 50 or more points (largest margin ever)

12/22/06 vs. W. Oregon (62) 102-40

Won by 50 or more points

11/23/10 vs. Mississippi Valley State (50) 86-36

Won by 40 or more points

11/23/10 vs. Mississippi Valley State (50) 86-36

Won by 30 or more points

2/11/12 vs. Pepperdine (38) 86-48

Won by 25 or more points

11/28/12 vs. Montana (25) 85-60

Lost by 35-plus points

11/22/04 vs. North Carolina (36) 86-50

Lost by 30-plus points

2/21/05 at Air Force (31) 39-70

Lost by 25-plus points

1/15/08 at UNLV (29) 70-41

Played an overtime game

3/24/11 vs. Florida, 74-83 (OT)

Won in single overtime

2/26/08 at New Mexico, 70-69

Lost in overtime

3/24/11 vs. Florida, 74-83 (OT)

Played a double OT game

11/26/10 vs. South Florida, 77-75 (2OT)

Played a triple OT game

2/28/98 at UTEP 76-75 W (3OT)

Won 15-straight games

2009-10 (15)

Won 10-straight games

2010-11 (10)

Lost 3-straight games

2004-05 (three times)
last time - @ New Mexico, @ Air Force, @ Utah

Lost 4-straight games

2004-05 @ New Mexico, @ Air Force, @ Utah, UNLV

Lost 5-straight games

2004-05 @ UNM, @ AFA, @ Utah, UNLV, vs. UNM (at MWC)

Lost 9-straight games

1997-98

Lost 10-straight games

1996-97 (21) - school record

Played an NCAA tournament game

3/15/12 vs. Marquette-NCAA 2nd Round, 68-88

Won an NCAA Tournament game

3/13/12 vs. Iona-NCAA 1st Round, 78-72

Won two NCAA Tournament games

1980-81 Princeton 60-51, UCLA 78-55, Notre Dame 51-50, then lost to Virginia 60-74
2010-11 Wofford 74-66, Gonzaga 89-67

Won three NCAA Tournament games

1980-81 Princeton 60-51, UCLA 78-55, Notre Dame 51-50, then lost to Virginia 60-74

Played in the NIT

3/15/06 at Houston 67-77 L

Won an NIT game

3/14/02 vs. UC Irvine 78-55 W

Won two NIT games

1999-00 Bowling Green 81-54, So. Illinois 82-57
Then lost to Notre Dame in quarterfinals

Won three NIT games

1965-66 NIT CHAMPIONS
1950-51 NIT CHAMPIONS

Won a conference tournament

2000-01

Won a regular season conference title

2010-11

Won a conference regular season outright

2007-08

Defeated a ranked team

2/2/12 vs. Gonzaga (24/RV), 83-73

Defeated a ranked team at home

2/2/12 vs. Gonzaga (24/RV), 83-73

Defeated a ranked team on the road

2/26/11 at SDSU (6/4), 80-67

Was ranked in the top 25 AP Poll

3/14/11 Ranked 10th

Was ranked in the top 25 Coaches Poll

3/29/11 Ranked 13th

Finished season ranked in the top 25 polls

2010-11 10th (AP), 13th (Coaches)

Official Basketball Box Score -- Game Totals -- Final Statistics
Tennessee State vs BYU
11/09/12 7:05 pm at Provo, Utah, Marriott Center
Tennessee State 66 • 0-1, 0-0 OVC

#	Player	Total		3-Ptr		Rebounds			PF	TP	A	TO	Blk	Stl	Min
		FG-FGA	FG-FGA	FT-FTA	Off	Def	Tot								
01	THORNTON, Kellen	* 9-18	2-5	0-0	4	4	8	2	20	1	3	0	1	31	
02	MILLER, Patrick	* 3-10	2-3	4-4	0	4	4	4	12	9	3	0	3	33	
04	RHETT, M.J.	* 1-3	0-0	3-5	3	5	8	3	5	0	2	0	1	17	
33	COVINGTON, Robert	* 2-12	0-2	5-6	1	4	5	5	9	1	1	2	2	19	
45	CYPHERS, Jordan	* 2-8	1-4	2-3	0	1	1	2	7	0	3	2	1	25	
03	BUTCHER, Kharon	* 1-6	1-4	0-0	1	2	3	4	3	2	0	0	0	21	
05	HARRIS, Jay	* 0-0	0-0	0-2	1	0	1	3	0	1	3	0	0	13	
22	FREDRICK, Tashan	* 0-0	0-0	0-0	0	1	1	0	0	0	0	0	0	6	
24	McCLUNG, Devante	* 1-2	0-0	0-1	0	2	2	1	2	0	2	0	0	10	
32	WELLIAN, Chae'd	* 0-2	0-1	0-0	0	0	0	0	0	0	0	0	0	5	
44	GREEN, Michael	* 4-7	0-2	0-2	2	2	4	0	8	1	0	0	0	20	
Team						2		1		3					
Totals		23-68		6-21		14-23		14		26		40		24 66 15 17 4 8 200	

FG % 1st Half: 10-26 38.5% 2nd half: 13-42 31.0% Game: 23-68 33.8% Deadball Rebounds 3
 3FG % 1st Half: 4-11 36.4% 2nd half: 2-10 20.0% Game: 6-21 28.6%
 FT % 1st Half: 4-7 57.1% 2nd half: 10-16 62.5% Game: 14-23 60.9%

BYU 81 • 1-0, 0-0 WCC

#	Player	Total		3-Ptr		Rebounds			PF	TP	A	TO	Blk	Stl	Min
		FG-FGA	FG-FGA	FT-FTA	Off	Def	Tot								
00	DAVIES, Brandon	* 7-9	0-0	2-4	0	7	7	4	16	3	5	4	2	31	
03	HAWS, Tyler	* 7-15	0-2	8-9	0	4	4	1	22	1	1	0	0	30	
10	CARLINO, Matt	* 3-6	0-3	3-4	0	5	5	2	9	10	4	0	1	30	
12	SHARP, Josh	* 3-5	0-0	1-2	1	2	3	3	7	1	3	2	0	26	
13	ZYLSTRA, Brock	* 4-7	2-4	1-1	0	4	4	2	11	1	1	0	0	22	
01	DELGADO, Raul	* 0-0	0-0	0-0	0	0	0	0	0	0	0	0	0	5	
02	CUSICK, Craig	* 2-4	1-1	1-5	0	4	4	0	6	4	3	0	0	22	
05	AMBROSINO, Agustin	* 1-2	1-2	0-0	0	0	0	1	3	0	0	0	0	5	
23	CALVERT, Cory	* 1-3	1-2	0-0	0	1	1	0	3	0	0	0	0	10	
33	AUSTIN, Nate	* 2-4	0-0	0-0	1	6	7	4	4	0	0	2	0	17	
42	HARWARD, Ian	* 0-0	0-0	0-0	0	0	0	2	0	0	0	0	0	2	
Team						1		4		5					
Totals		30-55		5-14		16-25		3		37		40		19 81 20 17 8 4 200	

FG % 1st Half: 14-29 48.3% 2nd half: 16-26 61.5% Game: 30-55 54.5% Deadball Rebounds 5
 3FG % 1st Half: 2-9 22.2% 2nd half: 3-5 60.0% Game: 5-14 35.7%
 FT % 1st Half: 4-5 80.0% 2nd half: 12-20 60.0% Game: 16-25 64.0%

Officials: James Giron, Marc Beasley, Jeffrey Kent
 Technical fouls: Tennessee State-None. BYU-None.
 Attendance: 16283

Score by periods	1st	2nd	Total	In	Off	2nd	Fast	Bench
Tennessee State	28	38	66	Points	Paint	T/O	Chance	Break
BYU	34	47	81	18	17	11	2	13
				BYU	40	17	2	16

Last FG - TSU 2nd-01:13, BYU 2nd-00:49.
 Largest lead - TSU by 5 1st-12:52, BYU by 19 2nd-02:07.

Score tied - 5 times.
 Lead changed - 8 times.

Official Basketball Box Score -- Game Totals -- Final Statistics
Georgia State vs BYU
11/13/12 7:05 pm at Provo, Utah, Marriott Center
Georgia State 62 • 0-2

#	Player	Total		3-Ptr		Rebounds			PF	TP	A	TO	Blk	Stl	Min
		FG-FGA	FG-FGA	FT-FTA	Off	Def	Tot								
12	White, Devonta	* 5-17	0-6	4-4	1	4	5	0	14	3	5	0	3	36	
22	Hunter, R.J.	* 2-9	0-5	8-9	2	5	7	1	12	2	2	1	2	34	
23	Atkins, Manny	* 9-18	3-6	0-0	2	6	8	2	21	1	1	0	3	36	
33	Crider, Markus	* 0-0	0-0	0-0	0	1	1	1	0	0	2	0	0	13	
45	Burguillos, Denny	* 4-6	0-0	1-2	3	3	6	4	9	0	0	1	1	28	
02	Green, Ryann	* 0-1	0-1	0-0	0	0	0	0	0	0	0	0	0	1	
20	Travers, David	* 0-0	0-0	0-0	0	0	0	0	0	0	0	0	0	1	
21	Solomon, Cameron	* 0-3	0-0	0-0	1	0	1	0	0	0	2	0	0	5	
25	Richardson, Rashaad	* 3-9	0-4	0-0	0	2	2	4	6	2	1	0	3	32	
31	Shipes, T.J.	* 0-2	0-0	0-0	1	0	1	2	0	0	1	0	0	8	
50	Vincent, James	* 0-0	0-0	0-0	1	0	1	0	0	0	0	1	0	4	
Team						0		1		1					
Totals		23-65		3-22		13-15		11		22		33		14 62 9 14 3 13 200	

FG % 1st Half: 9-34 26.5% 2nd half: 14-31 45.2% Game: 23-65 35.4% Deadball Rebounds 0
 3FG % 1st Half: 2-12 16.7% 2nd half: 1-10 10.0% Game: 3-22 13.6%
 FT % 1st Half: 6-6 100.0 2nd half: 7-9 77.8% Game: 13-15 86.7%

BYU 80 • 2-0

#	Player	Total		3-Ptr		Rebounds			PF	TP	A	TO	Blk	Stl	Min
		FG-FGA	FG-FGA	FT-FTA	Off	Def	Tot								
00	DAVIES, Brandon	* 10-14	0-0	8-10	2	7	9	3	28	3	3	3	2	29	
03	HAWS, Tyler	* 8-12	4-6	2-2	1	6	7	0	22	5	4	0	2	32	
10	CARLINO, Matt	* 5-8	1-2	0-0	0	4	4	1	11	7	4	0	4	32	
12	SHARP, Josh	* 2-4	0-0	0-0	3	3	6	2	4	0	1	0	1	25	
13	ZYLSTRA, Brock	* 3-7	2-5	0-0	0	2	2	3	8	1	1	0	1	16	
01	DELGADO, Raul	* 0-1	0-1	0-0	1	3	4	2	0	1	0	0	0	10	
02	CUSICK, Craig	* 1-5	1-4	0-0	0	1	1	1	3	2	1	0	2	23	
05	AMBROSINO, Agustin	* 0-2	0-2	0-0	0	0	0	1	0	0	0	0	1	7	
23	CALVERT, Cory	* 0-1	0-0	0-0	0	0	0	0	0	0	0	0	0	8	
33	AUSTIN, Nate	* 2-5	0-0	0-0	0	4	4	1	4	2	1	2	0	16	
42	HARWARD, Ian	* 0-1	0-0	0-0	0	1	1	1	0	0	1	0	0	2	
Team						1		2		3					
Totals		31-60		8-20		10-12		8		33		41		15 80 21 16 6 12 200	

FG % 1st Half: 18-31 58.1% 2nd half: 13-29 44.8% Game: 31-60 51.7% Deadball Rebounds 1
 3FG % 1st Half: 6-12 50.0% 2nd half: 2-8 25.0% Game: 8-20 40.0%
 FT % 1st Half: 2-2 100.0 2nd half: 8-10 80.0% Game: 10-12 83.3%

Officials: Michael Reed, Gregory Nixon, Mark Cook
 Technical fouls: Georgia State-None. BYU-None.
 Attendance: 13181

Score by periods	1st	2nd	Total	In	Off	2nd	Fast	Bench
Georgia State	26	36	62	Points	Paint	T/O	Chance	Break
BYU	44	36	80	24	15	8	4	6
				BYU	42	20	7	14

Last FG - GSU 2nd-00:23, BYU 2nd-02:00.
 Largest lead - GSU None, BYU by 29 1st-10:31.

Score tied - 0 times.
 Lead changed - 0 times.

Official Basketball Box Score -- Game Totals -- Final Statistics
Florida State vs BYU
11/16/12 7:10 p.m. at Brooklyn, N.Y. (Barclays Center)
Florida State 88 • 2-1

#	Player	Total		3-Ptr		Rebounds			PF	TP	A	TO	Blk	Stl	Min
		FG-FGA	FG-FGA	FT-FTA	Off	Def	Tot								
10	White, Okaro	f 5-6	1-2	6-7	0	6	6	2	17	2	2	2	0	23	
11	Turpin, Kiel	c 1-3	0-0	0-0	3	2	5	1	2	1	0	2	1	14	
05	Brandon, Montay	g 0-3	0-2	1-4	0	3	3	3	1	3	2	0	0	19	
21	Snaer, Michael	g 4-9	3-5	5-5	0	10	10	2	16	4	5	0	1	32	
30	Miller, Ian	g 6-8	3-5	0-0	2	1	3	3	15	2	2	0	0	27	
01	Bookert, Devon	5-7	3-4	2-3	1	4	5	4	15	5	2	1	1	20	
02	Shannon, Terrance	4-6	0-0	0-1	0	3	3	4	8	0	1	0	0	16	
14	Gilchrist, Robert	0-1	0-0	0-0	0	0	0	0	0	0	0	1	0	5	
15	Bojanovsky, Boris	1-1	0-0	2-2	0	2	2	1	4	2	1	2	1	18	
25	Thomas, Aaron	2-4	0-0	2-4	1	1	2	1	6	1	2	0	0	14	
31	Whisnant, Terry	1-2	1-2	1-1	0	0	0	1	4	0	1	0	0	10	
50	Ojo, Michael	0-0	0-0	0-0	0	0	0	1	0	0	0	0	0	2	
Team						1		1		2					
Totals		29-50		11-20		19-27		8		33		41		23 88 20 20 8 4 200	

FG % 1st Half: 15-25 60.0% 2nd half: 14-25 56.0% Game: 29-50 58.0% Deadball Rebounds 2
 3FG % 1st Half: 4-8 50.0% 2nd half: 7-12 58.3% Game: 11-20 55.0%
 FT % 1st Half: 10-13 76.9% 2nd half: 9-14 64.3% Game: 19-27 70.4%

BYU 70 • 2-1

#	Player	Total		3-Ptr		Rebounds			PF	TP	A	TO	Blk	Stl	Min
		FG-FGA	FG-FGA	FT-FTA	Off	Def	Tot								
00	DAVIES, Brandon	f 6-11	1-1	6-8	2	3	5	4	19	1	3	2	0	21	
12	SHARP, Josh	f 0-0	0-0	0-0	0	0	0	3	0	0	0	1	0	9	
03	HAWS, Tyler	g 10-20	1-4	2-2	6	3	9	3	23	5	3	1	3	35	
10	CARLINO, Matt	g 0-9	0-4	0-1	2	1	3	0	0	2	2	0	0	16	
13	ZYLSTRA, Brock	g 3-10	2-5	2-2	1	2	3	3	10	4	0	0	4	31	
01	DELGADO, Raul	0-2	0-1	0-0	0	0	0	1	0	0	0	0	0	7	
02	CUSICK, Craig	3-11	2-7	2-2	1	1	2	1	3	0	0	0	1	30	
05	AMBROSINO, Agustin	0-1	0-1	0-0	1	0	1	1	0	0	0	1	1	14	
20	WINDER, Anson	0-0	0-0	0-0	0	0	0	0	1	0	0	0	0	1	
23	CALVERT, Cory	2-5	0-1	0-0	0	0	0	3	4	2	1	0	0	12	
33	AUSTIN, Nate	1-6	0-1	2-4	6	2	8	2	4	0	1	0	1	22	
42	HARWARD, Ian	0-0	0-0	0-0	1	0	1	2	0	0	1</				

Official Basketball Box Score -- Game Totals -- Final Statistics
UTSA vs BYU
11/21/12 7:05 pm at Provo, Utah, Marriott Center

UTSA 62 • 3-2, 0-0 WAC

#	Player	Total		3-Ptr		Rebounds			PF	TP	A	TO	Blk	Stl	Min
		FG-FGA	FG-FGA	FT-FTA	FT-FTA	Off	Def	Tot							
03	Wilkins, Larry	* 2-6	0-0	0-0	0	1	1	3	4	3	2	0	0	26	
11	Hale III, Michael	* 4-8	2-4	3-4	0	2	2	1	13	4	4	0	2	40-	
12	Hill, Jeremie	* 5-17	1-4	1-2	0	6	6	4	12	0	1	0	1	37	
22	Burrage, Kannon	* 9-21	0-4	4-4	0	3	3	1	22	2	1	0	1	37	
32	Sims, Jordan	* 2-3	1-2	0-0	0	2	2	1	5	1	0	0	4	23	
00	Price, A.J.	0-0	0-0	0-0	0	1	1	0	0	0	0	0	0	8	
02	Thomas, Hyjii	1-2	0-0	0-1	0	2	2	1	2	0	1	0	0	11	
10	Hines, Jeremy	0-0	0-0	0-0	0	0	0	0	0	0	0	0	0	0+	
20	McGregor, Edrico	1-3	0-0	2-2	1	0	1	5	4	0	1	0	0	11	
42	Wood, Tyler	0-1	0-1	0-0	0	0	0	0	0	0	1	0	1	7	
	Team				2	1	3								
	Totals	24-61	4-15	10-13	3	18	21	16	62	10	11	0	9	200	

FG % 1st Half: 11-28 39.3% 2nd half: 13-33 39.4% Game: 24-61 39.3% Deadball Rebounds 1
 3FG % 1st Half: 1-5 20.0% 2nd half: 3-10 30.0% Game: 4-15 26.7%
 FT % 1st Half: 5-8 62.5% 2nd half: 5-5 100.0% Game: 10-13 76.9%

BYU 81 • 3-2, 0-0 WCC

#	Player	Total		3-Ptr		Rebounds			PF	TP	A	TO	Blk	Stl	Min
		FG-FGA	FG-FGA	FT-FTA	FT-FTA	Off	Def	Tot							
00	DAVIES, Brandon	* 7-13	0-0	8-8	3	7	10	3	22	3	6	1	0	26	
03	HAWS, Tyler	* 8-16	2-4	2-2	2	4	6	1	20	3	3	0	0	35	
10	CARLINO, Matt	* 1-8	0-2	0-0	2	0	2	1	2	3	1	0	0	10	
12	SHARP, Josh	* 4-5	0-0	0-0	2	4	6	2	8	0	1	1	1	30	
13	ZYLSTRA, Brock	* 2-5	1-3	0-0	0	5	5	0	5	3	0	1	1	32	
01	DELGADO, Raul	1-3	0-0	0-0	0	0	0	1	2	1	0	0	0	6	
02	CUSICK, Craig	3-3	1-1	0-0	0	8	8	1	7	4	3	0	1	29	
05	AMBROSINO, Agustin	2-2	2-2	0-0	1	2	3	2	6	2	3	0	0	9	
20	WINDER, Anson	0-0	0-0	1-2	0	0	0	0	1	0	0	0	0	2	
23	CALVERT, Cory	1-3	0-2	0-0	0	1	1	0	2	0	0	0	1	6	
33	AUSTIN, Nate	0-0	0-0	2-2	1	1	2	2	2	0	1	0	0	7	
42	HARWARD, Ian	2-2	0-0	0-0	1	2	3	2	4	0	0	0	0	8	
	Team				0	2	2								
	Totals	31-60	6-14	13-14	12	36	48	15	81	19	18	2	4	200	

FG % 1st Half: 19-34 55.9% 2nd half: 12-26 46.2% Game: 31-60 51.7% Deadball Rebounds 0
 3FG % 1st Half: 4-8 50.0% 2nd half: 2-6 33.3% Game: 6-14 42.9%
 FT % 1st Half: 6-6 100.0% 2nd half: 7-8 87.5% Game: 13-14 92.9%

Officials: Donald McAllister, Justin Van Duyn, Tom Nally
 Technical fouls: UTSA-None, BYU-None.
 Attendance: 16475

Score by periods	1st	2nd	Total
UTSA	28	34	62
BYU	48	33	81

Last FG - UTSA 2nd-00:39, BYU 2nd-02:30.
 Largest lead - UTSA by 2 1st-16:52, BYU by 23 1st-01:54.

Score tied - 4 times.
 Lead changed - 8 times.

Official Basketball Box Score -- Game Totals -- Final Statistics
Cal State Northridge vs BYU
11/24/12 7:05 pm at Provo, Utah, Marriott Center

Cal State Northridge 75 • 6-1, 0-0

#	Player	Total		3-Ptr		Rebounds			PF	TP	A	TO	Blk	Stl	Min
		FG-FGA	FG-FGA	FT-FTA	FT-FTA	Off	Def	Tot							
00	Greene, Josh	* 4-12	3-7	2-2	1	1	2	1	13	2	1	0	0	30	
03	Hicks, Stephan	* 7-13	2-2	9-11	3	5	8	3	25	1	1	0	1	33	
21	Maxwell, Stephen	* 8-13	0-0	1-2	2	3	5	4	17	3	3	0	1	24	
25	Guei, Allan	* 2-4	0-0	0-0	0	3	3	0	4	0	0	0	0	26	
35	Hale-Edmerson, Tre	* 0-2	0-1	0-1	2	1	3	2	0	5	2	0	0	26	
02	Drew, Landon	2-6	0-1	0-0	0	1	1	4	4	3	2	0	0	14	
12	Johnson, Donovan	0-3	0-0	0-0	0	1	1	1	0	0	1	0	0	12	
22	Tilford, Morgan	0-0	0-0	0-2	0	4	4	2	0	2	0	0	0	7	
30	Williams, Trevone	2-7	0-2	2-2	1	5	6	2	6	1	1	0	0	17	
32	Perry, Brandon	2-4	0-0	2-2	1	0	1	4	6	0	0	0	0	11	
	Team				2	1	3								
	Totals	27-64	5-13	16-22	13	24	37	23	75	15	13	0	5	200	

FG % 1st Half: 13-28 46.4% 2nd half: 14-36 38.9% Game: 27-64 42.2% Deadball Rebounds 3
 3FG % 1st Half: 0-3 0.0% 2nd half: 5-10 50.0% Game: 5-13 38.5%
 FT % 1st Half: 14-18 77.8% 2nd half: 2-4 50.0% Game: 16-22 72.7%

BYU 87 • 4-2, 0-0

#	Player	Total		3-Ptr		Rebounds			PF	TP	A	TO	Blk	Stl	Min
		FG-FGA	FG-FGA	FT-FTA	FT-FTA	Off	Def	Tot							
00	DAVIES, Brandon	* 5-10	0-0	2-2	1	7	8	3	12	3	1	1	1	29	
02	CUSICK, Craig	* 2-6	1-4	0-0	1	2	3	0	5	2	2	0	1	33	
03	HAWS, Tyler	* 9-17	2-4	12-12	3	3	6	2	32	1	2	0	0	33	
05	AMBROSINO, Agustin	* 1-2	0-1	0-0	0	1	1	3	2	0	1	0	0	7	
13	ZYLSTRA, Brock	* 4-9	2-5	4-5	0	7	7	4	14	5	2	1	2	36	
10	CARLINO, Matt	4-9	0-2	0-0	2	0	2	1	8	6	1	0	1	20	
12	SHARP, Josh	4-7	0-0	1-2	1	2	3	3	9	1	2	2	0	23	
20	WINDER, Anson	0-0	0-0	0-0	0	0	0	0	0	0	0	0	0	7	
33	AUSTIN, Nate	1-2	0-0	1-4	2	3	5	1	3	0	0	1	0	8	
42	HARWARD, Ian	0-2	0-0	2-2	1	0	1	2	2	0	1	0	0	4	
	Team				1	2	3								
	Totals	30-64	5-16	22-27	12	27	39	19	87	18	12	5	5	200	

FG % 1st Half: 14-33 42.4% 2nd half: 16-31 51.6% Game: 30-64 46.9% Deadball Rebounds 3
 3FG % 1st Half: 1-9 11.1% 2nd half: 4-7 57.1% Game: 5-16 31.3%
 FT % 1st Half: 17-19 89.5% 2nd half: 5-8 62.5% Game: 22-27 81.5%

Officials: Michael Greenstein, Kurt Walker, Milton Stowe
 Technical fouls: Cal State Northridge-Greene, Josh, BYU-ZYLSTRA, Brock;
 DAVIES, Brandon.
 Attendance: 20900
 Marriott Center sellout

Score by periods	1st	2nd	Total
Cal State Northridge	40	35	75
BYU	46	41	87

Last FG - CSUN 2nd-04:01, BYU 2nd-00:35.
 Largest lead - CSUN by 4 1st-12:24, BYU by 12 2nd-00:20.

Score tied - 9 times.
 Lead changed - 4 times.

Official Basketball Box Score -- Game Totals -- Final Statistics
Montana vs BYU
11/28/12 7:05 pm at Salt Lake City UT Energy Solutions Arena

Montana 60 • 3-2, 0-0 Big Sky

#	Player	Total		3-Ptr		Rebounds			PF	TP	A	TO	Blk	Stl	Min
		FG-FGA	FG-FGA	FT-FTA	FT-FTA	Off	Def	Tot							
02	HENDERSON, Kevin	* 0-2	0-1	0-0	0	0	0	0	0	0	0	0	0	14	
20	DESHIELDS, Keron	* 3-8	1-1	5-5	1	2	3	2	12	2	3	0	0	26	
32	JAMAR, Kareem	* 6-11	1-2	4-6	1	8	9	1	17	2	2	0	0	35	
40	WARD, Mathias	* 3-8	0-3	1-2	0	1	1	5	7	0	3	0	0	19	
41	MARTIN, Andy	* 0-2	0-0	6-6	1	2	3	5	6	0	2	1	0	19	
10	GREGORY, Jordan	3-7	2-4	0-0	1	2	3	1	8	3	1	0	2	32	
12	WILEY, Jake	0-1	0-0	0-0	0	2	2	2	0	0	1	0	0	11	
15	EMERSON, Nick	0-0	0-0	0-0	0	0	0	0	0	0	0	0	0	2	
24	COLEMAN, Spencer	1-5	1-3	0-2	0	2	2	5	3	1	2	0	1	18	
33	WEISNER, Mike	3-5	1-2	0-0	0	2	2	1	7	0	3	1	1	24	
	Team				5	0	5								
	Totals	19-49	6-16	16-21	9	21	30	22	60	8	17	2	4	200	

FG % 1st Half: 12-25 48.0% 2nd half: 7-24 29.2% Game: 19-49 38.8% Deadball Rebounds 3
 3FG % 1st Half: 4-9 44.4% 2nd half: 2-7 28.6% Game: 6-16 37.5%
 FT % 1st Half: 3-4 75.0% 2nd half: 13-17 76.5% Game: 16-21 76.2%

BYU 85 • 5-2, 0-0 WCC

#	Player	Total		3-Ptr		Rebounds			PF	TP	A	TO	Blk	Stl	Min
		FG-FGA	FG-FGA	FT-FTA	FT-FTA	Off	Def	Tot							
00	DAVIES, Brandon	* 6-13	0-1	9-17	3	7	10	0	21	6	1	2	4	33	
02	CUSICK, Craig	* 2-6	2-5	0-0	0	3	3	3	6	2	0	0	3	27	
03	HAWS, Tyler	* 6-12	1-4	5-6	0	2	2	0	18	3	3	1	1	31	
12	SHARP, Josh	* 6-8	0-0	1-2	5	3	8	3	13	1	0	0	0	25	
13	ZYLSTRA, Brock	* 3-6	2-5												

Official Basketball Box Score -- Game Totals -- Final Statistics
UTAH vs BYU
12/08/12 7:05 pm at Provo, Utah, Marriott Center

UTAH 58 • 6-3, 0-0 Pac 12

##	Player	Total		3-Ptr		Rebounds			PF	TP	A	TO	Blk	Stl	Min
		FG-FGA	FG-FGA	FT-FTA	Off	Def	Tot								
01	Dean, Glen	* 3-10	3-6	1-2	0	4	4	1	10	3	3	0	0	32	
05	DuBois, Jarred	* 1-8	0-6	2-4	0	2	2	4	4	2	6	0	1	33	
21	Loveridge, Jordan	* 5-11	1-2	3-3	0	0	0	1	14	1	0	1	0	36	
31	Bachynski, Dallin	* 2-3	0-0	3-4	2	7	9	4	7	2	2	1	0	16	
43	Martin, Cedric	* 0-4	0-2	0-0	2	4	6	3	0	2	0	0	2	25	
02	Dotson, Aaron	2-3	0-1	0-0	0	0	0	1	4	2	1	0	0	9	
03	Seymour, Justin	1-6	1-5	2-2	0	6	6	2	5	0	2	0	0	18	
10	Lenz, Renan	1-2	1-1	2-2	0	1	1	3	5	0	0	0	0	8	
42	Washburn, Jason	4-5	0-0	1-1	3	4	7	2	9	0	1	2	0	23	
Team					2	3	5								
Totals		19-52	6-23	14-18	9	31	40	21	58	12	15	4	3	200	

FG % 1st Half: 13-28 46.4% 2nd half: 6-24 25.0% Game: 19-52 36.5% Deadball Rebounds 2
 3FG % 1st Half: 3-8 37.5% 2nd half: 3-15 20.0% Game: 6-23 26.1%
 FT % 1st Half: 6-7 85.7% 2nd half: 8-11 72.7% Game: 14-18 77.8%

BYU 61 • 6-3, 0-0 WCC

##	Player	Total		3-Ptr		Rebounds			PF	TP	A	TO	Blk	Stl	Min
		FG-FGA	FG-FGA	FT-FTA	Off	Def	Tot								
00	DAVIES, Brandon	* 4-10	0-0	3-6	4	2	6	3	11	0	3	3	2	33	
02	CUSICK, Craig	* 2-6	2-5	2-2	0	0	0	2	8	2	2	0	2	29	
03	HAWS, Tyler	* 2-10	0-3	10-10	2	4	6	2	14	1	1	0	1	34	
12	SHARP, Josh	* 1-6	0-1	0-2	3	6	9	4	2	0	0	0	2	31	
13	ZYLSTRA, Brock	* 0-6	0-4	0-0	0	5	5	1	0	1	3	0	0	21	
01	DELGADO, Raul	0-1	0-1	0-0	1	0	1	0	0	0	0	0	0	1	
10	CARLINO, Matt	7-13	5-10	0-0	0	3	3	2	19	5	2	0	3	30	
20	WINDER, Anson	1-4	0-2	1-2	0	1	1	0	3	0	0	0	0	8	
33	AUSTIN, Nate	1-4	0-0	0-0	1	2	3	1	2	0	0	0	0	9	
42	HARWARD, Ian	1-1	0-0	0-1	2	0	2	1	2	0	0	0	0	4	
Team					3	3	6								
Totals		19-61	7-26	16-23	16	26	42	16	61	9	11	3	10	200	

FG % 1st Half: 9-31 29.0% 2nd half: 10-30 33.3% Game: 19-61 31.1% Deadball Rebounds 2
 3FG % 1st Half: 3-14 21.4% 2nd half: 4-12 33.3% Game: 7-26 26.9%
 FT % 1st Half: 5-6 83.3% 2nd half: 11-17 64.7% Game: 16-23 69.6%

Officials: Mike Scyphers, Randy McCall, Ken Ditty
 Technical fouls: UTAH-None. BYU-DAVIES, Brandon.
 Attendance: 16109

Score by periods	1st	2nd	Total
UTAH	35	23	58
BYU	26	35	61

Last FG - UTAH 2nd-07:05, BYU 2nd-02:47.
 Largest lead - UTAH by 12 1st-02:59, BYU by 3 2nd-00:16.

	In	Off	2nd	Fast	Bench
Points	22	6	8	0	23
Paint	18	13	9	4	26
UTAH					
BYU					

Score tied - 6 times.
 Lead changed - 5 times.

Official Basketball Box Score -- Game Totals -- Final Statistics
BYU vs Weber State
12/15/12 7:00 p.m. at Ogden, Utah (Dee Events Center)

BYU 78 • 7-3

##	Player	Total		3-Ptr		Rebounds			PF	TP	A	TO	Blk	Stl	Min
		FG-FGA	FG-FGA	FT-FTA	Off	Def	Tot								
03	HAWS, Tyler	f 6-15	1-2	10-10	2	4	6	2	23	3	1	1	2	38	
12	SHARP, Josh	f 0-0	0-0	0-0	0	2	2	4	0	1	0	0	0	8	
00	DAVIES, Brandon	c 14-17	0-0	5-6	2	6	8	2	33	1	3	1	0	36	
02	CUSICK, Craig	g 1-3	0-1	0-0	0	4	4	3	2	1	0	0	0	23	
10	CARLINO, Matt	g 3-7	0-3	0-0	0	4	4	3	6	2	6	0	1	30	
01	DELGADO, Raul	1-2	0-1	0-0	0	2	2	2	2	2	0	0	2	12	
05	AMBROSINO, Agustin	0-1	0-1	0-0	0	0	0	0	0	0	0	0	0	8	
13	ZYLSTRA, Brock	0-2	0-1	0-0	1	1	2	0	0	0	1	0	0	11	
23	CALVERT, Cory	3-4	1-1	2-2	1	1	1	1	9	0	1	0	0	10	
33	AUSTIN, Nate	1-2	0-0	1-2	3	3	6	3	3	0	0	0	0	20	
42	HARWARD, Ian	0-1	0-0	0-0	1	0	1	0	0	0	1	0	1	4	
Team					0	0	0								
Totals		29-54	2-10	18-20	9	27	36	20	78	10	13	2	6	200	

FG % 1st Half: 12-25 48.0% 2nd half: 17-29 58.6% Game: 29-54 53.7% Deadball Rebounds 1
 3FG % 1st Half: 0-4 0.0% 2nd half: 2-6 33.3% Game: 2-10 20.0%
 FT % 1st Half: 12-12 100.0 2nd half: 6-8 75.0% Game: 18-20 90.0%

Weber State 68 • 4-3

##	Player	Total		3-Ptr		Rebounds			PF	TP	A	TO	Blk	Stl	Min
		FG-FGA	FG-FGA	FT-FTA	Off	Def	Tot								
13	OTIS, Frank	f 3-4	0-0	0-1	2	5	7	1	6	1	3	0	0	25	
15	BERRY, Davion	f 10-14	1-4	4-5	0	2	2	3	25	2	2	0	2	30	
44	TRESNAK, Kyle	c 1-4	0-0	2-5	1	1	2	3	4	0	2	0	0	17	
04	BAMFORTH, Scott	g 1-8	1-5	0-2	0	1	1	2	3	3	1	0	0	28	
05	RICHARDSON, Jordan	g 3-9	2-7	0-0	0	2	2	1	8	2	0	0	0	29	
00	WHEELWRIGHT, Gelaun	4-9	0-3	4-4	1	1	2	3	12	3	1	0	1	20	
21	BOLOMBOY, Joel	3-5	0-0	1-4	3	4	7	3	7	0	1	1	0	27	
32	WILLIAMS, Royce	0-0	0-0	3-4	0	0	0	1	3	0	0	0	0	12	
45	HAJEK, James	0-3	0-0	0-0	3	1	4	2	0	0	1	0	1	12	
Team					1	0	1								
Totals		25-56	4-19	14-25	11	17	28	19	68	11	11	1	4	200	

FG % 1st Half: 11-27 40.7% 2nd half: 14-29 48.3% Game: 25-56 44.6% Deadball Rebounds 4
 3FG % 1st Half: 2-12 16.7% 2nd half: 2-7 28.6% Game: 4-19 21.1%
 FT % 1st Half: 2-9 22.2% 2nd half: 12-16 75.0% Game: 14-25 56.0%

Officials: Horace Shields, Klaus Endrissat, Deldre Carr
 Technical fouls: BYU-None. Weber State-None.
 Attendance: 8695

Score by periods	1st	2nd	Total
BYU	36	42	78
Weber State	26	42	68

Last FG - BYU 2nd-00:40, WSU 2nd-00:32.
 Largest lead - BYU by 15 2nd-06:01, WSU by 2 1st-17:20.

	In	Off	2nd	Fast	Bench
Points	36	14	6	0	14
Paint	30	18	6	0	22
BYU					
WSU					

Score tied - 3 times.
 Lead changed - 2 times.

2012-13 SEASON STATISTICS
BYU Combined Team Statistics (as of Dec 15, 2012)
All games

RECORD:	OVERALL	HOME	AWAY	NEUTRAL
ALL GAMES	7-3	5-0	1-1	1-2
CONFERENCE	0-0	0-0	0-0	0-0
NON-CONFERENCE	7-3	5-0	1-1	1-2

#	Player	gp-gs	min	avg	Total		3-Point		F-Throw		Rebounds					pf	dq	a	to	blk	stl	pts	avg	
					fg-fga	fg%	3fg-fga	3fg%	ft-fta	ft%	off	def	tot	avg										
03	HAWS, Tyler	10-10	337	33.7	68-150	.453	12-35	.343	56-59	.949	19	37	56	5.6	15	0	29	25	3	13	204	20.4		
00	DAVIES, Brandon	10-10	286	28.6	70-125	.560	1-4	.250	53-78	.679	22	52	74	7.4	30	0	26	30	18	13	194	19.4		
10	CARLINO, Matt	10-6	246	24.6	31-80	.388	8-35	.229	5-8	.625	7	23	30	3.0	13	0	43	21	0	13	75	7.5		
13	ZYLSTRA, Brock	10-9	260	26.0	26-69	.377	14-41	.341	8-10	.800	4	36	40	4.0	22	0	22	12	1	11	74	7.4		
02	CUSICK, Craig	10-5	251	25.1	17-48	.354	11-31	.355	7-11	.636	2	27	29	2.9	16	0	25	13	0	11	52	5.2		
12	SHARP, Josh	10-9	227	22.7	22-41	.537	0-2	.000	6-11	.545	22	27	49	4.9	28	0	4	10	7	4	50	5.0		
33	AUSTIN, Nate	10-0	135	13.5	13-33	.394	1-3	.333	7-14	.500	20	22	42	4.2	16	0	3	6	5	4	34	3.4		
23	CALVERT, Cory	8-0	56	7.0	7-18	.389	2-7	.286	2-2	1.000	0	4	4	0.5	7	0	3	3	0	1	18	2.3		
42	HARWARD, Ian	10-0	53	5.3	7-17	.412	0-0	.000	6-9	.667	7	7	14	1.4	19	1	1	4	1	2	20	2.0		
05	AMBROSINO, Agustin	9-1	62	6.9	6-13	.462	5-12	.417	0-0	.000	2	6	8	0.9	9	0	2	7	2	1	17	1.9		
01	DELGADO, Raul	8-0	61	7.6	5-16	.313	1-7	.143	0-0	.000	3	6	9	1.1	9	0	6	1	0	4	11	1.4		
20	WINDER, Anson	6-0	26	4.3	1-5	.200	0-3	.000	2-4	.500	1	2	3	0.5	2	0	0	0	0	0	4	0.7		
Team											16	21	37											
Total.....		10	2000		273-615	.444	55-180	.306	152-206	.738	125	270	395	39.5	186	1	164	133	37	77	753	75.3		
Opponents.....		10	2000		242-571	.424	58-184	.315	158-217	.728	95	249	344	34.4	191	5	130	146	32	66	700	70.0		

TEAM STATISTICS	BYU	OPP	Date	Opponent	Score	Att.
SCORING	753	700	11/09/12	TENNESSEE STATE	w 81-66	16283
Points per game	75.3	70.0	11/13/12	GEORGIA STATE	w 80-62	13181
Scoring margin	+5.3	-	11/16/12	vs Florida State	L 70-88	6433
FIELD GOALS-ATT	273-615	242-571	11/17/12	vs Notre Dame	L 68-78	5502
Field goal pct	.444	.424	11/21/12	UTSA	w 81-62	16475
3 POINT FG-ATT	55-180	58-184	11/24/12	CAL STATE NORTHRIDGE	w 87-75	20900
3-point FG pct	.306	.315	11/28/12	vs Montana	w 85-60	12378
3-pt FG made per game	5.5	5.8	12-01-12	at Iowa State	L 62-83	13739
FREE THROWS-ATT	152-206	158-217	12/08/12	UTAH	w 61-58	16109
Free throw pct	.738	.728	12/15/12	at Weber State	w 78-68	8695
F-Throws made per game	15.2	15.8				
REBOUNDS	395	344	* - Conference game			
Rebounds per game	39.5	34.4				
Rebounding margin	+5.1	-				
ASSISTS	164	130				
Assists per game	16.4	13.0				
TURNOVERS	133	146				
Turnovers per game	13.3	14.6				
Turnover margin	+1.3	-				
Assist/turnover ratio	1.2	0.9				
STEALS	77	66				
Steals per game	7.7	6.6				
BLOCKS	37	32				
Blocks per game	3.7	3.2				
ATTENDANCE	82948	46747				
Home games-Avg/Game	5-16590	2-11217				
Neutral site-Avg/Game	-	3-8104				

Score by Periods	1st	2nd	Totals
BYU	380	373	753
Opponents	337	363	700