



BRIGHAM YOUNG

2013 FOOTBALL ALMANAC



BYU FOOTBALL - A WINNING TRADITION

- 1984 National Champions
- No. 5 in FBS total wins (357) since 1972
- 23 conference championships
- 31 bowl game appearances
- 18 National Top-25 NCAA finishes
- Five of the last seven seasons with 10 or more wins
- 74-29 record under Bronco Mendenhall, No. 12 in last 8 years
- Ranked in the Top 25 during each of the last seven seasons
- Top 5 nationally in passing offense 19 times
- No. 3 in total defense in 2012, No. 13 in 2011 and No. 24 in 2010
- Program-record four consecutive bowl victories
- 6-2 bowl record last eight years (no team has more bowl wins)
- No. 3 in West attendance in 2012
- One of only five schools with Heisman Trophy, Outland Trophy, Davey O'Brien Award & Doak Walker Award winners
- Four All-Americans in 2012 – LB Kyle Van Noy, P Riley Stephenson, DL Ezekiel Ansah and WR Cody Hoffman
- At least one Freshman All-American seven of the last eight seasons
- Seven Academic All-American selections under Mendenhall
- Led FBS in NFF Hampshire Honor Society selections 3 of last 4 years





LB KYLE VAN NOY
ALL-AMERICAN

2013 HONORS
CANDIDATE

The 2013 BYU Football Almanac is designed to provide local, regional and national media with useful information about the BYU football program, its history and tradition. Additional information, including the most up to date rosters, statistics and news is available online at byucougars.com. Should you require additional information, such as photographs, video or other inquiries, please contact the BYU Athletic Communications office at (801) 422-8948. We appreciate your coverage of BYU football and look forward to working with you this season.



TABLE OF CONTENTS

1

INTRODUCTION

Introduction	1
Table of Contents	2
2013 Schedule	3
BYU Quick Facts	4-5

6

2013 SEASON PREVIEW

Season Outlook	6-8
Storylines to watch	9
Worth Noting	10
Independence, ESPN, BYUtv	11
Tradition, Spirit, Honor	12-13
Honors Candidates	14-17
Top Returning Stat Leaders	18
Lettermen Breakdown	19
2012 Starts/Pronunciation	20
Projected Depth Chart	21
Roster	22-24
2013 Recruiting Class	25

26

MEET THE COUGARS

Featured Player Bios	26-47
Players A-H	26-34
Players J-P	34-41
Players R-Z	41-47

48

BYU COACHING STAFF

Bronco Mendenhall Bio	48-52
Assistant Coaches	53-57
Football Support Staff	58
Athletic Administration	59

60

THE UNIVERSITY

History, Admin, Facts	60-61
Cougars on Missions	62
Cougar Club	63
Football Facilities	64
LaVell Edwards Stadium	65-67

68

2013 OPPONENTS

2013 Opponents	68-79
2013 Kraft Fight Hunger Bowl	80
Record vs. Opponents	81
Opponent Series Results	82-83

84

2012 SEASON REVIEW

Season in Review	84-85
Game-by-game Recaps	86-99
2012 All-Indy Teams	100
2012 Statistics	101-109

110

FOOTBALL TRADITION

1984 National Champions	110
LaVell Edwards	111
Quarterback Awards	112-113
Quarterback Factory	114-115
Quarterback Records	116-117
Outland Trophy	118
Doak Walker Award	119
Polynesian Tradition	120
Tight End Tradition	121
Hall of Fame Inductees	122-123
All-Conference	124-125
All-Americans	126-129
Academic All-Americans	130
Lettermen	131-139

140

FOOTBALL RECORDS

Indiv. School Records	140-142
BYU NCAA Records	143-144
Top Individual Marks	145-153
Year-by-Year Leaders	154-157
Team Records	158-159

160

FOOTBALL HISTORY

Year-by-Year Results	160-167
Conference History	168
Decades of Dominance	169
Yearly Results/Rankings	170-171

172

BOWL HISTORY

Bowl Reviews	172-183
Total Bowl Results	184

185

COUGARS IN THE PROS

Cougars in the Pros	185
BYU and the NFL Draft	186-187
BYU, the NFL, Superbowl	188
NFL Notes	189

190

MEDIA INFORMATION

Media Services	190-191
Staff Phone Directory	191
BYU's Media Partners	192

For the most up to date information on BYU Football please visit BYUCougars.com

WR CODY HOFFMAN
ALL-AMERICAN

2013 HONORS
CANDIDATE

2013 FOOTBALL ALMANAC CREDITS

Produced by: Kenny Cox, Brett Pyne and Dave Broberg
 Layout & Design by: Erin Tew, Blaine Panell, Dave Broberg and Kenny Cox
 Editorial content provided by: Kenny Cox, Brett Pyne and Ralph Sokolowsky
 Editing by: Kenny Cox, Brett Pyne, Duff Tittle, Rachel Hawks, Aaron Sorenson and Whitney Weekes
 Photography by: Mark Philbrick and Jaren Wilkey

2013 SCHEDULE

DATE	DAY	OPP	PLACE	TIME/TV
Aug. 31	Sat	Virginia	Charlottesville, VA	3:30 p.m. ET/ESPNU
Sept. 7	Sat	Texas	Provo, UT	5 p.m. MT/ESPN2
Sept. 21	Sat	Utah	Provo, UT	TBA
Sept. 27	Fri	Middle Tennessee	Provo, UT	TBA
Oct. 4	Fri	Utah State	Logan, UT	6 p.m. MT/CBS Sports
Oct. 12	Sat	Georgia Tech (HC)	Provo, UT	TBA
Oct. 19	Sat	Houston	Houston, TX	TBA
Oct. 25	Fri	Boise State	Provo, UT	6 p.m. MT/ESPN
Nov. 9	Sat	Wisconsin	Madison, WI	TBA
Nov. 16	Sat	Idaho State	Provo, UT	1 p.m. MT/BYUtv
Nov. 23	Sat	Notre Dame	South Bend, IN	3:30 p.m. ET/NBC
Nov. 30	Sat	Nevada	Reno, NV	12 p.m. PT/CBS Sports

Subject to change, all times local to site



2013 BYU FOOTBALL

::Quick Facts

UNIVERSITY INFORMATION


Location: Provo, Utah
 Founded: Oct. 15, 1875
 Elevation: 4,553 feet
 Enrollment: 33,336
 Nickname: Cougars
 Mascot: Cosmo
 Colors: Dark Blue and White
 Stadium (capacity): LaVell Edwards Stadium (63,470)
 Surface: Natural Grass
 President: Cecil O. Samuelson
 Athletics Director: Tom Holmoe

MEDIA RELATIONS

Football Media Relations: Brett Pyne
 Office Phone: 801-422-4912
 Cell Phone: 801-367-1631
 Football Assistant Kenny Cox
 Office Number 801-422-8999
 Cell Phone 801-473-7434
 Media Relations Main Office: 801-422-8948
 Media Relations Fax: 801-422-0633
 Edwards Stadium Press Box: 801-422-2609
 Website: www.byucougars.com
 Address: 30 SFH; Provo, UT 84602
 Twitter @BYUCougars

FOOTBALL STAFF

Head Coach: . Bronco Mendenhall (Oregon State, '88)
 Seasons: entering 9th
 Career Record: 74-29 (.718)
 Record at BYU: same
 Off. Coordinator/Asst.: Head Coach: Robert Anae, 7th Yr.
 Offensive Line: Garrett Tujague, 1st Yr.
 Running Backs: Mark Atuaia, 1st Yr.
 Receivers: Guy Holliday, 1st Yr.
 Quarterbacks: Jason Beck, 1st Yr.
 Inside Linebackers: Paul Tidwell, 13th Yr.
 Defensive Line: Steve Kaufusi, 12th Yr.
 Defensive Coordinator/Secondary: . Nick Howell, 4th Yr.
 Sp. Teams Coord./Outside LBs: . Kelly Poppinga, 3rd Yr.
 Strength & Conditioning: Jay Omer, 13th Yr.
 Offensive Graduate Assistant: Andrew George
 Offensive Graduate Assistant: Matt Edwards
 Defensive Graduate Assistant: Jason Walker
 Defensive Graduate Assistant: Jason Kaufusi
 Director of Football Operations: Duane Busby
 High School Relations Coordinator: . Patrick Hickman
 Football Player Personnel Coordinator: . Geoff Martzen
 Video Coordinator: Lane Olson
 Equipment Manager: Mick Hill
 Head Football Trainer: Jeff Hurst
 Director, Student Athlete Academic Center: . Trevor Wilson





FOOTBALL TEAM INFORMATION

Defense: 3-4
Offense: Multiple Formation
2012 Record: 8-5
Affiliation FBS Independent

PROGRAM HISTORY

National Championships: 1 (1984)
Conference Championships: 23 (last 2007)
Bowl Appearances: 31
Bowl Record: 13-17-1
Last Bowl Appearance: 2012 Poinsettia Bowl
..... W, 23-6 vs. San Diego State
Last Bowl Victory: 2012 Poinsettia Bowl
..... (23-6 vs. San Diego State)
Bowl Streak: 8 (6-2 record)
Current Bowl Win Streak: 4*
First Year of Football: 1922
All-time Record: 530-388-26 (.575)
All-time Home Record: 289-131-6 (.685)
All-time Road Record: 216-237-19 (.478)
All-time Neutral Record 26-20-1 (.564)
All-time Independent Record: 18-8 (.692)
Stadium Record: 216-66 (.766)
Stadium Record (since 1982 expansion): 147-41 (.782)
Stadium Record (since 2000 renaming): 56-18 (.757)

*program record

STARTERS/LETTERWINNERS RETURNING

Letterwinners Returning/Lost: 45/28
Offensive Letterwinners Returning/Lost: 26/12
Defensive Letterwinners Returning/Lost: 18/17
Specialist Letterwinners Returning/Lost (also
counted among off/def): 2/2
Offensive Starters Returning/Lost: 8/3
Other Offensive Returners with Starting Exp. ... 6
Defensive Starters Returning/Lost: 6/6
Other Defensive Returners with Starting Exp. ... 1





THIS IS COUGAR FOOTBALL

2013 BYU FOOTBALL SEASON PREVIEW



FACING ONE OF THE PROGRAM'S TOUGHEST SCHEDULES, 2013 SQUAD PREPARES FOR THE CHALLENGE

BYU's second season as an independent ended with an 8-5 record, a program-best fourth-consecutive bowl victory and the No. 3-rated defense in the nation. All-American linebacker Kyle Van Noy led the charge last year and returns for his senior year to set the tone for the Cougars one more time in 2013. BYU has 14 returning starters (eight offense, six defense) along with its place-kicker and primary return specialist. The Cougars will need to replace starters at quarterback, offensive line, defensive line, middle linebacker, cornerback and punter. Several freshmen and underclassmen saw time in 2012 and will be competing for starting spots and contributing roles for the 2013 campaign. BYU also saw a change in the makeup of the coaching staff in the offseason as Robert Anae rejoined the staff as the offensive coordinator, and four other new coaches will look to revamp the Cougar offensive attack. With the pieces in place and a daunting 2013 schedule ahead, the new-look BYU squad is gearing up for the new season.

SCHEDULE

BYU's 2013 schedule may be the toughest in program history. The 12-game schedule with six road games and

six home games includes fellow independent Notre Dame and teams from eight different conferences, including the Atlantic Coast, Big Ten, Big 12, Pac-12, American Athletic, Conference USA, Mountain West and Big Sky.

BYU will face seven teams that participated in bowl games during the 2012 season, including Texas, Wisconsin, Georgia Tech, Boise State, Utah State, Nevada and Notre Dame, which played Alabama for the BCS National Championship. Four teams finished the 2012 season ranked in both the AP Top 25 and USA Today Coaches Poll, including Notre Dame (No. 4/No. 3), Utah State (16/17), Boise State (18/14) and Texas (19/18).

Eight of the 12 opponents on the Cougars' 2013 schedule finished last season with a winning record, with FBS opponents combined for an 87-54 (.617) record in 2012.

QUARTERBACK

After playing in six games and starting two in 2012 before a season-ending knee injury, sophomore Taysom Hill won the starting job out of spring and has the most game experience under his belt. The 6-foot-2, 220-pound dual-threat speedster led BYU to wins in both starts, passing for 425 yards and four touchdowns and rushing for another 336 and four scores on 55 carries.

Hill won't be the only quarterback in the cupboard with redshirt sophomore Ammon Olsen turning in a strong spring. The 6-foot-3, 210-pounder from Draper, Utah, manned the scout team last year and played in six games at Southern Utah before an LDS mission. BYU also has senior Jason Munns, a 6-foot-5, 249-pound pocket passer with plenty of experience in the program. True freshman Billy Green from King's High School in Seattle enrolled in school early and participated in spring along with Snow College transfer Christian Stewart who represented well.

RUNNING BACK

BYU has a loaded backfield in 2013 with the return of both Jamaal Williams after a record-setting true freshman season and senior Michael Alisa, who started five games in 2012 before his season was cut short with a broken arm. Williams, at 6-foot and 190 pounds, ran for 775 yards and 12 touchdowns, both BYU records for a true freshman. He also added 27 receptions for 315 yards and one touchdown. Alisa, more of a bruiser at 6-foot-1 and 220 pounds, started the first five games before his injury, rushing 58 times for 222 yards and one score. With both proven talents in the backfield, the Cougar ground game looks to be in good hands.

Expected to play at a faster pace, BYU will need the services of Adam Hine, an incredible athlete who saw action on special teams last year and is ready to step into the backfield and contribute. The Cougars also have Iona Pritchard, a combo-type back at 6-foot, 244 pounds as well as rugby star Paul Lasike. Lasike learned the game quickly and contributed with 33 carries for 129 yards and two touchdowns last season. Also looking for reps will be AJ Moore, who played in spring but battled injuries, and Algernon Brown who is back from a mission to help out as well.

WIDE RECEIVER

Phil Steele Preseason All-American Cody Hoffman returns for his senior season after finishing 2012 with his best season yet, totaling 100 catches, 1,248 yards and 11 touchdowns. At 6-foot-4 and 215 pounds, "The Hoff" is poised to finish his career the statistical best in school history, needing just 19 receptions, 538 yards and three receiving touchdowns to become the school's leader in each respective category.

Hoffman also enters 2013 as the NCAA's active leader in receiving touchdowns with 28

and is No. 3 in receptions (203) and No. 4 in receiving yards (2,718). The senior will also look to add onto his streak of 32 games with a reception, No. 3 nationally.

Lining up with Hoffman will be a bevy of other talented wideouts. Junior Ross Apo, another tall target who caught 31 passes for 311 yards as a sophomore, will look to have a breakout season in 2013. In the slot position, JD Falslev returns as a senior after snagging 37 receptions for 274 yards and two touchdowns. Senior Skyler Ridley made a big impact last year with 20 catches for 206 yards and one touchdown and strengthens the receiving core. Athletic brothers Marcus and Mitch Mathews will be in the mix and sophomore Cody Raymond saw time last year and could also fit into the rotation in 2013. True freshman Michael Davis, a speedster from California, could also make an impact in the fall once he joins the program and walk-on Eric Thornton impressed in spring.

TIGHT END

BYU returns all of its tight ends in 2013, including senior Kaneakua Friel, who finished the season with five touchdowns. The Cougars will have an experienced group alongside Friel with junior Devin Mahina, senior Richard Wilson and sophomore Stehly Reden. The tight ends caught 49 passes for 573 yards and seven touchdowns last year. Brett Thompson, a big receiver at 6-foot-3 and 220 pounds, will also see significant time in the tight end position and adds speed and solid hands. With Anae back at the helm of the offense, expect the tight ends to make a bigger impact, similar to the days of All-Americans Jonny Harline and Dennis Pitta.

OFFENSIVE LINE

Offensive line may be where the most competitive position battles take place for the 2013 season. Four players return with starting experience in sophomore tackle Ryker Mathews and guards senior Manaaki Vaitai, junior Solomone Kafu and junior Brock Stringham. Mathews and Stringham are coming back from injury.

In the mix will be sophomore Tui Crichton, junior Michael Yeck and sophomore Terrance Alletto as well as freshman Jordan Black off a mission and freshman Brad Wilcox after a redshirt year. BYU also signed eight offensive linemen in the 2013 recruiting class, including four from the junior college ranks, who will be expected to contribute right away in the fall.



JAMAAL WILLIAMS

CODY
HOFFMAN

MICHAEL ALISA



RYKER MATHEWS



EATHYN MANUMALEUNA

SPENCER
HADLEY

DANIEL SORENSEN

JORDAN
JOHNSON

DEFENSIVE LINE

BYU loses three starters on the defensive line, including No. 5 overall NFL Draft pick Ezekiel Ansah. Four-year starter Eathyn Manumaleuna, however, is back for a fifth year after he went down with a knee injury in the fourth game of 2012.

The Cougars have young talents Bronson Kaufusi and Remington Peck ready to step up. Both saw plenty of action last year at defensive end and impressed in spring. Redshirt freshman Theodore King and converted tight end Austin Holt will also look for time. At nose tackle BYU needs to fill the void left by Romney Fuga and will call upon Manumaleuna to shift to nose tackle. Junior college transfer Marques Johnson will compete for time and returned missionary Tuni Kanuch and junior college transfer Kalolo Utu in the fall will also enter the mix.

OUTSIDE LINEBACKER

The playmaking part of BYU's 3-4 defense focuses on senior leader Kyle Van Noy. The 6-foot-3, 245 pounder decided to put off the NFL for one more year and play his senior season after leading the 2012 defense to a No. 3 ranking. Van Noy finished last season tied for No. 2 in the nation in sacks and forced fumbles along with ranking No. 4 in tackles for loss.

On the opposite side at the strongside position, Spencer Hadley started all 13 games after sliding over from the inside. Hadley finished 2012 with 55 tackles and nine tackles for loss. BYU also has Alani Fua and Jheremmya Leuta-Douyere returning.

INSIDE LINEBACKER

After leading BYU in tackles for two straight years, Brandon Ogletree is gone along with Uona Kaveinga, leaving both middle linebacker spots open. Manoa Pikula (Buck) and Uani 'Unga (Mike) both played significant time at each position along with seniors Tyler Beck and Austen Jorgensen who have seen plenty of action. The Cougars also return Teu Kautai and added missionary Toloai Ho Ching in the spring.


CORNERBACK

Jordan Johnson returns at field corner after a productive first year as a starter, but the Cougars will need to find a replacement at boundary with Preston Hadley graduating. Junior college transfer Trenton Trammell enrolled mid-year but sustained an ACL injury during spring and will redshirt the 2013 season. Utility man

Mike Hague, Skye PoVey, Adam Hogan, Trevor Bateman and junior college transfer Sam Lee will all look to find time on the field at one of the corner positions.

SAFETY

BYU keeps a tandem of hard-hitting starting safeties with senior Daniel Sorensen and junior Craig Bills. Sorensen, a KAT safety, was second on the team with 68 tackles and led with three picks. Bills took over the starting free safety spot the second half of the year and finished with 47 tackles and five pass breakups. Hague could also contribute in nickel package in addition to boundary corner. Transfers Drew Reilly and Michael Wadsworth are now available and ready to play.



KYLE VAN NOY

KICKERS

All-American punter Riley Stephenson is gone after graduating, so the Cougars will need to find a new punter. Options include junior Scott Arellano and freshman Jordan Miller. Justin Sorensen returns at placekicker. After battling injuries the past two seasons, the senior looks to finish out his BYU career strong.

RETURNERS

Return man JD Falslev handled both kickoff returns and punt returns for the second half of the 2012 season and likely will begin 2013 the same way. Falslev had 11 kick returns for 286 yards and 26 punt returns for 247 yards. Falslev is the NCAA's active leader in total punt returns (63) and punt return yards (603).

Mike Hague, Jordan Johnson, Cody Hoffman and newcomer Michael Davis could also impact the return game for 2013.

2013 Storylines to Watch

TOUGH SCHEDULE

The 2013 schedule appears to be the most daunting in the school's history. The fall schedule is highlighted by home dates with Texas, Utah, Boise State and Georgia Tech with road contests vs. Virginia, Utah State, Notre Dame, Wisconsin and Nevada. Eight of the 12 opponents on the Cougars 2013 schedule finished last season with a winning record. The Cougars' FBS opponents in 2013 combined for an 87-54 (.617) record last year.

SENIOR LEADERSHIP

BYU will have plenty of seasoned veterans on a squad featuring 19 seniors in 2013. Led by Kyle Van Noy, Cody Hoffman, JD Falslev, Eathyn Manunaleuna, Spencer Hadley, Michael Alisa and Daniel Sorensen, BYU will have a strong core heading into the new challenge of 2013. The senior leaders will be expected to set the example for the youngsters and lead the way for the new campaign.

RETURN OF THE VAN NOY

Despite speculation Van Noy would forego his senior season and enter the draft following a stellar junior year, he opted to stay in school and finish what he started at BYU. Van Noy currently has 44.5 tackles for loss and 22 sacks in his career, good for No. 1 and No. 2 in school history since official NCAA defensive statistics began in 2000. He also enters 2013 as the NCAA's active leader in career sacks, second in forced fumbles (11) and third in tackles for loss. Van Noy will lead an athletic and confident defense one more time, helping to cement his place in Cougar history and finish as one of BYU's all-time greats.

HOFFMAN'S LEGACY

Wideout Cody Hoffman has an opportunity to end his Cougar career as possibly the best receiver in BYU history. He enters 2013 needing just 19 receptions, 538 yards and three touchdowns to take the top spot among the all-time leaders. As of now, Hoffman has amassed 203 receptions, 2,718 yards and 28 receiving touchdowns in his career, good for fourth, fifth and third, respectively, at BYU. Hoffman holds the record for receiving touchdowns in

a game (5) and needs four 100-yard receiving games to have the most in program history.

TAYSOM TIME

Sophomore Taysom Hill earned the starting spot on the post-spring depth chart after showing the talent and leadership to take the reins of the 2013 offense. Hill went 2-0 in his two starts and posted 425 passing yards and 336 rushing yards in six games and was responsible for eight touchdowns (four pass/four rush). The team is confident in backup Ammon Olsen, a sophomore, after a strong spring, along with senior Jason Munns, junior Christian Stewart and freshman Billy Green.

NEW PLACES, NEW FACES

BYU revamped the offensive coaching staff for the 2013 season. The new staff includes Robert Anae, returning as the offensive coordinator for a second go-around with the Cougars after a two-year stint at Arizona. Joining Anae will be offensive line coach Garrett Tujague, running backs coach Mark Atuaia, receivers coach Guy Holliday and quarterbacks coach Jason Beck. The new staff brings a variety of backgrounds and experience.


GO FAST, GO HARD

With Anae leading the offense once again, he's brought the mantra of "Go fast, go hard" to the team. Players conditioning has been ramped up with the expectation of nothing less than 100 percent on every drill, every rep and every workout.


OFFENSIVE LINE POSITIONS

New players, new coaches and spring ball have provided the baseline for improvement on the O-line for 2013. Essentially every spot will be up for grabs in the fall to find the best combination possible to protect the signal caller for 2013. Eight offensive linemen, including top prep recruit Brayden Kearsley and four junior college transfers, join the Cougars in the fall, all ready to fight for a spot. Anae and Tujague look to mold the offensive line into a strength of the team yet again.

TAYSOM HILL



ROBERT ANAE





WORTH NOTING

Since LaVell Edwards became the head coach of BYU in 1972, BYU ranks No. 5 in total wins with 357. Just four teams (Nebraska - 398, Oklahoma - 378, Ohio State - 369 and Michigan - 366) have more victories than BYU over that timespan. Head coach Bronco Mendenhall took the team from No. 7 in total wins with 283 wins entering the 2005 season and has since added his 74 victories to move BYU up to No. 5 with 357 total and counting.

BYU has a proven system in place under Mendenhall. In his eight years as head coach, he has the highest win percentage of any coach in BYU history at .718 (74-29). He won more games in his first 100 contests coached than Hall of Fame coach LaVell Edwards.

BYU's 74-29 record in Mendenhall's eight seasons ranks No. 12 nationally in that timeframe. Only 11 teams have more wins over the last eight seasons. The Cougars also rate well in win percentage. BYU's .718 winning percentage is ranked No. 14 overall in the past eight seasons.

BYU has earned a bowl invitation each of Mendenhall's eight years, and no school in the country has achieved more than BYU's six postseason victories over that timespan. BYU is one of seven programs with six bowl wins since 2005 (along with Alabama, Florida, Florida State, TCU, Texas and Utah). BYU and Florida State are the only two teams in the nation that have won six bowl games over the past seven seasons.

BYU has won four straight bowl games for the first time in school history. The Cougars are one of only four teams to win a bowl game each of the last four seasons, along with BCS National Champion Alabama, Boise State and Florida State.

BYU is tied for ninth among teams with the most 10-win seasons in the past eight years. BYU had five 10-win seasons since 2005. Only eight teams have had more 10-win seasons over the past eight years (Boise State, Ohio State, Va. Tech, TCU, Alabama, LSU, Oklahoma, and Oregon), and BYU is one of just 14 programs with at least five double-digit victories in that timeframe.

BYU is the only school with an exclusive television deal with ESPN. BYU just finished its second season as an independent football program. Over the past two seasons, only eight teams in the nation have had more games than BYU's 18 broadcasts on a national television channel (ESPN, ESPN2, ABC, NBC, CBS, FOX). Ranked ahead of BYU are Notre Dame 26, LSU 21, Alabama 20, Nebraska 20, Wisconsin 20, Clemson 19, Ohio State 19, South Carolina 19)

BYU consistently has one of the top attendance averages in the West. In 2012, BYU's average home attendance of 61,161 ranked No. 3 in the West behind only USC and UCLA.

BYU IN NATIONAL STATISTICAL CATEGORIES

In the past eight seasons BYU has finished ranked in the top 25 in various national statistical categories 127 times (58 defense, 47 offense, 20 special teams, 2 misc.). The Cougars have achieved 78 top-15 statistical rankings, 58 top-10 rankings and 27 top-5 rankings in that span. Below is a year-by-year listing of some of the major categories BYU has been ranked in.

2012

- #1 third-down defense
- #2 red zone defense
- #3 rush defense
- #3 scoring defense
- #3 total defense
- #4 first downs defense
- #5 kicks/punts blocked
- #6 punting average
- #7 fourth-down conversions
- #10 passing defense
- #11 pass breakups
- #16 time of possession
- #19 pass efficiency defense
- #19 kickoff return average
- #20 total sacks
- #23 total tackles for loss
- #24 time of possession

2011

- #5 third-down conversions
- #8 red zone defense
- #11 pass breakups
- #13 total defense
- #14 kickoff average
- #15 pass efficiency defense
- #19 rushing defense
- #19 first downs per game
- #22 scoring defense
- #24 time of possession
- #25 punt return average

2010

- #15 red zone efficiency
- #17 punt return defense
- #21 third-down efficiency
- #22 first down defense
- #23 pass defense
- #24 total defense

2009

- #1 third-down conversion percentage
- #3 passing efficiency
- #8 tackles for loss allowed
- #11 scoring offense
- #15 first down offense
- #16 red zone efficiency
- #17 passing offense
- #21 total offense, rushing defense

2008

- #2 third-down efficiency, fumbles recovered
- #4 tackles for loss allowed
- #5 fourth-down efficiency
- #6 passing offense
- #9 kickoff returns
- #10 first downs offense
- #13 passing efficiency
- #15 turnovers gained
- #16 total offense
- #20 scoring offense

2007

- #5 time of possession
- #6 fourth-down efficiency
- #8 kick return defense
- #9 rush defense, scoring defense
- #10 total defense
- #12 fourth down defense
- #14 passing offense
- #16 tackles for loss allowed
- #17 kickoff returns
- #18 pass efficiency defense, punt return defense
- #21 third-down efficiency
- #25 total offense

2006

- #2 passing efficiency, fewest fumbles lost, fewest turnovers lost, third-down efficiency
- #4 total offense, passing offense, turnover margin
- #5 scoring offense
- #8 tackles for loss allowed
- #10 scoring defense, time of possession
- #12 interceptions
- #14 sacks allowed
- #16 pass efficiency defense
- #18 interceptions thrown
- #20 punt returns
- #25 third-down defense

2005

- #6 passing offense
- #9 time of possession
- #13 total offense
- #16 fumbles lost
- #17 third-down efficiency
- #18 tackles for loss allowed
- #21 fumbles recovered
- #24 scoring offense

ESPN, BYUtv PARTNERSHIP

On Sept. 1, 2010, BYU took a step in a new direction when it announced it would begin competition as a football independent for the 2011 season. The Cougars are heading into their third season as an independent, with 2013 shaping up to be the most challenging and unique schedule to date in school history.

BYU also embarked on an eight-year partnership with ESPN to televise Cougar football on the sports leader's family of networks. BYU is the only school with an exclusive television deal with ESPN and has played 20 of 26 games on one of the ESPN networks (ESPN, ESPN2, ESPNU, ABC) along with two road games on ESPN3 (online) over the past two seasons.

"BYU is nationally recognized as an outstanding university and for the history and tradition of its premier athletic programs," said Burke Magnus, ESPN senior vice president, college sports programming. "Once BYU decided to chart an independent course for football, we both recognized it as a good opportunity to build and grow our strong 30-year relationship. With this agreement, college football fans around the country will see the quality and pageantry of BYU as well as the passion and enthusiasm of its supporters."

One of the most important goals in becoming an independent was the opportunity for more national exposure for the university and its football program. BYU also sought better access for the Cougars' national fan base and the opportunity to schedule high-profile opponents in different areas of the country.

"We've long sought broad, nationwide access to our games for our fans and increased visibility among those who may be less familiar with our university and athletic programs," BYU President Cecil O. Samuelson said. "We've also been looking for ways to take better advantage of our own unique broadcasting resources."

As it was for the past two seasons, every BYU home football game will be televised to a live national audience on the ESPN family of networks or BYUtv. As of June, 2013, BYU has three 2013 games scheduled on one of the ESPN networks and another on BYUtv with additional games yet to be announced. BYU fans will also be able to view same-day rebroadcasts on BYUtv of every home game and any

away game to which ESPN has the rights through conference agreements with the host team.

BYU is the first football program to garner its own exclusive deal with ESPN to broadcast its games. ESPN and ESPN2 are both available in 98.5 million homes, while the 24-hour college sports network ESPNU is distributed to more than 73 million homes. ESPN also produces college football games that are broadcast on ABC and its online network, ESPN3.com.

Each year, a minimum of three home games will be carried on ESPN, ESPN2, or ABC and one on ESPNU. At least one home game each season will be carried live on BYUtv.

BYUtv is available in more than 53 million homes on DirecTV, Dish Network and more than 800 cable systems in the U.S. The network constructed its own state-of-the-art production building that will allow it to televise every game in HD, with the help of its HD truck capable of broadcasting while on the road. Because of BYUtv, BYU is the only program to feature live pre- and postgame shows for every game, home and away, along with other special football-related content throughout the year.

Competing as an independent also allows BYU the opportunity to play a unique schedule. Since 2011, BYU has played teams from the SEC, Pac-12, Big 12, ACC, Conference USA, Western Athletic Conference, Mountain West and fellow independent Notre Dame. For the upcoming 2013 season, the Cougars will compete against Notre Dame again and teams from the Pac-12, ACC, Big 12, Big Ten, American Athletic, C-USA and MW. BYU has future games announced with Michigan, West Virginia, Nebraska, Notre Dame, Wisconsin, Texas, Virginia, Arizona, Connecticut, UCF, East Carolina, Houston, Boise State, Nevada and UNLV, among others.

Postseason play has also been a focus with the Cougars going to eight consecutive bowl games under Mendenhall. After competing in the Bell Helicopter Armed Forces Bowl and San Diego County Credit Union Poinsettia Bowl the last two years as an independent, BYU has found a home for the '13 season if bowl eligible and not selected to a BCS bowl. The Cougars will travel to San Francisco for the Kraft Fight Hunger Bowl and play a Pac-12 opponent.

BYU had success in its first two years as an independent and 2013 will be an exciting time for the school, the program and its worldwide audience.





TRADITION SPIRIT HONOR

Playing football at BYU is a unique experience unlike any other in college athletics. With a heritage that runs deep in on-and-off the field success, members of the team are expected to do all things at a "higher level," in every aspect of life. The program is guided by three distinct values: tradition, spirit and honor.

TRADITION

BYU's football history is packed full of championships, bowl games and national honors. This tradition is something every player that passes through the program will become a part of and appreciate. Since 1974 BYU has played in 31 bowl games, won a National Championship, claimed 23 conference titles and earned 18 national top-25 finishes, including four top-10 finishes. Under head coach Bronco Mendenhall, BYU has posted a record of 74-29, won at least 10 games five of the last seven years and gone to eight straight bowl games, winning a program-best four in a row. Since the 1970s, BYU has established itself as one of the nation's top football programs.

- 1984 National Champions
- No. 5 in total wins (357) since 1972
- 23 Conference Championships
- 31 Bowl Games
- Top 5 nationally in passing offense 19 times
- Top 25 defense last three seasons (No. 3 in 2012)
- 18 National Top-25 finishes
- Ranked in the Top 25 during each of the last seven seasons and 30 of the last 40 years
- BYU is one of only five schools to win the National Championship and at least one Heisman, Outland, Doak Walker, Davey O'Brien and Sammy Baugh Trophy over the past 24 years

SPIRIT

As a school operated by The Church of Jesus Christ of Latter-day Saints, BYU provides an opportunity for student-athletes to grow mentally, physically and spiritually. BYU seeks to develop students of faith, intellect, and character who have the skills and the desire to continue learning and to serve others throughout their lives. Over 70 percent of BYU's team has served a two-year LDS mission. All of BYU's players take part in service opportunities throughout the community. This principle is a large factor in BYU's recruiting approach. Coaches evaluate not only the playing ability and academic achievement of possible recruits but also their moral character. BYU makes it a priority to develop a player's faith, and help make men of strength, courage, fortitude and service.


- 284 missionaries that have served or are currently serving have been coached or recruited by Bronco Mendenhall

- 51 players currently serving full-time missions
- 74 players expected to participate in 2013 have served full-time missions in over 30 different countries
- Players and coaches participate in "firesides" or hour-long devotionals the night prior to select games intended to help those attending strengthen or gain a knowledge of our purpose here on earth
- All BYU students must complete at least 14 credit hours in religion-related coursework
- Players participate weekly in the "Thursday's Heroes" program, inviting families and individuals with special needs to attend practice, meet with the team and to be honored and recognized for their faith, courage and strength

HONOR

All BYU students, including student-athletes, are required to follow the University Honor Code, which is a code of conduct and living that helps improve the lives of university students. Coach Mendenhall has worked hard to instill the principles outlined in the honor code. Members of The Church of Jesus Christ of Latter-day Saints and non-members are expected to maintain the same standards of conduct. All who represent BYU are to maintain the highest standards of honor, integrity, morality and consideration of others in personal behavior. The basics of BYU's honor code are as follows:

- Be honest
- Live a chaste and virtuous life
- Obey the law and all campus policies
- Use clean language
- Respect others
- Abstain from alcoholic beverages, tobacco, tea, coffee and substance abuse
- Participate regularly in church services
- Observe the dress and grooming standards
- Encourage others in their commitment to comply with the Honor Code



BALANCE AND PRIORITIES

As a BYU football player, much is expected on the field, in the classroom and in daily life. It is important for athletes to find a balance between all of their various commitments. Coach Mendenhall encourages his players to structure their lives with emphasis in the following five areas: Faith, Family, Knowledge, Friends and Football.

1. FAITH

With BYU being a faith-based institution, players and coaches alike can unite under similar beliefs and backgrounds. Athletes can find strength and comfort in relying on their faith in difficult situations. Their faith allows them to see the larger picture beyond the football field.

2. FAMILY

BYU places a strong emphasis on the importance of family and the strength that comes from building relationships with them. BYU football has always been unique with its family relationships, including married players, sibling teammates and continuing generations of athletes. The team itself has created an atmosphere of family with a brotherhood of teammates, a band of brothers, who care for one another as family.

3. KNOWLEDGE

As student-athletes, gaining all of the knowledge available will always be an important principle for success. BYU football encourages athletes to reach high academic achievement in the classroom. After graduation and throughout their lifetime, student-athletes should continue to learn and grow in knowledge.

4. FRIENDS

Choosing the people you associate with can shape the person that you become. The importance of good friends and associating with people of high character and moral standards will always be a constant principle for BYU football. The team encourages players to be good friends and make lasting friendships while encouraging all to be good examples.

5. FOOTBALL

Many people will wonder why football is placed fifth on this list. At BYU, football and winning are very important, yet after understanding what a BYU football player is supposed to be and what he is supposed to represent, it becomes clear. Year-in and year-out, BYU football will seek to not only win at the highest level but also forever strive to produce successful young men of exceptional moral character.





OFFENSIVE HONORS CANDIDATES

#2 CODY HOFFMAN

SENIOR • WIDE RECEIVER

6'4" • 215 LBS

CRESCENT CITY, CALIFORNIA

- 2013 All-America Candidate
- 2013 Biletnikoff Award Candidate (Best WR)
- 2013 Phil Steele Preseason All-America Second Team
- 2013 College Football Performance Awards Wide Receiver Trophy Watch List
- 2012 SI.com All-America Honorable Mention
- 2012 Biletnikoff Award Watch List
- Two-time Phil Steele All-Independent First Team, FBS All-Independent Team (2011, 2012)
- Finished 2012 ranked No. 10 nationally in receptions (100), No. 12 in receiving yards (1,248) and No. 13 in touchdowns (11)
- Has caught a pass in 32 straight games (No. 3 nationally entering 2013) and 38 of 39 career games
- Leads active FBS receivers returning in career receiving touchdowns (28), and is No. 3 in career receptions (203) and No. 4 in receiving yards (2,718)
- No. 3 in receiving touchdowns, No. 4 in career receptions and No. 5 in receiving yards in BYU history, needing just 19 receptions, 538 yards and three touchdowns to rank No. 1 in each category
- Recorded eight 100-yard receiving games in 2012 and has 14 for his career (No. 2 at BYU)
- No. 5 at BYU in all-purpose yards (4,052)
- Holds school record for five receiving touchdowns in one game (2012 vs. New Mexico State)
- First BYU player to return a kickoff for a touchdown since 1998, a 93-yard return vs. UCF in 2011

HOFFMAN'S CAREER STATS

YEAR	GP	REC	YDS	Y/R	LNG	TD	KR	YDS	AVG	LNG	TD
2010	13	42	527	12.5	37	7	14	380	27.1	51	0
2011	13	61	943	15.5	46	10	36	879	24.4	93	1
2012	13	100	1248	12.5	64	11	3	72	24.0	34	0
TOTAL	39	203	2718	13.4	64	28	53	1331	25.1	93	1

OFFENSIVE/SPECIAL TEAMS HONORS CANDIDATES

**#21 JAMAAL WILLIAMS**

SOPHOMORE • RUNNING BACK • 6'0" • 190 LBS • FONTANA, CALIF.

- 2013 Doak Walker Award candidate
- 2012 Phil Steele All-Independent Second Team
- 2012 FBS All-Independent honorable mention
- 2012 National Freshman of the Year Watch List - College Football Performance Awards
- Set BYU true freshman records with 166 carries, 775 yards and 12 touchdowns
- Second on the team with 315 receiving yards on 27 catches including one touchdown
- Posted season-best 155 rushing yards vs. Hawai'i and scored four TDs vs. Georgia Tech

**#42 MICHAEL ALISA**

SENIOR • RUNNING BACK • 6'1" • 220 LBS • LAIE, HAWAII

- 2013 Doak Walker Award candidate
- Started first five games of 2012 before injuring arm
- Named to 2012 Doak Walker Award Watch List
- Before injury, led BYU in rushing with 58 carries, 222 yards and one touchdown
- Also posted six receptions for 23 yards before injury
- Brings good size and speed to the backfield, along with good hands

**#12 JD FALSLEV (SPECIAL TEAMS)**

SENIOR • WIDE RECEIVER/RETURN SPECIALIST • 5'8" • 184 LBS • SMITHFIELD, UTAH

- 2012 Phil Steele All-Independent First Team as a return specialist
- Named to 2012 FBS All-Independent Team
- Recorded 11 kick returns for 286 yards and 26 punt returns for 247 yards
- NCAA active leader career punt returns (63) and punt return yards (603)
- First kick returns as primary returner in 2013 went for 44, 43 and 42 yards
- A clutch receiver in the slot position, he was second on the team with 37 receptions for 274 yards and two touchdowns

**#1 ROSS APO**

JUNIOR • WIDE RECEIVER • 6'3" • 206 LBS • ARLINGTON, TEXAS

- 2012 Phil Steele All-Independent Second Team
- Started all 12 games played (missed one game with injury) in 2012
- Caught 31 passes for 311 yards and one touchdown
- Recorded two of three longest receptions on team in 2012 (43, 53 yards)
- Caught a pass in 11 of 12 games last season and 22 of 26 games played

**#82 TE KANEAKUA FRIEL**

SENIOR • TIGHT END • 6'5" • 250 LBS • KANE OHE, HAWAII

- 2013 College Football Performance Awards Tight End Trophy Watch List
- 2012 Phil Steele All-Independent Second Team
- Named National Tight End of the Week (Sept. 3) - College Football Performance Awards
- Second on the team with five receiving touchdowns
- Recorded 30 receptions for 308 yards
- Started all 13 games at tight end, catching a pass in nine

**#72 RYKER MATHEWS**

SOPHOMORE • OFFENSIVE LINE • 6'6" • 292 LBS • AMERICAN FORK, UTAH

- Started all 13 games of freshman season at left tackle
- Helped BYU average over 150 yards on the ground and almost 250 through the air
- Tied for the team lead in pancake blocks in 2013
- Versatile, athletic lineman that can play multiple positions



DEFENSIVE HONORS CANDIDATES

#3 KYLE VAN NOY

SENIOR • LINEBACKER

6'3" • 245 LBS

RENO, NEVADA

- 2013 All-America candidate
- 2013 candidate for Bednarik Award, Nagurski Trophy, Butkus Award, Lombardi Award, Lott Impact Trophy, Maxwell Award and Walter Camp Award
 - 2013 Phil Steele Preseason All-America First Team
 - Named 2012 National Defensive Player of the Year and Linebacker of the Year - College Performance Awards
 - Earned 2012 All-America honors from CBSSports.com (2nd team), The Associated Press (3rd team), Phil Steele (3rd team), College Sports Madness (3rd team) and SI.com (hon. men.)
 - Named to 2012 ESPN, USA Today and CBSSports.com All-Bowl Teams for leading BYU to a 23-6 win over SDSU with eight tackles, 3.5 tackles for loss, 1.5 sacks, forced one fumble, blocked a kick and returned both an interception and a fumble for touchdowns
 - Two-time Phil Steele All-Independent First Team, FBS All-Independent Team (2011, 2012)
 - Only FBS Division I player to record a stat in every major defensive category: tackle, tackle for loss, sack, interception, pass break-up, quarterback hurry, fumble recovery, forced fumble, blocked kick and touchdown - doing it in both 2011 and 2012
 - In 2012, tied for No. 2 nationally in sacks (13.0) and fumbles forced (6), and was No. 4 in tackles for loss (22.0)
- Active NCAA leader in career sacks, No. 2 in forced fumbles and No. 3 in tackles for loss
- Also recorded 53 tackles in 2012 along with two interceptions, one fumble recovery, eight quarterback hurries, five pass breakups, blocked two kicks and scored two defensive touchdowns (four defensive TD's in career)
- Part of 2012 defensive unit ranked No. 3 in nation in total defense (266.1 yards per game allowed) and No. 13 in 2011 (312.9 ypg)



VAN NOY'S CAREER STATS

YEAR	GP	SOLO	AST	TOT	TFL/YDS	SACK/YDS	INT	YDS	TD	FF	FR	YDS	QBH	PBU	BLK
2010	13	24	11	35	7.5/38	2.0/19	0	0	0	2	1	44	2	2	0
2011	13	50	18	68	15/93	7.0/54	3	79	0	3	1	3	10	3	1
2012	13	37	16	53	22/120	13.0/90	2	26	1	6	1	0	8	5	2
TOTAL	39	111	45	156	44.5/251	22.0/163	5	105	1	11	3	47	20	10	3

DEFENSIVE HONORS CANDIDATES

**#9 DANIEL SORENSEN****SENIOR • DEFENSIVE BACK • 6'2" • 215 LBS • COLTON, CALIF.**

- 2013 Jim Thorpe Award candidate
- 2012 Phil Steele All-Independent First Team
- Named FBS All-Independent Team honorable mention
- Led BYU with three interceptions
- Second on team with 68 tackles and forced two fumbles while recovering one
- Started 26 games in a row
- Has NFL-caliber size and speed at the safety position

**#20 CRAIG BILLS****JUNIOR • DEFENSIVE BACK • 6'2" • 209 LBS • PROVO, UTAH**

- Started final five games of 2013 season
- Posted 47 tackles and five pass breakups
- Played in all 13 games on BYU's No. 3 ranked defense
- Forced one fumble
- Hard-hitting physical safety who can play either free or KAT safety positions

**#6 JORDAN JOHNSON****JUNIOR • CORNERBACK • 5'10" • 185 LBS • SPRINGFIELD, MASS.**

- 2012 Phil Steele All-Independent First Team
- Named to FBS All-Independent Team
- Tied for No. 11 nationally with 15 pass breakups
- Finished 2012 with 12 starts, 48 tackles, 1.5 tackles for loss, one interception and one fumble recovery
- Returned interception vs. Washington State 64 yards, the longest pick return of the year

**#2 SPENCER HADLEY****SENIOR • LINEBACKER • 6'1" • 227 LBS • CONNELL, WASH.**

- Started all 13 games at outside linebacker in 2012 after switching from inside linebacker
- Totaled 55 tackles (fifth on the team)
- Fourth on team with 9.0 tackles for loss
- Tallied 3.5 sacks, forced a fumble and had two fumble recoveries, one going for a touchdown

**#55 EATHYN MANUMALEUNA****SENIOR • DEFENSIVE LINE • 6'2" • 288 LBS • ANCHORAGE, ALASKA**

- Started first four games of 2012 before knee injury (received medical redshirt)
- Recorded 11 tackles in four games
- Of 11 total tackles, four went for a loss with two sacks
- Has started 38 games in career as a four-year starter, including starts at nose tackle and defensive end

**#90 BRONSON KAUFUSI****SOPHOMORE • DEFENSIVE LINE • 6'7" • 270 LBS • PROVO, UTAH**

- Played in all 13 games as a true freshman
- Had 23 tackles, 5.5 tackles for loss and 4.5 sacks
- Also played basketball on the 2012-13 team
- A terrific two-sport athlete averaging 1.3 points and 1.8 rebounds per game in hoops
- An excellent pass rusher with length, power and speed



TOP RETURNING RUSHERS									
Name	GP	Att	Gain	Loss	Net	Avg.	TD	Long	Avg./G
WILLIAMS, Jamaal	13	166	802	27	775	4.7	12	49	59.6
HILL, Taysom	6	55	374	38	336	6.1	4	68	56.0
ALISA, Michael	6	58	246	24	222	3.8	1	21	37.0
LASIKE, Paul	12	33	129	0	129	3.9	2	11	10.8
FALSLEV, JD	13	18	128	19	109	6.1	0	53	8.4
PRITCHARD, Iona	13	13	42	3	39	3.0	0	13	3.0

TOP RETURNING RECEIVERS							
Name	GP	No.	Yds	Avg.	TD	Long	Avg./G
HOFFMAN, Cody	13	100	1248	12.5	11	64	96.0
FALSLEV, JD	13	37	274	7.4	2	21	21.1
APO, Ross	12	31	311	10.0	1	53	25.9
FRIEL, Kanekua	13	30	308	10.3	5	25	23.7
WILLIAMS, Jamaal	13	27	315	11.7	1	39	24.2
RIDLEY, Skyler	13	20	206	10.3	1	24	15.8

TOP RETURNING PASSERS								
Name	GP-GS	EFFIC	COMP	PCT	YDS	TD	LG	Avg./G
HILL, Taysom	6-2	122.39	42-71-2	59.2	425	4	28	70.8

TOP RETURNING SCORERS					
Name	TD	FG	XP	Safety	Points
WILLIAMS, Jamaal	13	-	-	-	78
HOFFMAN, Cody	11	-	-	-	66
SORENSEN, Justin	-	6-12	27-30	-	45
FRIEL, Kaneakua	5	-	-	-	30
HILL, Taysom	4	-	0-1	-	24

RETURNING BY PERCENTAGE	
Rushing Yards	80.9%
Passing Yards	13.2%
Receiving Yards	94.2%
Total Offense	39.1%
All-purpose	87.6%
Scoring	74.0%
Punt Return Yards	98.1%
Kick Return Yards	67.0%
Punting Yards	1.1%
Tackles	48.9%
Tackles for Loss	55.0%
Sacks	73.5%
Interceptions	66.7%



TOP RETURNING DEFENSIVE STATISTICAL LEADERS											
Name	GP	Solo	Ast	Total	TFL	Sacks	INT	PBU	QBH	FR	FF
SORENSEN, Daniel	13	41	27	68	2.0-5	-	3-27	5	-	1-0	2
HADLEY, Spencer	13	30	25	55	9.0-33	3.5-25	-	1	2	2-3	1
VAN NOY, Kyle	13	37	16	53	22.0-120	13.0-90	2-26	5	8	1-0	6
JOHNSON, Jordan	12	35	13	48	1.5-6	-	1-64	15	-	1-0	-
BILLS, Craig	13	31	16	47	-	-	-	5	-	-	1
UNGA, Uani	13	16	12	28	3.0-10	1.0-9	1-22	1	-	-	1
KAUFUSI, Bronson	13	11	12	23	5.5-35	4.5-32	-	1	1	1-0	-
FUA, Alani	13	8	5	13	-	-	1-12	-	-	-	-

2013 BYU LETTERWINNERS/STARTERS OVERVIEW

OFFENSIVE LETTERMEN

Returning (26)	Manaaki Vaitai, OL
Michael Alisa, RB	Jamaal Williams, RB
Terrance Alletto, OL	Richard Wilson, TE
Ross Apo, WR	Michael Yeck, OL
Tui Crichton, OL	
JD Falslev, WR#	Lost (12)
Kaneakua Friel, TE	Famika Anae, OL
Taysom Hill, QB	Braden Brown, OL
Adam Hine, RB	Dallin Cutler, WR
Cody Hoffman, WR	David Foote, RB
Terenn Houk, TE	Ryan Freeman, OL
Solomone Kafu, OL	Braden Hansen, OL
Paul Lasike, RB	Walter Kahaiali'i, OL
Devin Mahina, TE	James Lark, QB
Marcus Mathews, WR	Zed Mendenhall, RB
Mitch Mathews, WR	Riley Nelson, QB
Ryker Mathews, OL	Houston Reynolds, OL
Iona Pritchard, RB	Blair Tushaus, OL
Stehly Reden, TE	
Skyler Ridley, WR	
Justin Sorensen, K#	
Brock Stringham, OL	
Brett Thompson, WR/TE	

DEFENSIVE LETTERMEN

Returning (18)	Lost (17)
Tyler Beck, LB	Ezekiel Ansah, DL
Craig Bills, DB	Robbie Buckner, DB
Alani Fua, LB	Cameron Comer, DB
Spencer Hadley, LB	Ian Dulan, DL
Mike Hague, DB	DeQuan Everett, DB
Adam Hogan, DB	Romney Fuga, DL
Austin Holt, DE	Preston Hadley, DB
Jordan Johnson, DB	Matt Hadley, DB ^
Austen Jorgensen, LB	Micah Hannemann, DB ^
Bronson Kaufusi, DL	Reed Hornung, DS#
Jheremya Leuta-Douyere, LB	Uona Kaveinga, LB
Eathyn Manumaleuna, DL	Brandon Ogletree, LB
Remington Peck, DL	Joe Sampson, DB
Manoa Pikula, LB	Riley Stephenson, P#
Skye PoVey, DB	Zac Stout, LB
Daniel Sorensen, DB	Russell Tialavea, DL
Uani 'Unga, LB	Simote Ve'a, DL
Kyle Van Noy, LB	

OFFENSIVE STARTERS

Returning (8)	Lost (3)
Ross Apo, WR	Braden Brown, OL
JD Falslev, Slot WR	Braden Hansen, OL
Kaneakua Friel, TE	Riley Nelson, QB
Cody Hoffman, WR	
Ryker Mathews, OL	
Solomone Kafu, OL	
Manaaki Vaitai, OL	
Jamaal Williams, RB	

DEFENSIVE STARTERS

Returning (6)	Lost (6)
Craig Bills, DB	Ezekiel Ansah, DL
Jordan Johnson, DB	Romney Fuga, DL
Eathyn Manumaleuna, DL*	Preston Hadley, DB
Spencer Hadley, LB	Uona Kaveinga, LB
Daniel Sorensen, DB	Brandon Ogletree, LB
Kyle Van Noy, LB	Russell Tialavea, DL

SPECIALISTS

Returning (2)	Lost (2)
Justin Sorensen, K	Reed Hornung, DS
JD Falslev, H, KR/PR	Riley Stephenson, P

RETURNING PLAYERS WITH STARTING EXPERIENCE

Offense (6)	Defense (1)
Michael Alisa, RB	Austen Jorgensen, LB
Taysom Hill, QB	
Devin Mahina, TE	
Marcus Mathews, TE	
Iona Pritchard, RB	
Richard Wilson, TE	

denotes specialist

^ departed on LDS mission

* started first four games of 2012 before injury



2012 OFFENSIVE STARTERS

GAME	QB	WR	WR	WR/RB/TE	RB	TE	LT	LG	C	RG	RT
Washington St.	Nelson	Hoffman	Apo	Pritchard	Alisa	Friel	R. Mathews	Stringham	Tushaus	Hansen	Brown
Weber St.	Nelson	Hoffman	Kuresa	Pritchard	Alisa	Friel	R. Mathews	Stringham	Tushaus	Hansen	Brown
Utah	Nelson	Hoffman	Apo	Pritchard	Alisa	Friel	R. Mathews	Reynolds	Tushaus	Hansen	Brown
Boise St.	Nelson	Hoffman	Apo	Falslev	Alisa	Friel	R. Mathews	Stringham	Tushaus	Hansen	Brown
Hawai'i	Hill	Hoffman	Apo	Mendenhall	Alisa	Friel	R. Mathews	Anae	Hansen	Vaitai	Brown
Utah St.	Hill	Hoffman	Apo	Mendenhall	Williams	Friel	R. Mathews	Kafu	Hansen	Vaitai	Brown
Oregon St.	Nelson	Hoffman	Apo	Wilson	Williams	Friel	R. Mathews	Kafu	Hansen	Vaitai	Brown
Notre Dame	Nelson	Hoffman	Apo	Mendenhall	Williams	Friel	R. Mathews	Kafu	Hansen	Vaitai	Brown
Georgia Tech	Nelson	Hoffman	Apo	Wilson	Williams	Friel	R. Mathews	Kafu	Tushaus	Vaitai	Brown
Idaho	Nelson	Hoffman	Apo	Mendenhall	Williams	Friel	R. Mathews	Kafu	Tushaus	Vaitai	Brown
San Jose St.	Nelson	Hoffman	Apo	Wilson	Williams	Friel	R. Mathews	Kafu	Hansen	Vaitai	Brown
New Mexico St.	Lark	Hoffman	Apo	Pritchard	Williams	Friel	R. Mathews	Kafu	Hansen	Vaitai	Brown
San Diego State*	Lark	Hoffman	Apo	Falslev	Williams	Friel	R. Mathews	Kafu	Tushaus	Vaitai	Brown

2012 DEFENSIVE STARTERS

GAME	LE	NT	RE	SLB	MLB	BLB	WLB	FC	BC	FS	KAT
Washington St.	Manumaleuna	Fuga	Tialavea	S. Hadley	Kaveinga	Ogletree	Van Noy	Johnson	P. Hadley	Sampson	D. Sorensen
Weber St.	Manumaleuna	Fuga	Tialavea	S. Hadley	Kaveinga	Ogletree	Van Noy	Johnson	P. Hadley	Sampson	D. Sorensen
Utah	Manumaleuna	Fuga	Tialavea	S. Hadley	Kaveinga	Ogletree	Van Noy	Johnson	P. Hadley	Sampson	D. Sorensen
Boise St.	Manumaleuna	Fuga	Tialavea	S. Hadley	Kaveinga	Ogletree	Van Noy	Johnson	P. Hadley	Sampson	D. Sorensen
Hawai'i	Ansah	Fuga	Tialavea	S. Hadley	Kaveinga	Ogletree	Van Noy	Johnson	P. Hadley	Sampson	D. Sorensen
Utah St.	Ansah	Fuga	Tialavea	S. Hadley	Kaveinga	Ogletree	Van Noy	Johnson	P. Hadley	Sampson	D. Sorensen
Oregon St.	Ansah	Fuga	Tialavea	S. Hadley	Kaveinga	Ogletree	Van Noy	Johnson	P. Hadley	Sampson	D. Sorensen
Notre Dame	Ansah	Fuga	Tialavea	S. Hadley	Kaveinga	Ogletree	Van Noy	Johnson	P. Hadley	Sampson	D. Sorensen
Georgia Tech	Ansah	Fuga	Tialavea	S. Hadley	Kaveinga	Ogletree	Van Noy	Johnson	P. Hadley	C. Bills	D. Sorensen
Idaho	Ansah	Fuga	Tialavea	S. Hadley	Kaveinga	Ogletree	Van Noy	Buckner	P. Hadley	C. Bills	D. Sorensen
San Jose St.	Ansah	Fuga	Tialavea	S. Hadley	Kaveinga	Ogletree	Van Noy	Johnson	P. Hadley	C. Bills	D. Sorensen
New Mexico St.	Ansah	Fuga	Tialavea	S. Hadley	Kaveinga	Ogletree	Van Noy	Johnson	P. Hadley	C. Bills	D. Sorensen
San Diego St.	Ansah	Fuga	Tialavea	S. Hadley	Kaveinga	Ogletree	Van Noy	Johnson	P. Hadley	C. Bills	D. Sorensen

PRONUNCIATION GUIDE

Michael Alisa	Ah-lee-suh
Ross Apo	AWE-po
Scott Arellano	Ar-eh-yawn-oh
Tui Crichton	Too-ee Cry-ton
JD Falslev	False-lev
Kaneakua Friel	Kha-nay-ah-koo-ah Freel
Alani Fua	Ah-lah-nee Foo-ah
Mike Hague	Hay-gh
Taysom Hill	TAYsum
Adam Hine	Hee-nay
Tolao'i Ho Ching	Toe-low-awe-ee Ho-Ching
Terenn Houk	Tare-enn Howk
Marques Johnson	Marcus
Solomone Kafu	So-lo-mo-nay Kah-foo

Tuni Kanuch	Too-nee Kah-nooch
Bronson Kaufusi	Brawn-son Kah-foos-ee
Teu Kautai	Tay-oo Cow-tie
Paul Lasike	La-SEE-kay
Jherremya Leuta-Douyere	Jeremiah
	Lay-oo-tah Doo-yare
Devin Mahina	Mah-hee-nah
Eathyn Manumaleuna	Ee-thin
	Mah-noo-mah-lay-oo-nah
Manoa Pikula	Maw-no-uh Pee-coo-la
Skye PoVey	Poh-vay
Iona Pritchard	Yoh-nah
Stehly Reden	Stay-lee Reed-in
Uani 'Unga	Wawn-ee Oon-gah
Manaaki Vaitai	Mah-nah-kee Vie-tie

2013 POST-SPRING DEPTH CHART

WR	2	Cody Hoffman	6-4	215	Sr.
	10	Mitch Mathews	6-6	213	So.
WR	17	Skyler Ridley	6-0	182	Sr.
	1	Ross Apo	6-3	206	Jr.
SLOT	12	JD Falslev	5-8	184	Sr.
	88	Eric Thornton	5-9	170	So.
TE/Y or	19	Brett Thompson	6-3	220	Jr.
	82	Kaneakua Friel	6-5	250	Sr.
LT	72	Ryker Mathews	6-6	292	So.
	75	Brad Wilcox	6-7	285	Fr.
LG	73	Solomone Kafu	6-2	305	Jr.
	52	Tui Crichton	6-3	343	So.
C	70	Terrance Alletto	6-3	285	So.
	79	Manaaki Vaitai	6-3	317	Sr.
RG	67	Kyle Johnson	6-3	285	Fr.
	74	Brock Stringham	6-6	290	Jr.
RT	77	Michael Yeck	6-8	288	Jr.
	65	Cole Jones	6-5	280	Fr.
QB	4	Taysom Hill	6-2	220	So.
	15	Ammon Olsen	6-3	210	So.
RB	21	Jamaal Williams	6-0	190	So.
	28	Adam Hine	6-1	202	So.
RB	42	Michael Alisa	6-1	220	Sr.
	33	Paul Lasike	6-0	227	Jr.
HBACK	5	Iona Pritchard	6-0	244	Jr.
	82	Kaneakua Friel	6-5	250	Sr.

LE	90	Bronson Kaufusi	6-7	270	So.
	or 94	Michael Doman	6-4	240	So.
NT	51	Austin Holt	6-5	250	Jr.
	55	Eathyn Manumaleuna	6-2	294	Sr.
RE	or 99	Marques Johnson	6-2	321	Jr.
	78	Tuni Kanuch	6-1	285	Fr.
SLB	44	Remington Peck	6-4	250	So.
	95	Logan Taele	6-2	240	So.
MLB	2	Spencer Hadley	6-1	227	Sr.
	5	Alani Fua	6-5	215	Jr..
BLB	41	Uani 'Unga	6-1	233	Sr.
	or 98	Toloi'i Ho Ching	6-0	225	Fr.
WLB	34	Austen Jorgensen	6-2	239	Sr.
	45	Tyler Beck	6-1	220	Sr.
FC	44	Manoa Pikula	6-1	235	So.
	3	Kyle Van Noy	6-3	245	Sr.
BC	43	Jherremya Leuta-Douyere	6-0	236	So.
	6	Jordan Johnson	5-10	185	Jr.
KAT	16	Adam Hogan	5-11	180	Sr.
	32	Mike Hague	5-10	190	Sr.
FS	29	Skye PoVey	5-11	200	Sr.
	9	Daniel Sorensen	6-2	206	Sr.
PR	30	Michael Wadsworth	6-1	182	So.
	20	Craig Bills	6-2	209	Jr.
DS	27	Blake Morgan	5-11	184	Sr.

SPECIAL TEAMS

K	37	Justin Sorensen	6-1	232	Sr.
P	26	Scott Arellano	6-1	190	Jr.
KR	12	JD Falslev	5-8	184	Sr.

PR	12	JD Falslev	5-8	184	Sr.
DS	96	Kevin O'Mary	6-4	240	Sr.
H	12	JD Falslev	5-8	184	Sr.
	88	Eric Thornton	5-9	170	So.

Does not include incoming freshmen



ALPHABETICAL ROSTER

NO.	NAME	POS.	HT.	WT.	YR.	EXP.	HOMETOWN (LAST SCHOOL)
42	Alisa, Michael	RB	6-1	220	Sr.	3L	Laie, HI / Timpview HS
70	Alletto, Terrance	OL	6-3	270	So.	1L	Parker, CO / Ponderosa HS
	Andersen, Chasen	LB	6-0	218	Fr.	HS	Logan, UT / Logan HS
1	Apo, Ross	WR	6-3	207	Jr.	2L	Arlington, TX / The Oakridge School
26	Arellano, Scott	P	6-1	190	Jr.	RS	Santa Ynez, CA / Foothill College
23	Bateman, Trevor	DB	5-9	178	So.	RS	Palm Desert, CA / Palm Desert HS
45	Beck, Tyler	LB	6-1	220	Sr.	1L	Murrieta, CA / Vista Murrieta HS
20	Bills, Craig	DB	6-2	209	Jr.	2L	Provo, UT / Timpview HS
46	Bills, Kevan	LB	6-3	245	So.	RS	Provo, UT / Timpview HS
76	Black, Jordan	OL	6-6	298	Fr.	RS	Draper, UT / Alta HS
58	Blackmore, Justin	DL	6-1	290	Jr.	1L	West Jordan, UT / West Jordan HS
39	Brown, Algernon	RB	6-0	234	Fr.	RS	Magna, UT / Skyline HS
26	Carter, Nate	RB	5-9	192	So.	SQ	St. George, UT / Dixie HS
	Carter, Josh	OL	6-5	290	Jr.	TR	Tucson, AZ / Eastern Arizona College
53	Cox, Tanner	LB	6-4	226	Jr.	SQ	Pleasant View, UT / Weber HS
68	Crawford, Andrew	OL	6-5	284	So.	RS	Fairfax, VA / Chantilly HS
52	Crichton, Tui	OL	6-3	343	So.	1L	Orem, UT / Timpview HS
	Davis, Michael	WR	6-2	180	Fr.	HS	Glendale, CA / Glendale HS
63	Dawe, Parker	OL	6-3	250	Fr.	HS	Pleasant Grove, UT / Pleasant Grove HS
94	Doman, Michael	DL	6-4	240	Fr.	RS	Portland, OR / Canby HS
	Duran, Tim	OL	6-4	290	Jr.	TR	Puyallup, WA / Cabrillo College
86	Edmunds, Mike	TE	6-4	215	Fr.	RS	South Jordan, UT / Bingham HS
49	Egbert, Jordan	LB	6-3	220	Fr.	RS	Orem, UT / Orem HS
12	Falslev, JD	WR	5-8	184	Sr.	3L	Smithfield, UT / Sky View HS
89	Frey, Travis	WR	6-2	187	Fr.	RS	Bountiful, UT / Viewmont HS
82	Friel, Kaneakua	TE	6-5	250	Sr.	3L	Kaneohe, HI / Kamehameha HS
5	Fua, Alani	LB	6-5	215	Jr.	2L	Northridge, CA / Oaks Christian HS
	Fusi, Edward	OL	6-1	285	Jr.	TR	Corona, CA / Mt. San Antonio CC
	Gautuvai, Rylee	LB	6-1	200	Fr.	HS	Bountiful, UT / Bountiful HS
10	Green, Billy	QB	6-2	196	Fr.	HS	Woodway, WA / King's HS
2	Hadley, Spencer	LB	6-1	227	Sr.	3L	Connell, WA / Connell HS
32	Hague, Mike	DB	5-10	190	Sr.	3L	Salt Lake City, UT / Brighton HS
6	Henderson, Kurt	WR	6-1	192	So.	RS	St. George, UT / Snow Canyon HS
4	Hill, Taysom	QB	6-2	220	So.	1L	Pocatello, ID / Highland HS
28	Hine, Adam	RB	6-1	202	So.	1L	Santa Clara, UT / Snow Canyon HS
98	Ho Ching, Toloai	LB	6-0	225	Fr.	HS	Sandy, UT / Alta HS
2	Hoffman, Cody	WR	6-4	215	Sr.	3L	Crescent City, CA / Del Norte HS
16	Hogan, Adam	DB	5-11	180	Sr.	1L	Los Angeles, CA / LA Southwest College
51	Holt, Austin	DL	6-5	250	Jr.	2L	South Jordan, UT / Bingham HS
11	Houk, Terenn	WR	6-4	213	So.	1L	Enumclaw, WA / Enumclaw HS
6	Johnson, Jordan	DB	5-10	185	Jr.	2L	Springfield, MA / Brooks School
67	Johnson, Kyle	OL	6-3	285	Fr.	RS	Sandy, UT / Jordan HS
99	Johnson, Marques	DL	6-2	305	Jr.	RS	Los Angeles, CA / El Camino CC
65	Jones, Cole	OL	6-5	280	Fr.	RS	Centerville, UT / Viewmont HS
34	Jorgensen, Austen	LB	6-2	239	Sr.	3L	Mt. Pleasant, UT / North Sanpete HS
73	Kafu, Solomone	OL	6-2	305	Jr.	2L	Rio Linda, CA / Rio Linda HS
78	Kanuch, Tuni	DL	6-1	285	Fr.	HS	South Jordan, UT / Bingham HS
90	Kaufusi, Bronson	DL	6-7	270	So.	1L	Provo, UT / Timpview HS
25	Kautai, Teu	LB	6-1	216	So.	SQ	Arlington, TX / The Oakridge School
	Kearsley, Brayden	OL	6-5	298	Fr.	HS	Aloha, OR / Aloha HS
97	King, Theodore	DL	6-3	252	Fr.	RS	San Jose, CA / Valley Christian School
33	Lasike, Paul	RB	6-0	227	Jr.	1L	Auckland, New Zeal. / Church College of NZ
	Laulile, Tomasi	DL	6-3	265	Fr.	HS	Thousand Oaks, CA / Westlake HS
61	Lawlor, Quinn	OL	6-4	278	Jr.	SQ	Orem, UT / Orem HS
	Leavitt, Dallin	DB	6-0	205	Fr.	HS	Portland, OR / Central Catholic HS
	Lee, Sam	DB	6-0	180	Jr.	TR	Brandywine, MD / College of the Canyons

ALPHABETICAL ROSTER

NO.	NAME	POS.	HT.	WT.	YR.	EXP.	HOMETOWN (LAST SCHOOL)
43	Leuta-Douyere, Jherremya	LB	6-0	236	So.	1L	Garden Grove, CA / Servite HS
84	Mahina, Devin	TE	6-6	247	Jr.	2L	Upland, CA / Upland HS
55	Manumaleuna, Eathyn	DL	6-2	288	Sr.	3L	Anchorage, AK / Timpview HS
80	Mathews, Marcus	WR	6-4	236	Jr.	2L	Beaverton, OR / Southridge HS
10	Mathews, Mitch	WR	6-6	213	So.	1L	Beaverton, OR / Southridge HS
72	Mathews, Ryker	OL	6-6	292	So.	1L	American Fork, UT / American Fork HS
28	Miller, Jordan	P	6-4	190	So.	SQ	Henderson, NV / Green Valley HS
34	Moore, AJ	RB	5-9	200	Fr.	RS	Murrieta, CA / Murrieta Valley HS
19	Morgan, Blake	DB	5-11	184	Sr.	2L	Greeley, CO / Greeley West HS
11	Munns, Jason	QB	6-5	249	Sr.	SQ	Kennewick, WA / Southridge HS
	Nacua, Kai	LB	6-2	205	Fr.	HS	Henderson, NV / Liberty HS
96	O'Mary, Kevin	LB/DS	6-4	240	Jr.	SQ	San Diego, CA / Mira Mesa HS
15	Olsen, Ammon	QB	6-3	210	So.	RS	Draper, UT / Southern Utah
35	Owens, Joey	LB	6-2	215	Fr.	HS	Pleasant Grove, UT / Pleasant Grove HS
44	Peck, Remington	DL	6-4	240	So.	1L	South Jordan, UT / Bingham HS
	Peoples, JonRyheem	DL	6-6	298	Fr.	HS	Rigby, ID / Rigby HS
22	Pikula, Manoa	LB	6-1	235	So.	1L	South Jordan, UT / Bingham HS
	Pili, Trajan	LB	6-2	225	Fr.	HS	Las Vegas, NV / Centennial HS
29	PoVey, Skye	DB	5-11	200	Sr.	2L	Ogden, UT / Snow College
	Preator, Jordan	DB	6-0	180	Fr.	HS	Plain City, UT / Freemont HS
5	Pritchard, Iona	RB	6-0	244	Jr.	2L	South Jordan, UT / Bingham HS
	Pulsipher, Addison	OL	6-6	260	Fr.	HS	Temecula, CA / Temecula Valley HS
31	Raymond, Cody	WR	5-9	175	So.	1L	Sandy, UT / Jordan HS
83	Reden, Stehly	TE	6-4	250	So.	1L	Valley Center, CA / Valley Center HS
36	Reilly, Drew	DB	6-3	195	So.	RS	Valley Center, CA / Colorado State
39	Relei, Matt	LB	6-0	230	Fr.	RS	Sonora, CA / Sonora HS
17	Ridley, Skyler	WR	6-0	182	Sr.	1L	Murrieta, CA / Murrieta Valley HS
86	Sampson, Bryan	TE	6-3	221	Fr.	RS	Pleasant Grove, UT / Pleasant Grove HS
	Shoaf, Thomas	OL	6-6	265	Fr.	HS	Columbus, IN / Columbus North HS
9	Sorensen, Daniel	DB	6-2	215	Sr.	3L	Colton, CA / Colton HS
37	Sorensen, Justin	K	6-1	232	Sr.	3L	South Jordan, UT / Bingham HS
7	Stewart, Christian	QB	6-2	190	Jr.	TR	Orem, UT / Snow College
74	Stringham, Brock	OL	6-6	290	Jr.	2L	Highlands Ranch, CO / Mountain Vista HS
95	Taele, Logan	DL	6-2	240	So.	SQ	St. George, UT / Dixie HS
	Taliauli, Merrill	DL	6-2	305	Fr.	HS	Salt Lake City, UT / East HS
57	Tautu, Sae	DL	6-3	260	Fr.	RS	Alpine, UT / Lone Peak HS
19	Thompson, Brett	WR	6-3	220	Jr.	2L	El Dorado Hills, CA / Oakridge HS
88	Thornton, Eric	WR	5-9	170	So.	SQ	Renton, WA / Meridian HS
1	Trammell, Trent	DB	6-0	190	Jr.	TR	Oakland, CA / City College of San Francisco
41	'Unga, Uani	LB	6-1	233	Sr.	1L	Rancho Cucamonga, CA / Oregon State
	Utu, Kalolo	DL	6-2	285	Jr.	TR	Upolu, Samoa / Compton CC
79	Vaitai, Manaaki	OL	6-3	317	Sr.	2L	Euless, TX / Trinity HS
3	Van Noy, Kyle	LB	6-3	245	Sr.	3L	Reno, NV / McQueen HS
30	Wadsworth, Michael	DB	6-1	182	So.	RS	Orem, UT / Hawaii
	Wesley, De'Ondre	OL	6-6	310	Jr.	TR	Pleasant Hill, CA / Diablo Valley CC
75	Wilcox, Brad	OL	6-7	285	Fr.	RS	Edmond, OK / North HS
21	Williams, Jamaal	RB	6-0	190	So.	1L	Fontana, CA / Summit HS
18	Wilson, Richard	TE	6-3	240	Sr.	3L	Spanish Fork, UT / Spanish Fork HS
77	Yeck, Michael	OL	6-8	288	Jr.	2L	Keller, TX / Keller HS





NUMERICAL ROSTER

NO.	NAME	POS.	HT.	WT.	YR.						
1	Apo, Ross	WR	6-3	207	Jr.	55	Manumaleuna, Eathyn	DL	6-2	288	Sr.
1	Trammell, Trent	DB	6-0	190	Jr.	57	Tautu, Sae	DL	6-3	260	Fr.
2	Hadley, Spencer	LB	6-1	227	Sr.	58	Blackmore, Justin	DL	6-1	290	Jr.
2	Hoffman, Cody	WR	6-4	215	Sr.	61	Lawlor, Quinn	OL	6-4	278	Jr.
3	Van Noy, Kyle	LB	6-3	245	Sr.	63	Dawe, Parker	OL	6-3	250	Fr.
4	Hill, Taysom	QB	6-2	220	So.	65	Jones, Cole	OL	6-5	280	Fr.
5	Fua, Alani	LB	6-5	215	Jr.	67	Johnson, Kyle	OL	6-3	285	Fr.
5	Pritchard, Iona	RB	6-0	244	Jr.	68	Crawford, Andrew	OL	6-5	284	So.
6	Henderson, Kurt	WR	6-1	192	So.	70	Alletto, Terrance	OL	6-3	270	So.
6	Johnson, Jordan	DB	5-10	185	Jr.	72	Mathews, Ryker	OL	6-6	292	So.
7	Stewart, Christian	QB	6-2	190	Jr.	73	Kafu, Solomone	OL	6-2	305	Jr.
9	Sorensen, Daniel	DB	6-2	215	Sr.	74	Stringham, Brock	OL	6-6	290	Jr.
10	Green, Billy	QB	6-2	196	Fr.	75	Wilcox, Brad	OL	6-7	285	Fr.
10	Mathews, Mitch	WR	6-6	213	So.	76	Black, Jordan	OL	6-6	298	Fr.
11	Houk, Terenn	WR	6-4	213	So.	77	Yeck, Michael	OL	6-8	288	Jr.
11	Munns, Jason	QB	6-5	249	Sr.	78	Kanuch, Tuni	DL	6-1	285	Fr.
12	Falslev, JD	WR	5-8	184	Sr.	79	Vaitai, Manaaki	OL	6-3	317	Sr.
15	Olsen, Ammon	QB	6-3	210	So.	80	Mathews, Marcus	WR	6-4	236	Jr.
16	Hogan, Adam	DB	5-11	180	Sr.	82	Friel, Kaneakua	TE	6-5	250	Sr.
17	Ridley, Skyler	WR	6-0	182	Sr.	83	Reden, Stehly	TE	6-4	250	So.
18	Wilson, Richard	TE	6-3	240	Sr.	84	Mahina, Devin	TE	6-6	247	Jr.
19	Morgan, Blake	DB	5-11	184	Sr.	86	Edmunds, Mike	TE	6-4	215	Fr.
19	Thompson, Brett	WR	6-3	220	Jr.	86	Sampson, Bryan	TE	6-3	221	Fr.
20	Bills, Craig	DB	6-2	209	Jr.	88	Thornton, Eric	WR	5-9	180	So.
21	Williams, Jamaal	RB	6-0	190	So.	89	Frey, Travis	WR	6-2	187	Fr.
21	Ziolkowski, Jake	DB	6-0	185	Fr.	90	Kaufusi, Bronson	DL	6-7	270	So.
22	Pikula, Manoa	LB	6-1	235	So.	94	Doman, Michael	DL	6-4	240	Fr.
23	Bateman, Trevor	DB	5-9	178	So.	95	Taele, Logan	DL	6-2	235	So.
25	Kautai, Teu	LB	6-1	216	So.	96	O'Mary, Kevin	LB/DS	6-4	240	Jr.
26	Arellano, Scott	P	6-1	190	Jr.	97	King, Theodore	DL	6-3	252	Fr.
26	Carter, Nate	RB	5-9	192	So.	98	Ho Ching, Toloa'i	LB	6-0	225	Fr.
28	Hine, Adam	RB	6-1	202	So.	99	Johnson, Marques	DL	6-2	305	Jr.
28	Miller, Jordan	P	6-4	190	So.		Andersen, Chasen	LB	6-0	218	Fr.
29	PoVey, Skye	DB	5-11	200	Sr.		Carter, Josh	OL	6-5	290	Jr.
30	Wadsworth, Mike	DB	6-1	182	So.		Davis, Michael	WR	6-2	180	Fr.
31	Raymond, Cody	WR	5-9	175	So.		Duran, Tim	OL	6-4	290	Jr.
32	Hague, Mike	DB	5-10	190	Sr.		Fusi, Edward	OL	6-1	285	Jr.
33	Lasike, Paul	RB	6-0	227	Jr.		Gautuvai, Rylee	LB	6-1	200	Fr.
34	Jorgensen, Austen	LB	6-2	239	Sr.		Kearsley, Brayden	OL	6-5	298	Fr.
34	Moore, AJ	RB	5-9	200	Fr.		Laulile, Tomasi	DL	6-3	265	Fr.
35	Owens, Joey	LB	6-2	215	Fr.		Leavitt, Dallin	DB	6-0	205	Fr.
36	Reilly, Drew	DB	6-3	195	So.		Lee, Sam	DB	6-0	180	Jr.
37	Sorensen, Justin	K	6-1	232	Sr.		Nacua, Kai	LB	6-2	205	Fr.
39	Brown, Algernon	RB	6-0	234	Fr.		Peoples, JonRyheem	DL	6-6	298	Fr.
39	Relei, Matt	LB	6-0	230	Fr.		Pili, Trajan	LB	6-2	225	Fr.
41	'Unga, Uani	LB	6-1	233	Sr.		Pulsipher, Addison	OL	6-6	260	Fr.
42	Alisa, Michael	RB	6-1	220	Sr.		Shoaf, Thomas	OL	6-6	265	Fr.
43	Leuta-Douyere, Jherremya	LB	6-0	236	So.		Taliauli, Merrill	DL	6-2	305	Fr.
44	Peck, Remington	DL	6-4	240	So.		Utu, Kalolo	DL	6-2	285	Jr.
45	Beck, Tyler	LB	6-1	220	Sr.		Wesley, De'Ondre	OL	6-6	310	Jr.
46	Bills, Kevan	LB	6-3	245	So.						
49	Egbert, Jordan	LB	6-3	220	Fr.						
51	Holt, Austin	DL	6-5	250	Jr.						
52	Crichton, Tui	OL	6-3	343	So.						
53	Cox, Tanner	LB	6-4	226	Jr.						

2013 RECRUITING CLASS


CHASEN ANDERSEN

Linebacker
6-0, 218
Logan, Utah
Logan HS


KEEGAN HICKS

Offensive line
6-3, 285
South Jordan, Utah
Bingham HS


JORDAN PREATOR

Defensive back
6-0, 180
Plain City, Utah
Fremont HS


JOSH CARTER

Offensive Line
6-5, 290
Tucson, Ariz.
Eastern Arizona College


BRAYDEN KEARSLEY

Offensive line
6-5, 298
Aloha, Ore.
Aloha HS


ADDISON PULSIPHER

Offensive line
6-6, 260
Temecula, Calif.
Temecula Valley HS


MICHAEL DAVIS

Wide receiver
6-2, 180
Glendale, Calif.
Glendale HS


TOMASI LAULILE

Defensive Line
6-3, 265
Westlake Village, Calif.
Westlake HS


THOMAS SHOAF

Offensive line
6-6, 265
Columbus, Ind.
Columbus North HS


TIM DURAN

Offensive line
6-4, 290
Puyallup, Wash.
Cabrillo College


MORONI LAULU-PUTUTAU*

Tight end
6-4, 190
Hyrum, Utah
Mountain Crest HS


TALON SHUMWAY*

Wide Receiver
6-3, 200
Highland, Utah
Lone Peak HS


NATHAN DEBEIKES*

Linebacker
6-2, 196
Thousand Oaks, Calif.
Thousand Oaks HS


DALLIN LEAVITT

Defensive back
6-0, 205
Portland, Ore.
Central Catholic HS


MERRILL TALIAULI

Defensive line
6-2, 305
Salt Lake City
East HS


GARRETT ENGLAND*

Defensive back
6-4, 190
Salt Lake City
Skyline HS


SAM LEE

Defensive back
6-0, 180
Brandywine, Md.
College of the Canyons


JOHNNY TAPUSOA*

Defensive back
5-10, 195
Laie, Hawai'i
Kahuku HS


EDWARD FUSI

Offensive line
6-1, 285
Corona, Calif.
Mt. San Antonio C.C.


KAIMANA NACUA

Linebacker
6-2, 205
Henderson, Nev.
Liberty HS


TRENTON TRAMMELL ^

Defensive back
6-0, 190
Oakland, Calif.
City College of San Francisco


RYLEE GAUTAVAI

Linebacker
6-1, 200
Bountiful, Utah
Bountiful HS


JONRYHEEM PEOPLES

Defensive line
6-6, 298
Rigby, Idaho
Rigby HS


KALOLO UTU

Defensive line
6-2, 285
Upolu, Samoa
Compton C.C.


BILLY GREEN ^

Quarterback
6-2, 196
Woodway, Wash.
King's HS


TRAJAN PILI

Linebacker
6-2, 225
Las Vegas, Nev.
Centennial HS


DE'ONDRE WESLEY

Offensive line
6-6, 310
Pleasant Hill, Calif.
Diablo Valley C.C.

* Will serve Church missions before joining team
^ Mid-year enrollee



MICHAEL ALISA

SENIOR
RUNNING BACK
6'1" • 220 LBS
LAIE, HI
TIMPVVIEW HS

42

2012 (JUNIOR)

- Nominated for the Doak Walker Award and All-State AFCA Good Works Team
- Earned letterman honors as a junior
- Started the first five games before breaking arm vs. Hawai'i
- Totaled 58 carries, 222 yards and one touchdown
- Had six receptions for 23 yards
- Recorded over 50 yards rushing in each of first three games

2011 (SOPHOMORE)

- Earned letterman honors as a sophomore
- Saw action in 12 games, including four starts
- Second leading rusher with 85 carries, 455 yards and TD
- Also had five receptions for 55 yards and one touchdown
- Season-high 99 rushing yards vs. Idaho
- Also made seven tackles on special teams

2008 (FRESHMAN)

- Earned letterman honors as a freshman
- Saw action in 12 games as a linebacker and was also a special teams contributor
- Totaled 11 tackles on the season, including nine solo touchdowns
- Forced a fumble against SDSU
- Recorded a blocked kick in the game against New Mexico

BEFORE BYU

- Earned Deseret Morning News 4A Second-Team All-State honors
- Helped lead Timpvview to a 13-0 record on the season to claim the Utah 4-A State Championships, including a 50-7 victory over Pine View in the championship game
- A member of the 2006 Utah 4-A State Championship team
- Credited with four interceptions and three sacks
- Scored six touchdowns as a running back for the T-birds
- Also played two years of high school at Kahuku High in Hawai'i
- Recruited by Boise State, California, Oklahoma, UNLV, Utah and Washington State

PERSONAL

- Served in the Puerto Rico San Juan West Mission for the LDS Church and is an Eagle Scout
- Majoring in business management

CAREER STATS

RUSHING

YEAR	GP	ATT	YDS	Y/A	LONG	TD
2008	12	0	0	N/A	0	0
2011	12	85	455	5.4	42	3
2012	6	58	222	3.8	21	1
TOTAL	30	143	677	4.7	42	4

RECEIVING

YEAR	GP	REC	YDS	Y/R	LONG	TD
2008	12	0	0	N/A	0	0
2011	12	5	55	11.0	26	1
2012	6	6	23	3.8	7	0
TOTAL	30	11	78	7.1	26	1



TERRANCE ALLETTO

SOPHOMORE
OFFENSIVE LINE
6'3" • 270 LBS
PARKER, CO
PONDEROSA HS

70

2012 (FRESHMAN)

- Earned letterman honors and played in four games
- Saw action against Weber State, Hawai'i, Georgia Tech and Idaho
- Helped BYU rush for 252 yards vs. Idaho and a season-high 396 rushing yards vs. Hawai'i

2009 (REDSHIRT)

- Member of the scout team

BEFORE BYU

- First-team all-state
- Invited to participate in the Hawaiian Prep Classic all-star event featuring more than 100 of the nations best seniors
- Rated No. 8 offensive center nationally and No. 5 Colorado prep prospect by Rivals.com
- Also finished third in the shot put at the state championships

PERSONAL

- Parents are Mike and Ann and born in Fairfax, Va
- Brother Nick was also a member of the BYU football team
- Eagle Scout and served an LDS mission to Riverside, Calif.
- Also recruited by LSU, Illinois, Princeton, Colorado and Air Force



ROSS APO

JUNIOR
WIDE RECEIVER
6'3" • 207 LBS
ARLINGTON, TX
THE OAKRIDGE SCHOOL

1

2012 (SOPHOMORE)

- Earned letterman honors
- Named to Phil Steele All-Independent Second Team
- Started in 12 of 12 games played
- Caught 31 passes for 311 yards and one touchdown
- Recorded season-best 70 receiving yards vs. Idaho

2011 (FRESHMAN)

- Earned letterman honors as a freshman
- Named FBS Independent Freshman of the Year, Phil Steele All-Independent Second Team
- Saw action in all 13 games and started four games
- Second leading receiver on the team
- Caught 34 passes for 453 yards and nine touchdowns
- Caught at least one pass in 11 of 13 games

2011 (MEDICAL REDSHIRT)

- Suffered an season-ending open dislocation of his left index finger during the second week of the season at practice

BEFORE BYU

- Ranked the No. 13 wide receiver in the nation by Rivals.com
- Averaged 19.1 yards per catch over his three year prep career
- Totaled nearly 2,000 receiving yards, 22 touchdowns
- Invited to play in the U.S. Army All-American Bowl

PERSONAL

- Speaks Tongan
- Majoring in exercise science
- Married to BYU soccer's Jessica Ringwood
- Also recruited by California, Kansas State, Minnesota, Missouri, Nebraska, Texas and Tulsa

CAREER STATS

RECEIVING

YEAR	GP	REC	YDS	Y/R	LONG	TD
2010	1	0	0	N/A	0	0
2011	13	34	453	13.3	42	9
2012	12	31	311	10.0	53	1
TOTAL	26	65	764	11.8	53	10



SCOTT ARELLANO

JUNIOR
PUNTER
6'1" • 190 LBS
SANTA YNEZ, CA
FOOTHILL COLLEGE

26

2012 (SOPHOMORE)

- Member of the scout team

BEFORE BYU

- Served as a punter and defensive back for Foothill College
- Had four interceptions as a freshman at Foothill
- Averaged 40.67 yards per punt
- Had 15 punts inside the 20 and eight more than 50 yards
- Season long punt of 68 yards
- First-team all-conference as a punter

PERSONAL

- An eagle scout



TREVOR BATEMAN

SOPHOMORE
DEFENSIVE BACK
5'9" • 178 LBS
PALM DESERT, CA
PALM DESERT HS

23

2012 (FRESHMAN)

- Member of the scout team

2009 (REDSHIRT)

- Member of the scout team

BEFORE BYU

- Recorded 25 catches for 320 yards and five touchdowns in 2007
- Racked up 70 tackles and four interceptions as a junior
- Also recruited by Arizona and UNLV

PERSONAL

- Served in the Texas Fort Worth Mission for the LDS Church



TYLER BECK

SENIOR
LINEBACKER
6'1" • 220 LBS
MURRIETA, CA
VISTA MURRIETA HS

45

2012 (JUNIOR)

- Earned letterman honors
- Played in four games
- Made one solo tackle vs. Weber State

2011 (SOPHOMORE)

- Earned letterman honors
- Played in nine games
- Had nine tackles, including seven solo, on the year
- Had a team-high six tackles (five solo) at Hawai'i

2010 (REDSHIRT)

- Member of the scout team

2007 (FRESHMAN)

- Saw action in two games

BEFORE BYU

- Southwestern League Defensive MVP
- Recorded 75 solo tackles as a senior and 16 assisted takedowns
- Totaled 13 sacks for a combined loss of 104 yards
- Had 25 carries for 107 yards and four touchdowns
- Recruited by Arizona, Nebraska, Oregon, Portland State, UCLA and Utah

PERSONAL

- Served in the Texas Houston Mission for the LDS Church



CRAIG BILLS

JUNIOR
DEFENSIVE BACK
6'2" • 209 LBS
PROVO, UT
TIMPVIEW HS

20

2012 (SOPHOMORE)

- Earned letterman honors first season back from LDS mission
- Played in all 13 games and started the last five
- Posted 47 tackles, forced one fumble and had five pass breakups
- Recorded four solo tackles at Boise State
- Had five tackles in BYU's 6-3 win over Utah State
- Tallied six tackles, two pass breakups and forced a fumble vs. Idaho
- Had a career-high 10 tackles at San Jose State
- Six tackles vs. SDSU in the Poinsettia Bowl to go along with two pass breakups, including one in the end zone

2009 (FRESHMAN)

- Earned letterman honors as a true freshman
- Saw action in all 13 games, including a start against Florida State
- Totaled 23 tackles on the season, including 15 solo
- Recorded interceptions against Tulane and Wyoming
- Contributor on special teams
- Had a season-high six tackles against Florida State

BEFORE BYU

- Deseret News 2008 Mr. Football recipient as Utah's top player in 4A
- Three-time first-team all-state selection and All-Valley Football MVP
- Three-year starter at safety for Timprview, helping the Thunderbirds complete back-to-back perfect seasons, 36 consecutive victories and three straight 4A state championships
- Rated by Rivals.com as No. 10 safety in the nation, No. 2 hardest-hitting safety nationally and No. 3 overall prospect in Utah in 2008
- Leader of Thunderbird defense that held opponents to 12 points per game in 2008
- Had 43 solo tackles among 59 total tackles and four interceptions as a senior
- As a junior returned two of his three interceptions for touchdowns
- Totaled six interceptions as a sophomore along with 10 pass deflections and 84 tackles
- Defensive backs MVP of the 2008 NIKE Camp in Provo

PERSONAL

- Older brothers K.C. and Kelly were both former members of the BYU football team and brother Kevan is on the current Cougar roster

CAREER STATS

DEFENSE

YEAR	GP	UA	A	TOT	TFL/YDS	SACK/YDS	INT	YDS	TD
2009	13	15	8	23	0/0	0/0	2	40	0
2012	13	31	16	47	0/0	0/0	0	0	0
TOTAL	26	46	24	70	0/0	0/0	2	40	0

DEFENSE (continued)

YEAR	FF	FR	YDS	QBH	PBU
2009	0	0	0	0	0
2012	1	0	0	0	5
TOTAL	1	0	0	0	5



KEVAN BILLS

SOPHOMORE
LINEBACKER
6'3" • 245 LBS
PROVO, UT
TIMPVVIEW HS

46

2012 (FRESHMAN)

- Did not play due to injury in camp

2011 (REDSHIRT)

- Member of the scout team

BEFORE BYU

- All-State First Team
- Daily Herald Elite 11
- Helped Timpview win two state championships
- Also participated in track and field, taking fourth in the state in shot put and running the 100 meters

PERSONAL

- Parents are Randy and Robin
- Born in Denver, Colo.
- Served in the Argentina Mendoza Mission for the LDS Church
- Three brothers (KC, Kelly and Craig) all played football at BYU
- Also recruited by Oregon, Colorado and Cal



JORDAN BLACK

FRESHMAN
OFFENSIVE LINE
6'6" • 298 LBS
DRAPER, UT
ALTA HS

76

2010 (REDSHIRT)

- Member of the scout team

BEFORE BYU

- Ranked No. 9 football recruit out of the state of Utah by Scout.com
- Helped lead Alta to two consecutive state titles, including a 10-3 record in 2009
- Also played basketball where he averaged five points and five rebounds per game

PERSONAL

- Born in Sandy, Utah
- Majoring in advertising
- Also recruited by Arizona, Arizona State, Utah State and Utah



ALGERNON BROWN

FRESHMAN
RUNNING BACK
6'0" • 234 LBS
MAGNA, UT
SKYLINE HS

39

BEFORE BYU

- Rated No. 4 prospect from Utah by Rivals.com and No. 13 by Scout.com
- Recorded 92 carries for 783 yards and 13 touchdowns as a senior
- Added 132 carries for 840 yards and 10 touchdowns in 2008
- Had a career total of 271 carries for 1,983 yards and 30 touchdowns
- Four-time track letterwinner, competing in javelin, 100m, 200m and 110m hurdles

PERSONAL

- Born in Salt Lake City
- Parents are Henna and Olevia
- Brothers Henna and Daryl played football at Southern Utah
- Eagle Scout
- Also recruited by Oregon, Washington, Cal, Michigan, San Diego State, Utah State and Stanford



NATE CARTER

SOPHOMORE
RUNNING BACK
5'9" • 192 LBS
ST. GEORGE, UT
DIXIE HS

26

2012 (FRESHMAN)

- Member of the scout team

2010 (REDSHIRT)

- Member of the scout team

BEFORE BYU

- Prepped at Dixie High School
- Had 64 rushing attempts for 565 yards and seven touchdowns
- Had a 96-yard run



TUI CRICHTON

SOPHOMORE
OFFENSIVE LINE
6'3" • 343 LBS
OREM, UT
TIMPVVIEW HS

52

2012 (FRESHMAN)

- Earned letterman honors
- Played in eight games
- Played both offensive line and defensive line
- Recorded one tackle vs. Hawaii

2009 (REDSHIRT)

- Member of scout team

BEFORE BYU

- Three-year starter who missed senior season due to torn labrum (shoulder)
- Earned first-team all-state accolades as a junior
- Great technician on offensive line who helped Timpview win back-to-back 4A state titles as a sophomore and junior
- Helped Thunderbirds achieve undefeated season during junior year
- Also recruited by Utah, Colorado, LSU, Arizona State and Hawaii

PERSONAL

- Served in the Texas Houston South Mission for the LDS Church



PARKER DAWE

FRESHMAN
OFFENSIVE LINE
6'3" • 250 LBS
PLEASANT GROVE, UT
PLEASANT GROVE HS

63

BEFORE BYU

- Prepped at Pleasant Grove High School
- Helped Pleasant Grove to a 10-2 record as a senior
- Also wrestled in High School
- Won the 5A state title in wrestling
- Also spent time at Snow College

PERSONAL

- Served LDS mission to Boston Massachusetts
- Wife is Emily



MICHAEL DOMAN

FRESHMAN
DEFENSIVE LINE
6'4" • 240 LBS
PORTLAND, OR
CANBY HS

94

2012 (FRESHMAN)

- Played in one game vs. Weber State on the defensive line
- PERSONAL**
- First cousin of former BYU quarterback and coach Brandon Doman



JORDAN EGBERT

FRESHMAN
LINEBACKER
6'3" • 220 LBS
OREM, UT
OREM HS

49

2012 (REDSHIRT)

- Member of the scout team

BEFORE BYU

- Played tight end and linebacker in high school
- Recorded 680 yards, six TDs on 48 catches senior year
- Posted 78 tackles on defense with three sacks and an interception



JD FALSLEV
SENIOR
WIDE RECEIVER
5'8" • 184 LBS
SMITHFIELD, UT
SKY VIEW HS

12

2012 (JUNIOR)

- Earned letterman honors
- Played in all 13 games and started two
- Named to the FBS All-Independent Team and Phil Steele All-Independent First Team as a return specialist
- BYU's second leading receiver with 37 receptions, 274 yards and two touchdowns
- Did damage on returns with 11 kick returns for 286 yards and 26 punt returns for 247 yards
- In first game as primary kick returner vs. Georgia Tech posted three returns for 129 yards, including returns of 44, 43 and 42 yards
- Totaled career-best 187 all-purpose yards vs. New Mexico State with 68 receiving yards, 51 kick returns yards and 68 punt return yards

2011 (SOPHOMORE)

- Earned letterman honors as a sophomore
- Saw action in all 13 games and started three
- Tied for 29th nationally in punt return average at 10.0 yards per return
- Phil Steele All-Independent First Team as a return specialist
- Returned 22 punts for 220 yards, including a 67-yard return for a touchdown at TCU
- Caught 31 passes for 330 yards and two touchdowns

2010 (FRESHMAN)

- Earned letterman honors as a freshman and Academic All-MWC
- Took over punt return duties midway through the season, totaling 136 yards on a team-high 15 returns
- Also had 162 yards on eight kickoff returns and 17 yards rushing on three carries

2009 (REDSHIRT)

- Member of the scout team

BEFORE BYU

- Played at Sky View HS for Craig Ahnder
- All-state return specialist
- Also lettered in basketball and baseball

PERSONAL

- Son of Dave and Kaye Dawn
- Also recruited by Utah State and Snow College

CAREER STATS

RECEIVING

YEAR	GP	REC	YDS	Y/R	LONG	TD
2010	13	0	0	N/A	0	0
2011	13	31	330	10.6	27	2
2012	13	37	274	7.4	21	2
TOTAL	39	68	604	8.9	27	4

KICK RETURNS

YEAR	KR	YDS	AVG	LNG	TD
2010	8	162	20.3	34	0
2011	2	11	5.5	8	0
2012	11	286	26.0	44	0
TOTAL	21	459	21.9	44	0

PUNT RETURNS

PR	YDS	AVG	LNG	TD
15	136	9.1	43	0
22	220	10.0	67	1
26	247	9.5	42	0
63	603	9.6	67	1



KANEAKUA FRIEL

SENIOR
TIGHT END
6'5" • 250 LBS
KANELOHE, HI
KAMEHAMEHA HS

82

2012 (JUNIOR)

- Earned letterman honors and started all 13 games
- Finished second on the team with five touchdown receptions
- Fourth on the team with 30 receptions and 308 yards
- Started season opener with six receptions, 101 yards and two touchdowns
- Recorded a reception in nine games
- FBS Independent Offensive Player of the Week, week of Sept. 3
- College Football Performane Awards National Tigh End of the Week, week of Sept. 3

2011 (SOPHOMORE)

- Earned letterman honors and played in 12 games
- Finished with seven catches for 55 yards and a touchdown on the year
- First career catch was an eight-yard touchdown at Oregon State
- Had two receptions for 20 yards vs. New Mexico State and three receptions for 17 yards at Hawaii

2008 (FRESHMAN)

- Earned letterman honors as a redshirt freshman
- Saw action in eight games, including one start against New Mexico
- Recorded one solo tackle against UNLV

2007 (REDSHIRT)

- Member of the scout team

BEFORE BYU

- Under the direction of head coach Kanani Souza, helped lead the Warriors to an 8-3 record as a senior
- A Honolulu Star-Bulletin All-State selection
- Recruited by Boise State, Oregon and Nevada

PERSONAL

- Served in the South Africa Durban Mission for the LDS Church
- Eagle Scout

CAREER STATS

RECEIVING

YEAR	GP	REC	YDS	Y/R	LONG	TD
2008	8	0	0	N/A	0	0
2011	12	7	55	7.9	15	1
2012	13	30	308	10.3	25	5
TOTAL	33	37	363	9.8	25	6



ALANI FUA

JUNIOR
LINEBACKER
6'5" • 215 LBS
NORTHBRIDGE, CA
OAKS CHRISTIAN

5

2012 (SOPHOMORE)

- Earned letterman honors and played in all 13 games
- Recorded 13 tackles and one interception

2011 (FRESHMAN)

- Earned letterman honors
- Played in eight games
- Had first career tackles vs. Idaho when he registered two tackles, including a sack, with a pass breakup
- Finished with six tackles and two sacks on the season

2010 (REDSHIRT)

- Member of the scout team

BEFORE BYU

- Rated the No. 25 weakside defensive end in the nation by Rivals.com
- Offensive-Defensive Bowl All-American
- First Team Ventura County
- Recorded 71 tackles as a senior, along with nine sacks, one interception, two fumble recoveries and three forced fumbles as Oaks Christian earned a 13-1 record
- Also caught 25 passes for 303 yards and three touchdowns in 2009
- Had 67 tackles, three sacks, two fumble recoveries and one forced fumble as a junior
- Also lettered in volleyball

PERSONAL

- Born in San Fernando, Calif.
- Parents are George and Helen
- Married to wife Malaysia and has one son, Alani, Jr.
- Older brother, Sione, played defensive tackle at Stanford before being selected in the third round of the 2011 NFL Draft by the Carolina Panthers
- Also recruited by Arizona, Arizona State, Hawaii, Ohio State, Oregon, Oregon State and Washington
- Majoring in business management

CAREER STATS

DEFENSE

YEAR	GP	UA	A	TOT	TFL/YDS	SACK/YDS	INT	YDS	TD
2011	8	4	2	6	2/8	2.0/8	0	0	0
2012	13	8	5	13	0	0.0/0	1	12	0
TOTAL	21	12	7	19	2/8	2.0/8	1	12	0

DEFENSE (continued)

YEAR	FF	FR	YDS	QBH	PBU
2011	0	0	0	0	0
2012	0	0	0	0	1
TOTAL	0	0	0	0	1



BILLY GREEN

FRESHMAN
QUARTERBACK
6'2" • 196 LBS
WOODWAY, WA
KING'S HS

10

BEFORE BYU

- Two-time first-team AP All-State quarterback and Cascade Conference Offensive Most Valuable Player
- Led King's High School to an 11-1 season as a senior in 2012 and completed 196 of 304 passes for 2,997 yards and 46 touchdowns
- Passed for 2,397 yards and 40 touchdowns as a junior while adding four rushing touchdowns
- 2011 Football Universe Regional Top Gun MVP and National Underclassman Regional MVP
- Also recruited by Notre Dame, Oregon State, UCLA, Utah, Washington and Washington State, among others



SPENCER HADLEY

SENIOR
LINEBACKER
6'1" • 227 LBS
CONNELL, WA
CONNELL HS

2

2012 (JUNIOR)

- Earned letterman honors and started all 13 games at outside LB
- Finished fifth on team in total tackles with 55
- Recorded 9.0 tackles for loss and 3.5 sacks (both fourth on the team)
- Also recorded two fumble recoveries, two quarterback hurries, one forced fumble and one pass breakup

2011 (SOPHOMORE)

- Earned letterman honors as a sophomore
- Saw action in all 13 games with one start at linebacker
- Totaled 45 tackles, 1.5 tackles for loss and one interception

2008 (FRESHMAN)

- Earned letterman honors and saw action in 11 games
- Academic All-MWC
- Totaled 13 tackles on the season, including seven solo takedowns
- Recorded one pass breakup, one quarterback hurry, one forced fumble and two fumble recoveries

BEFORE BYU

- An all-area first-team receiver, defensive back and kick returner
- Associated Press 1A first-team offensive and defensive selection
- Also a four-year letterwinner in track and basketball
- Totaled 2,713 yards receiving during his career
- Had 60 carries for 606 yards as a senior, including nine touchdowns and credited with 34 receptions for 541 yards and 11 TD

PERSONAL

- Born in Oberlin, Ohio, and parents are Alan and Kathryn Hadley
- Served in the California Roseville Mission for the LDS Church and is an Eagle Scout
- Raised on a dairy farm and lists working cattle as a special skill
- One of seven children
- Majoring in business management
- Recruited by Air Force, Boston College, Army, Boise State, Brown, Columbia, Harvard, Idaho, Illinois, Montana, Oregon State, Portland State, Pennsylvania, Princeton, Stanford and Yale

CAREER STATS

DEFENSE

YEAR	GP	UA	A	TOT	TFL/YDS	SACK/YDS	INT	YDS	TD
2008	11	7	6	13	0/0	0.0/0	0	0	0
2011	13	24	21	45	1.5/5	0.0/0	1	48	0
2012	13	30	25	55	9/33	3.5/25	0	0	0
TOTAL	37	61	52	113	10.5/38	3.5/25	1	48	0

DEFENSE (continued)

YEAR	FF	FR	YDS	QBH	PBU
2008	1	2	0	1	1
2011	0	0	0	0	0
2012	1	2	3	2	1
TOTAL	2	4	3	3	2



MIKE HAGUE

SENIOR
DEFENSIVE BACK
5'10" • 190 LBS
SALT LAKE CITY
BRIGHTON, HS

32

2012 (MEDICAL REDSHIRT YEAR)

- Six tackles before suffering season-ending injury

2011 (JUNIOR)

- Earned letterman honors as a junior
- Saw action in 11 games, primarily as the lead blocker on kick returns
- Totaled Seven tackles on the year

2010 (SOPHOMORE)

- Earned letterman honors as a sophomore in 10 games
- Caught five passes for 43 yards and rushed four times for 12 yards on the season as a running back

2009 (REDSHIRT)

- Saw action in the first three games of the season before suffering a season-ending injury
- Totaled 15 yards on four carries.

2006 (FRESHMAN)

- Earned Academic All-MWC honors
- Saw action in all 13 games as a true freshman
- Earned letterman honors
- Credited with 156 yards on 21 carries, including an 87-yard touchdown run in the Cougars' victory over UNLV
- Had two kick returns for a total of 24 yards against Boston College
- Averaged 7.4 yards per carry
- Also saw action on special teams, recording four tackless

BEFORE BYU

- Named Salt Lake Tribune and Deseret News 5A Player of the Year as a senior and earned Salt Lake Tribune and Deseret News First-Team All-State honors
- Named Region 2 Player of the Year
- Rushed for 2,001 yards and 28 touchdowns as a senior
- Returned three kicks for touchdowns
- Had 53 tackles and five interceptions
- Returned one interception for a touchdown

PERSONAL

- Parents are Alan and Peggy Hague
- Recruited by Boise State, Illinois, Oregon and Utah
- Served an LDS mission to Knoxville, Tenn.
- Majoring in leisure services management
- Eagle Scout

CAREER STATS

DEFENSE

YEAR	GP	UA	A	TOT	TFL/YDS	SACK/YDS	INT	YDS	TD
2006	12	3	1	4	0	0	0	0	0
2009	3	1	0	1	0	0	0	0	0
2010	10	1	1	2	0	0	0	0	0
2011	11	5	2	7	0	0	0	0	0
2012	4	3	3	6	0	0	0	0	0
TOTAL	40	13	7	20	0	0	0	0	0

DEFENSE (continued)

YEAR	FF	FR	YDS	QBH	PBU
2006	0	0	0	0	0
2009	0	0	0	0	0
2010	0	0	0	0	0
2011	0	0	0	0	0
2012	0	0	0	1	1
TOTAL	0	0	0	1	1





TAYSON HILL

SOPHOMORE
QUARTERBACK
6'2" • 220 LBS
POCATELLO, ID
HIGHLAND HS

4

2012 (FRESHMAN)

- Earned letterman honors as a true freshman
- Played in six games before knee injury, starting two
- Led BYU to 2-0 record in two starts vs. Hawai'i and Utah State
- Completed 42 of 71 passes for 425 yards and four touchdowns, rushing 55 times for 336 yards and four scores
- First pass of collegiate career went for 18-yard touchdown pass vs. Washington State in season opener
- In first career start, went 12 of 21 passing for 112 yards and two touchdowns, also rushing 15 times for 143 yards and one touchdown
- FBS Independent Offensive Player of the Week (10/1)

BEFORE BYU

- 2008 5A All-Idaho Player of the Year as a senior after quarterbacking Highland to its first state title since 2002
- Listed as the 30th-best quarterback prospect in the nation coming out of high school in 2009 by Scout.com and Rivals.com and top recruit in the state of Idaho by Rivals.com
- Idaho's Gatorade High School Player of the Year as a senior
- First team all-state selection also earned all-region and conference player of the year accolades
- Completed 166 of 258 passes (64.3 percent) and threw for 2,269 yards and 18 touchdowns as a senior
- Also rushed for 1,491 yards and 24 TDs, averaging 10.2 yards per carry and 124.3 rushing yards per game
- Holds school single-season and career records for total offense
- Also lettered in basketball and track and field

PERSONAL

- Parents are Doug and Natalie and has two brothers and one sister
- Served LDS mission to Sydney, Australia
- Originally committed to Stanford before mission and was also recruited by Arizona, Washington State, Boise State and Utah
- Older brother Jordan played defensive tackle at Arizona State and other brother Dexter played quarterback at Scottsdale (Ariz.) Community College, Northern Iowa and Dixie State (Utah)

CAREER STATS

PASSING

YEAR	GP	EFF.	COMP	ATT	YDS	Y/A	PCT	LNG	INT	TD
2012	6	122.39	42	71	425	6.0	59.2	28	2	4
TOTAL	6	122.39	42	71	425	6.0	59.2	28	2	4

RUSHING

YEAR	ATT	YDS	Y/A	LONG	TD
2012	55	336	6.1	68	4
TOTAL	55	336	6.1	68	4



KURT HENDERSON

SOPHOMORE
WIDE RECEIVER
6'1" • 192 LBS
ST. GEORGE, UT
SNOW CANYON HS

6

2012 (FRESHMAN)

- Played in two games
- Caught two passes for 19 yards

2011 (REDSHIRT)

- Participated on scout team

BEFORE BYU

- Academic all-state selection
- National Honor Society VP, member of the FFA, carried a 3.99 GPA in high school and was on the Honor Roll
- Three-year letterwinner at Snow Canyon High School
- Part of 2007 state runner-up team
- Also played baseball and basketball, won 2007 state title in baseball and was an all-state honorable mention
- Named the 2008 Male Athlete of the Year and Basketball State Competitors 2008
- Also recruited by Stanford, Columbia, Harvard, Yale, UNLV, Utah State, Weber State, Snow College and Dixie State

BEFORE BYU

- Parents are Lon and Carrie Henderson
- Has six siblings
- Grandpa, Rollie Bestor coached swimming and diving at BYU
- Brother-in-law Dave Jensen played baseball at BYU
- Majoring in Business Finance with a minor in Finnish
- Served an LDS mission to Helsinki, Finland, and is an Eagle Scout



ADAM HINE

SOPHOMORE
RUNNING BACK
6'1" • 202 LBS
SANTA CLARA, UT
SNOW CANYON HS

28

2012 (FRESHMAN)

- Earned letterman honors in four games on special teams

2011 (REDSHIRT)

- Member of the scout team

BEFORE BYU

- Three-year letterwinner
- All-state first team and on honor roll
- Also lettered four times in track and was the three-time long jump and high jump state champion

PERSONAL

- Born in Miami, Fla.
- Served in the Panama Panama City Mission for the LDS Church
- Majoring in exercise science
- Also recruited by Stanford and Utah



CODY HOFFMAN

SENIOR
WIDE RECEIVER
6'4" • 215 LBS
CRESCENT CITY, CA
DEL NORTE HS

2

2012 (JUNIOR)

- SI.com All-America honorable mention
- Phil Steele All-Independent First Team, FBS All-Independent Team
- Named to the Bilentnikoff Award Watch List
- Earned letterman honors and started all 13 games
- Led BYU in all receiving categories with 100 receptions, 1,248 yards and 11 touchdowns
- His 100 receptions and 1,248 yards are both second most in a single season in school history
- Has caught a pass in 32 straight games and counting
- Recorded school record five touchdown receptions at New Mexico State on career-high 182 receiving yards
- Posted eight 100-yard receiving games
- Caught a career-high 13 passes for 155 yards at San Jose State and recovered an onside kick
- Had at least 10 receptions in four games

2011 (SOPHOMORE)

- Earned letterman honors
- Yahoo! Sports All-Independent Team, Phil Steele All-Independent First Team, FBS All-Independent Team
- Became BYU's single-season leader in kickoff returns (36) and kickoff return yards (879)
- Played and started in all 13 games
- Led team in all receiving categories with 61 catches, 943 yards and 10 touchdowns
- 1,825 all-purpose yards in 2011 are sixth-best single-season mark in BYU history
- Had five 100-yard receiving games
- Caught eight passes for 138 yards and returned eight kicks for 139 yards for 277 all-purpose yards for the sixth-best single game mark at BYU and a career high
- Returned a kick 93 yards for a touchdown vs. UCF, the first kickoff returned for a score since 1998

2010 (FRESHMAN)

- Earned letterman honors as a freshman
- Played in 13 games, starting 10
- First on the team with 527 receiving yards on 42 receptions and seven touchdowns
- Was also the Cougars' main kick returner, totaling a team-high 380 yards on 14 returns
- Caught the first touchdown of his career at Florida State

2009 (REDSHIRT)

- Member of the scout team

BEFORE BYU

- Caught 50 passes for more than 1,000 yards as a senior
- Recorded seven 100-yard receiving games for Del Norte in 2008
- Named to the All-Humboldt-Del Norte Conference team three consecutive times
- Caught nine passes for 229 yards and two touchdowns in a 31-28 win over rival Fortuna in October 2008
- Contributed to the Warriors league titles his sophomore and junior years

CAREER STATS

RECEIVING

YEAR	GP	REC	YDS	Y/R	LONG	TD
2010	13	42	527	12.5	37	7
2011	13	61	943	15.5	46	10
2012	13	100	1248	12.5	64	11
TOTAL	39	203	2718	13.4	64	28

KICK RETURNS

YEAR	KR	YDS	AVG	LNG	TD
2010	14	380	27.1	51	0
2011	36	879	24.4	93	1
2012	3	72	24.0	34	0
TOTAL	21	459	21.9	44	0



TOHOA'I HO CHING

FRESHMAN
LINEBACKER
6'0" • 225 LBS
SANDY, UT
ALTA HS

98

BEFORE BYU

- Rated the No. 23 inside linebacker by Rivals.com
- Rated No. 5 prospect from Utah by Scout.com and No. 8 by Rivals.com
- Totalled 81 tackles as a senior, as well as 10.5 sacks and a blocked field goal
- Led 5A in sacks
- Despite missing two games in 2009 due to a knee injury, he helped Alta advance to the 5A state semifinals
- Two-year all-state selection
- Had 82 tackles as a junior, 15 sacks and one interception
- Also recruited by California, Colorado, UCLA, Utah, Utah State, Wisconsin and Wyoming



ADAM HOGAN

SENIOR
DEFENSIVE BACK
5'11" • 180 LBS
LOS ANGELES, CA
LA SOUTHWEST COLL.


16

2012 (JUNIOR)

- Earned letterman honors
- Played four games at corner and on special teams

BEFORE BYU

- Recorded 33 total tackles as sophomore at LA Southwest
- Also posted 2.0 tackles for loss and two pass breakups
- Ran the 200m, 800m, 4x400 relay and 4x100 relay at LA Southwest College



AUSTIN HOLT

JUNIOR
DEFENSIVE LINE
6'5" • 250 LBS
SOUTH JORDAN, UT
BINGHAM HS

51

2012 (MEDICAL REDSHIRT)

- Played in first four games at tight end prior to injury
- Caught two passes for 22 yards

2011 (SOPHOMORE)

- Earned letterman honors as a sophomore at tight end
- Played in 11 games and started 10
- Missed last two games of the season due to knee injury
- Phil Steele All-Independent Second Team
- Caught 11 passes for 180 yards
- Seven catches of 15 yards or more

2010 (FRESHMAN)

- Earned letterman honors as a freshman
- Played in 12 games, starting two
- Academic All-MWC
- Caught four receptions for 40 yards on the year

BEFORE BYU

- U.S. Army All-American
- Two-time all-state selection and Region 3 MVP

PERSONAL

- Born in Salt Lake City, parents are Ryan and Cindy
- Married to wife Brayli
- Served in the Missouri St. Louis Mission (2008-10) for the Church of Jesus Christ of Latter-day Saints
- Speaks Spanish
- Majoring in business and finance with a minor in economics
- Also recruited by UCLA, Stanford, Utah, Oregon, and Florida



TERENN HOUK

SOPHOMORE
WIDE RECEIVER
6'4" • 213 LBS
ENUMCLAW, WA
ENUMCLAW HS

11

2012 (FRESHMAN)

- Earned letterman honors
- Played in five games at receiver and tight end

2011 (REDSHIRT)

- Member of the scout team

BEFORE BYU

- Played football and basketball at Enumclaw HS

PERSONAL

- Majoring in civil engineering



JORDAN JOHNSON

JUNIOR
DEFENSIVE BACK
5'10" • 185 LBS
SPRINGFIELD, MA
BROOKS SCHOOL

6

2012 (SOPHOMORE)

- Earned letterman honors
- Started 12 games
- Phil Steele First Team All-Independent, FBS All-Independent Team
- Finished season with 48 tackles and 15 pass breakups with 1.5 tackles for loss, one interception and one fumble recovery
- Had four tackles and returned an interception 64 yards vs. Washington State in season opener
- Posted five tackles, 0.5 tackles for loss and a pass breakup at Utah
- Had two pass breakups vs. Utah State
- Recorded four tackles and two breakups vs. No. 10 Oregon State
- Logged six tackles, one tackle for loss and two pass breakups at San Jose State
- Recovered a fumble vs. San Diego State in Poinsettia Bowl
- Honorable mention for Defensive Back of the Week, week of Sept. 3

2011 (FRESHMAN)

- Earned letterman honors as a freshman
- Played in all 13 games at defensive back and on special teams
- Totaled 16 tackles, two interceptions and one pass breakup
- Had three tackles vs. Oregon State
- Picked off a pass vs. Idaho State and returned it 42 yards
- Recorded four tackles and one interception vs. Idaho
- Three tackles and one pass breakup vs. New Mexico State
- Also returned five kickoffs totaling 99 yards

2010 (REDSHIRT)

- Member of the scout team

BEFORE BYU

- League MVP, ISL MVP, All-ISL and All-Scholastic Team
- Helped Brooks School reach a 7-2 record as a senior
- Ran for 950 yards and 12 touchdowns, passed for 640 yards and six touchdowns and had 48 tackles on defense
- Tallied 660 yards rushing as a freshman and 563 yards as a sophomore

- Also lettered four times in basketball and twice in track

PERSONAL

- Born in Springfield, Mass.
- Parents are Kevin and Pamela
- Favorite food is his mom's Spanish rice
- Majoring in business
- Also recruited by Boston College, Bryant, Connecticut, Northeastern and Tulsa

CAREER STATS

DEFENSE

YEAR	GP	UA	A	TOT	TFL/YDS	SACK/YDS	INT	YDS	TD
2011	13	7	9	16	0/0	0	2	42	0
2012	12	35	13	48	1.5/6	0	1	64	0
TOTAL	25	42	22	64	1.5/6	0	3	106	0

DEFENSE (continued)

YEAR	FF	FR	YDS	QBH	PBU
2011	0	0	0	0	1
2012	0	1	0	0	15
TOTAL	0	1	0	0	16





KYLE JOHNSON

FRESHMAN
OFFENSIVE LINE
6'3" • 285 LBS
SANDY, UT
JORDAN HS

67

2012 (REDSHIRT)

- Member of the scout team

BEFORE BYU

- Standout at Jordan High School
- Made five tackles on defense
- Also recruited by Utah



MARQUES JOHNSON

JUNIOR
DEFENSIVE LINE
6'2" • 305 LBS
LOS ANGELES, CA
EL CAMINO CC

99

2012 (REDSHIRT)

- Member of the scout team

BEFORE BYU

- First-team all-league, second-team all-city
- Led El Camino to a No. 2 ranking in sacks (38), pass defense (176.5 ypg) and scoring defense (19 ppg) and No. 3 in total defense (288.5 ypg)
- Recorded a team-high 14.5 tackles for loss for minus-38 yards, four sacks, forced one fumble and recovered one fumble
- Earned Scholar Baller Award
- Also recruited by Indiana, Washington State and Texas Tech
- Coached by Ruffin Patterson in high school and Ken Talanoa at El Camino

PERSONAL

- Parents are Yul Johnson Sr. and Kimberly James-Johnson
- Has three siblings
- Plans to major in business



COLE JONES

FRESHMAN
OFFENSIVE LINE
6'5" • 280 LBS
CENTERVILLE, UT
VIEWMONT HS

65

BEFORE BYU

- Prepped at Viewmont High
- Academic all-region
- All-State honoree in 2008 and 2009
- Team captain in 2008 and 2009
- Also lettered in basketball

PERSONAL

- Born in Salt Lake City
- Parents are Raymond and Anne
- Eagle Scout
- Majoring in exercise science
- Also recruited by Utah State, Colorado and Southern Utah



AUSTEN JORGENSEN

SENIOR
LINEBACKER
6'2" • 239 LBS
MT. PLEASANT, UT
NORTH
SANPETE HS

34

2012 (MEDICAL REDSHIRT)

- Played in first four games prior to injury

2011 (JUNIOR)

- Earned letterman honors a junior
- Played in nine games at linebacker before injury
- Recorded seven tackles with four solo tackles

2010 (SOPHOMORE)

- Earned letterman honors as a sophomore
- Played in every game, starting three
- Finished fifth on the team with 46 tackles, including two for loss and one sack

2007 (FRESHMAN)

- Earned letterman honors as a freshman, playing in 11 games

BEFORE BYU

- An all-state second team selection as a junior
- Led the state with 14 sacks, 12 tackles for a loss and 115 tackles
- Did not play during his senior season after breaking his leg during spring football
- A two-year letterwinner in basketball
- An all-region basketball player as a sophomore and junior
- Won the state championship in the javelin as a sophomore and a junior

PERSONAL

- Born in Mt. Pleasant, Utah
- Parents are Trent and Julie Jorgensen and married to wife Kelsie
- Served in the Florida Tampa Mission for the LDS Church
- Majoring in landscape management
- Recruited by Stanford, Harvard, Princeton, Boise State, Georgia Tech, Arizona State, Illinois, Cal, Notre Dame and Utah

CAREER STATS

DEFENSE

YEAR	GP	UA	A	TOT	TFL/YDS	SACK/YDS	INT	YDS	TD
2007	11	1	5	6	0	0	0	0	0
2010	13	27	19	46	2/8	1.0/2	0	0	0
2011	9	4	3	7	0	0	0	0	0
2012	4	1	1	2	0	0	0	0	0
TOTAL	37	33	28	61	2/8	1.0/2	0	0	0

DEFENSE (continued)

YEAR	FF	FR	YDS	QBH	PBU
2007	0	0	0	0	0
2010	0	0	0	0	0
2011	0	0	0	0	0
2012	0	0	0	0	0
TOTAL	0	0	0	0	0





SOLOMONE KAFU

JUNIOR
OFFENSIVE LINE
6'2" • 305 LBS
RIO LINDA, CA
RIO LINDA HS

73

2012 (SOPHOMORE)

- Earned letterman honors
- Played in 10 games, starting eight at guard
- Part of an offensive line that blocked for over 150 rushing yards per game including a 396-yard season best vs. Hawaii
- Helped passing game top 300 yards five times during the season

2011 (FRESHMAN)

- Played in two games

2008 (REDSHIRT)

- Member of the scout team

BEFORE BYU

- Earned first-team all-city and second-team all-conference honors
- A Sacramento Bee second-team All-Metro selection
- Credited with 50 tackles in 2007, including 35 solo tackles and 15 assisted tackles
- Had two sacks and was credited with two fumble recoveries
- Recruited by UC Davis, Sacramento State, Weber State, and Utah State

PERSONAL

- Served in the New York New York Mission for the LDS Church
- Majoring in civil engineering
- Eagle Scout



TUNI KANUCH

FRESHMAN
DEFENSIVE LINE
6'1" • 285 LBS
SOUTH JORDAN, UT
BINGHAM HS

78

BEFORE BYU

- Named a first-team All-American by MaxPreps
- Ranked the No. 6 football recruit out of the state of Utah by Scout.com
- Four-year starter at Bingham, helping them to a 13-1 record in 2009
- Quick enough to get out in space and run the field and always seems to get good positioning
- Named the Deseret News 2009 Mr. Football
- First-team all-state as a sophomore, junior and senior
- Also recruited by Utah
- Coached by Dave Peck



BRONSON KAUFUSI

SOPHOMORE
DEFENSIVE LINE
6'7" • 270 LBS
PROVO, UT
TIMPVIEW HS

90

2012 (FRESHMAN)

- Earned letterman honors as a true freshman
- Played in all 13 games
- Totaled 23 tackles, 5.5 tackles for loss, 4.5 sacks, one fumble recovery, one quarterback hurry and one pass breakup

BEFORE BYU

- Ranked the No. 9 strongside defensive end in the nation by Rivals.com and rated the No. 1 recruit out of the state of Utah by Scout.com and Rivals.com
- Red Zone Player of the Year and Utah County Defensive MVP
- Invited to play in the 2010 Under Armour All-America Football Game
- Totaled 19 tackles and two sacks in 2009 before suffering a season-ending knee injury
- Recorded over 70 tackles, 9.5 sacks, 23 forced fumbles and batted down a team record 21 passes in 2008
- Had 57 tackles and eight sacks as a sophomore
- Also recruited by Stanford

PERSONAL

- Father is Steve Kaufusi, BYU's current defensive line coach
- Also played basketball for the Cougars on the 2012-13 squad, playing at forward in 20 games, averaging 6.4 minutes per game, 1.1 points and 1.7 rebounds

CAREER STATS

DEFENSE

YEAR	GP	UA	A	TOT	TFL/YDS	SACK/YDS	INT	YDS	TD
2012	13	11	12	23	5.5/35	4.5/32	0	0	0
TOTAL	13	11	12	23	5.5/35	4.5/32	0	0	0

DEFENSE (continued)

YEAR	FF	FR	YDS	QBH	PBU
2012	0	1	0	1	1
TOTAL	0	1	0	1	1



TEU KAUTAI

SOPHOMORE
LINEBACKER
6'1" • 216 LBS
ARLINGTON, TX
THE OAKRIDGE SCHOOL

25

2012 (FRESHMAN)

- Played in two games

BEFORE BYU

- An all-around athlete who played quarterback, safety and linebacker at The Oakridge School in Arlington, Texas
- High school teammate of Ross Apo
- A team captain with outstanding leadership abilities
- Led the offensive unit at quarterback with dual-threat agility as a passer and runner
- An aggressive defender who runs well and has great athleticism
- Helped The Oakridge School achieve a 9-2 record in 2009

PERSONAL

- Served in the California San Jose Mission for the LDS Church



THEODORE KING

FRESHMAN
DEFENSIVE LINE
6'3" • 252 LBS
SAN JOSE, CA
VALLEY CHRISTIAN
SCHOOL

97

2012 (REDSHIRT)

- Member of the scout team

BEFORE BYU

- all-area first team, All-Mercury honorable mention, all-league honorable mention
- Led team to a conference title as a junior and a second-place regional finish
- Participated in Nike SPARQ combine in Oakland and named to All-Combine squad with a 90.24 rating (sixth among defensive players)
- Also recruited by Fresno State, Nevada, Oregon State, Sacramento State and San Jose State
- Coached by Mike Machado



PAUL LASIKE

JUNIOR
RUNNING BACK
6'0" • 227 LBS
AUCKLAND, NZ
CHURCH COLLEGE
OF NEW ZEALAND

33

2012 (SOPHOMORE)

- Earned letterman honors
- Played in 12 games
- Totaled 33 carries, 129 yards and two touchdowns, adding one reception for 25 yards

BEFORE BYU

- A rugby All-American for BYU

CAREER STATS

RUSHING

YEAR	GP	ATT	YDS	Y/A	LONG	TD
2012	12	33	129	3.9	11	2
TOTAL	12	33	129	3.9	11	2

RECEIVING

YEAR	GP	REC	YDS	Y/R	LONG	TD
2012	12	1	25	25.0	25	0
TOTAL	12	1	25	25.0	25	0



JHERREMYA LEUTA-DOUYERE

SOPHOMORE
LINEBACKER
6'0" • 236 LBS
GARDEN GROVE, CA
SERVITE HS

43

2012 (REDSHIRT)

- Earned letterman honors
- Played in 10 games as a reserve linebacker and on special teams

BEFORE BYU

- Coached by Troy Thomas
- Helped his team to a 14-1 record and 2009 State Championship
- All-League First Team
- All-Pac 5 First Team
- Trinity League Defensive MVP

PERSONAL

- Parents are Richard and Lita
- Also recruited by Oregon State, Colorado, Hawaii and UCLA



DEVIN MAHINA

JUNIOR
TIGHT END
6'6" • 247 LBS
UPLAND, CA
UPLAND HS

84

2012 (SOPHOMORE)

- Earned letterman honors and played in nine games
- Caught eight passes for 128 yards and two touchdowns

2011 (REDSHIRT)

- Redshirt due to neck injury and surgery

2010 (FRESHMAN)

- Earned letterman honors as a freshman in 12 games, starting five
- Had 11 receptions for 118 yards

BEFORE BYU

- Credited with 19 receptions for 373 yards, averaging 19.6 yards per reception and four touchdowns
- An all-CIF performer
- 11th-ranked tight end by Rivals.com

PERSONAL

- Wife's name is Lindsay
- Served an LDS mission to Antananarivo, Madagascar
- Majoring in communications and is an Eagle Scout
- Recruited by UCLA, Oregon, Colorado, USC, Washington State, Washington, Utah, Utah State, UTEP and Arizona State

CAREER STATS

RECEIVING

YEAR	GP	REC	YDS	Y/R	LONG	TD
2010	12	11	118	10.7	22	0
2012	9	8	128	16.0	38	2
TOTAL	21	19	246	12.9	38	2



EATHYN MANUMALEUNA

SENIOR
DEFENSIVE LINE
6'2" • 288 LBS
ANCHORAGE, AK
TIMPVUEV HS

55

2012 (MEDICAL REDSHIRT)

- Started the first four games before suffering knee injury
- Recorded 11 tackles, four tackles for loss and 2.0 sacks
- Also forced one fumble, had one quarterback hurry and had a pass breakup

2011 (JUNIOR)

- Earned letterman honors as a junior
- Started all 13 games at defensive end
- Registered 33 tackles on the year, including 16 solo tackles
- Part of BYU defense ranked No. 19 in rushing defense (112.08 yards allowed)

2010 (SOPHOMORE)

- Earned letterman honors as a sophomore
- Played in 13 games, starting in eight
- Finished with 27 tackles, including 3 TFL and 2.5 sacks
- Also had one interception and one pass breakup

2007 (FRESHMAN)

- Earned letterman honors as a freshman
- Started every game at nose tackle as a true freshman
- Recorded 25 tackles, including 14 solo takedowns
- Posted three tackles for loss and one sack with one quarterback hurry and one pass defended
- Blocked UCLA's 28-yard field goal attempt with three seconds on the clock to seal BYU's 17-16 victory in the Las Vegas Bowl

BEFORE BYU

- A Salt Lake Tribune 4-A first-team All-State selection
- A Daily Herald Elite 11 All-Valley selection
- Ranked second on the roster with five sacks, four hurries and three forced fumbles
- Part of an offensive line that helped produce a 1,700-yard rusher and a 1,400-yard passer
- Helped lead Timpview HS to the 2006 4-A State Championship title
- Played for former BYU standout Louis Wong at Timpview HS
- Blocked for an offense that produced 26.5 points per game
- High school teammate of BYU players Houston Reynolds and cousin of Famika Anae
- Nephew of BYU offensive coordinator Robert Anae
- Recruited by Oregon

PERSONAL

- Parents are Leroy and Lani
- Married to wife Vea with one child
- Oldest of five children
- Has one brother and three sisters
- Served a mission to Oklahoma City, Okla. (2008-10)

CAREER STATS

DEFENSE

YEAR	GP	UA	A	TOT	TFL/YDS	SACK/YDS	INT	YDS	TD
2007	13	14	11	25	3/8	1.0/5	0	0	0
2010	13	9	18	27	3/19	2.5/15	1	30	0
2011	13	16	17	33	0	0.0/0	0	0	0
2012	4	5	6	11	4/17	2.0/14	0	0	0
TOTAL	43	44	52	96	10/44	5.5/34	1	30	0

DEFENSE (continued)

YEAR	FF	FR	YDS	QBH	PBU	BLKD
2007	0	0	0	1	1	1
2010	0	0	0	0	1	0
2011	0	0	0	0	0	0
2012	1	0	0	1	1	0
TOTAL	1	0	0	2	3	1



MARCUS MATHEWS

JUNIOR
WIDE RECEIVER
6'4" • 236 LBS
BEAVERTON, OR
SOUTHRIDGE HS

80

2012 (MEDICAL REDSHIRT)

- Played in three games before illness resulting in redshirt year

2011 (SOPHOMORE)

- Earned letterman honors as a sophomore
- Played in all 13 games and started three
- Led tight ends in receptions and yards with 27 catches, 299 yards and one touchdown

2010 (FRESHMAN)

- Earned letterman honors as a freshman and was Academic All-MWC
- Saw action in eight games before rupturing his spleen and missing the last four games of the season
- Finished the year with 136 yards on eight receptions

BEFORE BYU

- Three-time letterwinner
- Three-time first team all-league and all-state
- Competed in Oregon Senior Bowl
- Was also all-league in basketball and league and district champ in hurdles and relays in track and field

PERSONAL

- Parents are Kurt and Lisa
- Born in Cedar City, Utah
- Served in the Sweden Stockholm Mission (2007-09)
- Speaks Swedish
- Majoring in exercise science with a minor in Scandinavian studies
- Brother, Mitch, also plays football for BYU
- Also recruited by Oregon State, Oregon, Washington, Utah and Oklahoma State

CAREER STATS

RECEIVING

YEAR	GP	REC	YDS	Y/R	LONG	TD
2010	8	8	136	17.0	32	0
2011	13	27	299	11.1	40	1
2012	3	1	6	6.0	6	0
TOTAL	24	36	441	12.3	40	1



MITCH MATHEWS

SOPHOMORE
WIDE RECEIVER
6'6" • 213 LBS
BEAVERTON, OR
SOUTHRIDGE HS

10

2012 (FRESHMAN)

- Earned letterman honors and played in six games
- Caught two passes for 27 yards, including a 23-yarder vs. Idaho

2009 (REDSHIRT)

- Member of the scout team

BEFORE BYU

- Recorded 26 catches for 475 yards and seven touchdowns in only five games after returning from a broken leg early in his senior season
- Was an all-metro wide receiver with 42 receptions for 586 yards and six touchdowns as a junior
- Also an excellent baseball player who represented Oregon on the Junior Olympic 16-Under Baseball Team
- Was a second-team all-state first baseman as a junior and honorable mention all-state outfielder as a sophomore

PERSONAL

- Parents are Kurt and Lisa
- Older brother Marcus also plays for the Cougars
- Served in the Florida Orlando Mission (2009-11)



RYKER MATHEWS

SOPHOMORE
OFFENSIVE LINE
6'6" • 292 LBS
AMERICAN FORK, UT
AMERICAN FORK
HS

72

2012 (FRESHMAN)

- Earned letterman honors
- Started in all 13 games
- Part of an offensive line that blocked for over 150 rushing yard per game including a 396-yard season best vs. Hawai'i
- Helped passing game top 300 yards five times during the season

2011 (REDSHIRT)

- Injury led to redshirt year

BEFORE BYU

- Ranked top recruit in the state and No. 11 among offensive linemen nationally by Rivals.com
- Ranked the top offensive lineman in the state and No. 43 offensive lineman by Scout.com
- Played for the West squad in the U.S. Army All-American Bowl
- BYU Nike Camp MVP
- All-Poly Camp top offensive lineman
- Also played defensive line and on the Caveman basketball team at center
- Cited for his size, agility and strong football IQ
- Coached by Davis Knight and Aaron Behm
- Also recruited by Utah, Kansas, Oregon, UCLA, Notre Dame and Arizona



JORDAN MILLER

SOPHOMORE
PUNTER
6'4" • 190 LBS
HENDERSON, NV
GREEN VALLEY HS

28

2012 (FRESHMAN)

- Member of the scout team

2009 (REDSHIRT)

- Member of the scout team

BEFORE BYU

- Valuable defensive weapon at Green Valley High School, averaging 43.1 yards per punt
- Named first-team All-Sunset Region



AJ MOORE

FRESHMAN
RUNNING BACK
5'9" • 200 LBS
MURRIETTA, CA
MURRIETTA
VALLEY HS

34

2010 (REDSHIRT)

- Member of the scout team

BEFORE BYU

- Scored 14 touchdowns as a junior
- Ran for 1,040 yards on 135 carries and caught 60 passes for 700 yards during his junior campaign
- Rushed for 921 yards on 125 carries and 12 TD as a senior
- Recorded 37 receptions for 548 yards and four touchdowns
- Selected as the NFL's initial Legacy Project athlete and was mentored by NFL Hall of Famer Ron Yary
- Two-time letterwinner in track

PERSONAL

- Born in Ventura, Calif. and parents are Anthony and Tammie
- Also recruited by Boise State, Washington, UNLV, UCLA, Arizona, Fresno State and San Diego State



BLAKE MORGAN

SENIOR
DEFENSIVE BACK
5'11" • 184 LBS
GREELEY, CO
GREELEY WEST HS

19

2012 (JUNIOR)

- Member of the scout team

2009 (SOPHOMORE)

- Earned letterman honors as a sophomore
- Saw action in all 13 games
- Academic All-MWC
- Contributor on special teams
- Totaled 16 tackles on the season, including 11 solo

2008 (FRESHMAN)

- Earned letterman honors as a redshirt freshman
- Saw action in six games
- Totaled six tackles on the season, including four solo
- Forced fumbles against UCLA and Air Force
- Academic All-MWC

2007 (REDSHIRT)

- Member of the scout team

BEFORE BYU

- Three-year All-Northern Conference defensive back
- Two-year All-Northern Conference running back
- Two-time Northern Conference Offensive Player of the Year
- All-Colorado running back
- All-state as a defensive back and running back
- Team offensive and defensive MVP
- Member of the honor roll and National Honor Society

PERSONAL

- Son of Mike and Natalie Morgan
- Brother, Rex, played for BYU
- Also recruited by Colorado, Colorado State, Northwestern, Air Force and Kansas State



JASON MUNNS

SENIOR
QUARTERBACK
6'5" • 249 LBS
KENNEWICK, WA
SOUTHRIDGE HS

11

2012 (JUNIOR)

- Played in two games

2011 (SOPHOMORE)

- Served as a backup quarterback

2010 (FRESHMAN)

- Member of the scout team

2007 (REDSHIRT)

- Injury in fall camp

BEFORE BYU

- Completed 122 of 201 attempts with a league-high 18 touchdowns
- Produced a league best 140.8 efficiency rating
- Holds several school offensive records, including 5,957 career passing yards and 82 touchdown completions
- Had 32 touchdowns and was the Big Nine Co-Player of the year
- Tallied a career record of 25-9 for head coach Andy Troxel
- Other school records include 277 pass attempts as soph., 749 career pass attempts, 25 completions in a single game, 160 passes completed in a season and 441 passes completed over his career
- Holds the single-season and career records for total offense, including 6,215 career yards.

PERSONAL

- Parents are Paul and Tammy Munns
- Born in Logan, Utah
- Served in the Mexico Oaxaca Mission for the LDS Church
- Speaks Spanish
- Recruited by Arizona State, Nebraska, Oregon, Oregon State, USC, Washington, Washington State and Utah



KEVIN O'MARY

SENIOR
LINEBACKER/DS
6'4" • 240 LBS
SAN DIEGO, CA
MIRA MESA HS

96

BEFORE BYU

- Graduated with academic honors
- Earned National Football Foundation and College Football Hall of Fame Scholar-Athlete Award
- Competed in baseball and swimming
- Also recruited by New Mexico and the University of San Diego

PERSONAL

- Parents are Gary and Sharon O'Mary



AMMON OLSEN

SOPHOMORE
QUARTERBACK
6'3" • 210 LBS
DRAPER, UT
SOUTHERN UTAH

15

2012 (REDSHIRT)

- Quarterbacked the scout team

BEFORE BYU

- Utah's 5A Most Valuable Player and Gatorade Player of the Year honors as a senior while leading Alta High School to the 2008 state title
- Completed 193 of 306 passes (63.1 percent) for 3,209 yards and 36 touchdowns and ran for 860 yards and another 11 scores as a senior while leading his team to four second-half comeback wins
- Member of back-to-back state championship teams in 2007 and 2008 as well as three consecutive region title teams
- Exceptional athlete was also a three-year letterman on the AHS basketball team, earning Region 2 MVP honors as a senior
- Attended Southern Utah University as a freshman in 2009, playing in six games while completing 57.1 percent of his passes (8 of 14) for 115 yards and two touchdowns
- Added 44 yards rushing on 10 carries (4.4 ypc)

PERSONAL

- Parents are Bryan and Stephanie Olsen
- Has three siblings
- Served in the Mexico City North Mission
- An Eagle Scout



JOEY OWENS

FRESHMAN
LINEBACKER
6'2" • 215 LBS
PLEASANT GROVE, UT
PLEASANT GROVE HS

35

BEFORE BYU

- Ranked No. 9 football recruit out of the state of Utah by Rivals.com and No. 11 by Scout.com
- Recognized as first-team all-region
- Totaled 35 tackles as a senior, along with two sacks, helping the Vikings to an 8-3 record
- Also saw time as a running back, totaling 417 career yards and five touchdowns on 67 carries



REMINGTON PECK

SOPHOMORE
DEFENSIVE LINE
6'4" • 240 LBS
SOUTH JORDAN, UT
BINGHAM HS

44

2012 (FRESHMAN)

- Earned letterman honors
- Played in nine games
- Made seven tackles and had one sack

2009 (REDSHIRT)

- Member of the scout team

BEFORE BYU

- Served as team captain as a senior while earning first-team all-state honors
- Made 27 receptions for 389 yards (14.4 yard per catch) in 2008
- Also rushed the ball twice for 31 yards (15.5 yards per carry)
- Scored in six different games to rank second on the team with six touchdown receptions
- Caught four passes for a season-high 109 yards and one touchdown against Jordan
- Ranked No. 4 in the state with 14 sacks
- Totaled 65 tackles as a defensive end and recovered one fumble

PERSONAL

- Served in the New York Rochester Mission for the LDS Church



MANOA PIKULA

SOPHOMORE
LINEBACKER
6'1" • 235 LBS
SOUTH JORDAN, UT
BINGHAM HS

22

2012 (FRESHMAN)

- Earned letterman honors
- Played in 12 games at middle linebacker and on special teams
- Had nine tackles and 1.5 tackles for loss

2011 (REDSHIRT)

- Member of the scout team

BEFORE BYU

- Ranked No. 16 among state prospects by Rivals.com
- Ranked as the No. 8 fullback in the nation by Scout.com
- No. 31 Midlands prospect by SuperPrep Magazine
- 5A All-State First Team in 2010 by Deseret News and Salt Lake Tribune
- Region 3 Defensive MVP
- Selected to play in the U.S. Under-19 National Team
- Helped Bingham win the 5A state title in 2009 and 2010 and Region 3 championships all three years
- Three-year starter
- Coached by Dave Peck

PERSONAL

- Parents are Tanielia and Valetihis and has five siblings



SKYE POVEY

SENIOR
DEFENSIVE BACK
5'11" • 200 LBS
OGDEN, UT
SNOW COLLEGE

29

2012 (JUNIOR)

- Played in three games
- Made two tackles in the season opener vs. Washington State

2011 (SOPHOMORE)

- Earned letterman honors
- Played in 11 games, mostly on special teams

BEFORE BYU

- Prepped at Ben Lomond High
- Coach was brother-in-law and current BYU defensive coordinator Nick Howell
- Team captain
- Named 3A All-State honorable mention in 2006
- All-Region 11 and all-area
- Also participated in basketball, baseball and track
- Was the Region 11 long jump champion

PERSONAL

- Parents are Bryan and Linda
- Born in Ogden, Utah
- Served an LDS mission to the Dominican Republic (2008-10)
- Pre-med student majoring in business management
- Also recruited by Brown and Snow College



CODY RAYMOND

SOPHOMORE
WIDE RECEIVER
5'9" • 175 LBS
SANDY, UT
JORDAN HS

31

2012 (FRESHMAN)

- Played in three games
- Caught two passes for five yards vs. Idaho, including a 2-yard touchdown reception
- Also played on special teams and as a punt returner

2011 (REDSHIRT)

- Member of the scout team

BEFORE BYU

- All-state first team in 2006, 2007 and 2008
- Racked up 197 catches for 3,326 yards, second all-time in Utah prep history
- Also tied the Utah prep career receiving touchdown record with 41 touchdowns
- Was the team's leading tackler senior year
- Was the baseball state championship MVP

PERSONAL

- Parents are Scott and Jayne
- Born in Salt Lake City
- Served in the New York New York North Mission (2008-10) for the LDS Church
- Majoring in advertising
- Also recruited by Utah, Utah State, Texas Tech, Southern Utah and Snow College



IONA PRITCHARD

JUNIOR
RUNNING BACK
6'0" • 244 LBS
SOUTH JORDAN, UT
BINGHAM HS

5

2012 (SOPHOMORE)

- Earned letterman honors
- Played in all 13 games and started four
- Used mostly as pass blocker and lead blocker
- Recorded 13 carries for 39 yards

2011 (REDSHIRT)

- Redshirted after suffering season-ending leg and ankle injury during a fall camp scrimmage

2008 (FRESHMAN)

- Earned letterman honors as a freshman
- Saw action in all 13 games, including special teams, linebacker and tailback
- Totaled 14 tackles on the season, including five solo
- Recorded one tackle for loss, one quarterback hurry and one forced fumble
- Forced fumble came against Utah State
- Caught one pass for a three-yard gain

BEFORE BYU

- A Deseret Morning News 5A First Team All-State selection
- Credited with 88 tackles and six QB hurries as a senior
- Totaled 72 tackles as a junior, including 21 solos
- Under head coach Dave Peck, helped lead the Miners to an 11-2 record, including a trip to the championship game
- Finished with a perfect 5-0 record and a first-place finish in the Region 3 standings
- A member of the 2006 5A State Championship team that went 14-0

PERSONAL

- Born in West Valley City, Utah
- Parents are George and Tasi Pritchard
- Served in the Marshall Islands Majuro Mission for the LDS Church
- Speaks Marshallese
- An Eagle Scout
- Recruited by UTEP, Navy, UNLV, Air Force and Utah



STEHLY REDEN

SOPHOMORE
TIGHT END
6'4" • 250 LBS
VALLEY CENTER, CA
VALLEY CENTER HS

83

2012 (FRESHMAN)

- Earned letterman honors
- Played in eight games
- Caught a 7-yard pass vs. Idaho

2011 (REDSHIRT)

- Member of the scout team

BEFORE BYU

- Ranked No. 71 by Scouts.com among offensive guards nationally
- Cal-Hi Sport's All-State Medium Schools Second Team in 2009 and 2010
- Helped Valley Center win the CIF San Diego Section Division IV championship in 2008 and play in the championship again in 2009
- Had 71 tackles, 12 sacks and two interceptions and two defensive touchdowns in 2010
- Coached by Rob Gilster

PERSONAL

- Parents are Steve and Margaret
- Brother Garrett also played football for the Cougars
- Majoring in history teaching
- Eagle Scout
- Also recruited by Air Force, San Diego State, Colorado State, Kansas, Oregon, Oregon State, Washington, Washington State and Stanford



DREW REILLY

SOPHOMORE
DEFENSIVE BACK
6'3" • 195 LBS
VALLEY CENTER, CA
COLORADO STATE

36

2012 (REDSHIRT)

- Redshirt due to NCAA transfer rules

BEFORE BYU

- At Colorado State in 2008: Played in all 12 games, with two starts
- Recorded 20 tackles (nine solo)
- Earned academic all-conference honors following the season
- (HS) Received all-county and first-team all-CIF honors as a line-backer in 2007 at Valley Center (Calif.) High School
- Posted 144 tackles (74 solo) as a senior, including nine TFL
- Helped the Jaguars win two CIF Division IV state championships
- A four-sport athlete, lettered three years in both football and volleyball, twice in basketball and once in track
- Also recruited by Utah, Boston College and the University of San Diego

PERSONAL

- Parents are Russ and Kris Reilly
- Has two older brothers, A.J. and Trevor, and a younger brother, Beau. Trevor plays defensive end/linebacker at Utah
- Served LDS mission to the Laredo-Brownsville area of Texas



SKYLER RIDLEY

SENIOR
WIDE RECEIVER
6'0" • 182 LBS
MURRIETA, CA
MURRIETA VALLEY HS

17

2012 (JUNIOR)

- Earned letterman honors as a junior, playing in 13 games
- Finished the year with 20 catches for 206 yards and one touchdown

2011 (SOPHOMORE)

- Member of the scout team

2010 (FRESHMAN)

- Member of the scout team

2007 (REDSHIRT)

- Member of the scout team

BEFORE BYU

- Two-year letterwinner, helping team advance to CIF quarterfinals

PERSONAL

- Parents are Kevin and Kimbur and born in Riverside, Calif.
- Served in the England Manchester Mission and is an Eagle Scout
- Also recruited by San Diego, UTEP, Utah, Idaho and Utah State

CAREER STATS

RECEIVING

YEAR	GP	REC	YDS	Y/R	LONG	TD
2012	13	20	206	10.3	24	1
TOTAL	13	20	206	10.3	24	1



BRYAN SAMPSON

FRESHMAN
TIGHT END
6'3" • 221 LBS
PLEASANT GROVE, UT
PLEASANT GROVE HS

86

2012 (REDSHIRT)

- Member of the scout team

BEFORE BYU

- Prepped at Pleasant Grove High
- Ranked the No. 35 tight end in the nation by Rivals.com
- Rated the No. 10 football recruit out of the state of Utah by Scout.com and Rivals.com
- Caught 21 passes for 249 yards during his senior season as the Vikings earned an 8-3 record

PERSONAL

- Born in American Fork, Utah
- Parents are Dale and Cindy
- Three older brothers played for Utah State, Utah and Snow
- Eagle Scout
- Also recruited by Idaho State, Utah State and Washington State



DANIEL SORESENSEN

SENIOR
DEFENSIVE BACK
6'2" • 215 LBS
COLTON, CA
COLTON HS

9

2012 (JUNIOR)

- Earned letterman honors as a junior
- Led the team with three interceptions
- Finished the season with 68 tackles, the second-most on the team

2011 (SOPHOMORE)

- Earned letterman honors, starting all 13 games at safety
- Third on the team in tackles with 61
- Had two TFLs, two INTs, six PBUs and recovered one fumble

2008 (FRESHMAN)

- Earned letterman honors as a true freshman, seeing time in 12 games
- Totaled 17 tackles and 3.5 tackles for a combined loss of 15 yards
- Academic All-MWC

BEFORE BYU

- Earned first-team all-conference honors on both offense and defense as a senior
- Earn first-team all-league honors as a punter as well
- Credited with 87 tackles, including 62 solo tackles
- Credited with a team-leading 23 pass deflections and four QB hurries
- Tied for the team lead with five interceptions

PERSONAL

- Born in Riverside, Calif.
- Parents are Kory and Roxann Sorensen
- Served in the Costa Rica San Jose Mission (2009-10)
- Eagle Scout
- Older brothers, Trevan and Cody, played football at UNLV and Utah
- Cousin of BYU teammate Justin Sorensen
- Majoring in exercise science
- Recruited by Boston College, Washington, Arizona State, Duke, Nebraska, Ole Miss, USC, UCLA and Colorado

CAREER STATS

DEFENSE

YEAR	GP	UA	A	TOT	TFL/YDS	SACK/YDS	INT	YDS TD
2008	12	11	6	17	3.5/15	1.0/9	1	2 0
2011	13	32	29	61	2/2	0.0/0	2	30 1
2012	13	41	27	68	2/5	0.0/0	3	27 0
TOTAL	38	84	62	146	7.5/22	1.0/9	6	59 1

DEFENSE (continued)

YEAR	FF	FR	YDS	QBH	PBU
2008	0	0	0	0	0
2011	0	1	0	0	6
2012	2	1	0	0	5
TOTAL	2	2	0	0	11



JUSTIN SORENSEN

SENIOR
KICKER
6'1" • 232 LBS
SOUTH JORDAN, UT
BINGHAM HS

37

2012 (JUNIOR)

- Earned letterman honors as a junior
- Saw action in all 13 games
- Extended his school-record to 68 of 68 PAT attempts
- Made 27 of 30 PAT attempts on the year
- Averaged 62.4 yards per kickoff and recorded 26 touchbacks
- Made six field goals

2011 (SOPHOMORE)

- Earned letterman honors as a sophomore
- Phil Steele All-Independent First Team, FBS Independent Honorable Mention
- Made a school-record 48 of 48 PATs
- Averaged 66.6 yards per kickoff and recorded 17 touchbacks
- Made 15 field goals including eight 30+ yard field goals and five over 40 yards

2008 (FRESHMAN)

- Earned letterman honors as a freshman
- Handled kickoff and long field goal duties
- Totaled seven tackles on the season, including five solo
- Academic All-MWC
- Recorded 32 touchbacks, averaging 66.5 yards per kickoff

BEFORE BYU

- A 2007 Parade All-American, Salt Lake Tribune 5A First Team All-State selection, Deseret Morning News 2007 5A First Team All-State honors, U.S. Army All-American and Utah Gatorade Player of the Year
- A two-time all-state and all-region selection
- Holds the state high school record for PATs, FG's (28) and the longest field goal in state history (current BYU record is 56 yards) -- a 62-yarder
- Missed one PAT all season, going 54-for-55 during the year
- Credited with 88 kickoffs during the season, recording 81 touchbacks
- Ranked as one of the top high school kickers in the nation

PERSONAL

- Born in Salt Lake City
- Parents are Kent and Jill Sorensen
- Served in the Georgia Macon Mission for the LDS Church
- Cousin of BYU teammate Daniel Sorensen
- Recruited by Oregon, Washington, Colorado and Illinois



CHRISTIAN STEWART

JUNIOR
QUARTERBACK
6'2" • 190 LBS
OREM, UT
SNOW COLLEGE

7

2008 (FRESHMAN)

- Member of the scout team
- ### BEFORE BYU
- Prepped at Timpanogos High (Orem, UT)
 - All-state first team
 - Utah Valley Player of the Year and team MVP
 - Also a member of the state champion baseball team
 - High honor roll student

PERSONAL

- Born in Provo, Utah to parents Nick and Diane
- Majoring in business management with a minor in Japanese
- Served in the Japan Tokyo Mission (2008-10) for the LDS Church
- Eagle Scout
- Also recruited by Colorado State and Utah State



BROCK STRINGHAM

JUNIOR
OFFENSIVE LINE
6'6" • 290 LBS
HIGHLANDS
RANCH, CO
MOUNTAIN VISTA HS

74

2012 (SOPHOMORE)

- Earned letterman honors as a sophomore
- Played in eight games and started three
- Contributed when BYU rushed for 540 yards against Hawaii

2011 (FRESHMAN)

- Earned letterman honors as a freshman
- Played in eight games in a backup role

2008 (REDSHIRT)

- Member of the scout team

BEFORE BYU

- Prepped at Mountain Vista HS
- Denver Post 2007 All-Colorado offensive team
- A two-time all-conference recipient
- Selected to play in the Colorado all-star game
- Helped lead the Golden Eagles to an 8-3 record before losing to Bear Creek in the second round of the state playoffs

PERSONAL

- Parents are Rick and Jenni and born in Englewood, Colo.
- Served in the Philippines Tacloban Mission (2009-11) for the LDS Church and is an Eagle Scout
- Majoring in exercise science
- Recruited by Colorado State, Colorado, Boise State, UNLV, Kansas State, California, UCLA, Illinois, Washington State, Arizona State and Utah



LOGAN TAELE

SOPHOMORE
DEFENSIVE LINE
6'2" • 240 LBS
ST. GEORGE, UT
DIXIE HS

95

2012 (FRESHMAN)

- Member of the scout team

BEFORE BYU

- Prepped at Dixie HS
- Contributed 33 tackles and 5.0 sacks as a senior
- Also recorded two interceptions and one pass breakup

PERSONAL

- Served LDS mission to Tucson, Ariz.



SAE TAUTU

FRESHMAN
DEFENSIVE LINE
6'3" • 260 LBS
ALPINE, UT
LONE PEAK HS

57

2010 (REDSHIRT)

- Member of the scout team

BEFORE BYU

- Prepped at Lone Peak High, ranked the No. 8 football recruit out of the state of Utah by Scout.com
- Named defensive MVP at the 2009 All-Poly Camp in Bountiful
- Totaled 87 tackles and five sacks as a senior
- Also lettered in wrestling and played rugby

PERSONAL

- Born in American Fork, Utah
- Parents are Makay and Pele
- Father played football for Utah, also recruited by Stanford, Utah, Wyoming and Washington State



BRETT THOMPSON

JUNIOR
WIDE RECEIVER
6'3" • 220 LBS
EL DORADO HILLS, CA
OAK RIDGE HS

19

2012 (SOPHOMORE)

- Earned letterman honors as a sophomore
- Saw action in 11 games

2009 (FRESHMAN)

- Earned letterman honors as a true freshman
- Academic All-MWC
- Saw action in 12 games
- Totaled 95 yards receiving on six receptions, averaging 15.8 yards per catch

BEFORE BYU

- Totaled 694 yards and 12 touchdowns, averaging 6.9 yards per carry in 2008
- Scored six touchdowns in one game
- Made 26 receptions for 242 yards and three touchdowns, including a long gain of 66 yards
- As a junior, had 35 receptions for 570 yards and six touchdowns
- Had 53 catches for 894 yards and 11 touchdowns to earn all-state
- Also lettered in basketball and volleyball
- Also recruited by California, Nebraska, Air Force, and UNLV

PERSONAL

- Served in the Kentucky Louisville Mission for the LDS Church
- Parents are Matt and Jeanna Thompson
- Married to Coriann Clark Thompson
- Eagle Scout



UANI 'UNGA

SENIOR
LINEBACKER
6'1" • 233 LBS
RANCHO
CUCAMONGA, CA
OREGON STATE

41

2012 (JUNIOR)

- Earned letterman honors as a junior
- Played in all 13 games
- Recorded 28 tackles, three tackles for loss, one sack, one interception, one forced fumble and a pass breakup on the year
- Returned an interception for 22 yards against Idaho while also forcing a fumble and adding a season-high five tackles
- Solid contributor to the No. 3 total defense

2011 (REDSHIRT)

- Redshirt due to NCAA transfer rules and was on scout team

BEFORE BYU

- At Oregon State: (2010) Played in 12 games, totaling 14 tackles
- (2009) Played in all 13 games, registering 12 tackles
- Played in the Las Vegas Bowl against BYU
- Prepped at Kahuku High
- Won the state title during senior year
- First team all-state by the Honolulu Advertiser
- Helped Kahuku win the state basketball title in 2005, the first for the school in four decades
- Named to the state tournament team in basketball

PERSONAL

- Parents are Christopher and Ofa and born in Pomona, Calif.
- Served an LDS mission to Guatemala
- Married to wife Lachelle and has two kids
- Twin brother, Feti, played at Oregon State and brother, Paul, played football at Arizona State
- Majoring in communications
- Also recruited by Utah and UNLV

CAREER STATS

DEFENSE

YEAR	GP	UA	A	TOT	TFL/YDS	SACK/YDS	INT	YDS TD
2012	13	16	12	28	3/10	1.0/9	1	22 0
TOTAL	13	16	12	28	3/10	1.0/9	1	22 0

DEFENSE (continued)

YEAR	FF	FR	YDS	QBH	PBU
2012	1	0	0	0	1
TOTAL	1	0	0	0	1



ERIC THORNTON

SOPHOMORE
WIDE RECEIVER
5'9" • 170 LBS
RENTON, WA
MERIDIAN HS

88

2012 (FRESHMAN)

- Member of the scout team

BEFORE BYU

- Prepped at Meridian High School in Idaho, leading them to a 12-0 record as a senior
- Posted 338 receiving yards on 21 receptions with two touchdowns
- Ran the ball six times for 32 yards
- On defense, posted 44 tackles and one sack
- Blocked two punts and two field goals, recovered two fumbles
- Had nine kick returns for 259 yards



TRENT TRAMMELL

JUNIOR
DEFENSIVE BACK
6'0" • 190 LBS
OAKLAND, CA
CITY COLL. OF SAN FRAN.

1

BEFORE BYU

- Helped the City College of San Francisco Rams achieve a 22-2 record and play in the state title game twice, winning it in 2011
- Had a conference-best 19 passes defended in 2011 and helped San Francisco rank No. 1 by JCFootball.com
- Totaled 57 tackles, five interceptions and 22 pass breakups
- Also recruited by Boise State, Utah, New Mexico and UTEP





MANAAKI VAITAI

**SENIOR
OFFENSIVE LINE
6'3" • 317 LBS
EULESS, TX
TRINITY HS**

79

2012 (JUNIOR)

- Earned letterman honors as a junior
- Played in 10 games
- Helped block for 153.2 rushing yards per game

2011 (SOPHOMORE)

- Contributed to scout team and played in one game vs. Idaho

2010 (FRESHMAN)

- Contributed to the scout team after returning from LDS mission

2007 (FRESHMAN)

- Member of the scout team

BEFORE BYU

- A Dallas Morning News first-team All-State selection
- Provided run blocking for the state's top rushing team, averaging 276 yards per game
- Credited with 264 knockdowns
- A two-year starter for head coach Steve Lineweaver
- Helped lead the Trojans to an 11-1 record and a state championship game appearance
- A unanimous first-team District 7-5A offensive lineman
- Fort Worth Star-Telegram Super Teams first-team all-state selection
- Earned MaxPreps second-team All-America honors
- Received the Ray Verkerk Outstanding Offensive Lineman Award

PERSONAL

- Parents are Val and Lola Vaitai
- Served in the Nevada Las Vegas Mission and is an Eagle Scout
- Recruited by Baylor, Colorado State, Houston, Oklahoma State, Texas Tech, Texas A&M and TCU



KYLE VAN NOY

**SENIOR
LINEBACKER
6'3" • 245 LBS
RENO, NV
MCQUEEN HS**

3

2012 (JUNIOR)

- Earned letterman honors as a junior and started all 13 games
- Named All-America to AP Third Team, SI.com Honorable Mention, CBSSports.com Second Team, Phil Steele Third Team, College Sports Madness Third Team
- Led the team with 22 tackles for loss, 13 sacks, eight quarterback hurries and six forced fumbles
- 53 tackles, two INTs, one fumble recovery and two blocked kicks
- Recorded a stat in the following categories for the second year in a row: tackle, TFL, sack, interception, pass breakup, quarterback hurry, fumble recovery, forced fumble, blocked kick and touchdown
- CFP National Defensive Player of the Year
- Bronco Nagurski Trophy, Lombardi and Bednarik Award Watch Lists
- Had what many considered was the best defensive performance of the bowl season and was named to the CBSSports.com, SI.com, USA Today and ESPN all-bowl team
- Recorded 3.5 tackles for loss, 1.5 sacks, two touchdowns, one interception for a 17-yard TD return, one forced fumble, one fumble recovery and one blocked kick in BYU's Poinsettia bowl win vs. San Diego State

2011 (SOPHOMORE)

- Earned letterman honors and played in all 13 games, starting eight
- Recorded 68 tackles and led the team with 15.0 tackles for loss, 7.0 sacks, 10 quarterback hurries and tied for the team lead with three interceptions
- Only FBS Division I player to record every stat: tackle, tackle for loss, sack, interception, pass breakup, quarterback hurry, fumble recovery, forced fumble, blocked kick and touchdown
- Named to Phil Steele All-Independent First Team, Yahoo! Sports All-Independent Team and FBS All-Independent Team

2010 (FRESHMAN)

- Earned letterman honors as a freshman
- Played in every game while starting in two
- Recorded 35 tackles, including 24 solo
- Third on the team with 7.5 tackles-for-loss including 2.0 sacks
- Also had two forced fumbles, two quarterback hurries, two pass breakups and one fumble recovery

BEFORE BYU

- First-team all-state
- Playing linebacker and receiver, helped lead his team to a perfect 14-0 record and 4A state title in 2008
- Caught 35 passes for 731 yards and 18 touchdowns and rushed the ball 10 times for 121 yards
- Defensively, had 79 tackles (55 solos), 10 tackles for loss, six forced fumbles, four fumble recoveries, 14 sacks and one interception for a score
- As a junior had 69 tackles, 24 tackles for loss, seven sacks, seven fumbles caused and two interceptions while totaling 805 yards receiving and 13 touchdowns on offense
- Was an all-conference and all-area selection as a sophomore and was also an all-league performer in track (4x100, 4x200 and 4x400)

PERSONAL

- Son of Kelly and Layne
- Also lettered in basketball, baseball and track
- Recruited by UCLA, Arizona State, California, Colorado, Nevada, UNLV, Washington, Oregon State, Oregon, Nebraska, Arizona, San Diego State and LSU

CAREER STATS

DEFENSE

YEAR	GP	UA	A	TOT	TFL/YDS	SACK/YDS	INT	YDS	TD
2010	13	24	11	35	7.5/38	2.0/19	0	0	0
2011	13	50	18	68	15/93	7.0/54	3	79	0
2012	13	37	16	53	22/120	13.0/90	2	26	1
TOTAL	39	111	45	156	44.5/251	22.0/163	5	105	1

DEFENSE (continued)

YEAR	FF	FR	YDS	QBH	PBU	BLK
2010	2	1	44	2	2	0
2011	3	1	3	10	3	1
2012	6	1	0	8	5	2
TOTAL	11	3	47	20	10	3



MICHAEL WADSWORTH

SOPHOMORE
DEFENSIVE BACK
6'1" • 182 LBS
OREM, UT
HAWAII

30

2012 (REDSHIRT)

- Redshirt per NCAA transfer rules

BEFORE BYU

- Played at Hawaii in 2009 (Freshman)
- Appeared in all 13 games primarily on special teams
- Recorded seven solo and four assisted tackles
- Recovered one fumble at Washington State
- Career-high two tackles at Washington State and against Navy
- A 2009 graduate of Silverado High School in Las Vegas, Nev
- Lettered in football, basketball and track
- Played three years of football, seeing action at wide receiver, defensive back and kick returner
- As a junior was named first-team all-conference and all-region as a defensive back and first-team all-state as a kick returner
- Had eight kickoff or punt returns for touchdowns while leading school to a division title
- As a senior was named first-team all-region and all-conference and second-team all-state at defensive back
- On offense, totaled nearly 1,000 yards of offense and nine touchdowns
- Averaged 6.2 tackles per game on defense
- Named to the first-team all-state academic team in basketball
- Helped lead track team to a regional championship as a sophomore

PERSONAL

- Born in Anaheim, Calif
- Has four brothers and six sisters
- Parents are Patti and John Wadsworth



BRAD WILCOX

FRESHMAN
OFFENSIVE LINE
6'7" • 285 LBS
Edmond, OK
North HS

75

2012 (REDSHIRT)

- Member of the scout team

BEFORE BYU

- Played for the Edmond North Huskies
- An outstanding pass protector with a huge wingspan
- Athletic when pulling and trapping and quick off the ball
- Team captain
- Rated as No. 39 offensive tackle in the nation by ESPN.com
- Team offensive player of the year
- First-team all-district
- All-state honorable mention
- Also lettered in wrestling and lacrosse
- Also recruited by Oregon State, Iowa State, Oklahoma State, Texas Tech, Tulsa, Washington, New Mexico, Boise State and Kansas State
- Coached by Jeremy Dombek

PERSONAL

- Served LDS mission to San Bernadino, Calif.



JAMAAL WILLIAMS

SOPHOMORE
RUNNING BACK
6'0" • 190 LBS
FONTANA, CA
SUMMIT HS

21

2012 (FRESHMAN)

- Earned letterman honors as a freshman
- Played in every game and started eight
- Had 166 carries for 775 yards and 12 touchdowns (the most carries, yards and touchdowns by a BYU true freshman)
- Season-high 28 carries and four total touchdowns (three rushing, one receiving) at Georgia Tech
- Season-high 155 rushing yards against Hawaii
- Season-long 49 yard rush against Idaho
- Had 27 receptions for 315 yards and one touchdown
- Pulled down a season-high seven catches against Notre Dame
- Season-long 39 yard catch at Georgia Tech
- Had six games with over 100 all-purpose yards

BEFORE BYU

- Coached by Troy Barile
- Helped Summit High School to a CIF Division Championship
- League offensive MVP
- CIF offensive MVP
- All-CIF first team
- All-league first team
- Also lettered in track

PERSONAL

- Born in Rialto, California
- Mother was a sprinter at UCLA
- Also recruited by Boise State, Arizona State, Utah, Idaho, San Diego State, UCLA, Oregon and New Mexico State

CAREER STATS

RUSHING

YEAR	GP	ATT	YDS	Y/A	LONG	TD
2012	13	166	775	4.7	49	12
TOTAL	13	166	775	4.7	49	12

RECEIVING

YEAR	GP	REC	YDS	Y/R	LONG	TD
2012	13	27	315	11.7	39	1
TOTAL	13	27	315	11.7	39	1





RICHARD WILSON

SENIOR
TIGHT END
6'3" • 240 LBS
SPANISH FORK, UT
SPANISH FORK HS

18

2012 (JUNIOR)

- Earned letterman honors as a junior
- Played in 12 games
- Had seven catches for 102 yards
- Season-high 32 yard catch against Weber State

2011 (SOPHOMORE)

- Earned letterman honors as a sophomore
- Played in first seven games of the season before suffering a season-ending knee injury
- Started games against Utah State and Oregon State
- Had 11 catches for 130 yards and a touchdown
- Season-high 66 yards on three receptions and first-career touchdown against San Jose State

2010 (FRESHMAN)

- Earned letterman honors as a freshman
- Played in 12 games, starting in three
- Caught five receptions for 61 total yards on the season
- Had three catches for 45 yards in the season-opener vs. Washington
- Caught two passes for 16 yards vs. UTEP in the New Mexico Bowl

2009 (REDSHIRT)

- Contributed to the scout team at linebacker

BEFORE BYU

- First-team all-state tight end and Daily Herald Elite 11 selection in 2008
- Rated the No. 4 tight end prospect in the nation by ESPN.com
- Runs good routes, has good hands and can catch the ball away from his frame
- Had 43 catches for 845 yards and 11 touchdown receptions as a senior
- Ran for 98 yards and two touchdowns
- Recorded 30 tackles and three sacks
- Had 46 catches for 700 yards and nine touchdowns as a junior
- Named tight end MVP at BYU camp
- Rated the No. 5 overall prospect in Utah by Rivals.com
- Also lettered in basketball and track
- Coached by Matt Christensen

PERSONAL

- Parents are Mark and Maryann
- Eagle Scout
- Also recruited by LSU, Utah, Miami, Tennessee, Stanford and Boise State, among others

CAREER STATS

RECEIVING

YEAR	GP	REC	YDS	Y/R	LONG	TD
2010	12	5	61	12.2	25	0
2011	7	11	130	11.8	35	1
2012	12	7	102	14.6	32	0
TOTAL	31	23	293	12.7	35	1



MICHAEL YECK

JUNIOR
OFFENSIVE LINE
6'8" • 288 LBS
KELLER, TX
KELLER HS

77

2012 (SOPHOMORE)

- Earned letterman honors as a sophomore
- Played in every game

2011 (FRESHMAN)

- Played in four games in a backup role on the offensive line

2010 (REDSHIRT)

- Contributed to the scout team

BEFORE BYU

- Prepped at Keller HS
- All-district first team
- Team offensive MVP
- Played in the Texas HS Coaches Association all-star game

PERSONAL

- Parents are Bill and Barbara
- Born in Okinawa, Japan
- Served in the Alabama Birmingham Mission (2008-10) for the LDS Church
- Eagle Scout
- Majoring in English teaching with a minor in coaching
- Married to wife Kelsey
- Also recruited by Kansas State, Utah, Texas A&M and Oklahoma



BRONCO MENDENHALL

BRIGHAM YOUNG UNIVERSITY HEAD FOOTBALL COACH

MENDENHALL FILE:

Name: Bronco C. Mendenhall

Age: 47

Hometown: Alpine, Utah

Wife: Holly Johnston

Children: Cutter, Breaker, Raeder

Parents: Paul and Lenore Mendenhall
(Alpine, Utah)

Coaching Experience:

Brigham Young (2003-present)

Head Coach (2005-present)

- Elected to 2013 AFCA Board of Trustees, District 8 representative
- Yahoo! Sports All-Independent Coach of the Year (2011)
- AFCA Region 5 Coach of the Year (2006)
- MWC Coach of the Year (2006)
- Eddie Robinson National Coach of the Year Finalist (2006)

Defensive Coordinator (2003-2004, 2010-2012)

- BYU Cougar Club Assistant Coach of the Year Award (2003)

New Mexico (1998-2002)

Def. Coord.; Secondary (1998-02)

Assistant Head Coach (2002)

Louisiana Tech (1997)

Secondary

Oregon State (1995-96)

Defensive Line (1995)

Def. Coordinator; Secondary (1996)

Northern Arizona (1993-94)

Secondary (1993)

Co-Def. Coordinator; Secondary (1994)

Snow College (1991-92)

Defensive Coordinator; Secondary

Oregon State (1989-90)

Graduate Assistant; Defensive Line

Playing Experience:

Oregon State (1986-87)

Two-year starter; Played safety and linebacker; Team Captain ('87);

Leo Gribkoff Memorial Award ('87)

Snow College JC (1984-85) Gridwire All-American; Team Captain;

NJCAA National Champions (11-0)

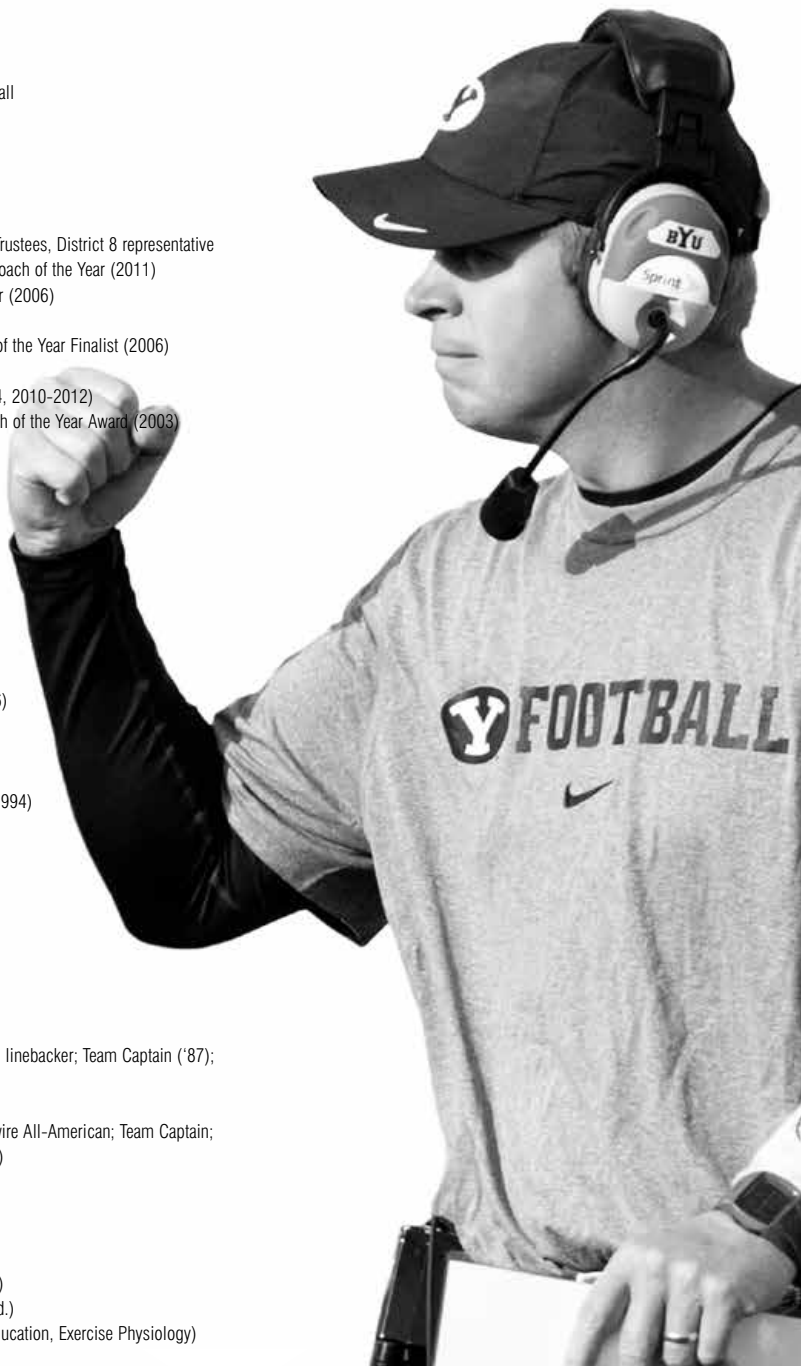
American Fork H.S. (1980-83)

Education:

American Fork High School (1984)

Oregon State (1988; B.S., Phys. Ed.)

Oregon State (1990; Masters of Education, Exercise Physiology)





In his eight seasons as the head coach at Brigham Young University, Bronco Mendenhall has restored tradition to the Cougars as one of the nation's top teams. Taking over a BYU program in 2005 that was coming off three losing seasons, Mendenhall has guided his teams to eight straight bowl invitations, two outright conference championships and regular national top-25 rankings. The Cougars finished the 2012 regular season 8-5, with a program-record fourth consecutive bowl victory, won four of their last five games and had the No. 3-ranked total defense in the nation.

Under his leadership, BYU has earned a 74-29 (.718) record to rank No. 12 in total wins among all teams in the nation since 2005. The Cougars have received eight straight bowl invitations for the first time since a string of 17 consecutive bowls invitations from 1978 through 1994. Mendenhall is the only coach in BYU football history that took his first eight teams to a bowl game and has the highest winning percentage of any coach in school history. He also has more wins in his first 100 contests at BYU than Hall of Fame coach LaVell Edwards.

Mendenhall also served as the team's defensive coordinator for the last two seasons and part of 2010. He will continue to be heavily involved with the defense and call defensive plays in 2013. In 2012, the Cougars put one of the greatest defenses in school history on the field, allowing just 266.1 yards and 14.0 points per game. Ranked No. 3 in total defense and No. 3 in scoring defense to finish the regular season, the Mendenhall-coached unit held its first six opponents under 300 total yards (part of a streak of 12-straight dating back to 2011) and kept opposing offenses without a touchdown six times during the year, including teams coached by the offensive minds of Mike Leach, Chris Petersen, Norm Chow and Paul Johnson. BYU has finished the last three seasons ranked in the top 25 in total defense and has given up less than 19 points per contest over that span.

Mendenhall has led BYU to bowl wins in six of the last seven seasons to become the first Cougar teams to ever win six bowls in a seven-year span and win four in a row. Nationally, no one has won more bowl games over the past eight years and BYU is one of only seven programs to win six bowl games in the last eight seasons. The Cougars have won 10 or more games in five of Mendenhall's eight seasons overall.

BYU's success under Mendenhall is also evident in the national rankings and NCAA statistics. BYU has finished ranked in the top 25 in the various national statistical categories 127 times in his eight years (58 defense, 47 offense, 20 special teams, 2 misc.). The Cougars have achieved 78 top-15 statistical rankings, 58 top-10 rankings and 27 top-5 rankings in that span. The Cougars have also been ranked in the top-25 polls during seven of the past eight seasons and finished ranked in five seasons, including No. 12 following the 2009 season -- the program's highest final ranking since finishing No. 5 in 1996.

Another hallmark of Mendenhall's program has been the emphasis on balance and priorities in the many other facets of life outside of football. Reflecting that emphasis, BYU consistently received the most academic all-conference honorees each season as a conference member. Six Cougar student-athletes have earned seven ESPN Academic All-America citations under Mendenhall. BYU has lead all FBS programs three of the last four years for the most selections to the NFF Hampshire Honor Society (3.2 GPA over college career).

In the first two seasons as an independent, Mendenhall has led the Cougars to an 18-8 record, including back-to-back bowl victories and two top-15 defenses.

Before going independent in 2011, BYU was consistently a top MWC contender under Mendenhall. BYU achieved a 39-9 (.813) conference record over the prior six years to help the Cougars complete their 12-year tenure in the





Bronco Mendenhall's .718 winning percentage ranks No. 12 among active FBS head coaches with at least five years FBS experience.

NAME, SCHOOL	FBS YEARS	FBS RECORD	WIN %
1. Chris Petersen, Boise State	7	84-8	.913
2. Urban Meyer, Ohio State	11	116-23	.835
3. Bob Stoops, Oklahoma	14	149-37	.801
4. Larry Coker, Texas-San Antonio	7	68-19	.782
5. Gary Patterson, TCU	13	116-36	.763
6. Mark Richt, Georgia	12	118-40	.747
7. Bobby Petrino, Western Kentucky	8	75-26	.743
8. Nick Saban, Alabama	17	159-55-1	.740
9. Bret Bielema, Arkansas	7	68-24	.739
10. Les Miles, LSU	22	113-42	.729
11. Steve Spurrier, South Carolina	23	208-77-2	.725
12. Bronco Mendenhall, BYU	8	74-29	.718
13. Brian Kelly, Notre Dame	9	81-33	.711
14. Bo Pelini, Nebraska	5	49-20	.710
15. Kevin Sumlin, Texas A&M	5	46-19	.708

MWC with 64 conference wins -- the most of any MWC school in the span. Mendenhall has also helped the Cougars to bowl wins over Oregon, UCLA, Oregon State, UTEP, Tulsa and San Diego State.

In the first year of independence, BYU posted yet another 10-win season, capped off by another comeback bowl victory over Tulsa in the Armed Forces Bowl. Riley Nelson took over the starting quarterback duties midway through the season and led BYU to a 6-1 record down the stretch. The Cougar defense also posted the No. 13 ranked defense.

In 2010, BYU's 52-24 New Mexico Bowl victory highlighted the progress and momentum the relatively young team gained over the course of the season as several freshmen played big roles in the season-ending victory. Among them, redshirt freshman wide

receiver Cody Hoffman caught three touchdowns on eight receptions for 137 yards in the bowl win.

While recording an 11-2 record and 7-1 league mark in 2009, Mendenhall's team went 3-1 against ranked opponents, including a 14-13 season-opening win over No. 3 Oklahoma and a 44-20 season-finale Maaco Bowl Las Vegas victory over No. 16 Oregon State. BYU finished No. 12 in the final 2009 polls to earn the distinction of being one of only six programs nationally to be ranked in both final polls for four straight seasons.

In 2008, BYU finished 10-3 overall and 6-2 in the MWC to achieve three straight 10-win seasons and become the first teams in Cougar history to go unbeaten at home over three consec-

utive seasons. Mendenhall coached the Cougars to back-to-back 11-2 seasons in 2006 and 2007, while claiming consecutive outright MWC titles with a combined record of 16-0 against league opponents.

Following the 2006 season, Mendenhall was named the American Football Coaches Association Region IV Coach of the Year. In addition, the Football Writers Association of America named Mendenhall one of nine finalists for the prestigious Eddie Robinson Coach of the Year Award. On November 17, 2007, Mendenhall led the Cougars to a 35-10 victory over Wyoming to record his 25th career win. With the victory, Mendenhall became the only coach in BYU football history to win 25 games in his first 35 attempts.

In his first year in 2005 after taking over a program coming off three losing seasons, Mendenhall led BYU to a 6-5 regular-season record and earned an invitation to the Maaco Bowl Las Vegas -- the team's first postseason bowl appearance in three seasons. The Cougars finished tied for second in the MWC with a 5-3 league ledger.

BYU recruits have earned Freshman All-America recognition in seven of eight seasons under Mendenhall as the Cougars continue to demonstrate through their recruiting efforts how they are strengthening the program with talented players and quality individuals.

Mendenhall began his coaching career as a graduate assistant in 1989 at his alma mater, Oregon State. After earning his master's degree in 1990, he moved to Snow College in Ephraim, Utah, where he served as the secondary coach and defensive coordinator from 1991-92 under current BYU assistant coach



Paul Tidwell. Following two seasons with the Badgers, Mendenhall became the secondary coach at Northern Arizona, where the Lumberjacks boasted the top-ranked defense in the Big Sky Conference. He was elevated to co-defensive coordinator for the 1994 season.

In 1995, Mendenhall returned to Oregon State to become the defensive line coach under then defensive coordinator Rocky Long. When Long left to become the defensive coordinator at UCLA, Mendenhall was promoted to defensive coordinator for the 1996 season. At just 29 years of age, Mendenhall was the youngest defensive coordinator in Pac-10 history.

In 1997, Mendenhall became the secondary coach at Louisiana Tech where he helped the Bulldogs to a remarkable 9-2 record as his defensive unit was credited with 17 interceptions, allowing just 15 touchdowns on the season.

In 1998, Mendenhall moved to Albuquerque, N.M., to become the defensive coordinator and secondary coach at the University of New Mexico. Over the next five seasons, the Lobos improved from just three wins in 1998 to seven wins and an invitation to the Las Vegas Bowl in 2002. In the Lobos' 27-13 loss against UCLA in the Las Vegas Bowl, the Mendenhall-led defense held the Bruins to a season-low 167 yards.

Under Mendenhall, the Lobos led the Mountain West Conference in rushing defense for three straight seasons. In 2001, New Mexico gave up just 87.4 yards per game over the season. In his final season in Albuquerque, Mendenhall led the Lobos to a top ranking against league opponents in total defense, allowing just 316.4 yards per game. The Lobos also led the MWC in sacks in the 2000 and 2002 season, totaling 46 and 38, respectively.

At New Mexico, Mendenhall played a valuable role in the development of the 1999 Mountain West Player of the

Year, Consensus All-American and first-round NFL Draft pick Brian Urlacher. The ninth overall selection in the 2000 NFL Draft, Urlacher was voted the NFL's Defensive Rookie of the Year and was a Pro Bowl selection. Urlacher was one of two rookies to play all 16 games, starting at middle linebacker the final 14 games to establish a team record for starts at the position by a rookie. He shattered Bears rookie records with 165 total tackles and eight sacks, making him the second Chicago first-year player to lead the team in tackles. Urlacher finished his collegiate career ranked third on New Mexico's all-time list with 442 tackles.

Hailing from Alpine, Utah, Mendenhall is married to Holly Johnston of Missoula, Mont. They have three sons, Cutter, Breaker and Raeder.



MENDENHALL'S COACHING LEDGER				
YEAR	SCHOOL	OVERALL	CONFERENCE	BOWL
2005	BYU	6-6	5-3/T2nd MWC	L, Las Vegas
2006	BYU	11-2	8-0/1st MWC	W, Las Vegas
2007	BYU	11-2	8-0/1st MWC	W, Las Vegas
2008	BYU	10-3	6-2/3rd MWC	L, Las Vegas
2009	BYU	11-2	7-1/2nd MWC	L, Las Vegas
2010	BYU	7-6	5-3/T-3rd MWC	W, New Mexico
2011	BYU	10-3	Independent	W, Armed Forces
2012	BYU	8-5	Independent	W, Poinsettia
8 years	BYU	74-29 (.718)		6-2 (.750)



DENNIS PITTA



VIC SO'OTO



BRYAN KEHL



NFL PLAYERS COACHED BY MENDENHALL AT BYU

Player	Final Season	Pos.	Draft/Free Agent	Original NFL Team
Ezekiel Ansah	2012	DL	1st Round (5th)	Detroit Lions
Romney Fuga	2012	DL	Free Agent	Denver Broncos
Uona Kaveinga	2012	LB	Free Agent	Denver Broncos
Brandon Ogletree	2012	LB	Free Agent	Miami Dolphins
Preston Hadley	2012	DB	Free Agent	Seattle Seahawks
Braden Brown	2012	OL	Free Agent	St. Louis Rams
Braden Hansen	2012	OL	Free Agent	Oakland Raiders
Matt Reynolds	2011	OL	Free Agent	Carolina Panthers
Hebron Fangupo	2011	DL	Free Agent	Houston Texans
Terence Brown	2011	OL	Free Agent	Miami Dolphins
McKay Jacobson	2011	WR	Free Agent	Philadelphia Eagles
Matt Putnam	2011	DL	Free Agent	Green Bay Packers
Vic So'oto	2010	LB	Free Agent	Green Bay Packers
Andrew Rich	2010	S	Free Agent	Arizona Cardinals
Jason Speredon	2010	OL	Free Agent	Arizona Cardinals
Dennis Pitta	2009	TE	4th Round	Baltimore Ravens
Harvey Unga	2009	RB	7th Round (Supp.)	Chicago Bears
Max Hall	2009	QB	Free Agent	Arizona Cardinals
Manase Tonga	2009	RB	Free Agent	Oakland Raiders
Andrew George	2009	TE	Free Agent	Carolina Panthers
Austin Collie	2008	WR	4th Round	Indianapolis Colts
Fui Vakapuna	2008	RB	7th Round	Cincinnati Bengals
Dallas Reynolds	2008	OL	Free Agent	Philadelphia Eagles
Travis Bright	2008	OL	Free Agent	Dallas Cowboys
Ray Feinga	2008	OL	Free Agent	St. Louis Rams
David Oswald	2008	OL	Free Agent	St. Louis Rams
David Nixon	2008	LB	Free Agent	Oakland Raiders
Bryan Kehl	2007	LB	4th Round	New York Giants
Kelly Poppinga	2007	LB	Free Agent	Miami Dolphins
Markell Staffieri	2007	LB	Free Agent	Philadelphia Eagles
John Beck	2006	QB	2nd Round	Miami Dolphins
Curtis Brown	2006	RB	Free Agent	Cleveland Browns
Dan Coats	2006	TE	Free Agent	Cincinnati Bengals
Zac Collie	2006	WR	Free Agent	Philadelphia Eagles
Jonny Hartline	2006	TE	Free Agent	Indianapolis Colts
Cameron Jensen	2006	LB	Free Agent	Seattle Seahawks
Eddie Keele	2006	OL	Free Agent	Oakland Raiders
Jake Kuresa	2006	OL	Free Agent	New Orleans Saints
Aaron Wagner	2006	LB	Free Agent	New York Jets
Todd Watkins	2005	WR	7th Round	Arizona Cardinals
Vince Feula	2005	DL	Free Agent	Washington Redskins
Manaia Brown	2005	DL	Free Agent	Washington Redskins
Fahu Tahi	2005	RB	Free Agent	Cincinnati Bengals
Lance Reynolds Jr.	2005	OL	Free Agent	Seattle Seahawks
Brady Poppinga	2004	LB	4th Round	Greenbay Packers
Shaun Nua	2004	DL	7th Round	Pittsburgh Steelers
Aaron Francisco	2004	DB	Free Agent	Arizona Cardinals
John Denney	2004	DL/DS	Free Agent	Miami Dolphins
Colby Bockwoldt	2003	LB	7th Round	New Orleans Saints
Ifo Pili	2003	DL	Free Agent	Houston Texans
Levi Madarieta	2003	LB	Free Agent	New York Giants
Jernaro Gifford	2003	DB	Free Agent	Seattle Seahawks

ADDITIONAL PLAYERS COACHED BY MENDENHALL AT OTHER SCHOOLS

New Mexico	Oregon State	Northern Arizona
Brian Johnson, DL	Armon Hatchler, DB	Todd McMillon, DB
Jeff Macrea, LB	Bryan Jones, LB	Rayne Stewart, DB
DJ Renteria, DL	Brian Rogers, LB	
Nick Speegle, LB	Marc Williams, DB	
Billy Strother, LB		
Brian Urlacher, LB		



ROBERT ANAE

Assistant Head Coach/ Offensive Coordinator/Offensive Line

Years at BYU: Entering 7th

Years Overall: Entering 25th

COACHING EXPERIENCE

BYU: 2013-present: Offensive coordinator, assistant head coach, offensive line coach; 2005-2010: offensive coordinator, inside receivers coach; 1990-91: graduate assistant, offense

Arizona (2011-12): 2012: Offensive line coach; 2011: run game coordinator, offensive line coach

Texas Tech (2000-04): Offensive line coach

UNLV (1996-97): 1998: run game coordinator/offensive line coach; 1997: offensive line coach

Boise State (1996): Offensive line coach

Ricks College (1992-95): Offensive line coach

Hawai'i (1986-87): Graduate assistant, offense

Bowl Games Coached: 18

Career Highlights:

- Helped Arizona to a No. 7 ranking in total off. in 2012
- Helped BYU finish ranked No. 12 overall in 2009, the Cougars' highest ranking since 1996
- Helped BYU achieve a 56-21 (.727) record from 2005-2010 with consistent top-25 offenses, including three years with a top-6 passing attack
- Helped BYU earn bowl invitations each season while winning two outright MWC championships
- A three-time Broyles Award nominee for Assistant Coach of the Year (nominated by Texas Tech, BYU and Arizona)

Education: BYU (1986, B.S.; 1990, M.S. sociology; 1999, Ph.D. sociology)

Hometown: Laie, Hawai'i

LDS Mission: Tulsa, Okla.

Family: Anae and his wife, Liane, have two sons and a daughter. His son Famika played on the offensive line at BYU before ending his career during the 2012 season due to injuries. Anae's father, Famika Sr., and brothers Brad and Matt, also played football for BYU.



NICK HOWELL

Defensive Coordinator/Secondary

Years at BYU: Entering 4th year

Years Overall: Entering 12th year

COACHING EXPERIENCE

BYU: 2013-present: Defensive coordinator and secondary coach; 2011-12: secondary and special teams; 2010: outside linebackers coach; 2008-09: defensive graduate assistant; 2007: defensive intern

Ben Lomond High (2004-06): Head coach

Weber High (2003): Defensive coordinator

Sky View High (2002): Defensive line coach

Bowl Games Coached: 4

Career Highlights:

- Helped BYU defense rank No. 3 in total defense (266.1 yards allowed) and pass defense rank No. 10 in passing yards allowed (179.2 ypg)
- Helped BYU pass defense rank No. 15 in pass efficiency defense, allowing a rating of 112.58 in 2011
- Led secondary unit as part of the No. 13 ranked overall defense in 2011
- Served as outside linebackers coach during Barry Lamb's health-related leave of absence after the 2009 season before being promoted to a full-time assistant in 2010
- Helped BYU rank No. 23 in the country in pass defense and No. 24 in total defense in 2010
- Helped coach defensive backs two years and linebackers one year as graduate assistant

Education: University of Phoenix (M.A. Education with teaching certification, 2007); Weber State University (B.S. History, 2005)

Hometown: Ogden, Utah

LDS Mission: Brazil

Family: Married to Brooke PoVey and they have four children: Dakota, Kayla, Autumn and Zion.



MARK ATUAIA

Running Backs

Years at BYU: Entering 1st year

Years Overall: Entering 1st year

COACHING EXPERIENCE

BYU: 2013-present BYU running backs coach

Of Note:

- Worked as assistant to the athletics director for student services at BYU (2012)
- Worked as assistant to the dean of student life at BYU (2011-12)

Playing Career:

- Played at BYU (1991, 1994-1996)
- BYU finished ranked No. 5 his senior year after a 14-1 season and Cotton Bowl victory
- Totaled 1,247 yards on 301 carries (4.1 yards per attempt)
- Scored 11 rushing touchdowns and four receiving touchdowns
- Had 68 catches for 668 yards (9.8 yards per catch)
- Added 113 yards as a member of the kick return team (1991, 1994)
- BYU achieved a 39-11-2 record during his playing career

Education: BYU-Hawai'i (2003, bachelor's)

BYU (1991, 1994-1996; 2011, master of public administration; 2011, doctor of jurisprudence)

Hometown: Laie, Hawai'i

LDS Mission: Tucson, Ariz.

Family: Married to Elizabeth Atuaia, lead singer for 1980's pop group The Jets, and has seven children. His brothers Alema (1993, 1995-96) and Donny (1995-99) also played football at BYU.



JASON BECK

Quarterbacks

Years at BYU: Entering 1st year

Years Overall: Entering 7th year

COACHING EXPERIENCE

BYU: 2013-present quarterbacks coach; 2007: offensive intern

Simon Fraser (2012): Offensive coordinator

Weber State (2009-11): Quarterbacks coach

LSU (2008): Offensive intern

Career Highlights:

- Turned an offense that ranked last in the Great Northwest Athletic Conference in total offense, passing offense and scoring offense in 2011 into the league's No. 1-rated attack in all three categories during the program's first year as a full NCAA Division II member in 2012
- The team nearly doubled its total touchdowns scored, going from 28 to 52, and more than tripled its passing TDs, jumping from nine to 28

Playing Career:

- Played quarterback at BYU 2004-06, College of the Canyons in 2003 and Ventura College 2002
- Backup to All-American quarterback John Beck
- Totaled 553 passing yards and 28 rushing yards, including 308 yards on 20-of-28 passing vs. Utah State
- Started in the 38-0 victory vs. Utah State his senior season

Education: BYU (bachelor's in communications, 2006) BYU (master's in communications, 2011)

Hometown: Oxnard, Calif.

LDS Mission: Denver, Colo.

Family: Married to former BYU soccer standout Jaime Rendich and has one daughter.



GUY HOLLIDAY

Receivers

Years at BYU: Entering 1st year

Years Overall: Entering 21st year

COACHING EXPERIENCE

BYU: 2013-present: Receivers coach

UTEP (2008-12): Wide receivers coach and recruiting coordinator

Cornell (2007): Wide receivers coach

Mississippi State (2003-06): Wide receivers coach

Western Michigan (2000-02): 2001-02: Wide receivers coach; 2000: Tight ends coach

Alabama State (1995, 1998-99): 1995, 98-99: Offensive coordinator, receivers coach; 1995: Quarterbacks coach

Tuskegee University (1992-94): Offensive coordinator and running backs coach

Clark-Atlanta University (1991): Running backs coach

Bowl Games Coached: 1

Career Highlights:

- Has helped 21 players advance to the NFL, including 20 at wide receiver
- Helped coach the Miner passing attack that was one of the most prolific in school history during that period, averaging just over 3,000 yards each year
- Coached All-SEC receiver Justin Jenkins, who recorded 62 catches for 882 yards and nine touchdowns as a senior in 2003
- At Western Michigan, the Broncos had three all-conference receivers and one all-conference tight end under his tutelage

Education: Cheyney University of Pennsylvania (bachelor's, 1987)

Hometown: Baltimore, Md.

Family: Has three children and his son Justin is a wide receiver at UTEP.



GARETT TUJAGUE

Offensive Line

Years at BYU: Entering 1st year

Years Overall: Entering 21st year

COACHING EXPERIENCE

BYU: 2013-present: Offensive line coach

College of the Canyons (1998-2012): 2007-12: Head coach; 1998-06: assistant head coach, offensive line coach

University of Redlands (1996-97)

Chabot College (1993-95)

Bowl Games Coached: 12

Career Highlights:

- Received five bowl invitations during his time as head coach
- Coached three conference players of the year, an all-state player of the year, eight all-state athletes and five JC All-Americans
- Named Southern California Football Association National Conference Coach of the Year in 2008
- Named Western State Conference Co-Coach of the Year in 2007
- Won two Southern California Intercollegiate Athletic Conference Championships at Redlands

Playing Career:

- Played left guard at BYU (1989-91) and also played at Chabot College (1987-88)
- Part of BYU's No. 2-ranked offense in 1990
- Started in 1991, helping BYU offense to a No. 5 national ranking
- Helped Cougars win three conference championships
- Earned JC All-America honors as offensive lineman at Chabot College

Education: BYU (1992, bachelor's in recreational management); University of Redlands (1997, master's in educational counseling)

Hometown: Pleasanton, Calif.

Family: He and his wife Cami are the parents of three children.



KELLY POPPINGA

Spec. Tms Coord/Outside Linebackers

Years at BYU: Entering 3rd year

Years Overall: Entering 5th year

COACHING EXPERIENCE

BYU: 2013-present: Special teams coordinator and outside linebackers coach; 2011-12: outside linebackers coach; 2010: defensive graduate assistant and interim outside linebacker coach; 2009: defensive intern

Bowl Games Coached: 3

Career Highlights:

- Coached No. 5 NFL Draft pick Ziggy Ansah (Detroit Lions)
- Helped BYU rank No. 3 in total defense (266.1 ypg allowed) and in top 10 of six defensive categories in 2012
- Helped BYU to rank No. 13 in overall defense, No. 19 in rushing defense and No. 22 in scoring defense in 2011
- Moved from graduate assistant to interim outside linebackers coach during 2010 season
- Helped BYU rank No. 24 in total defense in 2010
- Helped coach the Cougars to win in the 2010 New Mexico Bowl, the 2011 Armed Forces Bowl and the 2012 Poinsettia Bowl

Playing Career:

- All-MWC and Academic All-MWC as a linebacker at BYU from 2006-07
- Led the Cougars with 113 tackles his senior year
- Helped BYU win back-to-back conference championships in 2006 and 2007
- Played in the NFL in 2008, seeing time on three teams before going to the Super Bowl XLIII with the Arizona Cardinals

Education: BYU (M.A. Exercise Science, 2010); BYU (B.A. Exercise Science, 2007)

Hometown: Evanston, Wyo.

LDS Mission: Ecuador

Family: Married to Rebekah Meier and they have two daughters, Elsie and Leah with another baby due in July



PAUL TIDWELL

Inside Linebackers

Years at BYU: Entering 14th year

Years Overall: Entering 36th year

COACHING EXPERIENCE

BYU: 2011-present: Inside linebackers coach; 2005-10: inside linebackers/recruiting coordinator; 2004: special teams coordinator; 2002-03: running backs/special teams coordinator; 2000-01: running backs/recruiting coordinator

Louisiana Tech (1998-2000): 1999-2000: Tight ends and special teams coach; 1998: defensive backs coach

Eastern Arizona Junior College (1995-97): Head coach

Snow College (1984-94): 1988-94: Head coach; 1984-87: defensive coordinator

North Sanpete High (1979-83): Head coach

Richfield High (1978): Head coach

Bowl Games Coached: 11

Career Highlights:

- Coached BYU defense ranked No. 3 in total defense (266.1 yards allowed) in 2012
- Helped BYU defense rank No. 13 in total defense in 2011 and No. 24 in 2010
- As recruiting coach, helped bring in the No. 22-ranked recruiting class in the nation in 2009
- Guided Eastern Arizona to its first winning season in 26 years just two years after taking over the program
- While he was defensive coordinator at Snow, the team won the NJCAA National Championship in 1985 with an 11-0 record

Playing Career:

- Was a fullback for Utah State from 1973-76.

Education: Southern Utah (B.A. Business Education, 1979)

Hometown: Logan, Utah

Family: Married to Colleen Palmer; they have two daughters (Sunnie and McKenna) and five sons (Colten, Cy, Dane, Kyle and Tyler) in addition to ten grandchildren



STEVE KAUFUSI

Defensive Line

Years at BYU: Entering 12th year

Years Overall: Entering 19th year

COACHING EXPERIENCE

BYU: 2002-present: Defensive line coach

Utah (1994-01): 1997-01: Defensive ends coach; 1995-96: defensive line coach; 1994: graduate assistant

Bowl Games Coached: 11

Career Highlights:

- Coached defensive line on No. 3 ranked BYU defense (266.1 yards per game) in 2012, along with No. 2 rushing defense (86.92 ypg)
- Helped BYU rank No. 13 in total defense and hold eight opponents under 100 rushing yards in 2011
- In 2010 helped BYU to rank No. 24 in total defense
- Coached defensive line has kept BYU's defense ranked in the top 25 the last three seasons
- Coached No. 5 overall NFL Draft pick Ziggy Ansah (Detroit Lions), three-time All-MWC honoree and Super Bowl winner Brady Poppinga (2001-04), all-time MWC sack leader Jan Jorgensen (2006-09) and All-MWC first teamer Vic So'oto (2005-10)
- Also coached All-American Luther Elliss

Playing Career:

- Drafted in the 12th round by the Philadelphia Eagles in 1988
- Played for the London Monarchs of the World League of American Football (1992)
- All-WAC honorable mention as a defensive lineman at BYU in 1987
- All-conference junior college player at Dixie College in 1984

Education: BYU (B.S. Recreation Management & Administration, 1994)

Hometown: Salt Lake City, Utah

LDS Mission: Nuku'alofa, Tonga

Family: Married to Michelle Garrick and they have five children. Daughter, Alexis played for BYU women's basketball and son, Bronson plays defense end on the football team and forward with the men's basketball team.



JAY OMER

Head Strength & Conditioning

BYU's head strength and conditioning coach, Jay Omer, is entering his 14th season at BYU and his 30th overall. Omer came to BYU after spending eight seasons at Georgia Tech as the Director of Player Development, responsible for overseeing the strength and conditioning program for Tech's 16-sport athletics program.

Omer is responsible for implementing and directing team weight training and conditioning programs for each of the University's 21 intercollegiate sports. In 1997, Omer was honored by the National Strength and Conditioning Association as the Strength and Conditioning Professional of the Year for the Atlantic Coast Conference. Omer joined the Yellow Jacket staff in January of 1993 after three years as the strength and conditioning coach at Washington State in Pullman, Wash. He previously served as Director of Strength and Conditioning at East Carolina University from 1987-90. Omer also worked as an assistant strength coach at Tulane University from 1985-87 and as a graduate assistant at Auburn University from 1984-85. From 1976-84, Omer was the head football coach and athletic director for the Duchesne School District in Roosevelt, Utah for Union High School. Omer is a graduate of Orem High School. In 1969, Omer was an all-conference offensive lineman for Snow College. He later graduated from Southern Utah in 1972 and in 1985, he earned a master's degree in education with an emphasis in exercise physiology and strength training from Auburn University. He is married to the former Vicki Reynolds and has two daughters, Nissa and Keely, and two sons, Joe and Travis.



2013 BYU FOOTBALL STAFF



DUANE BUSBY

Director of Football
Operations



PATRICK HICKMAN

Football High School
Relations Coordinator



GEOFF MARTZEN

Football Player Personnel/
On-Campus Recruiting
Coordinator



ANDREW GEORGE

Graduate Assistant, Offense



MATT EDWARDS

Graduate Assistant, Offense



JASON WALKER

Graduate Assistant, Defense



JASON KAUFUSI

Graduate Assistant, Defense



MICK HILL

Football Equipment Manager



JEFF HURST

Head Football Trainer



TREVOR WILSON

Director of Student Athlete
Academic Center



LANE OLSON

Football Video Coordinator



ADAM SANFT

Compliance Coordinator



CLAY AUCOIN

Football Operations
Assistant



CORT TREJO

Football Operations
Assistant



CAREY HOKI

Assistant to the
Head Coach



TOM HOLMOE

Director of Athletics

Tom Holmoe was named Director of Athletics at Brigham Young University on March 1, 2005. He oversees a nationally recognized program with 21 intercollegiate sports, involving more than 600 student-athletes and a 150-person staff.

Since Holmoe's appointment, BYU has captured 76 conference regular-season or post-season championships, and more than 180 student-athletes have earned All-America status. Under his tutelage, both the football and men's basketball teams have enjoyed tremendous success. BYU has won at least 10 football games in five of the past seven seasons and has received a bowl invitation eight years running; while the men's basketball program put together a string of six consecutive 25-win seasons and has made the postseason every season, including a NCAA Sweet-16 run in 2011.

A former Cougar defensive back from 1978-82, Holmoe returned to BYU in July 2001 as Associate Athletics Director for Development. As part of his responsibilities, he supervised the Cougar Club, served as the department's liaison with the LDS Foundation, served on the BYU Alumni Association Board of Directors and worked on the capital campaign to raise funds for the university's new athletic facilities. Holmoe currently serves on the BCS Athletics Directors Advisory Committee.

A native of La Crescenta, Calif., Holmoe came to BYU on a football scholarship in 1978. He earned first-team All-WAC honors as a senior in 1982 and was selected in the fourth round of the 1983 NFL Draft by the San Francisco 49ers. Over a seven-year NFL career, he played on three Super Bowl championship teams with the 49ers in 1984, 1988 and 1989.

After retiring from professional football, Holmoe returned to BYU to serve as a graduate assistant under LaVell Edwards from 1990-91 and later accepted an offer from Bill Walsh to become the Stanford secondary coach in 1992, where he remained for two seasons. In 1994, he returned to the 49ers as defensive backfield coach for two seasons, where he earned a fourth Super Bowl ring. Two years later Holmoe joined the University of California staff as defensive coordinator and later became the head coach from 1997-2001.

Holmoe graduated from BYU with a degree in Zoology in 1983 and received a master's degree from BYU in Athletic Administration in 1995. He and his wife, Lori, have four children and one grandchild.



BRIAN SANTIAGO

Sr. Associate AD/Operations



JANIE PENFIELD

Associate AD/SWA



DALLAN MOODY

Associate AD/Finance



CHAD LEWIS

Associate AD/Development



DUFF TITTLE

Associate AD/Communications



BRIGHAM YOUNG UNIVERSITY

THE BYU HISTORY

The 1875 establishment of the Brigham Young Academy offered an academically stimulating and gospel-oriented education to 29 students. The one-acre school grounds presided over by Karl G. Maeser have since developed into 560 acres and about 300 buildings. The foundation of the University thrives with the fourfold focus of being 1) spiritually strengthening, 2) intellectually enlarging, 3) character building, leading to 4) lifelong learning and service.

Brigham Young University provides an outstanding education in an atmosphere consistent with the standards and principles of its sponsor, The Church of Jesus Christ of Latter-day Saints.



BYU has a full-time enrollment of 33,336. Students come to BYU from all 50 states and more than 120 countries.

BYU MISSION STATEMENT

The mission of Brigham Young University--founded, supported and guided by The Church of Jesus Christ of Latter-day Saints--is to assist individuals in their quest for perfection and eternal life. That assistance should provide a period of intensive learning in a stimulating setting where a commitment to excellence is expected and the full realization of human potential is pursued.

All instruction, programs and services at BYU, including a wide variety of extracurricular experiences, should make their own contribution toward the balanced development of the total person. Such a broadly prepared individual will not only be capable of meeting personal challenges and change but will also bring strength to others in the tasks of home and family life, social relationships, civic duty and service to mankind.

BYU's faculty, staff, students and administrators should be anxious to make their service and scholarship available to The Church of Jesus Christ of Latter-day Saints in furthering its work worldwide. In an era of limited enrollments, BYU can continue to expand its influence both by encouraging programs that are central to the Church's purposes and by making its resources available to the Church when called upon to do so.

We believe the earnest pursuit of this institutional mission can have a strong effect on the course of higher education and will greatly enlarge Brigham Young University's influence in a world we wish to improve.



CECIL O. SAMUELSON
University President



KEVIN J. WORTHEN
Advancement Vice President



A TOP-OF-THE-CHARTS EDUCATION

No. 1	Accounting program	<i>Wall Street Journal</i>
No. 1	Least expensive private schools (MBA program)	<i>U.S. News 2012</i>
No. 2	Accounting program	<i>Businessweek</i>
No. 2	Best value law school	<i>National Jurist</i>
No. 2	Yield: accepted students who enroll	<i>U.S. News 2012</i>
No. 3	Graduate entrepreneurship	<i>Entrepreneur</i>
No. 3	Master's of Accountancy program	<i>Public Accounting Report</i>
No. 5	PR program: top 5 in the country	<i>PR Week Magazine</i>
No. 5	Graduates with the least debt	<i>U.S. News 2012</i>
No. 6	Undergraduate entrepreneurship	<i>Entrepreneur</i>
No. 10	Grads who go on to earn doctorates	<i>NORC/NSF</i>
No. 11	Top graduates, rated by recruiters	<i>Wall Street Journal</i>
No. 15	Great schools, great prices	<i>U.S. News 2012</i>
No. 15	Study abroad programs	<i>Department of State</i>
No. 25	Best law library	<i>National Jurist</i>
No. 30	Best business schools	<i>U.S. News 2013</i>
No. 31	Undergraduate business program	<i>U.S. News 2012</i>
No. 32	Law school, as ranked by recruiters	<i>U.S. News 2012</i>
No. 34	MBA program	<i>U.S. News 2012</i>
No. 39	Law school	<i>U.S. News 2012</i>
No. 68	Best national university	<i>U.S. News 2012</i>




DISTINGUISHED FACULTY

Faculty members hold advanced degrees from universities around the world. Their achievements are compelling and wide-ranging as they pursue consequential research work that is making a real difference. Alleviating hunger worldwide through more efficient agriculture, finding low-pollution energy alternatives and making significant contributions to the strengthening of families are among their many pursuits. Faculty members are regularly called upon to head national and international professional organizations and to consult with corporate and governmental entities. Above all, these high-principled men and women share an unmatched devotion to bringing the best possible education to their students.

PREPARATION FOR THE FUTURE

A strong curriculum delivered by outstanding faculty is key to the academic excellence of BYU graduates. From business management to nursing, from the humanities to engineering, the University's 11 colleges -- supported by comprehensive offerings from religious education -- continue to be internationally recognized for the quality of their education and the professional preparation they provide. In addition to the challenging course work and hands-on research, numerous programs offer academic and service outreach opportunities. Study abroad centers, distance-learning courses and worldwide performing arts tours are a few of the offerings that enrich BYU's academic experience.

BYU is in Provo, Utah, a city of approximately 115,000 located 45 miles south of Salt Lake City and 4,560 feet above sea level at the western base of the Wasatch Mountains. Provo sits in the Utah Valley, which offers a beautiful setting with 23-mile-long Utah Lake on the west and 11,750-foot Mount Timpanogos on the east. The university's approximately 560-acre main campus includes about 300 buildings. Of its buildings, 80 are for academic programs, 64 for administrative and auxiliary services and 150 for student housing.





COUGARS ON MISSIONS

One of the first questions Bronco Mendenhall was asked after becoming the head coach at BYU was what he thought about the missionary program and if he felt it helped or hurt the BYU football program.

"Serving missions is what makes this team, this university and the Church unique," Mendenhall said. "These unique characteristics are based upon sound principles and values. Why would we not embrace them?"

Since Mendenhall has taken over the program, nearly 300 of BYU's players have served or are currently serving missions.

Brigham Young University is owned and operated by The Church of Jesus Christ of Latter-day Saints. The missionary emphasis of the Church is perhaps one of its most recognized characteristics. Since the organization of the Church in 1830, over one million missionaries have served.

The Church operates 340 missions around the world in 145 nations, speaking 164 languages. A mission covers a geographic area and has a central headquarters. Each is presided over by a mission president, who is called from the ranks of the Church membership to serve for a period of three years. The mission president directs the work of the missionaries assigned to his mission.

Nearly 60,000 missionaries representing The Church of Jesus Christ of Latter-day Saints are currently serving proselytizing missions. Most of the Church's proselytizing missionaries are young men and women between the ages of 18 and 26. Senior couples also have opportunities to serve missions.

Missionaries work long hours—seven days a week for two years (18 months for women) and other extended periods of time for couples—teaching the gospel of Jesus Christ and participating in community service.

In addition, almost 23,000 individuals (including couples) are given special service assignments and considered Church-service missionaries. Health specialists and doctors go to developing countries where the Church's health services program teaches preventive care. Craftsmen, artisans and construction supervisors train members in local building projects. Agricultural experts train people to produce food more effectively and economically. Other mission assignments include education, family history research and leadership training.



TRUE SERVICE: Before starting his college football career, highly-recruited tight end Devin Mahina (center above) took two years away from the game to serve an LDS Church mission to Madagascar.

Of the BYU football student-athletes slated to participate in 2013, 74 have served full-time, two-year missions in over 30 different countries around the world, including Australia, Brazil, Madagascar, Chile, England, Germany, Honduras, Japan, Philippines, India, Russia, Samoa, South Korea and Sweden—just to name a few. Another 51 are currently serving as missionaries.

The missionaries pay their own way, occasionally with assistance from friends and family who donate money to the Church to pay for their personal expenses. When his or her assignment is completed, the missionary returns home to pursue vocational, academic or other personal goals. Aside from their brief orientation at a missionary training center, missionaries receive little formal training for their ministry. Missionary preparation comes primarily from personal study and, in many cases, from examples taught in the home from childhood.

The Church of Jesus Christ of Latter-day Saints was officially organized on April 6, 1830 with six members. Today, congregations of the Church are found in more than 160 nations and territories. With nearly 14.8 million members, it is one of the fastest growing religions in the world and one of the largest Christian churches in the United States.

The Church of Jesus Christ of Latter-day Saints is Christian, but is neither Catholic nor Protestant. Rather, it is a restoration of the original church established by Jesus Christ. For more information on the beliefs of the Church of Jesus Christ of Latter-day Saints, visit www.lds.org.



With the donations and support of nearly 5,000 members nationwide, the Cougar Club has helped BYU build one of America's strongest collegiate athletic programs. Through its fund-raising and promotional mission, the Cougar Club is ensuring the future success of BYU athletics.

Loyal Cougar Club members across America are building the foundation for BYU's future athletic victories. The changing nature of collegiate athletics means that to compete at the highest levels, BYU must raise more money every year. The costs associated with being one of the nation's top programs continue to rise dramatically. With that challenge in mind, the support of the Cougar Club and its members becomes an even more important key to the future growth of BYU athletics.

"The BYU donors and fans make all the difference," says Cougar Club Executive Director Michael Middleton. "For our teams to continue to achieve national prominence, the Cougar Club needs to continue to grow."

FUNDING

Cougar Club donations are used for many vital projects, including:

- Funding the entire athletic program's recruiting expenses, helping BYU coaches to attract some of the world's premier athletes to Provo, Utah.
- Building new facilities including the Indoor Practice Facility, Student Athlete Building and Miller Baseball/Softball complex.
- Supporting the Student Athlete Academic Center, which includes sponsoring academic tutoring for student ath-

letes, providing laptop computers for the athletes to use when traveling and sustaining an endowment that provides spring/summer and post-eligibility scholarships that assist current and former athletes to finish their degrees.

MEMBER BENEFITS

There is a Cougar Club membership level for every fan who wants to help BYU continue to build a strong athletic tradition. Individuals and businesses annually make tax-deductible Cougar Club contributions of between \$50 and \$1,000 based on their financial ability to give and the athletic benefits they want to receive. To acknowledge the generosity of Club members, the athletic department makes a number of benefits available to Club members, including priority seating, parking passes and Club events. However, the greatest benefit of membership is knowing that the Cougar Club is helping BYU athletics continue to be one of the nation's top collegiate athletic programs.

COUGAR CLUB BENEFITS

- Seating priority for home and away sporting events, bowl games and postseason tournaments
- Tax deduction
- Parking passes
- Cougar Club Newsletter and athletic publications
- Monthly luncheons with BYU coaches and athletes
- Invitation to annual Y-Awards Banquet
- Privileges for Club events and Club travel
- Annual "Meet the Team" football reception
- Discounts on exclusive BYU merchandise and commemorative memorabilia



STUDENT ATHLETE BUILDING



EQUIPMENT AND LOCKER ROOMS

The 75-yard-long locker room is patterned after the NFL's Philadelphia Eagles. There is also a special locker room for former BYU players who want to train in Provo during the offseason.

TRAINING FACILITIES

Sponsored by Dynatronics, this area features a rehabilitation room and a hydro area with a cold pool, a hot tub with power jets, a treadmill pool with two cameras and a doctor's office. Trainers provide electrical stimulation and ultra sound treatments as well as bikes, treadmills and Cybex machines.

STRENGTH AND CONDITIONING CENTER

Most of the Strength and Conditioning Center's equipment was custom built by Free Motion and is sponsored by Icon Heath and Fitness. Among the features are 12 full power racks with platforms, seven half racks, three jerk racks, Sorinex hurricane racks, reverse hypers, Agaton Fitness Systems, an outdoor mondo plyometric warmup area, two super leg drive sleds, two different dumbbell areas and a medicine ball wall. The first floor also has a nutrition area sponsored by Pharmanex. The second floor is the speed development area and has Tomahawk spinning bikes and TVs, five Nordic Track incline trainers, three Versaclimbers, two Scifit upper body bikes, Woodway force treadmills, H/P Cosmos treadmills with Pneu Weight devices, vibratory boards, a step mill, a turfed agility drill area with resistance and a testing area.

STUDENT ATHLETE ACADEMIC CENTER

Tutors and mentors work through these offices. Athletes have access to 42 computer stations, an interactive classroom, 10 small study areas and one large quiet room. Also on staff are a sports psychologist and a nutritionist.

LEGENDS GRILLE

Fans, coaches and athletes can view 11 plasma TV screens, a ticker tape with world wide sports scores or view specialty events on a projection screen while catching a bite to eat.

INDOOR PRACTICE FACILITY

The IPF is 422 is 106,000 square feet and among its features are two artificial turf fields (55 yards & 65 yards), retractable goalposts on each end, a sideline staging facility for offensive linemen and four batting cages. The indoor surface is field turf and the building features four video platforms located 40 feet above the playing surface. The IPF serves as an indoor practice arena for the football, soccer, golf, baseball and softball teams and a variety of other sports programs, including extramurals and intramurals.

LAVELL EDWARDS STADIUM

PICTURE PERFECT

With its 63,470-seat capacity, new video walls and immaculate press boxes, LaVell Edwards Stadium is home to legendary BYU football. Since its expansion in 1982, the stadium has consistently ranked among the nation's top 30 in attendance every year. Some of the stadium's well-known features include a box-bowl seating configuration, a grass playing surface and a four-level press box.

THE FIELD

The field is covered with a sand-based natural turf capable of draining eight inches of rain per hour. The well-kept grass field is consistently deemed one of the best in the country.

EXPANSION/SEATING CAPACITY

As a result of increased seating demands, BYU made yet another renovation in 1982, adding stands to the north and south end zones, lowering the field eight feet and removing the track surrounding the field (which hosted the 1967 and 1975 NCAA Track and Field Championships). The stadium expansion increased the seating capacity to over 65,000. The crowd of 64,253 that gathered for BYU's first game in the expanded stadium on September 25, 1982 was reportedly "the largest gathering ever in Utah history" at the time. In 2003 BYU added a luxury "Club Seating" area to the east stands taking the capacity of Edwards Stadium down to 64,045. In 2010 and 2011 BYU created additional wheelchair access inside the stadium, which reduced the capacity by 575 seats to 63,470.

"YOU GUYS WILL AGREE THAT [LAVELL EDWARDS] STADIUM IS ONE OF THE PRETTIEST SETTINGS OF COLLEGE FOOTBALL. THIS STADIUM IS JUST UNBELIEVABLE."

— KIRK HERBSTREIT
ESPN COLLEGE FOOTBALL ANALYST



**BEST ATTENDANCE
IN THE WEST (2012)**

School	Attendance
1. USC (9)	87,945
2. UCLA (22)	68,481
3. BYU (26)	61,161
4. Washington (27)	58,617
4. Oregon (28)	57,490

**BEST ATTENDANCE
NON-BCS PROGRAMS (2012)**

School	Attendance
1. BYU	61,161
2. East Carolina	47,013
3. Boise State	35,404
4. UCF	34,608
5. Navy	32,363

**TOP 10 STADIUM CROWDS
(AFTER 2003 STADIUM MODIFICATIONS)**

Date	Opponent	Attendance
Sept. 4, 2004	Notre Dame	65,251
Nov. 24, 2007	Utah	64,749
Oct. 24, 2009	TCU	64,641
Sept. 1, 2007	Arizona	64,525
Oct. 20, 2007	Eastern Washington	64,522
Sept. 22, 2007	Air Force	64,502
Nov. 22, 2003	Utah	64,486
Nov. 3, 2007	Colorado State	64,441
Nov. 19, 2005	Utah	64,312
Nov. 28, 2009	Utah	64,301

**TOP 5 STADIUM CROWDS
(BEFORE 2003 STADIUM MODIFICATIONS)**

Date	Opponent	Attendance
Oct. 16, 1993	Notre Dame	66,247
Sept. 8, 1990	Miami	66,235
Nov. 17, 2001	Utah	66,149
Nov. 18, 1989	Utah	66,110
Nov. 11, 1989	Air Force	66,089



YEARLY ATTENDANCE (1987-2012)

Year	Gm	Home	Avg.	Total
2012	6	366,965	61,161	643,887
2011	7	421,858	60,265	670,655
2010	6	368,283	61,380	642,535
2009	6	385,416	64,236	626,495
2008	6	384,613	64,102	657,439
2007	6	386,980	64,497	645,653
2006	6	363,146	60,524	595,587
2005	6	349,222	58,204	590,549
2004	6	350,849	58,475	529,022
2003	6	369,003	61,500	643,737
2002	6	373,055	62,176	587,062
2001	6	362,699	60,450	596,980
2000	6	363,711	60,619	639,249
1999	6	391,111	65,185	545,105
1998	6	376,210	62,702	697,281
1997	6	389,362	64,894	548,246
1996	7	440,576	62,939	701,529
1995	6	371,780	61,963	555,256
1994	6	364,913	60,819	619,046
1993	6	392,676	65,446	566,617
1992	6	390,476	65,079	638,626
1991	6	394,978	65,830	689,029
1990	6	396,011	66,002	610,054
1989	6	392,252	65,375	567,994
1988	6	386,774	64,462	621,337
1987	6	391,335	65,223	603,745

LAVELL EDWARDS STADIUM
HOME RECORD (1964-2012)

1964	3-2	1989	5-1
1965	3-1	1990	6-0
1966	4-2	1991	6-0
1967	5-0	1992	4-2
1968	0-5	1993	3-3
1969	4-1	1994	4-2
1970	3-2	1995	4-2
1971	1-3	1996	7-0
1972	3-2	1997	4-2
1973	3-3	1998	6-0
1974	4-1	1999	4-2
1975	3-2	2000	4-2
1976	5-1	2001	6-0
1977	5-0	2002	4-2
1978	4-1	2003	1-5
1979	5-0	2004	3-3
1980	6-0	2005	3-3
1981	4-1	2006	6-0
1982	4-1	2007	6-0
1983	5-0	2008	6-0
1984	6-0	2009	4-2
1985	5-1	2010	5-1
1986	4-2	2011	6-1
1987	4-2	2012	5-1
1988	6-0	Total	216-66



Aug. 31 • Charlottesville, VA • Scott Stadium (61,500) • ESPNU • 3:30 p.m. ET



WR	6	Darius Jennings	5-11	170	Jr.	DE	90	Jake Snyder	6-4	270	Sr.
	2	Dominique Terrell	5-11	170	Jr.		32	Michael Moore	6-4	265	So.
WR	20	Tim Smith	6-0	190	Sr.	DT	64	David Dean	6-1	280	So.
	19	E.J. Scott	5-11	185	Jr.		68	Andre Miles-			
LT	78	Morgan Moses	6-6	325	Sr.			Redmond	6-4	260	Fr.
	76	Michael Mooney	6-6	270	Fr.	DT	99	Brent Urban	6-7	280	Sr.
LG	70	Luke Bowanko	6-6	295	Sr.		54	Justin Renfroq	6-6	310	Sr.
	63	Ryan Doull	6-5	310	Fr.	DE	7	Eli Herold	6-4	225	So.
C	67	Jackson Matteo	6-5	260	Fr.		43	Trent Corney	6-3	235	So.
	65	Ross Burbank	6-4	285	So.	SLB	42	Demeitree Brim	6-3	225	So.
RG	79	Sean Cascarano	6-6	280	Sr.		59	Mike Hall	6-2	235	Fr.
	74	Conner Davis	6-5	300	Jr.	MLB	44	Henry Coley	6-2	235	Jr.
RT	77	Jay Whitmire	6-6	295	So.		34	Kwontie Moore	6-2	250	So.
	61	Cody Wallace	6-4	295	Jr.	WLB	13	Dequan Romero	6-1	230	Jr.
TE	83	Jake McGee	6-5	235	Jr.		29	D.J. Hill	6-0	220	Jr.
or	49	Zach Swanson	6-6	255	Jr.	CB	1	Demetrious Nicholson	5-11	170	Jr.
QB	5	David Warford	6-1	200	So.		28	Wilfred Wahee	5-11	180	Fr.
or	11	Greyson Lambert	6-5	215	Fr.	SS	8	Anthony Harris	6-1	185	Jr.
or	14	Phillip Sims	6-2	215	Jr.		38	Kelvin Rainey	6-1	190	Fr.
TB	25	Kevin Parks	5-8	200	Jr.	FS	21	Brandon Phelps	6-0	175	Jr.
	23	Khalek Shephard	5-8	185	Jr.		27	Rijo Walker	5-10	190	Sr.
FB	45	Vincent Croce	6-4	275	So.	CB	22	DreQuan Hoskey	6-0	175	Jr.
	37	Billy Skrobacz	5-9	220	Sr.		26	Maurice Canady	6-2	180	So.

TEXAS

Sept. 7 • Provo, Utah • LaVell Edwards Stadium (63,470) • ESPN2 • 5 p.m. MT



HEAD COACH

Mack Brown

Florida State (1974)

Record at Texas:

150-43

Div I-A head coaching
record: 230-112-1

Playing experience: Running back,
Vanderbilt (1969-70), Florida State
(1972-73)



TEXAS QUICK FACTS

Location Austin, Texas
Stadium Darrell K Royall-Texas
Memorial Stadium
Capacity 100,119
Surface Field Turf
Colors Burnt Orange and White
Nicknames Longhorns
Founded 1883
Conference Big 12
President William Powers, Jr.
Enrollment 52,213
Athletic Director DeLoss Dodds

2013 SCHEDULE

Aug. 31 New Mexico State
Sept. 7 at BYU
Sept. 14 Ole Miss
Sept. 21 Kansas State
Oct. 3 at Iowa State
Oct. 12 vs. Oklahoma
Oct. 26 at TCU
Nov. 2 Kansas
Nov. 9 at West Virginia
Nov. 16 Oklahoma State
Nov. 28 Texas Tech
Dec. 7 at Baylor

SERIES INFORMATION

Record vs. Texas: 2-1

In Austin: 1-1

Neutral Sites: 0-0

In Provo: 1-0

Last Meeting: Sept. 10, 2011

Result: BYU lost, 17-16

SPORTS INFORMATION

Media Relations: John Bianco
Office Phone: (512) 471-6036
SID Fax: (512) 471-6040
Press Box: (512) 471-5757
E-mail: john.bianco@athletics.utexas.edu
Website: www.texasports.com

TEAM INFORMATION

2012 Record 9-4
Big 12 Rec. (Finish) 5-4 (3rd)
Final Ranking 19/18
Last Bowl 2012 Holiday Bowl,
def. No. 15 Oregon State 31-27
Starters returning ... 19 (10 off/9 def)
Starters lost 3 (1 off/2 def)
Offensive system Spread
Defensive system 4-3

RETURNING STATISTICAL LEADERS

Passing QB David Ash
214-318-8, 2,699 yds, 19 TD
Rushing RB Johnathan Gray
149 att, 701 yds, 3 TD
Receiving WR Jaxon Shipley
59 rec, 737 yds, 6 TD
Defense LB Steve Edmond
103 tackles, 6 TFL, 1.0 sack, 1 int,

PROJECTED DEPTH CHART

WR 8	Jaxon Shipley	6-1	192	Jr.	DE 44	Jackson Jeffcoat	6-5	245	Sr.
27	Daje Johnson	5-10	184	So.	92	Reggie Wilson	6-3	259	Sr.
WR 2	Kendall Sanders	6-0	183	So.	DT 90	Malcolm Brown	6-4	315	So.
16	Bryant Johnson	6-2	199	Jr.	96	Chris Whaley	6-3	292	Sr.
WR 1	Mike Davis	6-2	193	Sr.	DT 85	Ashton Dorsey	6-2	295	Sr.
80	Marcus Johnson	6-1	189	So.	99	Desmond Jackson	6-1	300	Jr.
LT 51	Donald Hawkins	6-5	310	Sr.	DE 88	Cedric Reed	6-6	250	Jr.
68	Kennedy Estelle	6-7	300	So.	1	Shiro Davis	6-3	236	So.
LG 75	Trey Hopkins	6-4	300	Sr.	SLB 19	Peter Jinkins	6-1	213	So.
66	Sedrick Flowers	6-3	313	So.	24	Tim Cole	6-2	225	Fr.
C 55	Dominic Espinosa	6-4	300	Jr.	MLB 33	Steve Edmond	6-2	255	Jr.
73	Garrett Porter	6-6	315	Sr.	or 55	Dalton Santos	6-3	250	So.
RG 72	Mason Walters	6-6	320	Sr.	WLB 3	Jordan Hicks	6-2	235	Jr.
62	Curtis Riser	6-4	305	Fr.	11	Tevin Jackson	6-2	233	Jr.
RT 78	Josh Cochran	6-6	299	Jr.	CB 6	Quandre Diggs	5-10	200	Jr.
76	Garrett Greenlea	6-7	305	So.	29	Sheroid Evans	6-0	185	Jr.
TE 81	Greg Daniels	6-5	258	Jr.	FS 2	Mykele Thompson	6-2	183	Jr.
or 85	MJ McFarland	6-6	245	So.	25	Josh Turner	6-0	177	Jr.
QB 14	David Ash	6-2	200	Jr.	SS 17	Adrian Phillips	5-11	201	Sr.
6	Case McCoy	6-5	215	Sr.	18	Kevin Vaccaro	5-10	180	So.
TB 32	Johnathan Gray	5-11	207	So.	CB 23	Carrington Byndom	6-0	180	Sr.
or 28	Malcolm Brown	6-0	223	Jr.	31	Leroy Scott	5-10	193	Jr.
FB 36	Alex De La Torre	6-1	230	So.					
13	Chet Moss	6-2	255	Jr.					



UTAH

Sep. 21 • Provo, Utah • LaVell Edwards Stadium (63,470) • TV/TIME TBA



HEAD COACH

Kyle Whittingham

BYU (1984)

Record at Utah: 71-32

Div I-A head coaching

record: 16-21

Playing experience:

Linebacker, BYU (1978-81)

Denver Broncos (1982), USFL (83-

84), Los Angeles Rams (1987)



UTAH QUICK FACTS

Location Salt Lake City
Stadium Rice-Eccles Stadium
Capacity 45,017
Surface FieldTurf
Colors Red and White
Nicknames Utes
Founded 1850
Conference Pac-12
President Dr. David Pershing
Enrollment 32,388
Athletic Director Dr. Chris Hill

2013 SCHEDULE

Aug. 29 Utah State
Sept. 7 Weber State
Sept. 14 Oregon State
Sept. 21 at BYU
Oct. 3 UCLA
Oct. 12 Stanford
Oct. 19 at Arizona
Oct. 26 at USC
Nov. 9 Arizona State
Nov. 16 at Oregon
Nov. 23 at Washington State
Nov. 30 Colorado

SERIES INFORMATION

Record vs. Utah: 31-53-4

In Salt Lake City: 16-35-3

Neutral Sites: 0-0

In Provo: 15-18-1

Last Meeting: Sept. 15, 2012

Result: Utah won, 24-21

SPORTS INFORMATION

Media Relations: Liz Abel

Office Phone: (801) 581-3511

Cell Phone: (801) 209-6346

SID Fax: (801) 581-4358

Press Box: (801) 47383

E-mail: label@huntsman.edu.edu

Website: www.utahutes.cstv.com

TEAM INFORMATION

2012 Record 5-7
Pac-12 Rec. (Finish) 3-6 (5th South)
Final Ranking N/A
Last Bowl 2011 Sun Bowl,
def. Georgia Tech 30-27 (OT)
Starters returning 13 (6 off/6 def/
1 special teams)
Starters lost 13 (5 off/6 def/
2 special teams)
Offensive system Spread
Defensive system 4-3

RETURNING STATISTICAL LEADERS

Passing QB Travis Wilson
128-204-6, 1,311, 7 TD
Rushing RB Kelvin York
60 att, 273 yds, 3 TD
Receiving WR Dres Anderson
36 rec, 365 yds, 3 TD
Defense DE Trevor Reilly
69 tackles, 6.5 TFL, 4.5 sacks, 3 FF

PROJECTED DEPTH CHART

WR 6	Dres Anderson	6-1	187 Jr.	DE 8	Nate Orchard	6-3	245 Jr.
88	Brian Allen	6-3	208 Fr.	or 53	Jason Whittingham	6-2	234 So.
WR 87	Quinton Pedroza	6-2	216 Jr.	DT 91	Tenny Palepoi	6-2	300 Sr.
8	Anthony Denham	6-4	222 Sr.	98	Viliseni Fauonuku	5-11	285 So.
WR 2	Kenneth Scott	6-3	211 Jr.	DT 58	LT Tuipulotu	6-1	305 Sr.
83	Sean Fitzgerald	6-3	200 Sr.	or	Sese lanu	6-2	305 Jr.
LT 73	Jeremiah Poutasi	6-5	345 So	DE 9	Trevor Reilly	6-5	245 Sr.
69	Carlos Lozano	6-6	380 Jr.	or 53	Jason Whittingham	6-2	234 So.
LG 76	Jeremiah Tofaeono	6-2	320 Sr.	SLB 4	Brian Blechen	6-2	212 Sr.
79	Percy Taumoealau	6-4	310 Sr.	35	Reshawn Hooker	6-0	220 So.
C 64	Vyncent Jones	6-3	305 Sr.	MLB 7	V.J. Fehoko	5-11	225 Jr.
55	Hiva Lutui	6-2	300 Fr.	or 42	LT Filiaga	6-0	250 So.
RG 74	Junior Salt	6-2	325 Jr.	RLB 41	Jared Norris	6-1	230 So.
67	Derek Tuimauga	6-4	320 So.	or 42	LT Filiaga	6-0	250 So.
RT 60	Siaosi Aiono	6-2	305 So.	CB 1	Keith McGill	6-3	205 Sr.
72	Andrew Albers	6-7	310 Jr.	29	Reginald Porter	5-11	190 Fr.
TE 82	Jake Murphy	6-4	252 Jr.	SS 27	Tyron Morris-Edwards	6-1	200 Jr.
80	Westlee Tonga	6-4	252 Sr.	3	Charles Henderson	5-9	185 So.
QB 6	Travis Wilson	6-6	240 So.	FS 18	Eric Rowe	6-1	205 Jr.
12	Adam Schulz	6-1	205 So.	or	Tevin Carter	6-1	213 Jr.
TB 13	Kelvin York	5-11	220 Sr.	CB 12	Justin Thomas	5-9	173 Fr.
34	James Poole	6-0	196 So.	11	Davion Orphe	6-0	187 Jr.

MIDDLE TENNESSEE

Sept. 27 • Provo, Utah • LaVell Edwards Stadium (63,470) • TV/TIME TBA



HEAD COACH

Rick Stockstill

Florida State (1982)

Record at Middle

Tennessee: 43-44

Div I-A head coaching
record: 43-44

Playing experience: Quarterback,
Florida State (1977-82)



MIDDLE TENNESSEE QUICK FACTS

Location Murfreesboro, Tenn.
Stadium Johnny "Red" Floyd
Stadium
Capacity 30,788
Surface Synthetic Turf
Colors Royal Blue and White
Nicknames Blue Raiders
Founded 1911
Conference Conference USA
President Dr. Sidney McPhee
Enrollment 25,394
Athletic Director Chris Massaro

2013 SCHEDULE

Aug. 29 Western Carolina
Sept. 7 at North Carolina
Sept. 14 Memphis
Sept. 21 at Florida Atlantic
Sept. 27 at BYU
Oct. 5 East Carolina
Oct. 12 at North Texas
Oct. 24 Marshall
Nov. 2 at UAB
Nov. 9 Florida International
Nov. 23 at Southern Miss
Nov. 30 UTEP

SERIES INFORMATION

Record vs. MTSU: 1st meeting
In Murfreesboro: 0-0
Neutral Sites: 0-0
In Provo: 0-0
Last Meeting: N/A
Result: N/A

SPORTS INFORMATION

Media Relations: Mark Owens
Office Phone: (615) 898-2450
Cell Phone: (615) 631-9520
SID Fax: (615) 898-5626
Press Box: (615) 898-2312
E-mail: owens@goblueraiders.com
Website: www.goblueraiders.com

TEAM INFORMATION

2012 Record 8-4
Sun Belt Rec.(Finish) 6-2 (T-2nd)
Final Ranking N/A
Last Bowl 2011 GODADDY.com
Bowl, lost to Miami (OH), 35-21
Starters returning 17 (9 off/8 def)
Starters lost 5 (2 off/3 def)
Offensive system Multiple
Defensive system 4-3 Multiple

RETURNING STATISTICAL LEADERS

Passing QB Logan Kilgore
212-335-6, 2,571 yds, 16 TD
Rushing RB Jordan Parker
166 att, 851 yds, 3 TD
Receiving WR Kyle Griswold
45 rec, 531 yds, 3 TD
Defense LB Roderic Blunt
75 tackles, 2.5 TFL, 1 int, 1 FR

PROJECTED DEPTH CHART

WR 81 Christian Collis 6-0 208 So.	DE 55 Shubert Bastien 6-5 243 Jr.
80 Chris Perkins 6-3 210 Jr.	30 Stephen Roberts 6-3 236 Sr.
WR 9 Kyle Griswold 5-10 197 Sr.	DT 92 Patrick McNeil 6-1 309 Jr.
13 Demetrius Frazier 5-10 199 Fr.	43 Raynard Felton 6-4 273 Fr.
WR 3 Tavarres Jefferson 5-9 206 Sr.	DT 90 Jimmy Staten 6-4 301 Jr.
84 Terry Pettis 6-5 221 Fr.	51 Shaquille Huff 6-1 294 Fr.
WR 19 Marcus Henry 6-0 182 Jr.	DE 97 Jiajuan Fennell 6-3 260 Jr.
86 Devin Clarke 5-11 160 Jr.	59 Chris Hale 6-4 250 Fr.
LT 75 Dariyus Johnson 6-3 293 So.	SLB 52 Ykeem Wells 6-0 236 So.
79 Alex Jaurequi 6-7 319 Fr.	40 Leighton Gague 6-2 207 Jr.
LG 77 Josh Walker 6-5 323 Jr.	MLB 33 Roderic Blunt 6-0 223 Sr.
58 Jesse Grisham 6-3 287 Jr.	28 Christian Henry 6-0 224 Jr.
C 60 Nick Nunez 6-4 292 Jr.	WLB 33 T.T. Barber 6-1 215 So.
62 Patrick Hughes 6-4 292 Jr.	32 Justin Jones 5-11 227 Sr.
RG 61 Jadareius Hamlin 6-2 284 Sr.	CB 18 Kenneth Gilstrap 5-9 183 Sr.
78 Adam Stickel 6-5 291 Fr.	4 Herbert King 5-10 175 Sr.
RT 73 Isaiah Anderson 6-4 268 Jr.	FS 22 David Jones 5-11 200 Sr.
70 Roberto Loya 6-5 289 So.	34 Anfonnee Stewart 6-1 211 Fr.
TE 83 Jacob Corbaley 6-3 250 Sr.	SS 20 Kevin Byard 5-11 216 Fr.
57 Judd Hunt 6-4 282 Jr.	23 Chris Brown 6-1 179 Fr.
QB 10 Logan Kilgore 6-3 201 Sr.	CB 8 Sammy Seamster 6-1 199 Jr.
15 Shaun White 5-11 210 So.	24 Jared Singletary 5-8 167 So.
RB 26 Jordan Parker 6-1 220 So.	
25 Reggie Whatley 5-7 167 Jr.	



UTAH STATE

Oct. 4 • Logan, Utah • Romney Stadium (25,513) • CBS Sports Network • 6 p.m. MT



HEAD COACH

Matt Wells

Utah State (1996)

Record at Utah State:

First season

Div I-A head coaching
record: 0-0

Playing experience: Quarterback,
Utah State (1993-96)



UTAH STATE QUICK FACTS

Location Logan, Utah
Stadium Romney Stadium
Capacity 25,513
Surface AstroTurf
Colors Navy Blue, White, Pewter
Grey
Nicknames Aggies
Founded 1888
Conference Mountain West
President Stan Albrecht
Enrollment 28,994
Athletic Director Scott Barnes

2013 SCHEDULE

Aug. 29 at Utah
Sept. 7 at Air Force
Sept. 14 Weber State
Sept. 21 at USC
Sept. 27 at San Jose State
Oct. 4 BYU
Oct. 12 Boise State
Oct. 19 at New Mexico
Nov. 2 Hawaii
Nov. 9 at UNLV
Nov. 23 Colorado State
Nov. 30 Wyoming

SERIES INFORMATION

Record vs. Utah State: 45-34-3
In Logan: 15-18-2
Neutral Sites: 3-0
In Provo: 27-16-1
Last Meeting: Oct. 5, 2012
Result: BYU won, 6-3

SPORTS INFORMATION

Media Relations: Doug Hoffman
Office Phone: (435) 797-3714
Cell Phone: (435) 881-8011
SID Fax: (435) 797-2066
Press Box: (435) 797-1686
E-mail: doug.hoffman@usu.edu
Website: www.utahstateaggies.com

TEAM INFORMATION

2012 Record 11-2
WAC Rec. (Finish) 6-0 (1st)
Final Ranking 16/22
Last Bowl 2012 Potato Bowl
def. Toledo, 41-15
Starters returning 18 (8 off/7 def/
3 special teams)
Starters lost 9 (4 off/4 def/
1 special teams)
Offensive system Multiple
Defensive system Multiple

RETURNING STATISTICAL LEADERS

Passing QB Chuckie Keeton
275-407-9, 3,373 yds, 27 TD
Rushing QB Chuckie Keeton
129 att, 619 yds, 8 TD
Receiving WR Travis Reynolds
25, 273 yds, 1 TD
Defense LB Jake Doughty
109 tackles, 3.5 TFL, 1 sack, 1 int

ASSISTANT COACHES

Mark Weber ...Assistant Head Coach/
Offensive Line
Todd Orlando ..Defensive Coordinator/
Safeties
Kevin McGiven Offensive Coordinator/
Quarterbacks
Dave Ungerer Special Teams
Coordinator/Running Backs
Luke Wells ..Co-Offensive Coordinator/
Tight Ends/Recruiting Coordinator
Jovon Bouknight Wide Receivers
Kevin Clune Linebackers
Frank Maile Defensive Line
Kendrick Shaver Cornerbacks
David Fiebia Offensive GA
Cole Popovich Offensive GA
Rob Takeno Defensive GA
Dave Scholz Strength/Cond.

PROJECTED DEPTH CHART

WR 7	Travis Van Leeuwen	6-3	195	Sr.	DE 99	B.J. Larsen	6-5	271	Sr.
11	Alex Wheat	6-4	214	Jr.	97	Jordan Nielsen	6-5	260	So.
WR 18	Bruce Natson	5-7	151	So.	DT 56	A.J. Pataiali'i	6-3	307	Sr.
82	Jordan Jenkins	5-10	199	Jr.	96	Elvis Kamana-Matagi	6-2	298	Jr.
WR 8	Travis Reynolds	5-11	180	Sr.	DE 40	Connor Williams	6-3	278	Sr.
85	Brandon Swindall	6-4	194	So.	48	Paul Piukala	6-5	275	Sr.
LT 74	Kevin Whimpey	6-5	300	Jr.	OLB 52	Kyler Fackrell	6-5	245	So.
79	Logan Molohifo'u	6-6	310	So.	47	Travis Parrish	6-3	225	Fr.
LG 54	Jaime Markosian	6-2	302	Sr.	MLB 51	Jake Doughty	6-0	230	Sr.
75	Taani Fisilau	6-2	296	So.	16	Tavaris McMillian	6-2	235	Jr.
C 58	Tyler Larsen	6-4	312	Sr.	MLB 53	Zach Vigil	6-2	231	Jr.
60	Joe Summers	6-2	307	Jr.	41	Nick Vigil	6-2	230	Fr.
RG 73	Kyle Whimpey	6-6	307	Jr.	OLB 12	Terrell Thompson	6-1	220	Sr.
77	Sini Tauauve'a	6-2	331	Sr.	23	Michael Okonwo	6-1	219	So.
RT 66	Eric Schultz	6-4	308	Sr.	CB 17	Devonta Glover-Wright	6-0	179	Sr.
78	Jorden Mattinson	6-4	290	So.	6	Rashard Stewart	5-11	185	Jr.
TE 91	D.J. Tialavea	6-4	266	Sr.	SS 21	Brian Suite	6-3	205	Jr.
22	Keegan Andersen	6-2	231	Jr.	2	Cameron Sanders	5-11	190	Sr.
QB 16	Chuckie Keeton	6-2	200	Jr.	FS 5	Maurice Alexander	6-2	212	Sr.
12	Craig Harrison	6-2	208	Jr.	46	Frankie Sutera	6-1	201	Jr.
RB 32	Joe Hill	5-11	185	Jr.	CB 1	Nevin Lawson	5-10	181	Sr.
10	Kelvin Lee	5-10	183	So.	15	Marquan Ellison	5-11	175	Fr.

GEORGIA TECH

Oct. 12 • Provo, Utah • LaVell Edwards Stadium (63,470) • TV/TIME TBA



HEAD COACH

Paul Johnson

Western Carolina
(1979)

Record at Georgia

Tech: 40-26

Div I-A head coaching
record: 85-55



GEORGIA TECH QUICK FACTS

Location Atlanta, Georgia
Stadium Bobby Dodd Stadium
Capacity 55,000
Surface Natural Grass
Colors Old Gold and White
Nicknames Yellow Jackets,
Rambling Wreck
Founded 1885
Conference Atlantic Coast
President Dr. G.P. "Bud" Peterson
Enrollment 21,000
Athletic Director Mike Bobinski

2013 SCHEDULE

Aug. 31 Elon
Sept. 14 at Duke
Sept. 21 North Carolina
Sept. 26 Virginia Tech
Oct. 5 at Miami
Oct. 12 at BYU
Oct. 19 Syracuse
Oct. 26 at Virginia
Nov. 2 Pittsburgh
Nov. 14 at Clemson
Nov. 23 Alabama A&M
Nov. 30 Georgia

SERIES INFORMATION

Record vs. Georgia Tech: 2-1
In Atlanta: 1-1
Neutral Sites: 0-0
In Provo: 1-0
Last Meeting: Oct. 27, 2012
Result: BYU won, 41-17

SPORTS INFORMATION

Media Relations: Dean Buchan
Office Phone: (404) 894-6283
Cell Phone: (404) 295-8703
SID Fax: (404) 894-1248
Press Box: (404) 894-1204
E-mail: dbuchan@athletics.gatech.edu
Website: www.ramblinwreck.com

TEAM INFORMATION

2012 Record 7-7
ACC Rec. (Finish) 5-3 (T-1st Coastal)
Final Ranking N/A
Last Bowl 2012 Sun Bowl,
def. USC 21-7
Starters returning 15 (7 off/8 def)
Starters lost 7 (4 off/3 def)
Offensive system Spread Option
Defensive system Multiple

RETURNING STATISTICAL LEADERS

Passing QB Vad Lee
27-56-3, 596 yds, 4 TD
Rushing RB Zach Laskey
54 att, 429 yds, 4 TD
Receiving WR Robert Godhigh
15 rec, 227 yds, 4 TD
Defense LB Isaiah Johnson
87 tackles, 4.5 TFL, 1 sack, 1 int

ASSISTANT COACHES

Andy McCollum Linebackers/
Recruiting Coordinator
Lamar Owens A-Backs
Mike Pelton Defensive Line
Al "Buzz" Preston Wide Receivers
Ted Roof Defensive Coordinator
Mike Sewak Offensive Line
Joe Speed Defensive Backs
Dave Walkosky Special Teams
Coordinator
Ben Anderson Defensive GA
Maurice Duncan Defensive GA
Preston Pehrson Offensive GA
Jason Snider Director of Operations
Jay Shoop Director of Sports
Medicine
John Sisk Director of Player
Development

PROJECTED DEPTH CHART

WR 16	Corey Dennis	6-2	203	Jr.	DE 45	Jeremiah Attaochu	6-3	240	Sr.
26	Travin Henry	6-3	210	Fr.	47	Tyler Stargel	6-3	236	Fr.
WR 88	Darren Waller	6-5	228	Jr.	DT 99	Euclid Cummings	6-4	275	Sr.
84	Micheal Summers	6-1	190	Fr.	91	Patrick Gamble	6-5	262	Fr.
LT 64	Ray Beno	6-2	292	Sr.	DT 96	Adam Gotsis	6-5	300	So.
79	Chase Roberts	6-3	274	Fr.	98	Jimmie Kitchen	6-3	270	So.
LG 52	Will Jackson	6-3	290	Sr.	DE 93	Emmanuel Dieke	6-6	270	Sr.
78	Trey Braun	6-5	292	So.	or 95	Chris Crenshaw	6-3	256	Sr.
C 50	Jay Finch	6-3	285	Sr.	OLB 54	Quayshawn Nealy	6-1	232	Jr.
57	Catlin Alford	6-3	291	Jr.	33	Beau Hankins	6-1	228	Fr.
RG 70	Shaquille Mason	6-1	305	Jr.	MLB 32	Jabari Hunt-Days	6-3	252	So.
75	Errin Joe	6-3	305	So.	or 30	Daniel Drummond	6-3	245	Sr.
RT 72	Morgan Bailey	6-4	295	Jr.	OLB 11	Brandon Watts	6-2	238	Sr.
53	Bryan Chamberlain	6-4	295	So.	46	Tremayne McNair	6-2	230	Jr.
QB 2	Vad Lee	6-1	213	So.	CB 14	Jemea Thomas	5-10	195	Sr.
5	Justin Thomas	5-11	169	Fr.	23	Domonique Noble	6-2	200	So.
BB 20	David Sims	6-0	222	Sr.	S 1	Isaiah Johnson	6-2	208	Sr.
37	Zach Laskey	6-1	208	Jr.	4	Jamal Golden	6-0	188	Jr.
AB 25	Robert Godhigh	5-7	188	Sr.	S 18	Chris Milton	5-11	183	So.
31	Deon Hill	6-0	207	Jr.	12	Demond Smith	6-0	185	So.
AB 7	B.J. Bostic	5-11	170	Jr.	CB 8	Louis Young	6-1	196	Sr.
19	Synjyn Days	6-2	215	Jr.	28	D.J. White	5-11	184	So.



HOUSTON

Oct. 19 • Houston, Texas • Reliant Stadium (71,500) • TV/TIME TBA



HEAD COACH

Tony Levine

Minnesota (1996)

Record at Houston:

6-7

Div I-A head coaching

record: 6-7

Playing experience: Wide Receiver,

Minnesota (1991-95)



HOUSTON QUICK FACTS

Location Houston, Texas
 Stadium (2013).....Reliant Stadium
 Capacity.....71,500
 Surface..... Synthetic Turf
 Colors.....Scarlet and White
 Nicknames..... Cougars
 Founded1927
 Conference.....American Athletic
 Chancellor.....Dr. Renu Khator
 Enrollment39,820
 Athletic DirectorMack Rhoades

2013 SCHEDULE

Aug. 30 Southern
 Sept. 7 at Temple
 Sept. 21 Rice
 Sept. 28 at Texas-San Antonio
 Oct. 12 Memphis
 Oct. 19 BYU
 Oct. 26 at Rutgers
 Oct. 31 USF
 Nov. 9 at UCF
 Nov. 16 at Louisville
 Nov. 23 Cincinnati
 Nov. 30 SMU

SERIES INFORMATION

Record vs. Houston: 1st meeting
 In Houston: 0-0
 Neutral Sites: 0-0
 In Provo: 0-0
 Last Meeting: N/A
 Result: N/A

SPORTS INFORMATION

Media Relations: David Bassity
 Office Phone: (713) 743-9409
 Cell Phone: (405) 274-1455
 SID Fax: (713) 743-9411
 Press Box: (713) 743-0560
 E-mail: dbassity@central.uh.edu
 Website: www.uhcougars.com

TEAM INFORMATION

2012 Record..... 5-7
 C-USA Rec. (Finish) . 4-4 (3rd, West)
 Final Ranking N/A
 Last Bowl..... 2012 Ticket City,
 def. Penn State, 30-14
 Players w/st. exp ret.30 (17 off/12
 def/1 special teams)
 Players w/st. exp lost..... 17 (4 off/11
 def/2 special teams)
 Offensive systemSpread
 Defensive system Multiple

RETURNING STATISTICAL LEADERS

Passing..... QB David Piland
 256-448-12, 2,924 yds, 16 TD
 Rushing..... RB Kenneth Farrow
 86 att, 466 yds, 2 TD
 Receiving..... WR Dewayne Peace
 54 rec, 603 yds, 2 TD
 Defense..... DB Trevon Stewart
 126 tackles, 3.5 TFL, 1 sack, 1 int

PROJECTED DEPTH CHART

WR 3	Deontay Greenberry	6-3	193	So.	DE 94	Cameron Malveaux	6-5	221	Fr.
17	D'Juan Hines	6-2	203	Fr.	97	Eric Braswell	6-5	268	Jr.
WR 81	Larry McDuffey	5-10	163	So.	DT 92	Joey Mbu	6-2	310	Jr.
14	Aaron Johnson	6-0	190	Jr.	96	Jeremiah Farley	6-0	263	Jr.
WR 27	Daniel Spencer	5-11	189	Jr.	DT 95	Tomme Mark	6-3	265	So.
86	Casey Martin	5-9	167	So.	53	B.J. Singleton	6-3	277	Fr.
WR 9	Dewayne Peace	5-11	186	Sr.	DE 21	Eric Eiland	6-2	220	So.
88	Xavier Maxwell	6-1	177	Sr.	46	Trevor Harris	6-5	230	Jr.
LT 74	Rowdy Harper	6-6	299	Jr.	SLB 41	Steve Taylor	6-0	212	Fr.
60	Alex Cooper	6-4	280	So.	43	Austin Wilson	6-0	222	Jr.
LG 64	Ty Cloud	6-4	335	Sr.	MLB 49	Derrick Mathews	6-0	207	Jr.
79	DeAnthony Sims	6-3	322	Sr.	45	Elandon Roberts	6-1	225	So.
C 58	Bryce Redman	6-1	285	Jr.	WLB 4	Trevon Randle	6-2	222	So.
66	Austin Lunsford	6-1	285	Jr.	38	George Bamfo	5-11	211	Fr.
RG 63	Kevin Forsch	6-3	308	Sr.	CB 10	Zach McMillian	5-10	172	Sr.
72	Emeka Okafor	6-5	330	Jr.	5	Turon Walker	5-11	185	Jr.
RT 69	Ralph Oragwu	6-3	318	Sr.	SS 16	Adrian McDonald	5-10	176	So.
71	Zach Johnson	6-6	305	So.	14	Jarrett Irving	5-10	185	Fr.
QB 8	David Piland	6-3	192	Jr.	FS 23	Trevon Stewart	5-9	183	So.
16	Bram Kohlhausen	6-1	200	So.	39	Steven Aikens	6-2	200	Fr.
RB 35	Kenneth Farrow	5-11	206	So.	CB 3	Thomas Bates	5-10	177	Sr.
22	Ryan Jackson	5-10	175	So.	26	Brandon Wilson	5-10	180	Fr.

BOISE STATE

Oct. 25 • Provo, Utah • LaVell Edwards Stadium (63,470) • ESPN • 6 p.m. MT



HEAD COACH

Chris Petersen

UC Davis (1988)

Record at Boise State:
84-8

Div I-A head coaching
record: 84-8

Playing experience: Quarterback, UC
Davis (1985-86)



BOISE STATE QUICK FACTS

Location Boise, Idaho
Stadium Bronco Stadium
Capacity 37,000
Surface Blue Astro Play
Colors Blue and Orange
Nicknames Broncos
Founded 1932
Conference Mountain West
President Dr. Robert Kustra
Enrollment 22,678
Athletic Director Mark Coyle

2013 SCHEDULE

Aug. 31 at Washington
Sept. 7 Tennessee-Martin
Sept. 13 Air Force
Sept. 20 at Fresno State
Sept. 28 Southern Miss
Oct. 12 at Utah State
Oct. 19 Nevada
Oct. 25 at BYU
Nov. 2 at Colorado State
Nov. 16 Wyoming
Nov. 23 at San Diego State
Nov. 30 New Mexico

SERIES INFORMATION

Record vs. Boise State: 0-3
In Boise: 0-2
Neutral Sites: 0-0
In Provo: 0-1
Last Meeting: Sept. 2, 2000
Result: BYU won, 38-35

SPORTS INFORMATION

Media Relations: Max Corbet
Office Phone: (208) 426-1515
Cell Phone: (208) 859-6952
SID Fax: (208) 426-1778
Press Box: (208) 426-1408
E-mail: mcorbet@boisestate.edu
Website: www.broncosports.com

TEAM INFORMATION

2012 Record 11-2
MWC Rec. (Finish) 7-1 (T-1st)
Final Ranking 14/18/19
Last Bowl 2012 Las Vegas,
def. Washington, 28-26
Starters returning 12 (7 off/3 def/
2 special teams)
Starters lost 17 (6 off/9 def/
2 special teams)
Offensive system Multiple
Defensive system Multiple

RETURNING STATISTICAL LEADERS

Passing QB Joe Southwick
248-371-7, 2,730 yds, 19 TD
Rushing RB Jay Ajayi
82 att, 548 yds, 4 TD
Receiving WR Darius Jennings
48 rec, 568 yds, 5 TD
Defense WR Matt Miller
66 rec, 769 yds, 5 TD

PROJECTED DEPTH CHART

WR 2	Matt Miller	6-3	218	Jr.	DE 8	Demarcus Lawrence	6-3	244	Jr.
	18 Aaron Burks	6-3	200	Sr.		53 Beau Martin	6-2	258	Jr.
WR 18	Kirby Moore	6-3	206	Sr.	DT 69	Tyler Horn	6-5	264	Jr.
	17 Geraldo Boldewijn	6-4	215	Sr.		55 Duece Mataele	6-3	280	Jr.
WR 11	Shane Williams- Rhodes	5-6	158	So.	DT 43	Ricky Tjong-A-Tjoe	6-3	303	Sr.
	81 Dallas Burroughs	5-8	171	Jr.		40 Armad Nance	6-0	290	So.
LT 78	Charles Leno Jr.	6-4	294	Sr.	DE 41	Khayree Marshall	6-2	250	Sr.
	67 Rees Odhiambo	6-4	309	So.		49 Darien Barrett	6-2	233	Fr.
LG 77	Spencer Gerke	6-3	297	Sr.	LB 36	Tyler Gray	6-4	223	So.
	66 Mario Yakoo	6-3	320	Fr.		56 Dustin Kamper	6-1	232	Sr.
C 65	Matt Paradis	6-3	293	Sr.	LB 13	Blake Renaud	6-2	249	Jr.
	77 Spencer Gerke	6-3	297	Sr.		45 Travis Saxton	6-1	220	Jr.
RG 76	Jake Broyles	6-5	299	Sr.	CB 1	Bryan Douglas	5-9	170	Jr.
	73 Travis Averill	6-3	292	Fr.		39 Cleshawn Page	5-8	173	Jr.
RT 67	Rees Odhiambo	6-4	309	So.	NB 38	Corey Bell	5-11	208	Jr.
	70 Steven Baggett	6-3	275	Fr.		32 Jonathan Brown	5-10	215	Sr.
TE 87	Gabe Linehan	6-4	238	Sr.	SS 10	Jeremy Ioane	5-10	189	Jr.
	85 Holden Huff	6-5	221	So.		37 Ebo Makinde	5-10	179	Sr.
QB 16	Joe Southwick	6-1	202	Sr.	FS 34	Taylor Loffler	6-3	212	So.
	9 Grant Hedrick	6-0	200	Jr.		35 Darian Thompson	6-1	201	So.
RB 27	Jay Ajayi	6-0	215	So.	CB 30	Donte Deayon	5-9	151	So.
	23 Derrick Thomas	6-0	207	Jr.		16 Deontae Florance	5-9	171	Jr.



WISCONSIN

Nov. 9 • Madison, Wisc. • Camp Randall Stadium (80,321) • TV/TIME TBA



HEAD COACH

Gary Andersen

Utah (1986)

Record at Wisconsin:

First season

Div I-A head coaching

record: 26-24

Playing experience: Offensive Line,

Utah (1985-86)



WISCONSIN QUICK FACTS

Location Madison, Wis.
Stadium Camp Randall Stadium
Capacity 80,321
Surface FieldTurf
Colors Cardinal and White
Nicknames Badgers
Founded 1896
Conference Big Ten
Chancellor David Ward
Enrollment 42,099
Athletic Director Barry Alvarez

2013 SCHEDULE

Aug. 31 UMass
Sept. 7 Tennessee Tech
Sept. 14 at Arizona State
Sept. 21 Purdue
Sept. 28 at Ohio State
Oct. 12 Northwestern
Oct. 19 at Illinois
Nov. 2 at Iowa
Nov. 9 BYU
Nov. 16 Indiana
Nov. 23 at Minnesota
Nov. 30 Penn State

SERIES HISTORY

Record vs. Wisconsin: 1-0
In Madison: 1-0
Neutral Sites: 0-0
In Provo: 0-0
Last Meeting: Sept. 20, 2000
Result: BYU won, 28-3

SPORTS INFORMATION

Media Relations: Brian Lucas
Office Phone: (608) 263-5502
Cell Phone: (608) 513-3987
SID Fax: (608) 262-8184
Press Box: (608) 262-7766
E-mail: bmlathletics.wisc.edu
Website: www.UWBadgers.com

TEAM INFORMATION

2012 Record 8-6
Big Ten Rec. (Finish) 4-4 (3rd, Leaders)
Final Ranking RV/RV
Last Bowl 2013 Rose Bowl
lost to No. 8 Stanford, 20-14
Starters returning 14 (8 off/6 def)
Starters lost 8 (3 off/5 def)
Offensive system Multiple
Defensive system 3-4

RETURNING STATISTICAL LEADERS

Passing QB Joel Stave
70-119-3, 1,104 yds, 6 TD
Rushing RB James White
125 att, 806 yds, 12 TD
Receiving WR Jared Abbrederis
49 rec, 837 yds, 5 TD
Defense LB Chris Borland
104 tackles, 10 TFL, 4.5 sacks, 3
FF, 3 FR, 6 PBU

PROJECTED DEPTH CHART

WR 4	Jared Abbrederis	6-2	188	Sr.	DE 92	Pat Muldoon	6-3	258	Sr.
16	Reggie Love	6-3	209	So.	91	Konrad Zagzebski	6-3	271	Jr.
WR 9	Jordan Fredrick	6-3	210	So.	DT 96	Beau Allen	6-3	333	Sr.
3	Kenzel Doe	5-8	171	Jr.	45	Warren Herring	6-3	286	Jr.
LT 79	Ryan Groy	6-5	317	Sr.	DE 87	Ethan Hemer	6-6	296	Sr.
61	Tyler Marz	6-7	318	Jr.	93	Jake Keefer	6-3	254	So.
LG 73	Dallas Lewallen	6-6	318	So.	OLB 97	Brendan Kelly	6-6	250	Sr.
71	Ray Ball	6-7	327	So.	51	Tyler Dippel	6-4	267	Sr.
C 70	Dan Voltz	6-4	310	Fr.	MLB 36	Ethan Armstrong	6-2	216	Sr.
58	Jacob Ninnemann	6-1	280	Jr.	30	Derek Landisch	5-11	227	Jr.
RG 54	Kyle Costigan	6-4	304	Jr.	MLB 44	Chris Borland	5-11	248	Sr.
75	Zac Matthias	6-5	323	Jr.	13	Conor O'Neill	6-0	222	Sr.
RT 78	Rob Havenstein	6-8	338	Jr.	OLB 47	Vince Biegel	6-3	230	Fr.
56	Riki Kodanko	6-9	332	Jr.	52	Nick Hill	6-2	222	Sr.
TE 85	Brian Wozniak	6-4	257	Sr.	CB 21	Peniel Jean	5-11	188	Jr.
48	Jacob Pedersen	6-4	241	Sr.	19	Hugs Etienne	5-11	175	Fr.
QB 2	Joel Stave	6-5	227	So.	SS 12	Dezmen Southward	6-2	214	Sr.
10	Curt Phillips	6-3	215	Sr.	27	Kyle Zuleger	5-11	188	Sr.
RB 20	James White	5-10	197	Sr.	FS 26	Reggie Mitchell	6-0	183	Fr.
25	Melvin Gordon	6-1	203	So.	43	Michael Trotter	6-0	210	Jr.
FB 34	Derek Watt	6-2	230	So.	CB 5	Darius Hillary	5-11	187	So.
37	Kevin MacCudden	5-11	225	Jr.	22	Sojourn Shelton	5-9	162	Fr.

IDAHO STATE

Nov. 16 • Provo, Utah • LaVell Edwards Stadium (63,470) • BYUtv • 1 p.m. MT



HEAD COACH

Mike Kramer

Idaho (Sociology,
1977)

Record at Idaho State:
3-19

Head coaching record:
80-94

Playing experience: Defensive line,
offensive line, Idaho (1972-75)



IDAHO STATE QUICK FACTS

Location Pocatello, Idaho
Stadium Holt Arena
Capacity 12,000
Surface Turf
Colors Black and Orange
Nicknames Bengals
Founded 1901
Conference Big Sky
President Dr. Athur Vailas
Enrollment 14,489
Athletic Director Jeff Tingey

2013 SCHEDULE

Sept. 7 Dixie State
Sept. 14 Western State Colorado
Sept. 21 at Washington
Sept. 28 at UC Davis
Oct. 5 North Dakota
Oct. 12 Northern Colorado
Oct. 19 at Northern Arizona
Oct. 26 at Southern Utah
Nov. 2 Eastern Washington
Nov. 9 Portland State
Nov. 16 at BYU
Nov. 23 at Weber State

SERIES INFORMATION

Record vs. Idaho State: 4-0
In Pocatello: 0-0
Neutral Sites: 0-0
In Provo: 4-0
Last Meeting: Oct. 22, 2011
Result: BYU won, 56-3

SPORTS INFORMATION

Media Relations: Steve Schaak
Office Phone: (208) 282-2621
Cell Phone: (208) 406-3570
SID Fax: (208) 282-3659
E-mail: schaste4@isu.edu
Website: www.isubengals.com

TEAM INFORMATION

2012 Record 1-10
Big Sky Rec. (Finish) 0-8 (Last)
Final Ranking N/A

RETURNING STATISTICAL LEADERS

Passing QB CJ Reyes
21-33-2, 177 yds, 1 TD
Rushing RB Xavier Finney
77 att, 288 yds, 3 TD
Receiving WR Cameron Richmond
67 rec, 739 yds, 4 TD
Defense LB Trevor Spence
90 tackles, 6 TFL, 3 sacks, 1 int, 4
PBU, 1 QBH

ASSISTANT COACHES

Don Bailey Associate Head Coach/
Offensive Coordinator/Quarterbacks
Matt Troxel Offensive Line
Roger Cooper Co-Defensive
Coordinator/Inside Linebackers
Spencer Toone Co-Defensive
Coordinator/Outside Linebackers
Mike Ferriter Inside Wide Receivers
Sheldon Cross Outside Wide
Receivers
Steve Fifita Defensive Line
Stanley Franks Secondary
Mark Cambell Strength and
Conditioning
Tom Steiner Director of Football
Operations





NOTRE DAME

Nov. 23 • South Bend, Ind. • Notre Dame Stadium (80,795) • NBC • 3:30 p.m. ET



HEAD COACH

Brian Kelly

Assumption (1983)

Record at Notre Dame:
28-11

Div I-A head coaching
record: 81-33

Playing experience: Linebacker,
Assumption (1979-82)



NOTRE DAME QUICK FACTS

Location South Bend, Ind.
Stadium Notre Dame Stadium
Capacity 80,795
Surface Natural Grass
Colors Blue and Gold
Nicknames Fighting Irish
Founded 1842
Conference Independent
President Rev. John I. Jenkins
Enrollment 11,816
Athletic Director Jack Swarbrick

2013 SCHEDULE

Aug. 31 Temple
Nov. 7 Michigan
Nov. 14 at Purdue
Nov. 21 Michigan State
Nov. 28 Oklahoma
Oct. 5 vs. Arizona State
Oct. 19 USC
Oct. 26 at Air Force
Nov. 2 Navy
Nov. 9 at Pittsburgh
Nov. 23 BYU
Nov. 30 at Stanford

SERIES INFORMATION

Record vs. Notre Dame: 2-5
In South Bend: 1-4
Neutral Sites: 0-0
In Provo: 1-1
Last Meeting: Oct. 20, 2012
Result: BYU lost, 17-14

SPORTS INFORMATION

Media Relations: Michael Bertsch
Office Phone: (574) 631-8642
Cell Phone: (574) 532-4154
SID Fax: (574) 631-7941
Press Box: (574) 631-7810
E-mail: mbertscl@nd.edu
Website: www.und.com

TEAM INFORMATION

2012 Record 12-1
Final Ranking 4/3
Last Bowl 2013 BCS National
Championship
lost to Alabama, 42-14
Starters returning 16 (6 off/8 def/
2 special teams)
Starters lost 9 (5 off/3 def/
1 special teams)
Offensive system Spread
Defensive system 3-4

RETURNING STATISTICAL LEADERS

Passing QB Tommy Rees
34-59-2, 436 yds, 2 TD
Rushing RB George Atkinson III
51 att, 361 yds, 5 TD
Receiving WR TJ Jones
50 rec, 649 yds, 4 TD
Defense CB Bennett Jackson
65 tackles, 1.5 TFL, 4 int, 4 PBU

PROJECTED DEPTH CHART

WR 10	DaVaris Daniels	6-2	196	Jr.	DE 91	Sheldon Day	6-2	286	So.
2	Chris Brown	6-2	191	So.	69	Tony Springmann	6-6	284	Jr.
WR 7	TJ Jones	5-11	192	Sr.	DT 1	Louis Nix	6-3	347	Sr.
17	James Onwaulu	6-1	215	Fr.	96	Kona Schwenke	6-4	297	Jr.
WR 87	Daniel Smith	6-4	213	Sr.	DE 7	Stephon Tuitt	6-6	322	Jr.
20	C.J. Prosise	6-0	220	So.	53	Justin Utupo	6-1	281	Sr.
LT 70	Zack Martin	6-4	308	Sr.	LB 13	Danny Spond	6-2	248	Sr.
78	Ronnie Stanley	6-6	318	So.	30	Ben Councell	6-5	248	Jr.
LG 66	Chris Watt	6-3	321	Sr.	LB 55	Prince Shembo	6-2	258	Sr.
51	Bruce Heggie	6-5	286	Sr.	11	Ishaq Williams	6-5	261	Jr.
C 72	Nick Martin	6-4	284	Jr.	LB 59	Jarrett Grace	6-3	248	Jr.
77	Matt Hegarty	6-5	296	Jr.	8	Kendall Moore	6-1	244	Sr.
RG 65	Connor Hanratty	6-5	309	Sr.	LB 44	Carlo Calabrese	6-1	244	Sr.
75	Mark Harrell	6-4	305	So.	38	Joe Schmidt	6-0	226	Jr.
RT 74	Christian Lombard	6-5	322	Sr.	CB 23	Lo Wood	5-11	194	Sr.
79	Steve Elmer	6-5	317	Fr.	21	Jalen Brown	6-1	199	Jr.
TE 85	Troy Niklas	6-7	259	Jr.	S 29	Nicky Baratti	6-0	201	So.
82	Alex Welch	6-4	245	Sr.	22	Elijah Shumate	6-0	213	So.
QB 11	Tommy Rees	6-2	213	Sr.	S 41	Matthias Farley	5-11	204	Jr.
12	Andrew Hendrix	6-2	220	Sr.	28	Austin Collinsworth	6-1	194	Sr.
RB 4	George Atkinson III	6-1	217	Jr.	CB 6	KeiVarae Russell	5-11	190	So.
3	Amir Carlisle	5-10	185	Jr.	24	Josh Atkinson	5-11	197	Jr.

NEVADA

Nov. 30 • Reno, Nev. • Mackay Stadium (29,993) • CBS Sports Network • 12 p.m. PT



HEAD COACH

Brian Polian

John Carroll (1983)

Record at Nevada:

First season

Div I-A head coaching
record: 0-0

Playing experience: Linebacker, John
Carroll University (1993-96)



NEVADA QUICK FACTS

Location Reno, Nev.
Stadium Mackay Stadium
Capacity 29,993
Surface FieldTurf
Colors Navy Blue and Silver
Nicknames Wolf Pack
Founded 1874
Conference Mountain West
President Dr. Marc Johnson
Enrollment 18,000
Athletic Director Cary Groth

2013 SCHEDULE

Aug. 31 at UCLA
Sept. 7 UC Davis
Sept. 14 at Florida State
Sept. 21 Hawaii
Sept. 28 Air Force
Oct. 4 at San Diego State
Oct. 19 at Boise State
Oct. 26 UNLV
Nov. 2 at Fresno State
Nov. 9 at Colorado State
Nov. 16 San Jose State
Nov. 30 BYU

SERIES INFORMATION

Record vs. Nevada: 4-2-2
In Reno: 3-1
Neutral Sites: 0-0
In Provo: 1-1-2
Last Meeting: Sept. 25, 2010
Result: BYU lost 27-13

SPORTS INFORMATION

Media Relations: Chad Hartley
Office Phone: (775) 682-6982
Cell Phone: (775) 229-5513
SID Fax: (775) 784-4386
Press Box: (775) 784-6545
E-mail: hartleyc@unr.edu
Website: www.nevadawolfpack.com

TEAM INFORMATION

2012 Record 7-6
MWC Rec. (Finish) 4-4 (5th)
Final Ranking N/A
Last Bowl 2012 New Mexico,
lost Arizona 49-48
Starters returning 16 (7 off/7 def/
2 special teams)
Starters lost 10 (4 off/4 def/
2 special teams)
Offensive system Pistol
Defensive system 4-3

RETURNING STATISTICAL LEADERS

Passing QB Cody Fajardo
246-367-9, 2786 yds, 20 TD
Rushing QB Cody Fajardo
190 att, 1,121 yds, 12 TD
Receiving WR Brandon Wimberly
70 rec, 845 yds, 4 TD
Defense DE Brock Hekking
75 tackles, 10 TFL, 8 sacks, 2 FF

ASSISTANT COACHES

Lester Erb Special Teams
Coordinator/Running Backs
Scottie Hazelton Defensive
Coordinator/Linebackers
Jim Hoffer Assistant Head Coach/
Wide Receivers
Nick Rolovich Offensive Coordinator/
Quarterbacks
Mike Bradeson Recruiting
Coordinator/Safeties
Ron Hudson Offensive Line
James Spady Tight Ends
Bill Teerlinck Defensive Line
Ricky Thomas Cornerbacks
David Fox Director of Football
Administration
Andy Vaughn Director of Football
and Recruiting Operations

PROJECTED DEPTH CHART

WR 81 Aaron Bradley	6-1	200	Jr.	DE 94 Lenny Jones	6-3	255	So.
80 Dominic Coulter	6-2	225	So.	91 Jake Peppard	6-3	255	Jr.
WR 4 Brandon Wimberly	6-3	225	Sr.	DT 92 Jordan Hanson	6-2	280	Jr.
84 Jay Richardson	5-11	190	Fr.	95 Fred Lavulo	6-2	305	Sr.
WR 12 Richy Turner	5-11	180	Jr.	DT 98 Jack Reynoso	6-3	280	Sr.
83 Joseph Huber	5-11	185	Sr.	55 Rykeem Yates	6-2	270	So.
LT 70 Joel Bitonio	6-4	315	Sr.	DE 53 Brock Hekking	6-4	255	Jr.
79 Jacob Henry	6-4	265	Fr.	90 Tyler Houk	6-4	255	Jr.
LG 72 Jeremy Macauley	6-1	205	Fr.	SLB 28 Bryan Lane Jr.	6-4	210	So.
63 Aisea Hansen	6-3	300	Fr.	11 Burton De Koning	6-2	225	So.
C 65 Matt Galas	6-1	280	Jr.	MLB 49 Jordan Dobrich	6-2	235	So.
74 Abel De Haro	6-3	300	So.	10 Reggie Coates	6-1	240	So.
RG 62 Zach Brickell	6-3	290	So.	WLB 50 Jonathan McNeal	6-1	235	Jr.
64 Abe Abdelkarim	6-6	325	Fr.	56 Alex Bertando	6-2	215	Fr.
RT 57 Connor Talbott	6-4	290	So.	CB 19 Evan Favors	6-0	185	Jr.
66 Kyle Roberts	6-6	305	Jr.	15 L.J. Jackson	6-0	200	Fr.
TE 86 Kolby Arendse	6-3	250	Sr.	SS 24 Charles Garrett	5-11	205	Jr.
89 Stephen Jeffers	6-3	265	Sr.	23 Nigel Haikins	5-10	210	Jr.
QB 17 Cody Fajardo	6-2	210	Jr.	FS 18 Bryson Keeton	6-2	190	So.
13 Devin Combs	6-2	220	Jr.	45 Necho Beard	6-0	205	Jr.
RB 32 Don Jackson	5-10	210	So.	CB 9 Markus Smith	6-1	195	Sr.
20 Kendall Brock	5-9	195	Jr.	31 Randy Uzoma	6-1	205	Fr.



KRAFT FIGHT HUNGER BOWL

Dec. 27 • San Francisco, Calif. • AT&T Park (40,184) • ESPN • 6:30 p.m. PT



BYU VS. PAC-12

In its third season as an independent, BYU has entered into an agreement to participate in the Kraft Fight Hunger Bowl following the 2013 football season if bowl eligible and not selected for a BCS game.

The 12th annual Kraft Fight Hunger Bowl is scheduled for Friday, Dec. 27 at AT&T Park in San Francisco, and will feature an opponent from the Pac-12 Conference. The kick-off is set for 6:30 p.m. PT, and will be televised nationally on ESPN.

BYU has never played in the Kraft Fight Hunger Bowl.

The Cougars have played 59 games against Pac-12 members and have a 9-7 record vs. the Pac-12 under head coach Bronco Mendenhall.

While a member of the Mountain West Conference, BYU faced Pac-12 opponents in the Las Vegas bowl five times. The Cougars went 3-2 in those contests, defeating Oregon, UCLA and No. 16/20 Oregon State.

Independence has allowed the Cougars to travel to bowl games it has never been able to be a part of as BYU played in the Bell Helicopter Armed Forces Bowl in 2011 and the San Diego County Credit Union Poinsettia Bowl last year. BYU does not have any bowl agreements for the 2014 season and beyond, but will continue to seek out the best bowl opportunities for the school, the players and Cougar Nation.

BYU has an extensive bowl history that dates back to the 1974 Fiesta Bowl. Since then, the Cougars have been invited to 31 bowls, including 2012's 23-6 defensive gem over San Diego State in the Poinsettia Bowl.

BYU has won a program-best four consecutive bowl games and six of its last eight bowls. No other team has won more bowl games in that timespan.

OPPONENT	WON	LOST	TIE	FIRST	LAST
Air Force Academy	24	7	0	1956	2010
Alabama	0	1	0	1998	1998
Arizona	9	12	1	1936	2008
Arizona State	7	20	0	1935	1998
Arkansas State	1	0	0	1996	1996
Baylor	1	1	0	1983	1984
Boise State	0	3	0	2003	2012
Boston College	1	2	0	1985	2006
Bowling Green	1	1	0	1975	1983
California	2	1	0	1999	2005
California-Davis	2	2	1	1926	1937
Cal Poly	1	0	0	1960	1960
Colorado College	4	3	0	1923	1936
Colorado	3	8	1	1923	1988
Colorado Mines	1	1	1	1922	1927
Colorado State	39	27	3	1922	2010
Colo. St. Teachers (UNC)	6	3	1	1923	1937
Denver	7	15	0	1933	1960
Eastern Illinois	1	0	0	2005	2005
Eastern Washington	1	0	0	2007	2007
Florida State	0	4	0	1991	2010
Fort Douglas	0	1	0	1942	1942
Fort Hood	1	0	0	1950	1950
Fresno State	4	5	0	1956	1998
George Washington	0	2	0	1962	1963
Georgia	0	1	0	1982	1982
Georgia Tech	2	1	0	2002	2012
Hawaii	21	8	0	1930	2012
Houston	0	0	0	N/A	N/A
Idaho, College of	1	0	1	1928	1930
Idaho	3	2	0	1953	2012
Idaho State	4	0	0	1932	2011
Indiana	0	1	0	1979	1979
Iowa	0	0	1	1991	1991
Iowa State	0	4	0	1968	1974
Kansas	0	1	0	1992	1992
Kansas State	4	4	0	1957	1997
Long Beach State	5	0	0	1972	1981
Los Angeles State	1	0	0	1955	1955
Louisville	0	1	0	2001	2001
Marshall	0	1	0	1999	1999
Miami	1	1	0	1988	1990
Michigan	1	0	0	1984	1984
Middle Tennessee State	0	0	0	N/A	N/A
Mississippi State	1	1	0	2000	2001
Missouri	1	0	0	1983	1983
Montana	12	4	0	1937	1963
Montana State	8	7	0	1923	1947
Mt. St. Charles (Carroll)	0	0	1	1930	1930
Murray State	1	0	0	1998	1998
Navy	1	1	0	1978	1989
New Mexico	45	14	1	1951	2010
New Mexico State	2	0	0	2011	2012
Nevada	4	2	2	1929	2010
North Texas	3	2	0	1958	1980
Northeast Louisiana	1	0	0	1994	1994
Northern Arizona	2	0	0	1938	1939
Northern Iowa	1	0	0	2008	2008
Notre Dame	2	5	0	1992	2012
Occidental	2	0	0	1932	1934

OPPONENT	WON	LOST	TIE	FIRST	LAST
Ohio State	0	3	0	1982	1993
Oklahoma	2	0	0	1994	2009
Oklahoma State	0	2	0	1974	1976
Ole Miss	1	0	0	2011	2011
Oregon	3	3	0	1964	2006
Oregon State	5	6	0	1955	2012
Pacific	2	3	0	1958	1966
Pacific Fleet	0	2	0	1948	1949
Penn State	1	2	0	1989	1992
Pepperdine	3	1	0	1948	1951
Pittsburgh	1	1	0	1984	1987
Portland	0	2	0	1937	1938
Regis	1	0	0	1930	1930
Rice	1	1	0	1996	1997
San Diego State	28	7	1	1947	2012
San Diego NAS	1	0	0	1952	1952
San Francisco	0	2	0	1931	1941
San Jose State	6	10	0	1946	2012
South Dakota	1	0	0	1932	1932
Southern Methodist	3	0	0	1980	1997
Southern Mississippi	1	1	0	1975	1976
Stanford	0	2	0	2003	2004
Syracuse	1	1	0	2000	2002
Temple	2	0	0	1985	1986
Texas	2	1	0	1987	2011
Texas A&M	2	1	0	1979	1996
TCU	5	6	0	1987	2011
Texas Tech	0	1	0	1940	1940
Tulane	2	1	0	1998	2009
Tulsa	6	1	0	1971	2007
UAY All-Stars	1	0	0	1931	1931
UCF	1	0	0	2011	2011
UCLA	3	7	0	1983	2008
US Marines	0	1	0	1933	1933
USC	0	2	0	2003	2004
UNLV	15	3	0	1978	2010
UTEP	29	7	1	1946	2010
Utah	31	53	4	1922	2012
Utah State	45	34	3	1922	2012
Virginia	1	2	0	1987	2000
Washington	4	4	0	1985	2010
Washington State	3	1	0	1981	2012
Weber State	3	0	0	1973	2012
West Texas State	0	1	0	1961	1961
Western Michigan	3	2	0	1962	1970
Western State	20	0	0	1923	1951
Wichita State	0	1	0	1956	1956
Wisconsin	1	0	0	1980	1980
Wyoming	44	30	3	1922	2010

OVERALL RECORD **530** **388** **26** **1922** **2012**

2013 OPPONENTS IN BOLD



2013 OPPONENT SERIES RESULTS

VIRGINIA

1987	UVA 22, BYU 16	(N)
1999	UVA 45, BYU 40	(H)
2000	BYU 38, UVA 35	(A)

Series: 1-2

TEXAS

1987	BYU 22, Texas 17	(A)
1988	BYU 47, Texas 6	(H)
2011	Texas 16, BYU 16	(A)

Series: 2-1

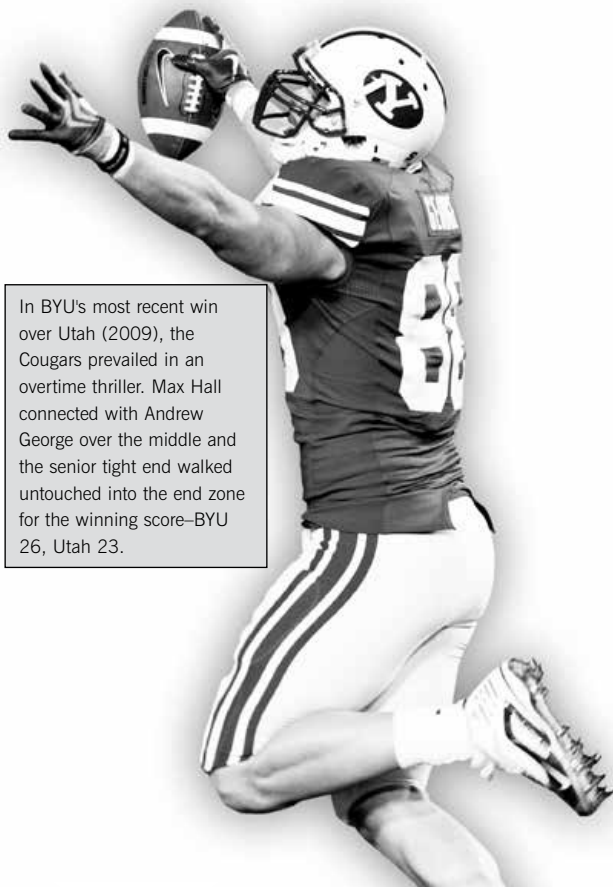
UTAH

1922	UU 49, BYU 0	(A)
1923	UU 15, BYU 0	(H)
1924	UU 35, BYU 6	(A)
1925	UU 27, BYU 0	(H)
1926	UU 40, BYU 7	(A)
1927	UU 20, BYU 0	(A)
1928	BYU 0, UU 0	(A)
1929	UU 45, BYU 13	(A)
1930	UU 34, BYU 7	(A)
1931	UU 43, BYU 0	(A)
1932	UU 29, BYU 0	(A)
1933	UU 21, BYU 6	(A)
1934	UU 43, BYU 0	(A)
1935	UU 32, BYU 0	(H)
1936	UU 18, BYU 0	(A)
1937	UU 14, BYU 0	(A)
1938	BYU 7, UU 7	(A)
1939	UU 35, BYU 13	(H)
1940	UU 12, BYU 6	(A)
1941	BYU 6, UU 6	(A)
1942	BYU 12, UU 7	(A)
1946	UU 35, BYU 6	(H)
1947	UU 28, BYU 6	(A)
1948	UU 30, BYU 0	(H)
1949	UU 38, BYU 0	(A)
1950	BYU 28, UU 28	(H)
1951	UU 7, BYU 6	(A)
1952	UU 34, BYU 6	(A)
1953	UU 33, BYU 32	(A)
1954	UU 12, BYU 7	(H)
1955	UU 41, BYU 9	(H)
1956	UU 41, BYU 6	(H)
1957	UU 27, BYU 0	(A)
1958	BYU 14, UU 7	(A)
1959	UU 20, BYU 8	(A)
1960	UU 17, BYU 0	(A)
1961	UU 21, BYU 20	(A)
1962	UU 35, BYU 20	(A)
1963	UU 15, BYU 6	(A)
1964	UU 47, BYU 13	(A)
1965	BYU 25, UU 20	(H)
1966	BYU 35, UU 13	(A)
1967	BYU 17, UU 13	(H)
1968	UU 30, BYU 21	(A)
1969	UU 16, BYU 6	(H)
1970	UU 14, BYU 13	(A)

1971	UU 17, BYU 15	(H)
1972	BYU 16, UU 7	(A)
1973	BYU 46, UU 22	(A)
1974	BYU 48, UU 20	(H)
1975	BYU 51, UU 20	(H)
1976	BYU 34, UU 12	(A)
1977	BYU 38, UU 8	(H)
1978	UU 23, BYU 22	(A)
1979	BYU 27, UU 0	(H)
1980	BYU 56, UU 6	(A)
1981	BYU 56, UU 28	(H)
1982	BYU 17, UU 12	(A)
1983	BYU 55, UU 7	(H)
1984	BYU 24, UU 14	(A)
1985	BYU 38, UU 28	(H)
1986	BYU 35, UU 21	(A)
1987	BYU 21, UU 18	(H)
1988	UU 57, BYU 28	(A)
1989	BYU 70, UU 31	(H)
1990	BYU 45, UU 22	(A)
1991	BYU 48, UU 17	(H)
1992	BYU 31, UU 22	(A)
1993	UU 34, BYU 31	(H)

1994	UU 34, BYU 31	(A)
1995	UU 34, BYU 17	(H)
1996	BYU 37, UU 17	(A)
1997	UU 20, BYU 14	(H)
1998	BYU 26, UU 24	(A)
1999	UU 20, BYU 17	(H)
2000	BYU 34, UU 27	(A)
2001	BYU 24, UU 21	(H)
2002	UU 13, BYU 6	(A)
2003	UU 3, BYU 0	(H)
2004	UU 52, BYU 21	(A)
2005	UU 41, BYU 34 (OT)	(H)
2006	BYU 33, UU 31	(A)
2007	BYU 17, UU 10	(H)
2008	UU 47, BYU 24	(A)
2009	BYU 26, UU 23 (OT)	(H)
2010	UU 17, BYU 16	(A)
2011	UU 54, BYU 10	(H)
2012	UU 24, BYU 21	(A)

Series: 31-53-4



In BYU's most recent win over Utah (2009), the Cougars prevailed in an overtime thriller. Max Hall connected with Andrew George over the middle and the senior tight end walked untouched into the end zone for the winning score—BYU 26, Utah 23.

MIDDLE TENNESSEE STATE

First meeting

Series: 0-0

UTAH STATE

1922	USU 42, BYU 3	(H)
1923	USU 40, BYU 0	(A)
1924	USU 13, BYU 9	(H)
1925	USU 14, BYU 0	(A)
1926	BYU 0, USU 0	(H)
1927	USU 22, BYU 0	(A)
1928	USU 10, BYU 0	(H)
1929	BYU 7, USU 6	(N)
1930	BYU 39, USU 14	(N)
1931	BYU 6, USU 0	(N)
1932	BYU 18, USU 6	(H)
1933	USU 14, BYU 0	(A)
1934	USU 15, BYU 0	(H)
1935	USU 27, BYU 0	(A)
1936	USU 13, BYU 0	(H)
1937	BYU 54, USU 0	(A)
1938	USU 3, BYU 0	(H)
1939	BYU 0, USU 0	(A)
1940	BYU 12, USU 7	(H)
1941	BYU 28, USU 0	(A)
1942	USU 9, BYU 6	(H)
1946	BYU 0, USU 0	(A)
1947	BYU 27, USU 12	(H)
1948	USU 20, BYU 7	(A)
1949	USU 22, BYU 3	(H)
1950	BYU 34, USU 13	(A)
1951	BYU 28, USU 27	(H)
1952	USU 27, BYU 26	(A)
1953	USU 14, BYU 7	(H)
1954	USU 45, BYU 13	(A)
1955	USU 47, BYU 21	(H)
1956	USU 33, BYU 7	(A)
1957	BYU 14, USU 0	(H)
1958	BYU 13, USU 6	(A)
1959	BYU 18, USU 0	(H)
1960	USU 34, BYU 0	(A)
1961	USU 31, BYU 8	(H)
1962	USU 27, BYU 21	(A)
1963	USU 26, BYU 0	(H)
1964	BYU 28, USU 14	(H)
1965	USU 34, BYU 21	(A)
1966	BYU 27, USU 7	(H)
1967	USU 30, BYU 9	(A)
1968	USU 34, BYU 8	(H)
1969	BYU 21, USU 3	(A)
1970	BYU 27, USU 20	(H)
1971	USU 29, BYU 7	(A)
1972	USU 42, BYU 19	(H)
1973	USU 13, BYU 7	(A)
1974	USU 9, BYU 6	(H)
1975	BYU 24, USU 7	(A)
1976	BYU 45, USU 14	(H)
1977	BYU 65, USU 6	(A)
1978	USU 24, BYU 7	(H)

1979	BYU 48, USU 24	(A)
1980	BYU 70, USU 46	(A)
1981	BYU 32, USU 26	(H)
1982	USU 20, BYU 17	(A)
1983	BYU 38, USU 34	(H)
1984	BYU 38, USU 13	(H)
1985	BYU 44, USU 0	(A)
1986	BYU 52, USU 0	(H)
1987	BYU 45, USU 24	(H)
1988	BYU 38, USU 3	(H)
1989	BYU 37, USU 10	(A)
1990	BYU 45, USU 10	(H)
1991	BYU 38, USU 10	(H)
1992	BYU 30, USU 9	(H)
1993	USU 58, BYU 56	(A)
1994	BYU 34, USU 6	(H)
1996	BYU 45, USU 17	(A)
1997	BYU 42, USU 35	(H)
1999	BYU 34, USU 31	(A)
2000	BYU 38, USU 14	(H)
2001	BYU 54, USU 34	(H)
2002	BYU 35, USU 34	(A)
2006	BYU 38, USU 0	(H)
2008	BYU 34, USU 14	(A)
2009	BYU 35, USU 17	(H)
2010	USU 31, BYU 16	(A)
2011	BYU 27, USU 24	(H)
2012	BYU 6, USU 3	(H)

Series: 45-34-3

GEORGIA TECH

2002	GT 28, BYU 19	(A)
2003	BYU 24, GT 13	(H)
2012	BYU 41, GT 17	(A)

Series: 2-1

HOUSTON

First meeting

Series: 0-0

BOISE STATE

2003	BSU 50, BYU 12	(H)
2004	BSU 28, BYU 27	(A)
2012	BSU 7, BYU 6	(A)

Series: 0-3

WISCONSIN

1980	BYU 28, Wisconsin 3	(A)
------	---------------------	-----

Series: 1-0

IDAHO STATE

1932	BYU 32, ISU 0	(A)
1950	BYU 14, ISU 13	(A)
1951	BYU 27, ISU 7	(H)
2011	BYU 56, ISU 3	(H)

Series: 4-0

NOTRE DAME

1992	ND 42, BYU 16	(A)
1993	ND 45, BYU 20	(H)
1994	BYU 21, ND 14	(A)
2003	ND 33, BYU 14	(A)
2004	BYU 20, ND 17	(H)
2005	ND 49, BYU 23	(A)
2012	ND 17, BYU 14	(A)

Series: 2-5

NEVADA

1929	BYU 10, Nevada 7	(A)
1930	BYU 6, Nevada 6	(H)
1931	BYU 18, Nevada 14	(A)
1939	BYU 7, Nevada 0	(A)
1940	BYU 6, Nevada 6	(H)
2001	BYU 52, Nevada 7	(H)
2002	Nevada 31, BYU 28	(A)
2010	Nevada 27, BYU 13	(H)

Series: 4-2-2



2012 SEASON REVIEW

A dominant defense led BYU to its seventh winning season in as many years as the BYU football team finished the 2012 season with eight wins, a program-best fourth consecutive bowl victory and the No. 3 defense in the nation.

With an 8-5 record, BYU claimed its sixth season with at least eight wins under Bronco Mendenhall's eight-year head coaching tenure.

Incredibly consistent all year long, BYU finished the year ranked No. 3 in total defense, allowing just 266.1 yards per game. In fact, the Cougars ended the season ranked in the top four in five major defensive categories.

BYU was No. 1 in third down conversions allowed (26.52 percent), No. 2 in rushing yards allowed (86.92 ypg), No. 2 in red zone conversions allowed (64.29 percent), No. 3 in scoring defense (14.0 ppg) and No. 4 in first downs allowed (14.7 per game).

The season was capped off by an incredible bowl game, this time the San Diego County Credit Union Poinsettia Bowl vs. familiar foe San Diego State. The game was somewhat of a snapshot of the Cougars' season with an offense trying to find itself, struggling for much of the contest, and the defense continuing to be dominant.

Trailing 6-3 heading into the fourth quarter, linebacker Kyle Van Noy and the BYU defense took scoring into their own hands. Van Noy sacked Aztec quarterback Adam Dingwell, stripping the ball and recovering it in the end zone for the go-ahead touchdown.

The defense wasn't done yet, on the Aztecs' first play of the next possession Dingwell fumbled and Jordan Johnson recovered. Running back Jamaal Williams took it 14 yards for the first and only offensive touchdown of the game, giving BYU a 16-6 lead.

Just to be sure, Van Noy sealed the win with an interception and returned it 17 yards for a score, his second touchdown of the game, to give BYU a 23-6 bowl win. Van Noy was named the defensive MVP with eight tackles, 3.5 tackles for loss, 1.5 sacks, one forced fumble, one fumble recovery, one interception, one blocked kick and two touchdowns.

Many expected Van Noy, a junior, to declare for the NFL Draft after such a dominating performance but the 6-foot-3, 245-pounder announced a few weeks later he would return for the 2013 season.

Van Noy finished the season No. 2 in the nation with 13.0 sacks, No. 2 in forced fumbles with six and No. 4 in tackles for loss with 22.0. He was also the only player in the nation to record a statistic in every major defensive category for the second straight season.

Van Noy earned All-America honors from CBSSports.com (2nd team), Associated Press (3rd team), Phil Steele (3rd team) and SI.com (honorable mention).

BYU had three additional players earn All-America honors including punter Riley Stephenson, wide receiver Cody Hoffman and defensive end Ezekiel Ansah.

Stephenson finished 2012 No. 8 in punting average (45.44) and most punts inside the 20-yard line (30) and No. 2 in punts of 50 or more yards (26). Stephenson had six punts inside the 20 vs. SDSU in the Poinsettia Bowl, including boots downed at the 16, 9, 5, 2 and set two at the 1-yard line.

Hoffman exploded in 2012 with 100 catches for 1,248 yards and 11 touchdowns. The junior was just the third player in school history to log 100 receptions in a single season and his 1,248 yards marked the second-most in school history behind Austin Collie in 2008 (1,538). Hoffman had eight games with at least 100 receiving yards, including a 12-reception, 182-yard performance with a program-record five touchdown catches vs. New Mexico State.

When lineman Eathyn Manumaleuna went down with an injury, Ansah stepped into the starting role and never looked back. He recorded 62 tackles, 13 tackles for loss and 4.5 sacks. "Ziggy" also notched nine pass breakups, six quarterback hurries, a forced fumble and one interception.

Ansah grew into one of the best stories of college football in 2012. The 6-foot-6, 270-pound former track athlete from Ghana walked onto the football team in 2010 and was later taken fifth overall by the Detroit Lions in the 2013 NFL Draft.

BYU also had 15 selections on Phil Steele's All-Independent teams and seven FBS All-Independent honorees.

Linebacker Brandon Ogletree led the team in tackles for the second-straight year, rallying for 102 takedowns and 13.5 tackles for loss.

Also on the defensive side, Spencer Hadley and Uona Kaveinga manned one of the nation's best linebacking crews and combined for 13.5 tackles for loss and four sacks.

On offense, 17-year old freshman Williams ended up having a huge impact on the season. Junior Michael Alisa went down with a broken arm and Williams stepped into the spotlight against Hawai'i, rushing for 155 yards and two touchdowns on just 15 carries.

Williams set a new rushing record for a true freshman at BYU with 166 carries, 775 yards and 12 touchdowns. He also caught 27 passes for 315 yards and one touchdown. Williams played in all 13 games and started eight.

En route to the eighth-straight bowl game and fourth consecutive bowl-victory under Mendenhall, the Cougars battled through a unique and challenging schedule. BYU opened the season with back-to-back victories, one coming against an enigma in Washington State, led by BYU alum Mike Leach, carrying his pedigree of high-powered offenses into LaVell Edwards Stadium for a Thursday evening season opener.

The blue Cougars of BYU dominated the game from start to finish, sending Wazzou home with a 30-6 loss, holding WSU without a touchdown. BYU's defense set the tone for the entire season with a performance to remember, allowing just 224 total yards. Meanwhile the home Cougars' offense rolled with senior Riley Nelson completing 25 of 36 passes for 285 yards and two touchdowns.

After a 45-13 win over Weber State, BYU nearly completed

another memorable comeback against Utah at Rice-Eccles Stadium in one of the wildest college football games of the year. Down 24-7 in the fourth quarter, the Cougars cut it to 24-21. BYU had the ball at the Utah 34 with just seconds left when things got crazy.

An incomplete pass from an injury-riddled Nelson to JD Falslev fell to the turf as time was thought to be expired and the Utah fans rushed the field, only to be forced off by officials as one second was left on the clock. BYU lined up for a 51-yard field goal from Justin Sorensen and had it blocked, sending the Utah fans into an on-field frenzy again.

Falslev picked up the ball and continued to run as the ball was still live, dodging Utah defenders and fans on the field. Officials threw a flag on Utah due to the fans, giving the Cougars another chance with a 36-yard field goal. This time Stephenson went for the try but the kick hit the upright, ending in a heartbreaking 24-21 loss.

The following week was another heartbreaker in a 7-6 loss in an epic defensive battle with No. 24 Boise State.

Despite five turnovers including a pick-six for the Broncos' only touchdown, freshman Taysom Hill took over for Nelson and his ailing back in the fourth quarter and led BYU on a 95-yard touchdown drive. The Cougars elected to go for two and the win, but the pass was tipped away in the end zone to end hopes of another thrilling win.

Hill started the next two games while Nelson recovered and went 2-0 in his stint before suffering a knee injury. Against Hawai'i, Hill did his damage on the ground and in the air, rushing for 143 yards and one touchdown while throwing for 112 and two more scores. Williams also ran for 155 and

two touchdowns in his first game as the main ball carrier after Alisa broke an arm early in the game. The Cougars rushed for a season-best 396 yards in a 47-0 win over the Warriors.

After pitching a shutout, BYU's defense continued its stingy trend against the Aggies of Utah State in another defensive gem, this time a 6-3 win for the Cougars. BYU held the eventual WAC champs to just 243 total yards and only 41 yards on the ground. It was the third game in a row the defense had not allowed an offensive touchdown.

BYU faced two top-10 teams the following two weeks in No. 10 Oregon State and No. 5 Notre Dame. The Cougars were tied or leading in both games heading into the fourth quarter before suffering defeat in both contests.

In the first game in school history when the team wore special all-black uniforms, BYU went into the fourth quarter with a 21-21 tie with the unbeaten Beavers with a healthy Nelson back in the lineup, but the defense struggled for the first time in the season, having trouble with Oregon State's speedy receivers.

A tipped pass falling into the hands of an OSU receiver for a score and a pass popped up in the air by Ross Apo landing in the arms of a streaking Beaver defensive back for a pick-six ended hopes of an upset in a 42-24 loss.

BYU went into South Bend looking to upset another undefeated team and led the Fighting Irish 14-10 in the fourth quarter. Notre Dame's ground game proved too much, wearing down the Cougars for 270 rushing yards and an eventual 17-14 loss for BYU.

A road trip to Georgia Tech, the eventual ACC Coastal champions, to face the spread option was the remedy the Cougars needed to bounce back. BYU

stymied the Yellow Jacket attack, putting together one of the best defensive performances of the year in a 41-17 victory.

The Cougars held Georgia Tech to season lows in scoring, rushing yards and total yards and got back to their ways of not allowing any offensive touchdowns. Williams was the offensive story, scoring four touchdowns to lead BYU. The freshman ran 28 times for 107 yards and three scores, catching three passes for 54 yards, including a 39-yard touchdown.

BYU rolled Idaho 52-13 on senior night with Nelson tossing three touchdowns and fellow senior quarterback James Lark throwing another. The Cougars then headed to San Jose State to face a surging Spartan team.

BYU was downed by San Jose State 20-14 after falling behind early and then had hopes ended of another comeback when a blitzing linebacker had an open hit on Nelson's blindside in the final minute, forcing a fumble to take the ball back and the win. Nelson also reaggravated his injuries during the game.

Lark started the final regular season game against New Mexico State, his first career start, and made the most of it, throwing for 384 yards and six touchdowns, five going to Hoffman. BYU rolled to a 50-14 win, ending the regular season 7-5, followed up by the Cougars' bowl victory with Lark at the helm.

With the return of Van Noy and Hoffman, along with several veterans and up-and-coming playmakers, the Cougars eye 2013 with optimism amidst a formidable challenge yet again.

2012 SEASON RESULTS

DATE	OPPONENT	SCORE	RECORD	ATTENDANCE	TV
Aug. 30	Washington State	W, 30-6	1-0	57,045	ESPN
Sep. 8	Weber State	W, 45-13	2-0	60,314	BYUtv
Sep. 15	at Utah	L, 24-21	2-1	45,653	ESPN2
Sep. 20	at No. 24 Boise State	L, 7-6	2-2	36,864	ESPN
Sep. 28	Hawai'i	W, 47-0	3-2	62,022	ESPN
Oct. 5	Utah State	W, 6-3	4-2	63,086	ESPN
Oct. 13	No. 10 Oregon State	L, 42-24	4-3	63,489	ABC
Oct. 20	at No. 5 Notre Dame	L, 17-14	4-4	80,795	NBC
Oct. 27	at Georgia Tech	W, 41-17	5-4	50,103	Fox Sports
Nov. 10	Idaho	W, 52-13	6-4	61,009	ESPNU
Nov. 17	at San Jose State	L, 20-14	6-5	15,494	ESPN2
Nov. 24	at New Mexico State	W, 50-14	7-5	12,571	ESPN3
Dec. 20	vs. San Diego State	W, 23-6	8-5	35,442	ESPN



GAME 1

WASHINGTON STATE

08.30.12 PROVO, UTAH (ESPN) ATT: 57,045

BYU	7	17	6	0	30
WSU	0	6	0	0	6

With a dominant BYU defense holding Washington State to 224 total yards, the BYU football team opened its 2012 season with a 30-6 win over WSU at LaVell Edwards Stadium.

The game marked the seventh-consecutive game BYU held its opponent to under 300 yards. BYU also held WSU to negative rushing yards at minus-5. The last time BYU held an opponent to negative rushing yards was against UTEP in 2010.

BYU's defense went to work early after WSU marched down the field 60 yards in its opening drive. Ezekiel Anash had his first career tackle for loss to force a 3rd and 11 situation. Daniel Sorensen then deflected WSU's Jeff Tuel's pass before Kaveinga came up with the ball at BYU's 20-yard line for his first interception as a Cougar.

Riley Nelson strung together a sequence of completions for three consecutive first downs in as many plays. Skyler Ridley made his first career reception, a 7-yard grab on his toes to keep the ball in back of the end zone and to put the home Cougars up 7-0 with 1:36 left in the first quarter.

BYU posted points early in the second quarter. Facing a 4th and 1 on WSU's 18-yard line, Tayson Hill entered the game for BYU and in his first collegiate play found Friel for an 18-yard touchdown to put BYU up 14-0.

Washington State started its next drive pinned at the 8-yard line before Carl Winston gave WSU room to move with a 28-yard grab. After two BYU penalties, WSU's Andrew Furney knocked in a 47-yard field goal to end the possibility of a shutout, 14-3.

In the ensuing drive, Nelson found his footing on 3rd and 5 with a 9-yard rush. Alisa ran to the outside for a 14-yard gain for another BYU third-down conversion. The drive resulted in a 28-yard field goal by Stephenson to extend BYU's lead to 17-3.

Following the score, BYU's defense held Washington State to a three and out thanks to a Van Noy sack, setting up BYU with good field position and 2:55 to play. With a pair of passes to Ridley and Alisa pushing through for a first down, Nelson connected with Friel for a 25-yard touchdown after just four plays and 1:12.

With 14 seconds left in the half, WSU found the end zone but was called back on a holding penalty. Washington State settled with a 41-yard field goal to close the gap to 24-6 heading into halftime.

The second half was calm, with back-to-back field goals by BYU's Stephenson to pad the home Cougars' lead to 30-6. Defensively, Johnson returned his interception 64 yards while David Foote blocked a WSU punt.

Scoring Summary

FIRST QUARTER				BYU	WSU
BYU	TD	01:36	Skyler Ridley 7 Yd Pass From Riley Nelson (Riley Stephenson Kick)	7	0
SECOND QUARTER				BYU	WSU
BYU	TD	13:26	Kaneakua Friel 18 Yd Pass From Tayson Hill (Riley Stephenson Kick)	14	0
WSU	FG	10:42	Furney, Andrew 47 Yd	14	3
BYU	FG	04:29	Riley Stephenson 28 Yd	17	3
BYU	TD	01:43	Kaneakua Friel 25 Yd Pass From Riley Nelson (Riley Stephenson Kick)	24	3
WSU	FG	00:00	Furney, Andrew 41 Yd	24	6
THIRD QUARTER				BYU	WSU
BYU	FG	11:52	Riley Stephenson 21 yd	27	6
BYU	FG	03:00	Riley Stephenson 31 yd	30	6

TEAM STAT COMPARISON

	BYU	WSU
1st Downs	24	18
Passing 1st Downs	15	11
Rushing 1st Downs	9	1
1st Downs from Penalties	0	6
3rd Down Efficiency	10-17	5-15
4th Down Efficiency	1-1	1-1
Total Yards	426	224
Passing	303	229
Comp-Att-Int	26-37-0	30-45-2
Average per attempt	8.2	5.1
Average per completion	11.7	7.6
Rushing	123	-5
Rush Attempts	41	16
Yards per attempt	3.0	-0.3
Red Zone (Made-Att)	5-6	0-1
Penalties	10-112	8-73
Turnovers	0	2
Fumbles lost	0	0
Interceptions Thrown	0	2
Defensive / Sp Teams TDs	0	0
Possession	33:51	26:09
Sacks	3-22	2-16
PAT Kicks	3-3	0-0
Field Goals	3-4	2-2

BYU Top Passing

	C-Att-Int	Yds	Y/A	Lng	TD	Sack	Effic
Riley Nelson	25-36-0	285	7.9	28	2	2	154.28
Taysom Hill	1-1-0	18	18.0	18	1	0	581.20
Totals	26-37-0	303	8.2	28	3	2	165.82

BYU Top Rushers

	No	Gain	Loss	Net	Avg	Lng	TD
Michael Alisa	13	61	7	54	4.2	16	0
David Foote	4	26	0	26	6.5	11	0
Riley Nelson	12	34	16	18	1.5	9	0

BYU Top Receivers

	No	Yds	Avg	Lng	TD
Kaneakua Friel	6	101	16.8	25	2
Skyler Ridley	6	54	9.0	11	1
JD Falslev	5	55	11.0	21	0

BYU Defensive Highlights

	Tot	Solo	Sacks	TFL/Y	PBU	FF	QBH
Brandon Ogletree	8	4	0.0	1/1	0	0	0
Kyle Van Noy	4	4	2.0	2/13	1	0	3
Ezekiel Anash	3	3	0.0	2/6	1	0	0

WEBER STATE

09.8.12 PROVO, UTAH (BYUtv) ATT: 60,314

The BYU football team scored six touchdowns from three different quarterbacks and defeated in-state opponent Weber State 45-13 at LaVell Edwards Stadium.

BYU's offense rolled up 532 yards with 307 yards coming through the air and 225 on the ground.

The Cougar defense finished the day with six sacks and nine tackles for loss, holding Weber State to just 254 total yards, the eighth game in a row the defense has held an opponent under 300 total yards.

Riley Nelson went to work engineering a 9-play, 90-yard touchdown drive in the first quarter. Completing a perfect 5 for 5 on the drive, Nelson found Hoffman in one-on-one coverage for a 37-yard touchdown reception to put BYU up 7-0 with 3:19 remaining in the first quarter.

It took BYU just under two minutes into the second quarter to find the end zone for its second time. Alisa got the offense moving with a 21-yard rush before redshirt freshman Alex Kuresa pulled down a pass for 27 yards. Freshman Taysom Hill entered the game to finish the four-play drive with a two-yard touchdown run on the quarterback keeper. BYU's first rushing score of the 2012 season put the Cougars up 14-0.

Facing third and nine, junior Richard Wilson hauled in a 32-yard pass to keep another Cougar touchdown drive alive. Later in the series, Alisa ran in an eight-yard touchdown to extend BYU's lead, 21-0, with 4:15 left to play in the half.

Junior JD Falslev found his footing in the second half for a 33-yard punt return to set up the Cougar offense before breaking away on a run for 53 yards on the ensuing drive. Senior James Lark hit Friel in the end zone for his first career touchdown pass from two yards out to put BYU up 28-0 with 8:42 on the clock.

Weber State got on the board with a touchdown but missed the extra point and BYU added a field goal to make the score 31-6 to cap off the third quarter.

Lark had a career day finishing 7 for 10 for 45 yards and a touchdown. Lark also scored on his feet with a six-yard rushing touchdown two minutes into the fourth quarter to pad BYU's lead 38-6.

Both teams exchanged touchdowns in the fourth. Hill pushed into the end zone late in the fourth for his second rushing touchdown of the day after marching down the field 66 yards. Weber State had the final score of the game, a one-yard rush with 50 seconds remaining to close the gap to 45-13.

BYU Top Passing							
	C-Att-Int	Yds	Y/A	Lng	TD	Sack	Effic
Riley Nelson	18-29-1	244	8.4	37	1	0	137.23
James Lark	7-10-0	45	4.5	13	1	0	140.80
Taysom Hill	1-3-0	18	6.0	18	0	1	83.73

BYU Top Rushers							
	No	Gain	Loss	Net	Avg	Lng	TD
Michael Alisa	11	54	1	53	4.8	21	1
Jamaal Williams	3	32	0	32	10.7	15	0
Taysom Hill	6	38	11	27	4.5	17	2

BYU Top Receivers					
	No	Yds	Avg	Lng	TD
Cody Hoffman	7	115	16.4	37	1
Alex Kuresa	4	51	12.8	27	0
Kaneakua Friel	4	30	7.5	10	1

BYU Defensive Highlights							
	Tot	Solo	Sacks	TFL/Y	PBU	FF	QBH
Preston Hadley	9	3	0.0	0	0	0	1
Eathyn Manumaleuna	4	3	1.5	2.5/11	0	1	0
Kyle Van Noy	3	2	1.0	1/5	1	1	1

BYU	7	14	10	14	45
WSU	0	0	6	7	13

Scoring Summary

FIRST QUARTER				BYU	WSU
BYU	TD	03:19	Cody Hoffman 37 Yd Pass From Riley Nelson (Riley Stephenson Kick)	7	0
SECOND QUARTER				BYU	WSU
BYU	TD	13:12	Taysom Hill 2 Yd Rush (Riley Stephenson Kick)	14	0
BYU	TD	04:15	Michael Alisa 8 Yd Rush (Riley Stephenson Kick)	21	0
THIRD QUARTER				BYU	WSU
BYU	TD	08:42	Kaneakua Friel 2 Yd Pass From James Lark (Riley Stephenson Kick)	28	0
WSU	TD	04:49	Josh Booker 1 Yd Rush	28	6
BYU	FG	00:12	Riley Stephenson 33 Yd	31	6
FOURTH QUARTER				BYU	WSU
BYU	TD	13:10	James Lark 6 Yd Rush (Riley Stephenson Kick)	38	6
BYU	TD	03:34	Taysom Hill 1 Yd Rush (Riley Stephenson Kick)	45	6
WSU	TD	00:50	Kris Parham 1 Yd Rush (Shaun McClain Kick)	45	13

TEAM STAT COMPARISON

	BYU	WSU
1st Downs	26	15
Passing 1st Downs	15	4
Rushing 1st Downs	10	9
1st Downs from Penalties	1	2
3rd Down Efficiency	7-15	6-18
4th Down Efficiency	0-1	0-1
Total Yards	532	254
Passing	307	139
Comp-Att-Int	26-42-1	15-28-0
Average per attempt	7.3	5.0
Average per completion	11.8	9.3
Rushing	225	115
Rush Attempts	37	43
Yards per attempt	6.1	2.7
Red Zone (Made-Att)	6-6	2-2
Penalties	6-69	6-45
Turnovers	2	2
Fumbles lost	1	2
Interceptions Thrown	1	0
Defensive / Sp Teams TDs	0	0
Possession	28:10	31:50
Sacks	6-40	1-11
PAT Kicks	6-6	1-2
Field Goals	1-1	0-0



GAME 3

UTAH

09.15.12 SALT LAKE CITY, UTAH (ESPN2) ATT: 45,653

BYU	0	7	0	14	21
UTAH	7	0	17	0	24

Trying to mount a fourth-quarter rally to tie the score on the last play of the game, the BYU football team had a 36-yard field goal attempt hit the upright, missing and sealing the 24-21 heartbreaking loss to the University of Utah at Rice-Eccles Stadium but not before another wild finish in the 88th meeting of the two teams.

Scoring Summary

FIRST QUARTER				BYU	UTAH
UTAH	TD	09:12	Tonga, Westlee 17 Yd Pass From Hays, Jon (Petersen, Colem Kick)	0	7
SECOND QUARTER				BYU	UTAH
BYU	TD	04:40	Cody Hoffman 10 Yd Pass From Riley Nelson (Riley Stephenson Kick)	7	7
THIRD QUARTER				BYU	UTAH
UTAH	FG	07:27	Petersen, Colem 48 Yd	7	10
UTAH	TD	01:58	Lee, Mo 47 Yd Fumb (Petersen, Colem Kick)	7	17
UTAH	TD	00:57	Anderson, Dres 39 Yd Pass From Hays, Jon (Petersen, Colem Kick)	7	24
FOURTH QUARTER				BYU	UTAH
BYU	TD	13:43	Jamaal Williams 7 Yd Rush (Riley Stephenson Kick)	14	24
BYU	TD	03:39	Kaneakua Friel 1 Yd Pass From Riley Nelson (Riley Stephenson Kick)	21	24

BYU actually got what seemed to be three last plays of the game. With eight seconds left, Riley Nelson's pass fell incomplete and the game clock showed time expired on the play. After Utah's fans rushed the field, thinking the game was over, an official review took place and one second was placed on the clock.

The Cougars then attempted a 51-yard field goal from Justin Sorensen which was blocked but recovered by JD Falslev. The Ute fans again rushed the field but a second too soon as the play was still live, and Utah was assessed a 15-yard penalty which gave BYU one more chance.

Kicker Riley Stephenson attempted the 36-yard field goal but hit the upright to ensure the win for the Utes in what was a ugly battle for most of the game. The Cougars suffered from 12 penalties for 75 yards and had two costly turnovers in the game.

BYU outgained Utah with 312 total yards of offense while its defense held Utah to 245 yards. The game marked the ninth consecutive contest where BYU has held its opponent to under 300 yards of total offense.

A strong defensive performance by both teams resulted in a 7-7 tie off of short fields entering halftime. Turnovers hurt the Cougars with a Nelson interception turning into three points for Utah and a bad snap that was recovered by the Utes and returned 47-yards by Utah's Mo Lee to extend Utah's lead to 17-7 in the second half.

Utah was quick to score again with quarterback Jon Hays finding Dres Anderson through the air from 39 yards out on a one-play drive. The Utes would go up 24-7 with under a minute to play in the third quarter.

The Cougars weren't ready to fold just yet in the fourth quarter, marching down field 75 yards for a touchdown, the longest drive of the game. Freshman Jamaal Williams ran into the endzone off a pitch from fellow freshman Taysom Hill to close the gap to 24-14 with 13:43 remaining in the game.

Van Noy came up with another big play with 5:05 remaining in the game, tackling Utah's punter, giving the BYU offense the ball on Utah's 14-yard line. Nelson went to work, finding a wide-open tight end Kaneakua Friel for a touchdown to cut the lead to 24-21, with 3:39 left. On a Utah 3rd-and-3 Van Noy came through again with another tackle for loss, giving the BYU offense one more chance.

Facing 4th-and-12 from the Cougars' own 8-yard line, Nelson heaved a 47-yard pass to Cody Hoffman to reach Utah's 34-yard line to set up the bizarre finish.

TEAM STAT COMPARISON

	BYU	UTAH
1st Downs	25	14
Passing 1st Downs	10	10
Rushing 1st Downs	10	3
1st Downs from Penalties	5	1
3rd Down Efficiency	6-17	4-16
4th Down Efficiency	2-2	1-2
Total Yards	312	245
Passing	206	196
Comp-Att-Int	17-37-1	18-27-0
Average per attempt	5.6	7.3
Average per completion	12.1	10.9
Rushing	106	49
Rush Attempts	42	35
Yards per attempt	2.5	1.4
Red Zone (Made-Att)	3-4	1-2
Penalties	12-75	10-112
Turnovers	2	2
Fumbles lost	1	0
Interceptions Thrown	1	0
Defensive / Sp Teams TDs	0	1
Possession	27:54	32:06
Sacks	4-22	4-14
PAT Kicks	3-3	3-3
Field Goals	0-2	1-2

BYU Top Passing

	C-Att-Int	Yds	Y/A	Lng	TD	Sack	Effic
Riley Nelson	17-35-1	206	5.9	47	2	4	111.15

BYU Top Rushers

	No	Gain	Loss	Net	Avg	Lng	TD
Michael Alisa	15	56	0	56	3.7	9	0
Riley Nelson	14	55	21	34	2.4	20	0
Jamaal Williams	8	31	1	30	3.8	13	1

BYU Top Receivers

	No	Yds	Avg	Lng	TD
Cody Hoffman	8	120	15.0	47	1
Kaneakua Friel	5	64	12.8	22	1
Michael Alisa	2	10	5.0	5	0

BYU Defensive Highlights

	Tot	Solo	Sacks	TFL/Y	PBU	FF	QBH
Brandon Ogletree	12	7	0.0	0	0	0	0
Spencer Hadley	10	4	1.5	2/12	0	0	0
Kyle Van Noy	8	5	1.5	4.5/20	1	1	0

No. 24 BOISE STATE

09.20.12 BOISE, ID (ESPN) ATT: 36,864

A defensive touchdown won the game for No. 24 Boise State as the BYU football team was unable to overcome five turnovers and narrowly fell to the Broncos 7-6 at Bronco Stadium.

After a defensive struggle in the first half that resulted in a scoreless tie, the defense continued to show it dominated the game. In the first drive of the second half, Boise State's defensive tackle Mike Atkinson intercepted senior Riley Nelson and ran it back for the game-winning 36-yard touchdown, putting the Broncos up 7-0 just 1:36 into the second half.

BYU had a chance to tie the game after freshman Taysom Hill engineered a 95-yard scoring drive, pushing into the endzone on an eight-yard quarterback keeper for the only offensive score of the game with 3:37 left to play. The Cougars attempted a two-point conversion but failed to convert to come up a point shy.

Both defenses put on a strong performance, with BYU holding Boise State to 261 total yards, its 10th consecutive game holding its opponent to under 300 yards, and no offensive touchdowns. The Broncos gave up 200 yards to the Cougar offense.

Ezekiel Ansah recorded his first career sack, and the first allowed by Boise State this season.

The game extended Hoffman's reception streak to 23 games, passing BYU's all-time leading receiver Austin Collier's longest streak (22).

Both defenses came out ready to play to start the game, forcing five three-and-outs and a failed fourth-down conversion attempt in the first quarter. Boise State had the first chance to put points on the board, but Michael Frisina missed wide right on a 33-yard field goal attempt with 7:09 left in the first quarter.

The Broncos faked a punt on 4th-and-2 but Ansah came up with a big stop to set the Cougars up with a short field. A chop-block penalty pushed BYU back to the 17-yard line before Boise State picked off Nelson to put its offense back on the field. Nelson finished the night 4 of 9 for 19 yards and three interceptions.

The Broncos out-gained BYU 158 yards to 68 in the half, but failed to gain any advantage on the scoreboard, entering halftime 0-0, despite three scoring chances deep in BYU's territory.

After Boise State put the first points up on the board to start the second half, the Broncos pinned BYU on the 1-yard line. There, the Broncos forced and recovered a fifth Cougar turnover but the BYU defense continued to show its stamina with a goal-line stand. Kyle Van Noy made the drive-ending play where Boise State failed to convert its fifth, fourth down. The stop put the ball back in BYU's hand, where the Cougars marched down field for a touchdown.

BYU	0	0	0	6	6
BSU	0	0	7	0	7

Scoring Summary

THIRD QUARTER				BYU	WSU
BSU	TD	13:24	ATKINSON, Mike 36 Yd Int (FRISINA, M. Kick)	0	7
FOURTH QUARTER				BYU	WSU
BYU	TD	03:37	Taysom Hill 4 Yd Rush	6	7

TEAM STAT COMPARISON

	BYU	BSU
1st Downs	13	13
Passing 1st Downs	5	7
Rushing 1st Downs	7	4
1st Downs from Penalties	1	2
3rd Down Efficiency	2-12	4-15
4th Down Efficiency	2-2	0-5
Total Yards	200	261
Passing	61	145
Comp-Att-Int	8-19-3	15-26-0
Average per attempt	3.2	5.6
Average per completion	7.6	9.7
Rushing	139	116
Rush Attempts	39	40
Yards per attempt	3.6	2.9
Red Zone (Made-Att)	1-2	0-3
Penalties	8-64	8-65
Turnovers	5	0
Fumbles lost	2	0
Interceptions Thrown	3	0
Defensive / Sp Teams TDs	0	1
Possession	28:00	32:00
Sacks	1-5	3-18
PAT Kicks	0-0	1-1
Field Goals	0-0	0-1

BYU Top Passing							
	C-Att-Int	Yds	Y/A	Lng	TD	Sack	Effic
Taysom Hill	4-10-0	42	4.2	21	0	1	75.28
Riley Nelson	4-9-3	19	2.1	10	0	2	-4.49
Totals	8-19-3	61	3.2	21	0	3	37.49

BYU Top Rushers							
	No	Gain	Loss	Net	Avg	Lng	TD
Taysom Hill	12	77	5	72	6.0	17	1
Michael Alisa	17	63	16	47	2.8	14	0
Riley Nelson	7	27	14	13	1.9	8	0

BYU Top Receivers					
	No	Yds	Avg	Lng	TD
Cody Hoffman	3	21	7.0	12	0
JD Falslev	2	18	9.0	10	0
Richard Wilson	1	21	21.0	21	0

BYU Defensive Highlights							
	Tot	Solo	Sacks	TFL/Y	PBU	FF	QBH
Ezekiel Ansah	8	6	1.0	2.5/6	1	0	0
Brandon Ogletree	8	4	0.0	2.5/4	0	0	0
Uona Kaveinga	6	3	0.0	1/2	0	0	0





GAME 5

HAWAII

09.28.12 PROVO, UTAH (ESPN) ATT: 62,022

BYU	7	13	20	7	47
UH	0	0	0	0	0

True freshmen Taysom Hill and Jamaal Williams shined in BYU's 47-0 shutout over University of Hawai'i that featured a 396-yard rushing attack.

Hill started under center for the Cougars and secured the first victory in BYU history for a true freshman and only the second by any freshman starting his first game. Hill's 143 yards rushing are the most rushing yards by a BYU quarterback since 164 from Brandon Doman in 2001.

Williams tallied 155 yards on 15 attempts and two touchdowns. The last time BYU had two 100-yard rushers was Oct. 21, 2006 against UNLV when Curtis Brown and Mike Hague rushed for 148 yards and 123 yards, respectively.

BYU outgained Hawai'i 540 to 149 total yards. The 149 yards marked for the 11th consecutive game the Cougars have held their opponent to under 300 total yards and are the lowest during the streak. BYU's 396 rushing yards are the most under Mendenhall and the most since racking up 410 yards on the ground in a 56-34 win over Colorado State in 2001.

Hill quickly marched down field in BYU's opening drive of the game, that included a 24-yard pass to Williams. On the 2-yard line, Williams pushed into the endzone for the first score of the game with 10:48 on the clock.

Hill found a wide-open Ross Apo for a 22-yard touchdown, his first of the season. The 7-play, 80-yard scoring drive extended BYU's lead to 14-0 only seconds into the second quarter.

After just two plays into the drive, Hill showed his speed, breaking away up the middle for a 68-yard run, the longest of the season, going all the way for a touchdown. The Warriors blocked the PAT attempt to move the score to 20-0 with 6:16 to play in the half.

The play moved Hill's rushing total past the 100-yard mark, breaking BYU's streak of 17 consecutive games without a 100-yard rusher.

The No. 7 BYU defense came out in full force after the break, with Van Noy forcing a fumble on the first play of the second half. Spencer Hadley recovered the ball to set the Cougars up at the 2-yard line where Williams worked his way into the end zone for his second score of the night, padding BYU's lead 27-0 at 13:38.

Hill would score through the air again, finding Devin Mahina for a 12-yard reception to push the BYU advantage to 34-0 with 4:18 left in the third quarter.

Spencer Hadley forced a fumble while Bronson Kaufusi recovered it to set the Cougars up at the Hawai'i 23-yard line. Lasike took advantage of the short field and scored a touchdown, followed by a missed PAT, to bring the score to 40-0 to end the third quarter. Lasike found the end zone once again with 6:58 left in the game to tally a 47-0 final.

Scoring Summary

FIRST QUARTER					BYU	UH
BYU	TD	10:48	Jamaal Williams 2 Yd Rush (Riley Stephenson Kick)		7	0
SECOND QUARTER					BYU	UH
BYU	TD	14:52	Ross Apo 22 Yd Pass From Taysom Hill (Riley Stephenson Kick)		14	0
BYU	TD	06:16	Taysom Hill 68 Yd Rush		20	0
THIRD QUARTER					BYU	UH
BYU	TD	13:38	Jamaal Williams 3 Yd Rush (Riley Stephenson Kick)		27	0
BYU	TD	04:18	Devin Mahina 12 Yd Pass From Taysom Hill (Riley Stephenson Kick)		34	0
BYU	TD	00:00	Paul Lasike 4 Yd Rush		40	0
FOURTH QUARTER					BYU	UH
BYU	TD	06:58	Paul Lasike 1 Yd Rush (Justin Sorensen Kick)		47	0

TEAM STAT COMPARISON

	BYU	UH
1st Downs	30	9
Passing 1st Downs	7	5
Rushing 1st Downs	20	2
1st Downs from Penalties	3	2
3rd Down Efficiency	7-14	1-12
4th Down Efficiency	1-2	0-2
Total Yards	540	149
Passing	144	108
Comp-Att-Int	14-24-1	12-27-1
Average per attempt	6.0	4.0
Average per completion	10.3	9.0
Rushing	396	41
Rush Attempts	54	27
Yards per attempt	7.3	1.5
Red Zone (Made-Att)	5-5	0-0
Penalties	6-70	7-75
Turnovers	1	3
Fumbles lost	0	2
Interceptions Thrown	1	1
Defensive / Sp Teams TDs	0	0
Possession	35:49	24:11
Sacks	3-33	4-24
PAT Kicks	5-7	0-0
Field Goals	0-0	0-0

BYU Top Passing

	C-Att-Int	Yds	Y/A	Lng	TD	Sack	Effic
Taysom Hill	12-21-1	112	5.3	24	2	4	123.85
James Lark	2-2-0	32	16.0	25	0	0	234.40

BYU Top Rushers

	No	Gain	Loss	Net	Avg	Lng	TD
Jamaal Williams	15	156	1	155	10.3	35	2
Taysom Hill	15	165	22	143	9.5	68	1
Paul Lasike	10	40	0	40	4.0	8	2

BYU Top Receivers

	No	Yds	Avg	Lng	TD
Ross Apo	3	27	9.0	22	1
JD Falslev	3	25	8.3	10	0
Jamaal Williams	2	30	15.0	24	0

BYU Top Defensive Marks

	Tot	Solo	Sacks	TFL/Y	PBU	FF	QBH
Brandon Ogletree	7	4	0.0	2/5	1	0	1
Preston Hadley	6	3	1.0	1/9	2	1	0
Ezekiel Ansah	5	3	0.0	0.5/1	1	0	1

UTAH STATE

10.5.12 PROVO, UTAH (ESPN) ATT: 63,086

One BYU touchdown on a 25-second scoring drive and stellar defense was enough to overpower Utah State, 6-3, in a defensive battle at LaVell Edwards Stadium.

After a first half dominated by defense, the Cougars scored the first touchdown of the game with three seconds left before the break. Getting the ball back with 28 seconds on the clock, Taysom Hill moved BYU down field through the air with three back-to-back passes to Cody Hoffman for gains of 8 yards, 28 yards and 22 yards. JD Falslev grabbed a 3-yard toss in the end zone to complete the 4-play, 61-yard scoring drive. After missing the PAT attempt, BYU headed into the locker room with a 6-3 lead and the only touchdown of the game. The scoring drive took 25 seconds, the quickest scoring drive for BYU on the year.

BYU outgained Utah State 380 to 243 total yards. The game marked the 12th consecutive opponent the Cougars have held under 300 yards. The No. 5 defense hasn't allowed an offensive touchdown in 13 quarters and just three total points. BYU held Utah State to 41 yards rushing and limited the Aggies on third downs, who converted 4 of 14 attempts.

Junior wideout Cody Hoffman extended his streak to 25 games with a reception, catching eight passes for 114 yards. Hoffman's catches included a 28-yard jumping grab in one-on-one coverage.

Freshman Jamaal Williams rushed for 71 yards on 17 attempts. His two rushes of 11 yards and 13 yards in the final minute of the game kept the Aggies offense off the field to end the game.

After a three-and-out in their opening drive, the Aggies moved down field on their ensuing drive but settled for a field goal after the Cougars kept Utah State out of end zone on three straight tries within the 10-yard line. The field goal lifted the Aggies to a 3-0 lead in the final seconds of the first quarter.

BYU had a chance to tie the contest in the second quarter but the Aggies blocked the 34-yard field goal attempt.

The Cougars' defense came out swinging in the second half with back-to-back tackles for loss before Spencer Hadley forced a fumble and Russell Tialavea recovered it at Utah State's 9-yard line. BYU attempted a fake field goal but was unable to convert.

The defense kept rolling as Jordan Johnson came up with a big pass breakup on a 30-yard attempt by Chuckie Keeton. On the next play, Preston Hadley picked off a gadget play Aggie receiver Cameron Webb trying to throw for a touchdown at BYU's 2-yard line.

The Aggies knocked on the door again with a turnover of their own in the fourth quarter as Kyler Fackrell intercepted Hill to give the ball back to their offense at midfield. Utah State failed to take advantage of the turnover, missing a 37-yard field goal. BYU was able to stop Utah State again and run out the clock to end the game

BYU	0	6	0	0	6
USU	0	3	0	0	3

Scoring Summary

FIRST QUARTER				BYU	USU
USU	FG	00:34	Thompson, Josh 26 Yd	0	3
SECOND QUARTER				BYU	USU
BYU	TD	00:03	JD Falslev 3 Yd Pass From Taysom Hill	3	6

TEAM STAT COMPARISON

	BYU	USU
1st Downs	20	16
Passing 1st Downs	10	13
Rushing 1st Downs	10	3
1st Downs from Penalties	0	0
3rd Down Efficiency	9-20	4-14
4th Down Efficiency	1-3	1-1
Total Yards	380	243
Passing	235	202
Comp-Att-Int	24-36-1	22-39-1
Average per attempt	6.5	5.2
Average per completion	9.8	9.2
Rushing	145	41
Rush Attempts	45	24
Yards per attempt	3.2	1.7
Red Zone (Made-Att)	1-3	1-2
Penalties	6-50	7-44
Turnovers	1	2
Fumbles lost	0	1
Interceptions Thrown	1	1
Defensive / Sp Teams TDs	0	0
Possession	34:49	25:11
Sacks	3-13	0-0
PAT Kicks	0-1	0-0
Field Goals	0-1	1-2

BYU Top Passing							
	C-Att-Int	Yds	Y/A	Lng	TD	Sack	Effic
Taysom Hill	24-36-1	235	6.5	28	1	0	125.11

BYU Top Rushers							
	No	Gain	Loss	Net	Avg	Lng	TD
Taysom Hill	19	80	0	80	4.2	17	0
Jamaal Williams	17	71	0	71	4.2	13	0
David Foote	4	13	0	13	3.3	6	0

BYU Top Receivers					
	No	Yds	Avg	Lng	TD
Cody Hoffman	8	114	14.3	28	0
Kaneakua Friel	5	53	10.6	16	0
JD Falslev	4	17	4.3	6	1

BYU Top Defensive Marks							
	Tot	Solo	Sacks	TFL/Y	PBU	FF	QBH
Brandon Ogletree	7	6	0.0	0	1	0	0
Preston Hadley	6	6	0.0	1/2	1	0	0
Ezekiel Ansah	5	4	2.0	3/8	0	0	2





GAME 7

No. 10 OREGON STATE

10.13.12 PROVO, UTAH (ABC) ATT: 63,489

BYU 7 7 7 3 24
OSU 14 0 7 21 42

BYU matched No. 10 Oregon State with three touchdowns into the third quarter but was unable to hold on in the fourth to drop the contest, 42-24, in front of a sellout crowd.

Oregon State rolled up 450 yards to snap BYU's 12-game streak of holding opponents under 300 yards. The Beavers were the last team to gain over 300 yards against the Cougars, a streak spanning 12 games since last year. BYU collected 386 total yards with 305 coming through the air.

The game marked Cody Hoffman's fourth 100-yard receiving game this season and puts him at 2,004 career receiving yards, the 13th player in school history to do so.

The score was tied 21-all at the start of the fourth quarter before the Beavers were able to put the game away.

In the opening drive of the game Oregon State marched down field 75 yards to quickly go up 7-0 with an 11-yard touchdown. The score ended the Cougars' 13-quarter streak of holding opposing offenses without a touchdown.

BYU engineered its own scoring drive on its first possession with Williams trotting into the end zone to tie the contest 7-7 with 9:27 left in the first quarter.

The Beavers struck again with a 24-yard touchdown pass to put them up 14-7 with 3:01 left in the first quarter.

On 4th and 5 at Oregon State's 25, Hoffman pulled down a side-line toss for a gain of eight to keep the drive alive. The Cougars converted their third 4th down when Nelson found Devin Mahina in the back of the end zone for a two-yard toss to match the score, 14-14, with 3:18 in the half.

Oregon State strung together a 10-play series capped off by a 16-yard rushing touchdown to regain the lead, 21-14.

Scoring Summary

FIRST QUARTER				BYU	OSU
OSU	TD	12:29	Wheaton, Markus 11 Yd Pass From Vaz, Cody (Romaine, Trevor Kick)	0	7
BYU	TD	09:27	Jamaal Williams 1 Yd Rush (Justin Sorensen Kick)	7	7
OSU	TD	03:01	Wheaton, Markus 24 Yd Pass From Vaz, Cody (Romaine, Trevor Kick)	7	14
SECOND QUARTER				BYU	OSU
BYU	TD	03:25	Devin Mahina 2 Yd Pass From Riley Nelson (Justin Sorensen Kick)	14	14
THIRD QUARTER				BYU	OSU
OSU	TD	06:26	Woods, Storm 16 Yd Rush (Romaine, Trevor Kick)	14	21
BYU	TD	02:50	Jamaal Williams 2 Yd Rush (Justin Sorensen Kick)	21	21
FOURTH QUARTER				BYU	OSU
OSU	TD	14:48	Prince, Colby 5 Yd Pass From Vaz, Cody (Romaine, Trevor Kick)	21	28
BYU	FG	08:55	Justin Sorensen 35 Yd	24	28
OSU	TD	05:30	Wheaton, Markus 12 Yd Rush (Romaine, Trevor Kick)	24	35
OSU	TD	04:58	Poyer, Jordan 49 Yd Int (Romaine, Trevor Kick)	24	42

TEAM STAT COMPARISON

	BYU	OSU
1st Downs	24	23
Passing 1st Downs	15	12
Rushing 1st Downs	8	8
1st Downs from Penalties	1	3
3rd Down Efficiency	8-18	2-11
4th Down Efficiency	3-3	2-2
Total Yards	386	450
Passing	305	332
Comp-Att-Int	28-51-3	20-32-0
Average per attempt	6.0	10.4
Average per completion	10.9	16.6
Rushing	81	118
Rush Attempts	33	28
Yards per attempt	2.5	4.2
Red Zone (Made-Att)	4-4	4-5
Penalties	6-60	8-60
Turnovers	3	0
Fumbles lost	0	0
Interceptions Thrown	3	0
Defensive / Sp Teams TDs	0	1
Possession	31:14	28:46
Sacks	2-6	4-27
PAT Kicks	3-3	6-6
Field Goals	1-1	0-0

Nelson went to work on the next possession finding Mahina on 3rd and 10 to move the chains 22 yards. On the next play, Nelson connected with Richard Wilson for a pickup of 19 yards. Williams finished off the nine-play drive with a two-yard touchdown run to move the score to 21-21 with 2:50 remaining in the third quarter.

Oregon State's Brandin Cooks grabbed a pass and took off for 59 yards to set the Beavers up at BYU's 5. Van Noy got a hand on the pass but Oregon State caught the ball in the end zone to go back up 28-21 with 14:48 on the clock.

Justin Sorensen added a field goal from 35-yards out to close the gap to 28-24 with under nine minutes to play.

After picking up a 30-yard rush, the Beavers ran into the end zone from 12 yards out to move ahead 35-24 with 5:30 left in the game. Oregon State quickly posted another score after returning an interception to extend its lead for a final score of 42-24.

BYU Top Passing

	C-Att-Int	Yds	Y/A	Lng	TD	Sack	Effic
Riley Nelson	28-51-3	305	6.0	31	1	4	99.84

BYU Top Rushers

	No	Gain	Loss	Net	Avg	Lng	TD
Jamaal Williams	15	37	1	36	2.4	8	2
Riley Nelson	13	62	33	29	2.2	16	0

BYU Top Receivers

	No	Yds	Avg	Lng	TD
Cody Hoffman	10	102	10.2	22	0
Jamaal Williams	4	76	19.0	31	0
David Foote	3	29	9.7	15	0

BYU Top Defensive Marks

	Tot	Solo	Sacks	TFL/Y	PBU	FF	QBH
Brandon Ogletree	8	3	0.0	0	0	0	0
Romney Fuga	6	2	1.0	1/2	1	0	0
Ezekiel Ansah	3	1	0.0	0.5/1	1	0	2

No. 5 NOTRE DAME

10.20.12 SOUTH BEND, IND. (NBC) ATT: 80,795

BYU rallied in the second quarter for two touchdowns to lead into halftime but was unable to hang on late to No. 5 Notre Dame in the fourth to fall 17-14 at Notre Dame Stadium.

The Fighting Irish kicked off its game-winning drive in the fourth quarter with a 31-yard gain through the air before Theo Riddick pushed through the line for 19 yards to move the ball to BYU's five. On third down, Notre Dame scored with a go-ahead touchdown from two yards out to take a 17-14 lead and secure the win with 12:52 in the fourth quarter.

After the Cougars led 14-7 at the half, Notre Dame's Riddick gave the Fighting Irish momentum late in the third quarter breaking out of the pile for a 55-yard gain to set up 1st and goal. The Cougar defense once again shined in the red zone holding the Fighting Irish to just one yard on their three rush attempts. Notre Dame's 24-yard field goal slipped in to close the gap to 14-10 with 2:25 remaining in the third.

After going 17 quarters without giving up an offensive touchdown, the Notre Dame defense gave up two to BYU in the second quarter.

Nelson opened BYU's initial drive with a 20-yard pass to Hoffman to get the offense rolling but Manti Te'o interrupted the drive picking off a tipped ball.

Notre Dame had big pickups of 29 yards and 20 yards to move down field on a 5-play 64-yard drive capped off by a 4-yard touchdown pass. The score put the Fighting Irish in the lead 7-0 with 1:30 left in the first.

Williams hurt the Fighting Irish on his feet with five runs including a 21-yard takeoff on BYU's 8-play, 56-yard scoring drive that tied the contest 7-7 with 8:25 left before the break. Nelson found a wide-open Hoffman in the back of the endzone from six yards out for the score, ending a streak of four straight games the Notre Dame defense had not allowed a touchdown.

Ezekiel Ansah got a piece of a Notre Dame pass before Kyle Van Noy grabbed it for his first interception of the season. The Cougar offense capitalized on the turnover with a quick 4-play scoring drive that ended with a 2-yard touchdown toss to Kaneakua Friel to put BYU on top 14-7 with 6:07 on the clock.

Notre Dame moved to BYU's 14 for another shot in the red zone but the Cougar defense held firm and the Fighting Irish missed the 28-yard field goal with 2:30 left in the half.

Nelson hit Hoffman for two 19-yard passes, one coming on 3rd and 12, to set up a 46-yard field goal but the Cougars were unable to convert to keep the score 14-7 in favor of BYU with 6:31 in the third quarter.

BYU	0	14	0	0	14
ND	7	0	3	7	17

Scoring Summary

FIRST QUARTER				BYU	ND
ND	TD	01:30	EIFERT 4 Yd Pass From REES (BRINDZA Kick)	0	7
SECOND QUARTER				BYU	ND
BYU	TD	08:25	Cody Hoffman 6 Yd Pass From Riley Nelson (Justin Sorensen Kick)	7	7
BYU	TD	06:07	Kaneakua Friel 2 Yd Pass From Riley Nelson (Justin Sorensen Kick)	14	7
THIRD QUARTER				BYU	ND
ND	FG	02:25	BRINDZA 24 Yd	14	10
FOURTH QUARTER				BYU	ND
ND	TD	12:52	ATKINSON, G. 2 Yd Rush (BRINDZA Kick)	14	17

TEAM STAT COMPARISON

	BYU	ND
1st Downs	17	16
Passing 1st Downs	8	4
Rushing 1st Downs	6	12
1st Downs from Penalties	3	0
3rd Down Efficiency	6-13	6-14
4th Down Efficiency	0-0	0-0
Total Yards	243	389
Passing	177	119
Comp-Att-Int	23-36-2	8-17-1
Average per attempt	4.9	7.0
Average per completion	7.7	14.9
Rushing	66	270
Rush Attempts	25	43
Yards per attempt	2.6	6.3
Red Zone (Made-Att)	2-3	3-5
Penalties	4-35	5-51
Turnovers	2	1
Fumbles lost	0	0
Interceptions Thrown	2	1
Defensive / Sp Teams TDs	0	0
Possession	29:19	30:41
Sacks	1-8	4-36
PAT Kicks	2-2	2-2
Field Goals	0-1	1-3

BYU Top Passing							
	C-Att-Int	Yds	Y/A	Lng	TD	Sack	Effic
Riley Nelson	23-36-2	177	4.9	20	2	4	112.41

BYU Top Rushers							
	No	Gain	Loss	Net	Avg	Lng	TD
Jamaal Williams	14	68	4	64	4.6	21	0
Iona Pritchard	3	9	0	9	3.0	5	0
Riley Nelson	8	29	36	-7	-0.9	13	0

BYU Top Receivers					
	No	Yds	Avg	Lng	TD
Cody Hoffman	8	86	10.8	20	1
Jamaal Williams	7	42	6.0	11	0
Ross Apo	3	25	8.3	10	0

BYU Top Defensive Marks							
	Tot	Solo	Sacks	TFL/Y	PBU	FF	QBH
Daniel Sorensen	10	4	0.0	0	0	0	0
Brandon Ogletree	7	3	0.0	2/2	0	0	0
Preston Hadley	6	3	0.0	1/4	0	0	0



GAME 9

GEORGIA TECH

10.27.12 ATLANTA, GEORGIA (FOX SPORTS NETWORK) ATT: 50,103

BYU 7 17 7 10 41
GT 7 7 3 0 17

True freshman Jamaal Williams led BYU with four touchdowns in its 41-17 win over Georgia Tech Saturday at Boddy Dodd Stadium.

After an early 7-7 tie, BYU running back Williams scored in the opening seconds of the second quarter and the Cougars never looked back in the Yellow Jackets' homecoming game.

Scoring Summary

FIRST QUARTER					BYU	GT
BYU	TD	09:36	Jamaal Williams 6 Yd Rush (Justin Sorensen Kick)		7	0
GT	TD	06:06	Johnson, I. 22 Yd Int (Moore, Ju. Kick)		7	7
SECOND QUARTER					BYU	GT
BYU	TD	14:56	Jamaal Williams 1 Yd Rush (Sorensen Kick)		14	7
BYU	TD	04:46	Riley Nelson 10 Yd Rush (Sorensen Kick)		21	7
GT	TD	04:31	Golden, J. 97 Yd Ko (Moore, Ju. Kick)		21	14
BYU	FG	00:30	Justin Sorensen 26 Yd		24	14
THIRD QUARTER					BYU	GT
BYU	TD	03:43	Jamaal Williams 1 Yd Rush (Sorensen Kick)		31	14
BYU	FG	00:21	Moore, Ju. 20 Yd		31	17
FOURTH QUARTER					BYU	GT
BYU	TD	14:50	Jamaal Williams 39 Yd Pass From Riley Nelson (Justin Sorensen Kick)		38	17
BYU	FG	06:59	Justin Sorensen 26 Yd		41	17

BYU's defense was the other half of the story, completely shutting down the Ramblin' Wreck offense. The Cougar defense held Georgia Tech to season lows in total yards (157), rushing yards (117), passing yards (40) and total points (17). BYU's defense did not allow Georgia Tech to convert a third down, holding them 0 for 10 for the game. Fourteen of the Yellow Jackets' points came in the form of a pick-six and a special teams touchdown, resulting in BYU's fifth game of the season where the defense does not allow a touchdown.

BYU's offense got moving early with a 44-yard kickoff return by Falslev to the BYU 45. Nelson connected on five of six passes on the scoring drive, including completions of nine yards and 15 yards to Hoffman to help move the Cougars to Georgia Tech's 6-yard line. Facing 4th and 1, Williams ran in for the touchdown for a 7-0 BYU lead with 9:36 left in the first quarter.

Despite back-to-back three-and-outs for the Georgia Tech offense, its defense picked off Nelson for a 23-yard touchdown to tie the contest, 7-7, with 6:06 on the clock.

Ross Apo hauled in a 43-yard toss from Nelson to set up a four-play scoring drive to move BYU back in the lead, 14-7, just four seconds into the second quarter.

A blocked punt by Van Noy set up a short field for BYU where Nelson weaved his way through traffic for a 10-yard score, his first rushing touchdown of the year, to extend the Cougar lead to 21-7 with 4:46 remaining in the second quarter. Georgia Tech answered on the next play with a 97-yard kickoff return to move the score to 21-14.

TEAM STAT COMPARISON

	BYU	GT
1st Downs	22	12
Passing 1st Downs	11	3
Rushing 1st Downs	11	6
1st Downs from Penalties	0	3
3rd Down Efficiency	9-16	0-10
4th Down Efficiency	1-1	1-1
Total Yards	411	157
Passing	228	40
Comp-Att-Int	20-29-1	4-12-1
Average per attempt	7.9	3.3
Average per completion	11.4	10.0
Rushing	183	117
Rush Attempts	46	35
Yards per attempt	4.0	3.3
Red Zone (Made-Att)	6-7	1-2
Penalties	7-67	2-16
Turnovers	1	1
Fumbles lost	0	0
Interceptions Thrown	1	1
Defensive / Sp Teams TDs	0	2
Possession	38:59	21:01
Sacks	1-6	1-5
PAT Kicks	5-5	2-2
Field Goals	2-3	1-2

With Ansah putting pressure on Georgia Tech, Sorensen grabbed his second interception of the season to set the offense up on Georgia Tech's 2-yard line. Williams marched in for another touchdown to pad BYU's lead, 31-14, with 3:43 left to play in the third quarter.

Aided by three BYU penalties, the Yellow Jackets scored off a 20-yard field goal with 21 seconds remaining in the third quarter, 31-17.

Falslev sparked another touchdown drive with a 43-yard kickoff return. Three plays later, Williams caught a shuttle pass and took off down the sideline to score a 39-yard touchdown, his fourth of the game, to push the score to 38-17 with 14:50 on the clock. Sorensen added another field goal from 26 yards out for the final score, 41-17..

BYU Top Passing

	C-Att-Int	Yds	Y/A	Lng	TD	Sack	Effic
Riley Nelson	19-28-1	204	7.3	43	1	1	133.70
James Lark	1-1-0	24	24.0	24	0	0	301.60

BYU Top Rushers

	No	Gain	Loss	Net	Avg	Lng	TD
Jamaal Williams	28	108	1	107	3.8	10	3
JD Falslev	3	32	0	32	10.7	23	0
Paul Lasike	4	18	0	18	4.5	8	0

BYU Top Receivers

	No	Yds	Avg	Lng	TD
Cody Hoffman	7	69	9.9	16	0
Ross Apo	3	55	18.3	43	0
Jamaal Williams	3	54	18.0	39	1

BYU Top Defensive Marks

	Tot	Solo	Sacks	TFL/Y	PBU	FF	QBH
Ezekiel Ansah	8	5	1.0	1/6	0	0	0
Brandon Ogletree	8	5	0.0	1/3	0	0	0
Uona Kaveinga	4	4	0.0	2/5	0	0	0

GAME 10

IDAHO

11.10.12 PROVO, UTAH (ESPNU) ATT: 61,009

Senior Riley Nelson threw for 236 yards and three touchdowns to lead the Cougars to a 52-13 win over Idaho on senior night at LaVell Edwards Stadium.

The Cougars recognized the 23 seniors on the roster for senior night before the game.

After a missed field goal by Idaho on its opening drive, BYU faced a fourth and one from its 45-yard line, and Williams ran for 49 yards to set the Cougars up on the six-yard line. On the next play, Nelson connected with Hoffman for the touchdown to give BYU an early 7-0 lead.

On BYU's next possession, Nelson ran a bootleg left and found Ross Apo deep on a post route down the middle of the field for a 53-yard completion, the longest pass play of the year. Williams scored on a nine-yard run to make it 14-0 with 7:50 to go in the first quarter.

Nelson continued to lead the offense on its third-consecutive scoring drive, connecting on long passes to Hoffman and Skyler Ridley for 19 and 17 yards, respectively. Williams, No. 21, matched his number to the score with his second touchdown of the game, giving BYU a 21-0 lead with over four minutes left in the first quarter.

Idaho wasn't going to go away just yet and responded by putting together a seven-play, 55-yard drive that led to a touchdown. Quarterback Logan Bushnell found wideout Mike Scott deep in the middle of the field for a 33-yard touchdown to cap the drive. Bushnell threw for 48 yards on the drive.

Ray Guy Award semifinalist, punter Riley Stephenson pinned the Vandals deep in their own territory on the nine-yard line. On the first play of the drive, the Idaho center snapped the ball over the head of quarterback Bushnell and linebacker Spencer Hadley recovered the fumble and scooted three yards into the end zone for a touchdown to increase the lead to 28-7.

After a failed fake punt on the Vandals' first possession of the second quarter, the Cougars got the ball back on the Idaho 33-yard line. Moving the ball behind a completion to Hoffman and a run by Williams, Nelson found Hoffman in the back of the end zone for a juggling, six-yard touchdown to bring the score to 35-7. It was the second time that the pair hooked up for a six-yard score for the game.

Hoffman hauled in another score from four yards out on the next possession to give BYU a 42-7 lead with 6:49 to go in the half.

BYU 28 14 0 10 **52**
ID 7 0 3 3 **13**

Scoring Summary

FIRST QUARTER				BYU	ID
BYU	TD	09:25	Cody Hoffman 6 Yd Pass From Riley Nelson (Justin Sorensen Kick)	7	0
BYU	TD	07:50	Jamaal Williams 9 Yd Rush (Justin Sorensen Kick)	14	0
BYU	TD	04:08	Jamaal Williams 10 Yd Rush (Justin Sorensen Kick)	21	0
ID	TD	01:47	Mike Scott 33 Yd Pass From Logan Bushnell (Trey Farquhar Kick)	21	7
BYU	TD	00:04	Spencer Hadley 2 Yd Fumb (Justin Sorensen Kick)	28	7
SECOND QUARTER				BYU	ID
BYU	TD	11:04	Cody Hoffman 6 Yd Pass From Riley Nelson (Justin Sorensen Kick)	35	7
BYU	TD	06:49	Cody Hoffman 4 Yd Pass From Nelson (Sorensen Kick)	42	7
THIRD QUARTER				BYU	ID
ID	FG	08:28	Trey Farquhar 39 Yd	42	10
BYU	TD	12:00	Cody Raymond 2 Yd Pass From James Lark (Justin Sorensen Kick)	49	10
BYU	FG	01:50	Justin Sorensen 31 Yd	52	10
FOURTH QUARTER				BYU	ID
ID	FG	00:00	Trey Farquhar 35 Yd	52	13

TEAM STAT COMPARISON

	BYU	ID
1st Downs	29	15
Passing 1st Downs	12	10
Rushing 1st Downs	14	4
1st Downs from Penalties	3	1
3rd Down Efficiency	8-17	2-12
4th Down Efficiency	3-5	0-1
Total Yards	537	273
Passing	285	212
Comp-Att-Int	25-42-0	20-38-2
Average per attempt	6.8	5.6
Average per completion	11.4	10.6
Rushing	252	61
Rush Attempts	45	23
Yards per attempt	5.6	2.7
Red Zone (Made-Att)	7-10	1-1
Penalties	4-20	5-52
Turnovers	2	5
Fumbles lost	2	3
Interceptions Thrown	0	2
Defensive / Sp Teams TDs	1	0
Possession	35:42	24:18
Sacks	0-0	0-0
PAT Kicks	7-7	1-1
Field Goals	1-2	2-3

BYU Top Passing							
	C-Att-Int	Yds	Y/A	Lng	TD	Sack	Effic
Riley Nelson	19-31-0	236	7.6	53	3	0	157.17
James Lark	6-11-0	49	4.5	17	1	0	121.96

BYU Top Rushers							
	No	Gain	Loss	Net	Avg	Lng	TD
Jamaal Williams	10	104	0	104	10.4	49	2
Riley Nelson	7	52	3	49	7.0	19	0
Paul Lasike	12	44	0	44	3.7	9	0

BYU Top Receivers					
	No	Yds	Avg	Lng	TD
Cody Hoffman	9	108	12.0	26	3
Ross Apo	4	70	17.5	53	0
Skyler Ridley	4	53	13.3	17	0

BYU Top Defensive Marks							
	Tot	Solo	Sacks	TFL/Y	PBU	FF	QBH
Craig Bills	6	4	0.0	0	2	1	0
Ezekiel Ansah	3	3	0.0	1/2	2	0	1
Uani ' Unga	5	4	0.0	0	0	1	0



GAME 11

SAN JOSE STATE

11.17.12 SAN JOSE, CALIF. (ESPN2) ATT: 15,494

BYU 7 0 0 7 14
 SJSU 13 7 0 0 20

A late fourth quarter surge wasn't enough as the BYU football team came up short in a 20-14 loss to San Jose State at Spartan Stadium.

Down 20-7 with 2:36 left to play in the game, senior quarterback Riley Nelson scrambled to keep the play alive and hit David Foote for a 20-yard touchdown to cut into the Spartans' lead, 20-14.

Justin Sorensen logged an inside kick that hit the back of a Spartan and ended in Cody Hoffman's hands to give the ball back to BYU. Hoffman continued to make plays with a 17-yard sideline reception to convert on 4th and 8.

On San Jose State's 21-yard line with 1:20 on the clock, the Spartans sacked Nelson, causing a fumble that ended the Cougars comeback attempt.

The Spartans controlled the first half, scoring on their first three possessions but would not go on to score again. The Cougars' defense dominated the second half, holding San Jose State to just 69 total yards.

The Spartans struck early with a 51-yard touchdown pass to take an early 6-0 lead just one minute into the game. Russell Tialavea blocked the PAT attempt, his third blocked kick of the season.

The Cougars wasted no time as Williams ran into the endzone from 16 yards out on their first possession. The nine play, 78-yard scoring drive put BYU on top 7-6 lead with 9:26 remaining in the first quarter.

Scoring Summary

FIRST QUARTER				BYU	SJSU
SJSU	TD	13:45	Grigsby, Noel 51 Yd Pass From Fales, David (Kick blocked)	0	6
BYU	TD	09:26	Jamaal Williams 16 Yd Rush (Justin Sorensen Kick)	7	6
SJSU	TD	05:04	Jones, Chandler 8 Yd Pass From Fales, David (Lopez, Austin Kick)	7	13
SECOND QUARTER				BYU	SJSU
SJSU	TD	13:23	Grigsby, Noel 18 Yd Pass From Fales, David (Lopez, Austin Kick)	7	20
FOURTH QUARTER				BYU	SJSU
BYU	TD	02:36	David Foote 20 Yd Pass From Riley Nelson (Justin Sorensen Kick)	14	20

TEAM STAT COMPARISON

	BYU	SJSU
1st Downs	24	17
Passing 1st Downs	19	15
Rushing 1st Downs	4	2
1st Downs from Penalties	1	0
3rd Down Efficiency	6-18	8-16
4th Down Efficiency	3-5	0-0
Total Yards	422	364
Passing	335	305
Comp-Att-Int	28-51-1	25-34-1
Average per attempt	6.6	9.0
Average per completion	12.0	12.2
Rushing	87	59
Rush Attempts	33	32
Yards per attempt	2.6	1.8
Red Zone (Made-Att)	2-3	2-2
Penalties	4-30	5-52
Turnovers	3	1
Fumbles lost	2	0
Interceptions Thrown	1	1
Defensive / Sp Teams TDs	0	0
Possession	28:03	31:57
Sacks	2-10	4-26
PAT Kicks	2-2	2-3
Field Goals	0-0	0-0

Two 25-yard passes aided a San Jose State touchdown drive to flip the score back in its favor, 13-7, off an eight-yard pass with five minutes to play in the quarter.

Spartan quarterback David Fales then scored for the third time through the air to start the second quarter. The 18-yard touchdown pass extended San Jose State's lead to 20-7.

Riley Stephenson gave the BYU defense an edge, pinning the Spartans at the three-yard line with a 60-yard punt. The momentum continued for the Cougars as Sorensen pulled down his third interception of the season to keep San Jose State out of the end zone before heading into halftime.

In the third quarter, Nelson hit Hoffman and JD Falslev on back-to-back sideline passes for gains of 12 yards and 19 yards, respectively, to move down field but a San Jose State sack on Nelson turned the ball over and ended the drive.

A Spartan interception cut another BYU drive short in the fourth quarter before San Jose State held on for the final 20-14 score.

BYU Top Passing

	C-Att-Int	Yds	Y/A	Lng	TD	Sack	Effic
Riley Nelson	28-51-1	335	6.6	26	1	4	112.63

BYU Top Rushers

	No	Gain	Loss	Net	Avg	Lng	TD
Jamaal Williams	15	65	3	62	4.1	16	1
Riley Nelson	14	43	32	11	0.8	8	0
JD Falslev	3	11	0	11	3.7	4	0

BYU Top Receivers

	No	Yds	Avg	Lng	TD
Cody Hoffman	13	155	11.9	26	0
Jamaal Williams	3	50	16.7	20	0
JD Falslev	3	43	14.3	19	0

BYU Top Defensive Marks

	Tot	Solo	Sacks	TFL/Y	PBU	FF	QBH
Craig Bills	10	5	0.0	0	0	0	0
Daniel Sorensen	8	6	0.0	1/1	0	0	0
Kyle Van Noy	7	6	1.0	3/13	0	1	0

NEW MEXICO STATE

11.24.12 LAS CRUCES, N.M. (ESPN3) ATT: 12,571

Junior Cody Hoffman grabbed a BYU-record five touchdown receptions and senior James Lark tossed six touchdown passes in his first career start to help power BYU over New Mexico State, 50-14 at Aggie Memorial Stadium.

Senior quarterback James Lark completed 34 of 50 pass attempts for 384 yards and six touchdowns in his first career start. Lark's 384 yards are the most by a BYU quarterback in their first career start. He is the 10th BYU signal-caller to toss at least six touchdown passes in a game.

Freshman running back Jamaal Williams led the ground-attack with 62 yards on 19 carries to become the all-time rushing yardage leader for a BYU true freshman with 744 yards this season.

After the Aggies struck first just two minutes into the second quarter, Lark hit Hoffman for a five-yard touchdown pass to put points on the board for the Cougars with 7:30 left in the second quarter. Justin Sorensen hit the left upright for his first missed PAT in his career to leave BYU behind 7-6.

The score sparked the Cougars as the defense went to work forcing a three-and-out followed by a 42-yard punt return by JD Falslev to give the ball to BYU at the NMSU 36.

A direct snap to Williams on 4th and 1 resulted in a conversion and pickup of 17 yards. Falslev capped off the drive he started, hauling in a touchdown from four yards out to take advantage of the short field. The score pushed the Cougars ahead 13-7 with 2:44 remaining until the break.

On BYU's next possession, Lark picked up nine yards on the ground to bring up first and goal with 41 seconds to play. Hoffman pulled down his second score of the half to take a 20-7 lead into halftime.

With 9:32 left to play in the third quarter, New Mexico State heaved a 67-yard touchdown pass down field with a juggling catch to close the gap, 23-14.

Riley Stephenson pinned the Aggies on the two-yard line on a 58-yard punt to give the BYU defense an edge. A three-and-out put the Cougar offense back on the field where Hoffman hurdled a defender and went 31 yards for a touchdown to put BYU on top 30-14 with just under four minutes left in the third.

Hoffman hauled in another two touchdowns in the fourth quarter, a six-yard grab and a career-best 64-yard catch-and-run for a score, to move the Cougars in front 43-14 after another missed PAT.

Senior fullback Zed Mendenhall pushed up the middle for another BYU score to wrap up the game 50-14.

BYU	0	20	10	20	50
NMSU	0	7	7	0	14

Scoring Summary					
SECOND QUARTER				BYU	NMSU
NMSU	TD	12:55	Scoggins, P 8 Yd Pass From Manley, Andrew (Johnson, M. Kick)		0 7
BYU	TD	07:30	Cody Hoffman 5 Yd Pass From James Lark		6 7
BYU	TD	02:44	JD Falslev 4 Yd Pass From James Lark (Justin Sorensen Kick)		13 7
BYU	TD	00:34	Cody Hoffman 2 Yd Pass From James Lark (Justin Sorensen Kick)		20 7
THIRD QUARTER				BYU	NMSU
BYU	FG	11:05	Justin Sorensen 31 Yd		23 7
NMSU	TD	09:32	Bateman, K. 67 Yd Pass From Manley, Andrew (Johnson, M. Kick)		23 14
BYU	TD	03:52	Cody Hoffman 31 Yd Pass From James Lark (Justin Sorensen Kick)		30 14
FOURTH QUARTER				BYU	NMSU
BYU	TD	12:35	Cody Hoffman 6 Yd Pass From James Lark		36 14
BYU	TD	09:09	Cody Hoffman 64 Yd Pass From James Lark (Justin Sorensen Kick)		43 14
BYU	TD	03:36	Zed Mendenhall 1 Yd Rush (Justin Sorensen Kick)		50 14

TEAM STAT COMPARISON		
	BYU	NMSU
1st Downs	29	10
Passing 1st Downs	17	5
Rushing 1st Downs	10	4
1st Downs from Penalties	2	1
3rd Down Efficiency	9-16	4-13
4th Down Efficiency	3-3	0-0
Total Yards	520	187
Passing	384	158
Comp-Att-Int	34-50-0	13-24-0
Average per attempt	7.7	6.6
Average per completion	11.3	12.2
Rushing	136	29
Rush Attempts	35	27
Yards per attempt	3.9	1.1
Red Zone (Made-Att)	6-7	1-1
Penalties	4-25	6-45
Turnovers	0	0
Fumbles lost	0	0
Interceptions Thrown	0	0
Defensive / Sp Teams TDs	0	0
Possession	34:32	25:28
Sacks	5-44	1-8
PAT Kicks	5-7	2-2
Field Goals	1-2	0-0

BYU Top Passing							
	C-Att-Int	Yds	Y/A	Lng	TD	Sack	Effic
James Lark	34-50-0	384	7.7	64	6	1	172.11

BYU Top Rushers							
	No	Gain	Loss	Net	Avg	Lng	TD
Jamaal Williams	19	70	8	62	3.3	17	0
David Foote	4	52	0	52	13.0	28	0
Paul Lasike	3	20	0	20	6.7	11	0

BYU Top Receivers					
	No	Yds	Avg	Lng	TD
Cody Hoffman	12	182	15.2	64	5
JD Falslev	9	68	7.6	16	1
Skyler Ridley	5	46	9.2	14	0

BYU Top Defensive Marks							
	Tot	Solo	Sacks	TFL/Y	PBU	FF	QBH
Brandon Ogletree	10	1	0.0	1.5/2	0	0	0
Kyle Van Noy	5	4	3.0	3/28	0	0	0
Bronson Kaufusi	5	2	1.5	2/13	0	0	0



GAME 13

SAN DIEGO STATE

12.20.12 SAN DIEGO, CALIF. (ESPN) ATT: 35,442



BYU	0	3	0	20	23
SDSU	3	3	0	0	6

Scoring Summary

FIRST QUARTER				BYU	SDSU
SDSU	FG	08:31	MARDEN, Chance 27 Yd	0	3
SECOND QUARTER				BYU	SDSU
SDSU	FG	10:46	MARDEN, Chance 23 Yd	0	6
BYU	FG	00:00	Justin Sorensen 23 Yd	3	6
FOURTH QUARTER				BYU	SDSU
BYU	TD	12:32	Kyle Van Noy 0 Yd Fumb (Justin Sorensen Kick)	10	6
BYU	TD	12:15	Jamaal Williams 14 Yd Rush	16	6
BYU	TD	06:09	Kyle Van Noy 17 Yd Int (Justin Sorensen Kick)	23	6



TEAM STAT COMPARISON

	BYU	SDSU
1st Downs	17	13
Passing 1st Downs	14	7
Rushing 1st Downs	3	5
1st Downs from Penalties	0	1
3rd Down Efficiency	10-19	2-15
4th Down Efficiency	0-0	2-3
Total Yards	296	263
Passing	244	144
Comp-Att-Int	23-44-3	12-29-3
Average per attempt	5.5	5.0
Average per completion	10.6	12.0
Rushing	52	119
Rush Attempts	30	39
Yards per attempt	1.7	3.1
Red Zone (Made-Att)	2-4	2-2
Penalties	3-13	5-45
Turnovers	3	5
Fumbles lost	0	2
Interceptions Thrown	3	3
Defensive / Sp Teams TDs	2	0
Possession	29:04	30:56
Sacks	3-11	2-18
PAT Kicks	2-3	0-0
Field Goals	1-1	2-2

Linebacker Kyle Van Noy scored two touchdowns on defense in the fourth quarter, one with the team trailing 6-3 and led the BYU football team to a 23-6 win over San Diego State in the San Diego County Credit Union Poinsettia Bowl at Qualcomm Stadium.

The win extended the Cougars' bowl win streak to four to build on their current school record.

"My congratulations to San Diego State on a really, really good football team and a good year," BYU head coach Bronco Mendenhall said. "And to our team, another bowl game which is eight in a row now, winning six of the eight. The expectation at BYU is that we play in postseason games every year and that we win. That can only happen with great young men, which I'm surrounded by and the credit goes to them."

BYU (8-5) forced four turnovers in the fourth quarter and out-scored San Diego State (9-4) 20-0 to overcome a 6-3 deficit.

After the Aztecs intercepted James Lark on 3rd and goal, the No. 3 total defense turned the tables on the next play and ignited BYU as Van Noy sacked San Diego State's Adam Dingwell to cause a fumble, falling on it for the first touchdown of the game to put the Cougars on top 10-6 with 12:32 remaining in the fourth quarter.

On the next possession, BYU's defense continued to make plays with Jordan Johnson recovering another San Diego State fumble.



The Cougars took advantage of the momentum as Williams marched into the end zone from 14 yards out for the only offensive touchdown. A missed PAT attempt moved BYU in front 16-6 with 12:15 left to play.

The Van Noy show continued with a pick-six to finalize the score, 23-6, late in the fourth quarter. Van Noy was named the defensive MVP after finishing the night with two touchdowns, a forced fumble and fumble recovery, one interception, a blocked punt, 3.5 tackles for loss, 1.5 sacks and eight total tackles.

Senior Brandon Ogletree led the Cougars in tackles with 10 and added two tackles for loss. All-American Riley Stephenson helped flip the field for BYU with four punts inside the 5-yard line.

Junior wide receiver Cody Hoffman grabbed 10 passes for 114 yards to earn offensive MVP.

Senior quarterback James Lark finished the night completing 23 of 42 attempts for 244 yards and two interceptions.

Following the game, assistant head coach Lance Reynolds announced to the team he would be stepping aside from coaching at BYU after 31 years with the team. The team honored him with a standing ovation in the locker room.

In his last game for BYU, Ezekiel Ansah stopped the Aztecs on their opening drive with his first career interception after Spencer Hadley tipped the ball at the Cougars' 31-yard line.

San Diego State struck first with a 27-yard field goal for a 3-0 lead with 8:31 on the clock in the first quarter. Five minutes into the second quarter, the Aztecs scored another field goal after the Cougar defense held San Diego State on first and goal. The 23-yard score moved the Aztecs in front 6-0.

Lark hit Devin Mahina over the middle for a 38-yard reception to help put BYU on the board. The drive ended with a 23-yard field goal from Justin Sorensen to enter halftime down 6-3.

After a scoreless third quarter, the Cougars exploded in the fourth quarter and went on to score three times in the fourth quarter to finish the season with a 23-6 win.

"I'm happy with our seniors," Mendenhall said. "They showed heart and epitomized what BYU football is all about. They try as hard as they can, every game, win lose or draw. I'm surrounded by great company here, each has a unique story, what they have done here and what they have accomplished while they have been at BYU."

BYU Top Passing							
	C-Att-Int	Yds	Y/A	Lng	TD	Sack	Effic
James Lark	23-42-2	244	5.8	38	0	2	94.04
Riley Nelson	0-2-1	0	0.0	0	0	0	-100.00

BYU Top Rushers							
	No	Gain	Loss	Net	Avg	Lng	TD
Jamaal Williams	15	37	6	31	2.1	14	1
Riley Nelson	1	13	0	13	13.0	13	0
David Foote	3	8	0	8	2.7	3	0

BYU Top Receivers					
	No	Yds	Avg	Lng	TD
Cody Hoffman	10	114	11.4	30	0
JD Falslev	4	23	5.8	9	0
Jamaal Williams	2	27	13.5	20	0

BYU Top Defensive Marks							
	Tot	Solo	Sacks	TFL/Y	PBU	FF	QBH
Brandon Ogletree	10	7	0.0	2/3	0	0	0
Kyle Van Noy	8	5	1.5	3.5/10	0	1	0
Uona Kaveinga	7	4	0.0	0.5/1	0	0	0



2012 All-INDEPENDENT TEAMS

FBS ALL-INDEPENDENT TEAM OFFENSE

QB	Everett Golson	Notre Dame
RB	Raymond Maples	Army
RB	Theo Riddick	Notre Dame
WR	Cody Hoffman	BYU
WR	TJ Jones	Notre Dame
TE	Tyler Eifert	Notre Dame
OL	Braxton Cave	Notre Dame
OL	Chris Watt	Notre Dame
OL	Braden Brown	BYU
OL	Frank Allen	Army
OL	Zack Martin	Notre Dame

DEFENSE

DL	Stephon Tuitt	Notre Dame
DL	Louis Nix	Notre Dame
DL	Ezekiel Ansah	BYU
LB	Manti Te'o	Notre Dame
LB	Nate Combs	Army
LB	Kyle Van Noy	BYU
LB	Keegan Wetzel	Navy
DB	Bennett Jackson	Notre Dame
DB	Zeke Motta	Notre Dame
DB	Tra'ves Bush	Navy
DB	Jordan Johnson	BYU

SPECIAL TEAMS

K	Kyle Brindza	Notre Dame
P	Riley Stephenson	BYU
R	JD Falslev	BYU

FBS ALL-INDEPENDENT HONORABLE MENTION (BYU SELECTIONS)

DB Preston Hadley (Sr.), OL Braden Hansen (Sr.), LB Brandon Ogletree (Sr.), DB Daniel Sorensen (Jr.), RB Jamaal Williams (Fr.)

Offensive Player of the Year

TE Tyler Eifert, Notre Dame

Defensive Player of the Year

LB Manti Te'o, Notre Dame

Special Teams Players of the Year

P Riley Stephenson, BYU

Freshman of the Year

QB Keenan Reynolds, Navy

PHIL STEELE ALL-INDEPENDENT FIRST TEAM OFFENSE

QB	Everett Golson	Notre Dame
RB	Raymond Maples	Army
RB	Theo Riddick	Notre Dame
WR	DaVaris Daniels	Notre Dame
WR	Cody Hoffman	BYU
WR	TJ Jones	Notre Dame
TE	Tyler Eifert	Notre Dame
OL	Braxton Cave	Notre Dame
OL	Chris Watt	Notre Dame
OL	Braden Hansen	BYU
OL	Frank Allen	Army
OL	Zack Martin	Notre Dame

DEFENSE

DL	Stephon Tuitt	Notre Dame
DL	Louis Nix	Notre Dame
DL	Ezekiel Ansah	BYU
LB	Manti Te'o	Notre Dame
LB	Geoffrey Bacon	Army
LB	Kyle Van Noy	BYU
LB	Brandon Ogletree	BYU
DB	Bennett Jackson	Notre Dame
DB	Zeke Motta	Notre Dame
DB	Daniel Sorensen	BYU
DB	Jordan Johnson	BYU

SPECIAL TEAMS

K	Kyle Brindza	Notre Dame
P	Riley Stephenson	BYU
KR	Marcus Thomas	Navy
PR	JD Falslev	BYU

PHIL STEELE ALL-INDEPENDENT SECOND TEAM

OFFENSE

QB	Keenan Reynolds	Navy
(QB)	Trent Steelman	Army
RB	Jamaal Williams	BYU
(RB)	Cierre Wood	Notre Dame
WR	Brandon Turner	Navy
WR	Ross Apo	BYU
TE	Kaneakua Friel	BYU
OL	Steve Shumaker	Army
OL	Mike Golic	Notre Dame
OL	Michael Kime	Army
OL	Braden Brown	BYU
OL	Josh Cabral	Navy

DEFENSE

DL	Kapron Lewis-Moore	Notre Dame
DL	Robert Kough	Army
DL	Romney Fuga	BYU
LB	Prince Shembo	Notre Dame
LB	Nate Combs	Army
LB	Matt Warrick	Navy
LB	Keegan Wetzel	Navy
DB	Preston Hadley	BYU
DB	KeiVarae Russell	Notre Dame
DB	Tra'ves Busg	Navy
DB	Alex Meier	Army

SPECIAL TEAMS

K	Nick Sloan	Navy
P	Pablo Beltran	Navy
KR	Stephen Fraser	Army
PR	Shawn Lynch	Navy



*To view BYU's past All-Conference/Independent honorees turn to pages 124-125



2012 STATISTICAL COMPARISONS

CATEGORY	BYU	INDY	NCAA
Scoring Off.	28.7	1st	T-65th
Scoring Def.	14.0	2nd	3rd
Passing Off.	247.2	1st	50th
Passing Def.	179.2	1st	10th
Rushing Off.	153.2	4th	65th
Rushing Def.	86.9	1st	2nd
Total Off.	400.4	3rd	60th
Total Def.	266.1	1st	3rd
Turnover Margin	-0.23	3rd	T-78th
Punting	45.2	1st	6th
Punt Returns	8.6	2nd	6th
Kickoff Returns	23.7	1st	19th

TEAM STATISTICS

	BYU	OPP
SCORING	373	182
Points Per Game	28.7	14.0
FIRST DOWNS	300	191
Rushing	122	63
Passing	158	106
Penalty	20	22
RUSHING YARDAGE	1991	1130
Yards gained rushing	2346	1503
Yards lost rushing	355	373
Rushing Attempts	505	412
Average Per Rush	3.9	2.7
Average Per Game	153.2	86.9
TDs Rushing	22	5
PASSING YARDAGE	3214	2329
Comp-Att-Int	296-498-17	214-378-12
Average Per Pass	6.5	6.2
Average Per Catch	10.9	10.9
Average Per Game	247.2	179.2
TDs Passing	25	12
TOTAL OFFENSE	5205	3459
Total Plays	1003	790
Average Per Play	5.2	4.4
Average Per Game	400.4	266.1
KICK RETURNS: #-Yards	26-616	41-850
PUNT RETURNS: #-Yards	30-258	20-132
INT RETURNS: #-Yards	12-149	17-278
KICK RETURN AVERAGE	23.7	20.7
PUNT RETURN AVERAGE	8.6	6.6
INT RETURN AVERAGE	12.4	16.4
FUMBLES-LOST	20-8	19-10
PENALTIES-Yards	80-690	82-735
Average Per Game	53.1	56.5
PUNTS-Yards	60-2712	87-3654
Average Per Punt	45.2	42.0
Net punt average	41.0	37.2
KICKOFFS-Yards	71-4410	43-2637
Average Per Kick	62.1	61.3
Net kick average	51.1	38.3
TIME OF POSSESSION/G	31:57	28:03
3RD-DOWN Conversions	97/212	48/181
3rd-Down Pct	46%	27%
4TH-DOWN Conversions	20/28	8/19
4th-Down Pct	71%	42%
SACKS BY-Yards	34-220	30-203
MISC YARDS	0	0
TOUCHDOWNS SCORED	50	22
FIELD GOALS-ATTEMPTS	10-18	10-17
ON-SIDE KICKS	1-1	0-0
RED-ZONE SCORES	(50-64) 78%	(18-28) 64%
RED-ZONE TOUCHDOWNS	(40-64) 63%	(12-28) 43%
PAT-ATTEMPTS	(43-49) 88%	(20-22) 91%
ATTENDANCE	366965	276922
Games/Avg Per Game	6/61161	7/39560
Neutral Site Games		0/0

**BYU INSIDE THE "BLUE ZONE"**

Date	Opponent	Score	Times	Scored	Tot. Pts.	TD	RushTD	PassTD	FGM	FGA	Downs	Int	Fumb	Half	Game
8/30	Washington St.	30-6	6	5	23	2	0	2	3	1	0	0	0	0	0
9/8	Weber State	45-13	6	6	38	5	4	1	1	0	0	0	0	0	0
9/15	at Utah	21-24	4	3	21	3	1	2	0	1	0	0	0	0	0
9/20	at Boise State	6-7	2	1	6	1	1	0	0	0	0	1	0	0	0
9/28	Hawai'i	47-0	5	5	34	5	4	1	0	0	0	0	0	0	0
10/5	Utah State	6-3	3	1	6	1	0	1	0	1	1	0	0	0	0
10/13	Oregon State	24-42	4	4	24	3	2	1	1	0	0	0	0	0	0
10/20	at Notre Dame	14-17	3	2	14	2	0	2	0	0	0	1	0	0	0
10/27	at Georgia Tech	41-17	7	6	34	4	4	0	2	1	0	0	0	0	0
11/10	Idaho	52-13	10	7	45	6	2	4	1	1	0	0	1	1	0
11/17	at San Jose St.	14-20	3	2	14	2	1	1	0	0	1	0	0	0	0
11/24	at NMSU	50-14	7	6	36	5	1	4	1	1	0	0	0	0	0
12/20	at SDSU	23-6	4	2	9	1	1	0	1	0	0	1	0	1	0
TOTALS 50 of 64 (78.1%)			64	50	304	40	21	19	10	6	2	3	1	2	0

OPPONENTS INSIDE THE "BLUE ZONE"

Date	Opponent	Score	Times	Scored	Tot. Pts.	TD	RushTD	PassTD	FGM	FGA	Downs	Int	Fumb	Half	Game
8/30	Washington St.	30-6	1	0	0	0	0	0	0	0	0	1	0	0	0
9/8	Weber State	45-13	2	2	13	2	2	0	0	0	0	0	0	0	0
9/15	at Utah	21-24	2	1	7	1	0	1	0	1	0	0	0	0	0
9/20	at Boise State	6-7	3	0	0	0	0	0	0	1	2	0	0	0	0
9/28	Hawai'i	47-0	0	0	0	0	0	0	0	0	0	0	0	0	0
10/5	Utah State	6-3	2	1	3	0	0	0	1	1	0	0	0	0	0
10/13	Oregon State	24-42	5	4	28	4	2	2	0	0	0	0	0	1	0
10/20	at Notre Dame	14-17	5	3	17	2	1	1	1	2	0	0	0	0	0
10/27	at Georgia Tech	41-17	2	1	3	0	0	0	1	1	0	0	0	0	0
11/10	Idaho	52-13	1	1	3	0	0	0	1	0	0	0	0	0	0
11/17	at San Jose St.	14-20	2	2	14	2	0	2	0	0	0	0	0	0	0
11/24	at NMSU	50-14	1	1	7	1	0	1	0	0	0	0	0	0	0
12/20	at SDSU	23-6	2	2	6	0	0	0	2	0	0	0	0	0	0
TOTALS 18 of 28 (64.3%)			28	18	101	12	5	7	6	6	2	1	0	1	0

INTERCEPTIONS

	No.	Yds	Avg	TD	Long
SORENSEN, Daniel	3	27	9.0	0	26
VAN NOY, Kyle	2	26	13.0	1	17
UNGA, Uani	1	22	22.0	0	22
KAVEINGA, Uona	1	0	0.0	0	0
BUCKNER, Robbie	1	0	0.0	0	0
ANSAH, Ezekiel	1	-2	-2.0	0	0
JOHNSON, Jordan	1	64	64.0	0	64
FUA, Alani	1	12	12.0	0	12
HADLEY, Preston	1	0	0.0	0	0
Total.....	12	149	12.4	1	64
Opponents.....	17	278	16.4	3	49
TEAM	9	12	0	43	-43

FUMBLE RETURNS

	No.	Yds	Avg	TD	Long
HADLEY, Spencer	2	3	1.5	1	2
KAVEINGA, Uona	1	23	23.0	0	23
VAN NOY, Kyle	0	0	0.0	1	0
Total.....	3	26	8.7	2	23
Opponents.....	2	59	29.5	1	47



PUNTING								
	No.	Yds	Avg	Long	TB	FC	I20	Blkd
STEPHENSON, Riley	59	2681	45.4	61	5	10	30	0
HILL, Taysom	1	31	31.0	31	1	0	0	0
Total.....	60	2712	45.2	61	6	10	30	0
Opponents.....	87	3654	42.0	74	8	18	22	3

KICKOFFS					
	No.	Yds	Avg	TB	OB
SORENSEN, Justin	63	3930	62.4	26	3
STEPHENSON, Riley	8	480	60.0	0	1
Total.....	71	4410	62.1	26	4
Opponents.....	43	2637	61.3	15	2

KICK RETURNS					
	No.	Yds	Avg	TD	Long
FALSLEV, JD	11	286	26.0	0	44
SAMPSON, Joe	8	168	21.0	0	44
HOFFMAN, Cody	3	72	24.0	0	34
FOOTE, David	2	35	17.5	0	19
HAGUE, Mike	2	55	27.5	0	32
Total.....	26	616	23.7	0	44
Opponents.....	41	850	20.7	1	97

PUNT RETURNS					
	No.	Yds	Avg	TD	Long
FALSLEV, JD	26	247	9.5	0	42
FOOTE, David	1	0	0.0	0	0
KURESA, Alex	1	5	5.0	0	5
VAN NOY, Kyle	1	8	8.0	0	8
RAYMOND, Cody	1	-2	-2.0	0	0
Total.....	30	258	8.6	0	42
Opponents.....	20	132	6.6	0	57

FIELD GOALS									
	FGM-FGA	Pct	01-19	20-29	30-39	40-49	50-99	Lg	Blk
STEPHENSON, Ril	4-6	66.7	0-0	2-3	2-3	0-0	0-0	33	0
SORENSEN, Justi	6-12	50.0	0-0	3-5	3-5	0-2	0-0	35	1

FIELD GOAL SEQUENCE () denotes made field goal		
	BYU Cougars	OPPONENTS
Washington State	(28),(21),(31),26	(47),(41)
Weber State	(33)	-
UTAH	44,36	37,(48)
Boise State	-	33
Hawai'i	-	-
Utah State	34	(26),38
Oregon State	(35)	-
Notre Dame	46	40,28,(24)
Georgia Tech	(26),25,(26)	35,(20)
IDAHO	28,(31)	53,(39),(35)
San Jose State	-	-
NMSU	39,(31)	-
San Diego State	(23)	(27),(23)



**RUSHING**

	GP	Att	Gain	Loss	Net	Avg	TD	Long	Avg/G
WILLIAMS, Jamaal	13	166	802	27	775	4.7	12	49	59.6
HILL, Taysom	6	55	374	38	336	6.1	4	68	56.0
ALISA, Michael	6	58	246	24	222	3.8	1	21	37.0
FOOTE, David	13	42	210	12	198	4.7	0	28	15.2
NELSON, Riley	10	86	359	163	196	2.3	1	20	19.6
LASIKE, Paul	12	33	129	0	129	3.9	2	11	10.8
FALSLEV, JD	13	18	128	19	109	6.1	0	53	8.4
PRITCHARD, Iona	13	13	42	3	39	3.0	0	13	3.0
LARK, James	8	17	44	26	18	1.1	1	11	2.2
KURESA, Alex	10	3	9	0	9	3.0	0	6	0.9
MENDENHALL, Zed	13	2	3	0	3	1.5	1	2	0.2
TEAM	9	12	0	43	-43	-3.6	0	0	-4.8
Total.....	13	505	2346	355	1991	3.9	22	68	153.2
Opponents.....	13	412	1503	373	1130	2.7	5	55	86.9

PASSING

	G	Effic	Cmp-Att-Int	Pct	Yds	TD	Lng	Avg/G	Avg/G
NELSON, Riley	10	119.10	181-308-13	58.8	2011	13	53	201.1	59.6
LARK, James	8	138.58	73-116-2	62.9	778	8	64	97.2	0.9
HILL, Taysom	6	122.39	42-71-2	59.2	425	4	28	70.8	0.2
TEAM	9	0.00	0-3-0	0.0	0	0	0	0.0	-4.8
Total.....	13	123.39	296-498-17	59.4	3214	25	64	247.2	153.2
Opponents.....	13	112.50	214-378-12	56.6	2329	12	67	179.2	86.9

RECEIVING

	G	No.	Yds	Avg	TD	Long	Avg/G
HOFFMAN, Cody	13	100	1248	12.5	11	64	96.0
FALSLEV, JD	13	37	274	7.4	2	21	21.1
APO, Ross	12	31	311	10.0	1	53	25.9
FRIEL, Kaneakua	13	30	308	10.3	5	25	23.7
WILLIAMS, Jamaal	13	27	315	11.7	1	39	24.2
RIDLEY, Skyler	13	20	206	10.3	1	24	15.8
FOOTE, David	13	12	122	10.2	1	20	9.4
MAHINA, Devin	9	8	128	16.0	2	38	14.2
WILSON, Richard	12	7	102	14.6	0	32	8.5
ALISA, Michael	6	6	23	3.8	0	7	3.8
KURESA, Alex	10	4	51	12.8	0	27	5.1
MENDENHALL, Zed	13	3	15	5.0	0	8	1.2
MATHEWS, Mitch	6	2	27	13.5	0	23	4.5
HOLT, Austin	4	2	22	11.0	0	13	5.5
HENDERSON, Kurt	2	2	19	9.5	0	11	9.5
RAYMOND, Cody	3	2	5	2.5	1	3	1.7
LASIKE, Paul	12	1	25	25.0	0	25	2.1
REDEN, Stehly	8	1	7	7.0	0	7	0.9
MATHEWS, Marcus	3	1	6	6.0	0	6	2.0
Total.....	13	296	3214	10.9	25	64	247.2
Opponents.....	13	214	2329	10.9	12	67	179.2

TOTAL OFFENSE						
	G	Plays	Rush	Pass	Total	Avg/G
NELSON, Riley	10	394	196	2011	2207	220.7
LARK, James	8	133	18	778	796	99.5
WILLIAMS, Jamaa	13	166	775	0	775	59.6
HILL, Taysom	6	126	336	425	761	126.8
ALISA, Michael	6	58	222	0	222	37.0
FOOTE, David	13	42	198	0	198	15.2
LASIKE, Paul	12	33	129	0	129	10.8
FALSLEV, JD	13	18	109	0	109	8.4
PRITCHARD, Iona	13	13	39	0	39	3.0
KURESA, Alex	10	3	9	0	9	0.9
MENDENHALL, Zed	13	2	3	0	3	0.2
TEAM	9	15	-43	0	-43	-4.8
Total.....	13	1003	1991	3214	5205	400.4
Opponents.....	13	790	1130	2329	3459	266.1



ALL-PURPOSE YARDS								
	G	Rush	Rec	PR	KOR	IR	Tot	Avg/G
HOFFMAN, Cody	13	0	1248	0	72	0	1320	101.5
WILLIAMS, Jamaa	13	775	315	0	0	0	1090	83.8
FALSLEV, JD	13	109	274	247	286	0	916	70.5
FOOTE, David	13	198	122	0	35	0	355	27.3
HILL, Taysom	6	336	0	0	0	0	336	56.0
APO, Ross	12	0	311	0	0	0	311	25.9
FRIEL, Kaneakua	13	0	308	0	0	0	308	23.7
ALISA, Michael	6	222	23	0	0	0	245	40.8
RIDLEY, Skyler	13	0	206	0	0	0	206	15.8
NELSON, Riley	10	196	0	0	0	0	196	19.6
SAMPSON, Joe	9	0	0	0	168	0	168	18.7
LASIKE, Paul	12	129	25	0	0	0	154	12.8
MAHINA, Devin	9	0	128	0	0	0	128	14.2
WILSON, Richard	12	0	102	0	0	0	102	8.5
KURESA, Alex	10	9	51	5	0	0	65	6.5
JOHNSON, Jordan	12	0	0	0	0	64	64	5.3
HAGUE, Mike	4	0	0	0	55	0	55	13.8
PRITCHARD, Iona	13	39	0	0	0	0	39	3.0
VAN NOY, Kyle	13	0	0	8	0	26	34	2.6
MATHEWS, Mitch	6	0	27	0	0	0	27	4.5
SORENSEN, Danie	13	0	0	0	0	27	27	2.1
HOLT, Austin	4	0	22	0	0	0	22	5.5
UNGA, Uani	13	0	0	0	0	22	22	1.7
HENDERSON, Kurt	2	0	19	0	0	0	19	9.5
LARK, James	8	18	0	0	0	0	18	2.2
MENDENHALL, Zed	13	3	15	0	0	0	18	1.4
FUA, Alani	13	0	0	0	0	12	12	0.9
REDEN, Stehly	8	0	7	0	0	0	7	0.9
MATHEWS, Marcus	3	0	6	0	0	0	6	2.0
RAYMOND, Cody	3	0	5	-2	0	0	3	1.0
ANSAH, Ezekiel	13	0	0	0	0	-2	-2	-0.2
TEAM	9	-43	0	0	0	0	-43	-4.8
Total.....	13	1991	3214	258	616	149	6228	479.1
Opponents.....	13	1130	2329	132	850	278	4719	363.0





SCORING									
	TD	FGs	Kick	Rush	Rcv	Pass	DXP	Saf	Points
WILLIAMS, Jamaal	13	0-0	0-0	0-0	0	0-0	0	0	78
HOFFMAN, Cody	11	0-0	0-0	0-0	0	0-0	0	0	66
SORENSEN, Justin	0	6-12	27-30	0-0	0	0-0	0	0	45
FRIEL, Kaneakua	5	0-0	0-0	0-0	0	0-0	0	0	30
STEPHENSON, Riley	0	4-6	16-19	0-0	0	0-0	0	0	28
HILL, Taysom	4	0-0	0-0	0-0	0	0-1	0	0	24
FALSLEV, JD	2	0-0	0-0	0-0	0	0-0	0	0	12
LASIKE, Paul	2	0-0	0-0	0-0	0	0-0	0	0	12
VAN NOY, Kyle	2	0-0	0-0	0-0	0	0-0	0	0	12
MAHINA, Devin	2	0-0	0-0	0-0	0	0-0	0	0	12
LARK, James	1	0-0	0-0	0-0	0	0-0	0	0	6
NELSON, Riley	1	0-0	0-0	0-0	0	0-0	0	0	6
RIDLEY, Skyler	1	0-0	0-0	0-0	0	0-0	0	0	6
APO, Ross	1	0-0	0-0	0-0	0	0-0	0	0	6
MENDENHALL, Zed	1	0-0	0-0	0-0	0	0-0	0	0	6
ALISA, Michael	1	0-0	0-0	0-0	0	0-0	0	0	6
RAYMOND, Cody	1	0-0	0-0	0-0	0	0-0	0	0	6
FOOTE, David	1	0-0	0-0	0-0	0	0-0	0	0	6
HADLEY, Spencer	1	0-0	0-0	0-0	0	0-0	0	0	6
Total.....	50	10-18	43-49	0-0	0	0-1	0	0	373
Opponents.....	22	10-17	20-22	0-0	0	0-0	0	0	182

SCORING DRIVES

WASHINGTON STATE				BOISE STATE				NOTRE DAME				SAN JOSE STATE			
QTR	Plays/Yds	T.O.P.	Result	QTR	Plays/Yds	T.O.P.	Result	QTR	Plays/Yds	T.O.P.	Result	QTR	Plays/Yds	T.O.P.	Result
1	10/80	4:24	TD	4	11/95	4:26	TD	2	8/56	3:34	TD	1	9/79	4:19	TD
1	10/72	2:37	TD	HAWAII				2	4/30	1:28	TD	4	7/46	1:01	TD
2	16/65	6:13	FG	HAWAII				GEORGIA TECH				NEW MEXICO STATE			
2	4/46	1:12	TD	QTR	Plays/Yds	T.O.P.	Result	QTR	Plays/Yds	T.O.P.	Result	QTR	Plays/Yds	T.O.P.	Result
3	4/6	1:12	FG	1	9/77	4:12	TD	1	12/55	5:15	TD	2	12/73	5:20	TD
3	12/66	6:04	FG	2	7/80	2:27	TD	2	4/58	1:16	TD	2	7/36	3:05	TD
WEBER STATE				2	3/87	1:14	TD	2	2/21	0:46	TD	2	8/66	1:02	TD
QTR	Plays/Yds	T.O.P.	Result	3	2/3	0:36	TD	2	10/42	3:52	FG	3	13/66	3:48	FG
1	9/90	3:37	TD	3	6/70	2:25	TD	3	2/2	0:38	TD	3	6/42	0:54	TD
2	4/49	1:40	TD	3	6/23	3:03	TD	4	3/43	0:22	TD	4	12/40	4:43	TD
2	8/72	3:47	TD	4	11/72	5:58	TD	4	11/40	6:20	FG	4	1/64	0:13	TD
3	3/42	1:03	TD	UTAH STATE				IDAHO				4	8/73	4:37	TD
3	11/50	4:29	FG	QTR	Plays/Yds	T.O.P.	Result	QTR	Plays/Yds	T.O.P.	Result	SAN DIEGO STATE			
4	3/23	0:51	TD	2	4/61	0:25	TD	1	5/64	2:31	TD	QTR	Plays/Yds	T.O.P.	Result
4	7/66	2:23	TD	OREGON STATE				1	2/62	0:32	TD	2	12/74	5:06	FG
UTAH				QTR	Plays/Yds	T.O.P.	Result	1	7/55	2:47	TD	4	0/0	0:00	TD
QTR	Plays/Yds	T.O.P.	Result	1	10/75	3:02	TD	1	0/0	0:00	TD	4	1/14	0:05	TD
2	4/33	1:38	TD	2	12/30	4:15	TD	2	7/33	2:34	TD	4	0/0	0:00	TD
4	8/75	2:14	TD	3	9/75	3:36	TD	2	7/58	2:48	TD				
4	4/14	1:26	TD	4	10/69	3:00	FG	4	8/42	3:10	TD				
								4	13/72	6:08	FG				

DEFENSE LEADERS														
		Tackles					Sacks	Pass Defense			Fumbles		Misc.	
		GP-GS	Solo	Ast	Total	TFL/Yds	No-Yards	Int-Yds	BrUp	QBH	Rcv-Yds	FF	BLK	Saf
44	OGLETREE, Brandon	13-13	50	52	102	13.5-27	.	.	4	1
9	SORENSEN, Daniel	13-13	41	27	68	2.0-5	.	3-27	5	.	1-0	2	.	.
7	HADLEY, Preston	13-13	33	33	66	3.5-15	1.5-9	1-0	7	2	.	1	.	.
47	ANSAH, Ezekiel	13-9	35	27	62	13.0-37	4.5-20	1--2	9	6	.	1	.	.
0C	HADLEY, Spencer	13-13	30	25	55	9.0-33	3.5-25	.	1	2	2-3	1	.	.
3	VAN NOY, Kyle	13-13	37	16	53	22.0-120	13.0-90	2-26	5	8	1-0	6	2	.
4	KAVEINGA, Uona	13-13	24	25	49	4.5-17	0.5-5	1-0	2	.	1-23	.	.	.
6	JOHNSON, Jordan	12-12	35	13	48	1.5-6	.	1-64	15	.	1-0	.	.	.
20	BILLS, Craig	13-5	31	16	47	.	.	.	5	.	.	1	.	.
98	FUGA, Romney	13-13	16	26	42	2.5-4	1.5-3	.	1
0B	SAMPSON, Joe	9-8	21	12	33	1.0-2	.	.	2	1
41	UNGA, Uani	13-0	16	12	28	3.0-10	1.0-9	1-22	1	.	.	1	.	.
52	TIALAVEA, Russell	13-13	5	19	24	2.0-6	1.0-4	.	2	.	2-0	.	3	.
90	KAUFUSI, Bronson	13-0	11	12	23	5.5-35	4.5-32	.	1	1	1-0	.	.	.
5E	FUA, Alani	13-0	8	5	13	.	.	1-12
55	MANUMALEUNA, Eathyn	4-4	5	6	11	4.0-17	2.0-14	.	1	1	.	1	.	.
22	PIKULA, Manoa	12-0	6	3	9	1.5-10
27	FOOTE, David	13-0	4	4	8	1	.
50	PECK, Remington	9-0	5	2	7	1.0-9	1.0-9
1H	HADLEY, Matt	7-0	5	2	7	0.5-2
32	HAGUE, Mike	4-0	3	3	6	.	.	.	1
33	LASIKE, Paul	12-0	3	1	4
93	VEA, Simote	9-0	4	.	4	1-0	.	.	.
2	HOFFMAN, Cody	13-13	3	1	4
17	RIDLEY, Skyler	13-0	2	1	3
15	KURESA, Alex	10-1	2	1	3
96	HORNUNG, Reed	13-0	1	2	3
34	JORGENSEN, Austen	4-0	1	1	2
5	PRITCHARD, Iona	13-4	1	1	2
21	WILLIAMS, Jamaal	13-8	2	.	2
29	POVEY, Skye	3-0	1	1	2
12	FALSLEV, JD	13-2	1	1	2
92	CRICHTON, Tui	8-0	.	1	1
48	SAMPSON, Nate	1-0	.	1	1
95	MUEHLMANN, Mike	2-0	.	1	1	1
13	NELSON, Riley	10-9	.	1	1
24	HANNEMANN, Micah	8-0	1	.	1
56	LEUTA-DOUYERE, J.	10-0	.	1	1	1
73	KAFU, Solomone	10-8	1	.	1
19	THOMPSON, Brett	11-0	.	1	1
35	MENDENHALL, Zed	13-4	.	1	1
26	BUCKNER, Robbie	5-1	.	1	1	.	.	1-0	1
1A	STOUT, Zac	1-0	1	.	1
76	HANSEN, Braden	10-10	1	.	1
75	BROWN, Braden	13-13	1	.	1
45	BECK, Tyler	4-0	1	.	1
72	MATHEWS, Ryker	13-13	1	.	1
99	STEPHENSON, Riley	13-0	1	.	1
Total.....		13-0	450	358	808	90-355	34-220	12-149	63	24	10-26	14	6	.

**BYU INDIVIDUAL GAME HIGHS**

Rushes	28	WILLIAMS, Jamaal at Georgia Tech (Oct 27, 2012)
Yards Rushing	155	WILLIAMS, Jamaal vs Hawai'i (Sep 28, 2012)
TD Rushes	3	WILLIAMS, Jamaal at Georgia Tech (Oct 27, 2012)
Long Rush	68	HILL, Taysom vs Hawai'i (Sep 28, 2012)
Pass attempts	51	NELSON, Riley vs Oregon St (Oct 13, 2012), at SJSU (Nov 17, 2012)
Pass completions	34	LARK, James at NMSU (Nov 24, 2012)
Yards Passing	384	LARK, James at NMSU (Nov 24, 2012)
TD Passes	6	LARK, James at NMSU (Nov 24, 2012)
Long Pass	64	LARK, James at NMSU (Nov 24, 2012)
Receptions	13	HOFFMAN, Cody at San Jose State (Nov 17, 2012)
Yards Receiving	182	HOFFMAN, Cody at NMSU (Nov 24, 2012)
TD Receptions	5	HOFFMAN, Cody at NMSU (Nov 24, 2012)
Long Reception	64	HOFFMAN, Cody at NMSU (Nov 24, 2012)
Field Goals	3	STEPHENSON, Riley vs Washington State (Aug 30, 2012)
Long Field Goal	35	SORENSEN, Justin vs Oregon State (Oct 13, 2012)
Punts	8	STEPHENSON, Riley at San Diego State (Dec 20, 2012)
Punting Avg	54.0	STEPHENSON, Riley at G. Tech (Oct 27, 2012), vs Hawai'i (Sep 28, 2012)
Long Punt	61	STEPHENSON, Riley vs Weber St. (Sep 08, 2012), vs Hawai'i (Sep 28, 2012)
		STEPHENSON, Riley at Georgia Tech (Oct 27, 2012)
Punts inside 20	6	STEPHENSON, Riley at San Diego State (Dec 20, 2012)
Long Punt Return	42	FALSLEV, JD at NMSU (Nov 24, 2012)
Long Kickoff	44	SAMPSON, Joe vs Weber St.(9/8/2012), FALSLEV, JD at G. Tech (10/27/2012)
Tackles	12	OGLETREE, Brand at UTAH (09/15/12)
Sacks	3.0	VAN NOY, Kyle at NMSU (Nov 24, 2012)
Tackles For Loss	4.5	VAN NOY, Kyle at UTAH (09/15/12)
Interceptions	1	Twelve players

BYU TEAM GAME HIGHS

Rushes	54	vs Hawai'i (Sep 28, 2012)
Yards Rushing	396	vs Hawai'i (Sep 28, 2012)
Yards Per Rush	7.3	vs Hawai'i (Sep 28, 2012)
TD Rushes	5	vs Hawai'i (Sep 28, 2012)
Pass attempts	51	vs Oregon State (Oct 13, 2012)
		at San Jose State (Nov 17, 2012)
Pass completions	34	at NMSU (Nov 24, 2012)
Yards Passing	384	at NMSU (Nov 24, 2012)
Yards Per Pass	8.2	vs Washington State (Aug 30, 2012)
TD Passes	6	at NMSU (Nov 24, 2012)
Total Plays	87	vs IDAHO (Nov 10, 2012)
Total Offense	540	vs Hawai'i (Sep 28, 2012)
Yards Per Play	6.9	vs Hawai'i (Sep 28, 2012)
Points	52	vs IDAHO (Nov 10, 2012)
Sacks By	6	vs Weber State (Sep 08, 2012)
First Downs	30	vs Hawai'i (Sep 28, 2012)
Penalties	12	at UTAH (09/15/12)
Penalty Yards	112	vs Washington State (Aug 30, 2012)
Turnovers	5	at Boise State (Sep 20, 2012)
Interceptions By	3	at San Diego State (Dec 20, 2012)
Punts	8	at San Diego State (Dec 20, 2012)
Punting Avg	54.0	at Georgia Tech (Oct 27, 2012)
Long Punt	61	vs Weber St.(Sep 08, 2012), vs Hawai'i (Sep 28, 2012), at GT (Oct 27, 2012)
Punts inside 20	6	at San Diego State (Dec 20, 2012)
Long Punt Return	42	at NMSU (Nov 24, 2012)

OPPONENT INDIVIDUAL HIGHS

Rushes	31	HARPER, D.J., at Boise State (Sep 20, 2012)
Yards Rushing	143	RIDDICK, at Notre Dame (Oct 20, 2012)
TD Rushes	1	Five players
Long Rush	55	RIDDICK, at Notre Dame (Oct 20, 2012)
Pass attempts	45	Tuel, Jeff, vs Washington State (Aug 30, 2012)
Pass completions	30	Tuel, Jeff, vs Washington State (Aug 30, 2012)
Yards Passing	332	Vaz, Cody, vs Oregon State (Oct 13, 2012)
TD Passes	3	Vaz, Cody, vs Oregon St (Oct 13, 2012), Fales, David, at SJSU (Nov 17, 2012)
Long Pass	67	Manley, Andrew, at NMSU (Nov 24, 2012)
Receptions	8	Cooks, Brandin, vs Oregon St, (10/13, 12), Carr, Jabari, at SJSU (11/17/12)
		Grigsby, Noel, at San Jose State (Nov 17, 2012)
Yards Receiving	173	Cooks, Brandin, vs Oregon State (Oct 13, 2012)
TD Receptions	2	Wheaton, Markus, vs Oregon State (Oct 13, 2012)
		Grigsby, Noel, at San Jose State (Nov 17, 2012)
Long Reception	67	Bateman, K., at NMSU (Nov 24, 2012)
Field Goals	2	Furney, Andrew, vs Wash. St. (8/30/12), Trey Farquhar, vs IDAHO (11/10/12)
		MARDEN, Chance, at San Diego State (Dec 20, 2012)
Long Field Goal	48	Petersen, Colem, at UTAH (09/15/12)
Punts	10	Tony Epperson, vs Weber State (Sep 08, 2012)
Punting Avg	50.7	Tony Epperson, vs Weber State (Sep 08, 2012)
Long Punt	74	Tony Epperson, vs Weber State (Sep 08, 2012)
Punts inside 20	4	Bennett, Tyler, vs Utah St. (10/5/12), Kostol, Keith, vs Oregon St. (10/13/12)
Long Punt Return	57	Henderson, Char, at UTAH (09/15/12)
Long Kickoff	97	Golden, J., at Georgia Tech (Oct 27, 2012)
Tackles	19	Smith, Keith, at San Jose State (Nov 17, 2012)
Sacks	2.0	Long, Travis, vs Wash. St. (8/30/12), Crichton, Scott, vs Oregon St. (10/13/12)
		Tuitupou, David, at San Jose State (Nov 17, 2012)
Tackles For Loss	2.5	Long, Travis, vs Washington State (Aug 30, 2012)
Interceptions	1	Seventeen players

OPPONENT TEAM HIGHS

Rushes	43	vs Weber State (Sep 08, 2012), at Notre Dame (Oct 20, 2012)
Yards Rushing	270	at Notre Dame (Oct 20, 2012)
Yards Per Rush	6.3	at Notre Dame (Oct 20, 2012)
TD Rushes	2	vs Weber State (Sep 08, 2012), vs Oregon State (Oct 13, 2012)
Pass attempts	45	vs Washington State (Aug 30, 2012)
Pass completions	30	vs Washington State (Aug 30, 2012)
Yards Passing	332	vs Oregon State (Oct 13, 2012)
Yards Per Pass	10.4	vs Oregon State (Oct 13, 2012)
TD Passes	3	vs Oregon State (Oct 13, 2012), at San Jose State (Nov 17, 2012)
Total Plays	71	vs Weber State (Sep 08, 2012)
Total Offense	450	vs Oregon State (Oct 13, 2012)
Yards Per Play	7.5	vs Oregon State (Oct 13, 2012)
Points	42	vs Oregon State (Oct 13, 2012)
Sacks By	4	at UTAH (09/15/12), vs Hawai'i (Sep 28, 2012), vs Oregon State (Oct 13, 2012), at Notre Dame (Oct 20, 2012), at San Jose State (Nov 17, 2012)
First Downs	23	vs Oregon State (Oct 13, 2012)
Penalties	10	at UTAH (09/15/12)
Penalty Yards	112	at UTAH (09/15/12)
Turnovers	5	vs IDAHO (Nov 10, 2012), at San Diego State (Dec 20, 2012)
Interceptions By	3	at BSU (Sep 20, 2012), vs Oregon St (Oct 13, 2012), at SDSU (Dec 20, 2012)
Punts	10	vs Weber State (Sep 08, 2012)
Punting Avg	50.7	vs Weber State (Sep 08, 2012)
Long Punt	74	vs Weber State (Sep 08, 2012)
Punts inside 20	4	vs Utah State (Oct 05, 2012)
		vs Oregon State (Oct 13, 2012)
Long Punt Return	57	at UTAH (09/15/12)





1984 NATIONAL CHAMPIONS

In a perfect 13-0 season, the Cougars defeated Michigan 24-17 in the Holiday Bowl to win the 1984 National Championship



The Cougars were named No. 1 by the Associated Press, the United Press International, Sports Illustrated, CNN-USA Today and the Football Writers of America. They won the Grantland Rice Trophy and the MacArthur Bowl. LaVell Edwards was selected as the NCAA National Coach of the Year and was invited to visit President Ronald Reagan at the White House.

The dream season featured plays like wide receiver Adam Haysbert's deep touchdown catch at third-ranked Pittsburgh, safety Kyle Morrell's timed leap over the center on a goal-line stand at Hawai'i, tight end David Mill's catch with a clouded eye against Wyoming and running back Kelly Smith's winning TD catch against Michigan, who had been ranked second earlier in the season.

With a TV blimp in the sky over Jack Murphy Stadium, junior quarterback Robbie Bosco left the Holiday Bowl in the second quarter with an ankle injury and returned taped to play shotgun late in the second quarter. The 24-17 victory over Michigan was the first time a No. 1 team played in a non-New Year's Day bowl. Other injuries throughout the season were to offensive lineman Craig Garrick and circus-catching wide receiver Glen Kozlowski, who came through time and again.

The Cougars ascended to the No. 1 spot on Nov. 17 following a 24-14 victory at Utah combined with a Nebraska loss to Oklahoma and a Navy upset over unbeaten and then second-ranked South Carolina.

The Cougars rose from no ranking to 12th, sixth, fourth, down to eighth, to fifth for two weeks, back to fourth, then third, back to fourth, again to third and then first in the 1984 campaign. Baylor coach Grant Teaff, whose team lost at BYU 47-13, in game two, was the first to cast a No. 1 vote for the Cougars.

Controversy was abundant as many of the so-called experts such as NBC announcer Bryant Gumbell and Oklahoma head coach Barry Switzer, accused BYU of playing a "Bo-Diddley Tech" schedule.

Fifteen players from the 1984 team were drafted by the National Football League. Seven different teams held the No. 1 spot in 1984, but in the end it belonged to undefeated BYU.

1984 FINAL POLLS			
ASSOCIATED PRESS.		USA TODAY/CNN	
1. BYU (38)	1,160	1. BYU (38)	789
2. Washington (16)	1,140	2. Washington (3)	751
3. Florida (6)	1,092	3. Florida (3)	746
4. Nebraska	1,017	4. Nebraska	689
5. Boston College	932	5. Oklahoma	660
6. Oklahoma	883	6. Boston College	648
7. Oklahoma St.	864	7. Oklahoma St.	625
8. SMU	761	8. SMU	543
9. UCLA	613	9. Maryland	512
10. USC	596	10. USC	486



The Cougars were awarded the AFCA Coaches' Crystal Trophy retroactively in 2010 to honor the 1984 National Champions.

LAVELL EDWARDS

TWO-TIME NATIONAL COACH OF THE YEAR

257 Victories • 19 Conference Titles • 1 National Title



Legendary Cougar coach LaVell Edwards has twice been recognized as one the greatest coaches in college football. The seventh-winningest coach in NCAA football history earned the Bobby Dodd Coach of the Year Award in 1979 and the Kodak Coach of the Year Award in 1984.

Along with his teams' successes during his coaching tenure, LaVell Edwards accumulated many personal accolades to match. Edwards' first national recognition for his coaching prowess came in 1979 when he was honored with the Bobby Dodd Coach of the Year Award. A panel of 11 former college football coaches selected the BYU coach. On the heels of BYU's first national championship five years later, Edwards' coaching peers honored him with what he then called his greatest personal accolade, the Kodak Coach of the Year Award.

As successful as his teams were on the field, Edwards' coaching philosophy did not reflect a win-at-all-costs mentality. He didn't bark orders or rule the sideline with an iron fist. Generally, the assistant coaches were delegated the duty of handling the X's and O's while he saw to the administrative tasks of the program. His personal demeanor also gave him the ability to relate well with his players whether teaching them about football or other more personal matters.

"Just seeing how he handles himself with the media and with people in general ... he's always genuine with them. He treats everybody well," former BYU quarterback and current BYU athletic administrator Robbie Bosco said. "Those are the things he'll leave with me, more than winning football games."

WINNINGEST COACHES (NCAA HISTORY)

	NAME	YEARS	WIN	LOSS	TIE	PCT.
1.	Bobby Bowden	44	377	129	4	.743
2.	Bear Bryant	38	323	85	17	.780
3.	Pop Warner	44	319	106	32	.733
4	Amos Alonzo Stagg	57	314	199	35	.605
5.	Joe Paterno	46	298*	136	3	.547
6.	Frank Beamer	32	258	127	4	.668
7.	LaVell Edwards	29	257	101	3	.716

*vacated 111 victories

must have min. 4 years at Div. I level



"In the South there's Bear Bryant, Daryl Royal and Frank Boyles, in the East there's Joe Paterno, in the Midwest there's Bo Schembechler, Woody Hayes and Tom Osborne and in the West there's John McKay and LaVell Edwards. He's a legend. And as good a football coach as he was, he's a better man and he did it the right way. He's known throughout the country as a legend."

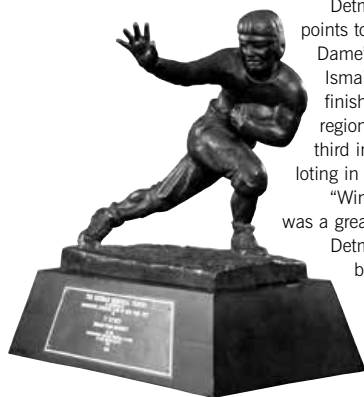
—LEE CORSO, ESPN FOOTBALL ANALYST

TY DETMER: 1990 HEISMAN TROPHY WINNER

On December 1, 1990, Ty Detmer and his teammates gathered pool-side at the Princess Kaiulani Hotel just hours prior to kickoff with Hawai'i. Via satellite hookup with national TV, Detmer and the BYU faithful waited patiently and listened as Downtown Athletic Club President C. Peter Lambos announced, "Ty Detmer, Ty Detmer of BYU," — soon Ty was doused in the pool.

Detmer, a junior, became the first collegian from the Rockies to win the Heisman Trophy. Named in honor of John Heisman, the coveted 25-pound honor has been awarded annually to the outstanding college football player of the year since 1935.

A 28-21 upset over No. 1-ranked Miami in Provo vaulted Detmer to the forefront in the Heisman race his junior season. Combined with a massive public relations "necktie" campaign for Ty, the 6-foot, 175-pound, gunslinger from San Antonio, Texas, guided BYU to a Holiday Bowl berth that season and a 10-3 record with 41 touchdowns and 5,188 yards passing.



Detmer polled 1,482 points to beat out Notre Dame's Raghib "Rocket" Ismail at 1,177 and finished first in all six regions. Detmer finished third in the Heisman balloting in 1991.

"Winning the Heisman was a great honor," said Detmer. "There have

been a lot of great players, like my teammates and previous BYU quarterbacks, that contributed

to it. They opened the door. It shows the strength of

the program at BYU."

Detmer's portrait hangs alongside other recipients on the third floor of the DAC of New York City. A duplicate portrait of Detmer also hangs on display in the Cougar Room of LaVell Edwards Stadium.



"He had me running around like a chicken with my head cut off. We didn't play that bad, Detmer is just that good."

—Penn State linebacker
Andre Collins

(1989 Holiday Bowl)



Detmer celebrates with his teammates after finding out he had won the Heisman Trophy while in Hawai'i prepping for the Cougars' upcoming game.




1990: Detmer leads BYU to a 28-21 win over No. 1 Miami

BYU'S HEISMAN VOTES

Year	Player	Place
1962	Eldon Fortie	10th
1966	Virgil Carter	11th
1974	Gary Sheide	8th
1976	Gifford Nielsen	6th
1979	Marc Wilson	3rd
1980	Jim McMahon	5th
1981	Jim McMahon	3rd
1983	Steve Young	2nd
1984	Robbie Bosco	3rd
1985	Robbie Bosco	3rd
1989	Ty Detmer	9th
1990	Ty Detmer	1st
1991	Ty Detmer	3rd

SAMMY BAUGH TROPHY

On February 21, 1997, Steve Sarkisian became the seventh BYU quarterback to win the prestigious Sammy Baugh Trophy. Presented each year by the Touchdown Club of Columbus, the Sammy Baugh Award recognizes the college passer of the year. In winning, Sarkisian joined Gary Sheide (1974), Marc Wilson (1979), Jim McMahon (1981), Steve Young (1983), Robbie Bosco (1984) and Ty Detmer (1991) as Cougars who have won the award. Other notables who have won the award include Bob Griese (1966), Don Strock (1972), Tommy Krammer (1976), John Elway (1982), Vinny Testaverde (1986), Jeff George (1989), Elvis Grbac (1992), Trent Dilfer (1993), Kerry Collins (1994), Danny Wuerffel (1995), Ryan Leaf (1997), Daunte Culpepper (1998), Chad Pennington (1999), Chris Weinke (2000), David Carr (2001), Matt Leinart (2004), Brady Quinn (2005) and Sam Bradford (2008). BYU's seven Sammy Baugh winners is more than any other university in the nation, three ahead of second-place Stanford's four.



BYU'S SAMMY BAUGH WINNERS

Year	Player
1974	Gary Sheide
1979	Marc Wilson
1981	Jim McMahon
1983	Steve Young
1984	Robbie Bosco
1991	Ty Detmer
1996	Steve Sarkisian



Steve Sarkisian receives the Sammy Baugh Trophy from ESPN's Kirk Herbstreit.

DAVEY O'BRIEN AWARD

In 1981, the Davey O'Brien Educational and Charitable Trust of Fort Worth, Texas, named Jim McMahon the first recipient of the annual Davey O'Brien National Quarterback Award — honoring the nation's best quarterback. BYU quarterbacks have won the Davey O'Brien Award four times — more than any other school. In addition to winners McMahon (1981), Steve Young (1983) and Ty Detmer (1990 & '91), Robbie Bosco finished runner-up in 1984 and Steve Sarkisian finished third in 1996. Others who have won the award include: Todd Blackledge (1982), Doug Flutie (1984), Chuck Long (1985), Vinny Testaverde (1986), Troy Aikman (1988), Andre Ware (1989), Gino Torretta (1992), Charlie Ward (1993), Kerry Collins (1994), Danny Wuerffel (1995 & '96), Peyton Manning (1997), Chris Weinke (2000), Eric Crouch (2001), Vince Young (2005), Troy Smith (2006), Tim Tebow (2007), Sam Bradford (2008), Colt McCoy (2009), Cam Newton (2010) and Robert Griffin III (2011).

BYU'S DAVEY O'BRIEN VOTING

Year	Player	FINISH
1981	Jim McMahon	1st
1983	Steve Young	1st
1984	Robbie Bosco	2nd
1990	Ty Detmer	1st
1991	Ty Detmer	1st
1996	Steve Sarkisian	3rd



LaVell Edwards with three of his star pupils: Ty Detmer, Steve Young and Jim McMahon.



BYU'S QUARTERBACK FACTORY

Ever since Gary Sheide in 1973, BYU has produced an assembly line of outstanding quarterbacks in Provo that have earned unprecedented success in the market of college and professional football.

Volumes have been written about BYU's passing game and great quarterback tradition. BYU quarterbacks own the NCAA record books and have won the Davey O'Brien award for best quarterback in the nation four times with one runner-up and one third place finish. BYU's quarterback factory has also produced a Heisman Trophy winner in Ty Detmer and many other Heisman Trophy candidates. Quarterbacks Gifford Nielsen, Marc Wilson, Jim McMahon and Steve Young have been inducted into the College Football Hall of Fame in recent years, and Ty Detmer was inducted in December 2012. Several

other BYU quarterbacks will likely be added to the list in the future.

On seven different occasions, BYU quarterbacks have finished as the NCAA total offense leaders. Three of the top-15 career passing efficiency leaders are from BYU. In the 29 years LaVell Edwards coached at BYU, the Cougars led the nation in passing eight times and finished in the top five 17 times. In 2006, Mountain West Conference Player of the Year quarterback John Beck was the No. 4 passer in the nation as he helped lead a resurrection of the storied BYU offense of old. The tradition continued with quarterback Max Hall who was the nation's top-ranked sophomore quarterback in his first season as the starter and was among the top ten in passing yards and passing efficiency his senior year.

When Edwards was named head

coach at BYU in 1972, he realized he couldn't compete initially with the big schools for the big-time athletes. So he installed a passing attack that allowed smaller, less physical-type players to win with finesse rather than muscle.

The offense worked, and the Cougars began passing the competition. BYU became one of the first universities to use the forward pass consistently and effectively in a time when throwing the football was a mere alternative to running the ball. The pass has been good to BYU. Prior to Edwards, the program had won a total of 171 games and had only 16 winning seasons. Since 1972, BYU is No. 5 in total wins with 357. BYU has won or tied for a conference championship 23 times, played in 31 bowl games and won the national championship in 1984.

CAREER QUARTERBACK STATISTICS

	Years	Gms	Att	Cmp	Int	Pct	Yds	TD	T-Off	Eff	NCAA Rec
Virgil Carter	1964-66	30	736	327	43	.444	5,125	50	6,350	113.6	2
Gary Sheide	1973-74	20	594	358	31	.602	4,524	45	4,352	138.8	
Gifford Nielsen	1975-77	25	708	415	29	.586	5,833	55	5,388	145.2	
Marc Wilson	1977-79	32	937	535	46	.571	7,637	61	7,602	137.2	10
Jim McMahon	1978-81	36	1,056	653	34	.618	9,536	84	9,723	156.9	75
Steve Young	1980-83	31	907	592	33	.653	7,733	56	8,817	149.9	15
Robbie Bosco	1983-85	31	997	638	36	.640	8,400	66	8,073	149.4	10
Ty Detmer	1988-91	46	1,530	958	65	.626	15,031	121	14,692	162.7	63
John Walsh	1991-94	38	976	588	35	.602	8,390	66	7,736	147.6	2
Steve Sarkisian	1995-96	25	789	528	26	.669	7,464	53	7,253	161.9	4
Kevin Feterik	1996-99	39	1,002	613	26	.612	8,065	53	7,697	138.9	
Brandon Doman	1998-01	32	504	313	14	.621	4,354	35	5,027	152.0	
John Beck	2003-06	43	1,418	855	34	.624	11,021	79	11,059	141.3	
Max Hall	2007-09	39	1,382	903	40	.653	11,569	94	11,569	150.1	

VIRGIL CARTER

Provo, Utah (1964-66)

- First in NCAA TD passes and total offense, 1966
- Set NCAA total offense record for one game-599 (UTEP)

- Academic All-American, 1966
- Eleventh in Heisman Trophy balloting, 1966

GARY SHEIDE

Concord, Calif. (1973-74)

- Eighth in Heisman Trophy balloting, 1974
- Sammy Baugh Trophy winner, 1974

- WAC offensive player of the year, 1974
- Second in NCAA in passing 1973 & '74

GIFFORD NIELSEN

Provo, Utah (1975-77)

- 1976 All-American (First team)
- Sixth in Heisman Trophy balloting, 1976

- First in NCAA in TD passes, second in total offense, 1976
- College Football Hall of Fame, 1994



MARC WILSON

Seattle, Wash. (1977-79)

- Consensus All-American, 1979
- Third in Heisman Trophy, 1979
- Sammy Baugh Trophy winner, 1979

- First in NCAA in total offense, 1979
- Set 19 NCAA records, Senior Bowl MVP
- First-round pick (15), Oakland Raiders, 1980
- College Football Hall of Fame inductee, 1996

JIM MCMAHON

Roy, Utah (1978-81)

- Consensus All-American, 1981
- Winner of first Davey O'Brien Award, 1981
- Sammy Baugh Trophy winner, 1981
- Third (1981) and fifth (1980) in Heisman Trophy balloting
- Set 75 NCAA records (37 passing, 38 total offense)
- Led NCAA in total offense and passing, 1980 & 1981

- Set NCAA season passing efficiency record, 30+ attempts (176.9), 1980
- First-round pick of the Chicago Bears, 1982 (16 years NFL)
- NFL Rookie of the Year, 1982
- Led Chicago to the 1986 Super Bowl title – 1996 Super Bowl ring with Green Bay
- College Football Hall of Fame inductee, 1998

STEVE YOUNG

Greenwich, Conn. (1980-83)

- Consensus All-American, 1983
- Davey O'Brien Award winner, 1983
- Sammy Baugh Trophy winner, 1983
- Second in Heisman Trophy balloting, 1983
- NCAA total offense, passing and pass efficiency leader, 1983

- Set 15 NCAA records
- Top USFL draft pick, 1983; Played for Tampa Bay Buccaneers and San Francisco 49ers (14 years NFL)
- Set NFL season passing rating record (112.8), 1994
- Led San Francisco to the 1994 Super Bowl title (MVP)
- NFL MVP in 1993 & 1994
- College Football Hall of Fame inductee, 2001

ROBBIE BOSCO

Roseville, Calif. (1982-85)

- All-American (2nd team), 1984
- Winner of Sammy Baugh Trophy, 1984
- Runner-up for Davey O'Brien Trophy, 1984
- Third in Heisman Trophy balloting, '84 & '85
- Led team to 1984 National Championship

- Set 10 NCAA records
- Led NCAA in total offense, 1984
- 2nd in NCAA passing efficiency, 1984
- Drafted by Green Bay Packers, 1985
- Currently a BYU Athletics Administrator

TY DETMER

San Antonio, Texas (1988-91)

- Elected to 2012 College Football Hall of Fame
- Heisman Trophy winner, 1990
- Finished 9th (1989) and 3rd (1991) in Heisman Trophy balloting
- Two-time Davey O'Brien Award winner, 1990 & 1991

- Set 63 NCAA records
- Consensus All-American, 1990 & 1991
- Fourth in NCAA career passing yards (15,031)
- Was the career NCAA pass efficiency leader (162.7)
- Led nation in passing (1990) and total offense (1991)
- Played 14 Seasons in the NFL

STEVE SARKISIAN

Torrance, Calif. (1995-96)

- All-American (2nd team) Football News, 1996
- All-American (H.M.) UPI, 1995
- Winner of Sammy Baugh Trophy, 1996
- Third place Davey O'Brien Trophy voting, 1996

- Finalist for the Johnny Unitas Award, 1996
- Set 4 NCAA records
- First in NCAA passing efficiency (173.6), 1996
- WAC Offensive Player of the Year, 1996
- Currently University of Washington Head Coach

JOHN BECK

Mesa, Ariz. (2003-06)

- All-American (2nd team) Sporting News, 2006
- All-American (H.M.) Sports Illustrated, 2006
- MWC Offensive Player of the Year, 2006
- Finalist for the Johnny Unitas Award, 2006

- Davey O'Brien Award semi-finalist, 2006
- Walter Camp National Offensive Player of the Week
- 2nd in NCAA passing efficiency (169.05), 2006
- 2nd Round 2007 NFL Draft (Miami Dolphins)

MAX HALL

Mesa, Ariz. (2006-09)

- Winningest starting QB at BYU (32 wins)
- Two-time Sports Illustrated All-American Honorable Mention
- Three-time All-Conference

- Second in BYU history in passing yards, touchdowns, completions and total offense
- No. 16 NCAA in career yards per game
- Tied BYU record with 7 passing TDs vs. UCLA (2008)
- Currently with the CFL's Winnipeg Blue Bombers





COUGAR QUARTERBACKS IN NCAA RECORDS



CAREER TOTAL OFFENSE PER GAME

	G	PLAYS	YARDS	TDR	YPG
8. Ty Detmer, BYU (1988-91)	46	1,795	14,665	135	318.8
21. Max Hall, BYU (2007-09)	39	1,571	11,569	101	296.6

SEASON TOTAL OFFENSE PER GAME

	G	PLAYS	YARDS	TDR	YPG
6. Ty Detmer, BYU (1990)	12	635	5,022	45	418.5
13. Steve Young, BYU (1983)	11	531	4,346	41	395.1

CAREER TOTAL OFFENSE

	PLAYS	RUSH	PASS	YARDS	AVG
8. Ty Detmer, BYU (1988-91)	1,795	-366	15,031	14,665	8.17

SEASON TOTAL OFFENSE

	G	PLAYS	RUSH	PASS	YARDS	AVG
11. Ty Detmer, BYU (1990)	12	635	-106	5,188	5,022	7.91
20. Jim McMahon, BYU (1980)	12	540	56	4,571	4,627	8.57

SINGLE-GAME TOTAL OFFENSE

	DATE	OPPONENT	RUSH	PASS	YARDS
11. Ty Detmer, BYU	Nov. 16, 1991	San Diego State	4	599	603
14. Virgil Carter, BYU	Nov. 5, 1966	UTEP	86	513	599
15. John Walsh, BYU	Oct. 30, 1993	Utah State	-22	619	597
19. Marc Wilson, BYU	Nov. 5, 1977	Utah	11	571	582

ANNUAL TOTAL OFFENSE CHAMPIONS

YEAR	PLAYER	CLASS	PLAYS	RUSH	PASS	YARDS	AVG
1966	Virgil Carter, BYU	Sr.	388	363	2,182	2,545	254.5
1979	Marc Wilson, BYU	Sr.	488	-140	3,720	3,580	325.5
1980	Jim McMahon, BYU	Jr.	540	56	4,571	4,627	385.6
1981	Jim McMahon, BYU	Sr.	487	-97	3,555	3,458	345.8
1983	Steve Young, BYU	Sr.	531	444	3,902	4,346	395.1
1984	Robbie Bosco, BYU	Jr.	543	57	3,875	3,932	327.7
1991	Ty Detmer, BYU	Sr.	478	-30	4,031	4,001	333.4

CAREER PASSING EFFICIENCY (MIN. 500 COMPLETIONS)

PLAYER, SCHOOL (YEARS)	ATT	CMP.	INT.	PCT.	YDS.	TD	EFF.
9. Ty Detmer, BYU (1988-91)	1,530	958	65	.626	15,031	121	162.7
10. Steve Sarkisian, BYU (1995-96)	789	528	26	.669	7,464	53	162.0
18. Jim McMahon, BYU (1977-78, 80-81)	1,060	653	34	.616	9,536	84	156.9
(MIN. 400 COMPLETIONS)							
15. Gifford Nielsen, BYU (1975-77)	708	415	29	.586	5,833	55	145.3
(MIN. 325-399 COMPLETIONS)							
20. Gary Sheide, BYU (1973-74)	594	358	31	.603	4,524	45	138.8

SEASON PASSING EFFICIENCY

PLAYER, SCHOOL (YEARS)	GP	ATT	CMP.	INT.	PCT.	YDS.	TD	EFF.
12. Jim McMahon, BYU (1980)	12	445	284	18	.638	4,571	47	176.9
15. Ty Detmer, BYU (1989)	12	412	265	15	.643	4,560	32	175.6
21. Steve Sarkisian, BYU (1996)	14	404	278	12	.688	4,027	33	173.6

COUGAR QUARTERBACKS IN NCAA RECORDS

CAREER PASSING YARDS

	ATT.	CMP.	INT.	PCT.	YDS	TD
4 Ty Detmer, BYU (1988-91)	1,530	958	65	.626	15,031	121

CAREER PASSING YARDS PER GAME

	G	ATT.	CMP.	INT.	PCT.	YDS	TD	YPG
6. Ty Detmer, BYU (1988-91)	46	1,530	958	65	.626	15,031	121	326.8
14. Steve Sarkisian (1995-96)	25	789	528	26	.669	7,464	53	298.6
21. Max Hall, BYU (2007-09)	39	1,382	903	40	.653	11,365	94	291.4



CAREER TOUCHDOWN PASSES

	G	TD
5. Ty Detmer, BYU (1988-91)	46	121
22. Max Hall, BYU (2007-09)	39	94

SEASON TOUCHDOWN PASSES

	G	TD
7. Jim McMahon, BYU (1980)	12	47
19. Ty Detmer, BYU (1990)	12	41

SEASON PASSING YARDS

	G	ATT.	CMP.	INT.	PCT.	YDS	TD	YPATT
6. Ty Detmer, BYU (1990)	12	562	361	28	.642	5,188	41	9.23
20. Jim McMahon, BYU (1980)	12	445	284	18	.638	4,571	47	10.27
21. Ty Detmer, BYU (1989)	12	412	265	15	.643	4,560	32	11.07

SEASON PASSING YARDS PER GAME

	G	ATT.	CMP.	INT.	PCT.	YDS.	TD.	YPG
4. Ty Detmer, BYU (1990)	12	562	361	28	.642	5,188	41	432.3
20. Jim McMahon, BYU (1980)	12	445	284	18	.638	4,571	47	380.9
21. Ty Detmer, BYU (1989)	12	412	265	15	.643	4,560	32	380.0

CAREER PASSING YARDS PER ATTEMPTS

	ATT.	CMP.	PCT.	YDS	PER CMP.	PER ATT.
2. Ty Detmer, BYU (1988-91)	1,530	958	.626	15,031	15.69	9.82
6. Jim McMahon, BYU (1977-78, 80-81)	1,060	653	.616	9,536	14.60	9.00
19. John Walsh, BYU (1991-94)	973	587	.603	8,375	14.27	8.61
22. Steve Young, BYU (1981-83)	908	592	.652	7,733	13.06	8.52

SINGLE-GAME PASSING YARDS

	DATE	OPPONENT	YARDS
10. John Walsh, BYU	Oct. 30, 1993	Utah State	619
14. Ty Detmer, BYU	Nov. 16, 1991	San Diego State	599
18. Robbie Bosco, BYU	Oct. 19, 1985	New Mexico	585
20. Marc Wilson, BYU	Nov. 5, 1977	Utah	571




ANNUAL PASSING CHAMPIONS

YEAR	PLAYER, SCHOOL	CLASS	G	ATT.	CMP.	INT.	PCT.	YDS	TD	EFF.
1980	Jim McMahon, BYU	Jr.	12	445	284	18	.638	4,571	47	176.9
1981	Jim McMahon, BYU	Sr.	10	423	272	7	.643	3,555	30	155.0
1983	Steve Young, BYU	Sr.	11	429	306	10	.713	3,902	33	168.5
1989	Ty Detmer, BYU	So.	12	412	265	15	.643	4,560	32	175.6
1996	Steve Sarkisian, BYU	Sr.	14	404	278	12	.688	4,027	33	173.6



OUTLAND TROPHY WINNERS

JASON BUCK



JASON BUCK • 1986

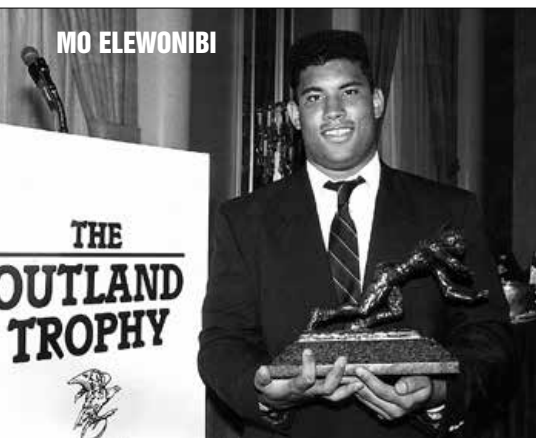
Transfers Jason Buck, a defensive tackle, and Mohammed Elewonibi, an offensive guard, won the Outland in 1986 and 1989, respectively.

Buck, a 6-6, 270-pound senior from St. Anthony, Idaho, was a quarterback going into junior college at Ricks College. Buck led the 1986 Cougars with 218.5 defensive points and registered 26 unassisted tackles, 33 assisted tackles, 13 tackles for losses, 17 quarterback hurries and 12.5 sacks.

Buck rode a publicity campaign of "One Buck" dollar bills in leading BYU to an 8-5 record and a berth in the Freedom Bowl in 1986.

"For me it was just a thrill to be on the field every Saturday at BYU," said Buck. "To win the Outland Trophy was a dream come true."

MO ELEWONIBI



MOHAMMED ELEWONIBI • 1989

Mohammed Elewonibi, a 6-5, 290-pound, senior from British Columbia, Canada, spent his childhood in his native Nigeria and didn't play football until after high school, at Snow Junior College. "Mount Mohammed" led BYU to a 10-3 record, a berth in the Holiday Bowl in 1989 and graded out four times with perfect pass protection as a senior.

The Outland Trophy honors the outstanding interior lineman in the nation and was first presented in 1946 by the Football Writers Association of America.

The award is named for its benefactor, Dr. John H. Outland.

Two of BYU's greatest interior linemen, Jason Buck (top), a defensive tackle, and Mohammed Elewonibi (bottom), an offensive guard, earned the Outland Trophy award. In 1986, Buck, an amazing pass rusher, anchored one of BYU's strongest defensive teams ever. Elewonibi won the award in 1989 because of his outstanding protection of future Heisman Trophy winner Ty Detmer. Both players went on to successful professional careers in the NFL.



LUKE STALEY

2001 DOAK WALKER AWARD

While his teammates and coaches were watching in their hotel rooms from Hawai'i, over 6,000 miles away, BYU running back Luke Staley was named the winner of the 2001 Doak Walker Award. The annual award, which was presented on the ESPN Home Depot College Football Awards Show from Orlando, Fla., is presented to college football's top running back.

"This is a great honor," Staley said. "I can't express how grateful I am for my family, my teammates, my coach - everyone who made this possible."

In addition to winning the Doak Walker Award, Staley was also named as a first-team member of the prestigious Walter Camp Foundation All-America Team. Staley was the first BYU consensus All-American since Ty Detmer was twice selected in 1990 and 1991. In addition to the Walter Camp Foundation All-America team, Staley was named a first-team All-American by the American Football Coaches Association, Football Writers Association of America, the Associated Press, The Sporting News, Football News and CNN-just to name a few.

"We're very proud of Luke and all his accomplishments," BYU head coach Gary Crowton said. "Since we started this season back in August, we have been telling these guys to work hard, stay focused and great things will happen. This award, although presented to Luke, is a tribute to the hard work and commitment each and every player and coach has made this season. Luke is probably one of the best examples we have had, in terms of working hard and staying focused."

This is a great tribute
for a great athlete,

a great teammate and a great young man. We couldn't be more proud of him."

Staley, from Tualatin, Ore., led the nation in scoring (15.5 p/game), yards per carry (8.1 y/carry) and finished the 2001 season ranked third in the nation in rushing, averaging 143.8 yards per game. He helped pace the Cougars to a 12-2 record on the season, scoring a BYU single-season record 28 touchdowns. Staley also racked up a BYU single-season record 1,582 yards rushing on the season.



ESPN's Chris Fowler interviews an injured Luke Staley after he was awarded the 2001 Doak Walker Award at the ESPN Home Depot College Football Awards show.



"This is a great tribute for a great athlete, a great teammate and a great young man. We couldn't be more proud of him."

Gary Crowton
BYU Head Coach, 2001





BYU'S POLYNESIAN TRADITION



POST OKLAHOMA GAME
CELEBRATION
2009

BYU's football program has tapped into the Pacific Islands to find players since 1951 when Harry Bray of Hilo, Hawai'i, transferred from Weber College to play for the Cougars. Other Pacific Islanders who followed included: Famika Anae (1954-55), John Kapele (1957-59), John Kawaa (1962-1963), John Lupoi (1967-1969) and Henry Nawahine (1964-1965). Some of BYU's most celebrated and decorated players have come from the Pacific islands, including All-Americans, national record holders and players who have gone on to compete in the NFL.

Since 1951, hundreds of Polynesian players have suited up for BYU. The Cougars' Polynesian players have come from Hawai'i, Tonga, Samoa and Fiji. Some of the most notable players include Vai Sikahema, the NCAA's career leader in punt returns, All-American and NFL veteran tight end Itula Mili and BYU's third all-time rushing leader Lakei Heimuli. Many former BYU Polynesian have gone on to play in the NFL.


Of the hundreds of Polynesian players, several rank among the top statistical leaders in BYU history. Two of the top-10 career rushers are Polynesian, including career leader Harvey Unga. Two of the top-10 leaders in career

receiving yards are also Polynesian. Since 1982, 10 of BYU's season-rushing leaders have been Pacific Islanders.

Some of the many standout Polynesian athletes who excelled on the gridiron for BYU include:

Mekeli Ieremia (1974-1977), Wally Molifua (1972-1973), Pili Saluone (1970-71), Charles Ah You (1973-74), Keith Uperesa (1974-77), Pisa Finai (1975), Marcus Kanahele (1975-76), Pulusila Filiaga (1979-81), David Aupui (1979-82), Allen Salanoa (1982), Brad Anae (1980-81), Louis Wong (1982-84), Robert Anae (1982-84), Lakei Heimuli (1983-1986), Vai Sikahema (1980-81, 83-85) Kurt Gouveia (1983-85), Ladd Akeo (1984-86), Andy Kato (1984-1987), Steve Kaufusi (1983-86), Thor Salanoa (1985-87), Chris Bisho (1986-1987), Alema Harrington (1986-88), Tau Harrington (1988-1990), Sim Tiatia (1988-90), Tom Tuipulotu (1983-85), Peter Tuipulotu (1989-91), Wayne Faaluafua (1981-1982), Fotu Katoa (1989) Rich Kaufusi (1989-90); Chris Matau (1985-1986); Micah Matsuzaki (1989-1993); Phil Nauahi (1987-1988), Alema Fitiseanu (1985-90), Spencer Reid (1994-97), Gabriel Reid (1999-02), Donny Atuia (1996-1999); Mark Atuia (1991-1996); Justin Ena (1997-2001); Elias Faupula (1994-1995); Setema Gali Jr. (1997-2000); Fred Katoa (1990); Harland Ah You (1995-97); K.O. Kealaluhi (1995-1996); Henry Bloomfield (1995-96), Tevita Liava'a (1997); Issiah Magalei (1996-1998); Shane Magalei (1996-1999); Reno Mahe (1998-2002); Itula Mili (1991-1996); John Moala (1996-1997); John Moeaki (1994); Stan Moleni (1998); Kelepi Ofahengaue (1996); Tevita Ofahengaue (1997-2000); Vaha Ongoogotau (1994-1995); John Raass (1994-1995); Stan Raass (1994-1995); Terence Saluone (1992-1993); Kapi Sikahema (1991); Kalani Sitaki (1994-2000); Casey Tiumalu (1982-1983); Mike Ulufale (1994-1995); Morris Unutoa (1989-1995), Aaron Francisco (2001-04), Shaun Nua (2002-04), Ifo Pili (1999-2003), Jason Kukahiko (2001-04), Hanale Vincent (2001-04), Manaia Brown (2002-05), Fahu Tah (1999, 02-05), Vince Feula (2004-05), Daniel Marquardt (2001-05), T.J. Sitake (1998-00, 04-05), Jake Kuresa (2003-06), Hala Paongo (2004-06), Sete Aulai (2006-07), David Tafuna, Ray Feinga, Fui Vakapuna, Bryce Mahuika (2006-08), Manase Tonga (2005-09), Harvey Unga (2006-2009), Vic So'oto (2005-10), Hebron Fangupo (2011), Romney Fuga (2006-2012) and Eathyn Manumaleauna (2007, 10-pres.), Michael Alisa (2008, 11-pres.), Iona Pritchard (2008, 11-pres.), Uani 'Unga (2011-pres.)

2010: BYU'S POLYNESIAN CONTINGENT



RAY FEINGA
(ALL-MVC 2007-08)



TWO-TIME ALL-WAC:
MEKELI IEREMIA

TIGHT END TRADITION

Although known as the Quarterback Factory, BYU signal callers wouldn't make the record books without someone on the receiving end of their throws. With BYU's tradition of wide-open offenses, the tight end position has thrived in its offensive scheme.



FIRST TEAM ALL-CONFERENCE TE

Brian Billick	1976
Clay Brown	1979
Clay Brown	1980
Gordon Hudson	1982
Gordon Hudson	1983
David Mills	1984
Trevor Molini	1985
Chris Smith	1989
Chris Smith	1990
Byron Rex	1991
Byron Rex	1992
Chad Lewis	1995
Chad Lewis	1996
Itula Mili	1996
Doug Jolley	2001
Jonny Harline	2005
Jonny Harline	2006
Dennis Pitta	2007
Dennis Pitta	2008
Dennis Pitta	2009

ALL-AMERICAN TE

Clay Brown	1980
Gordon Hudson*	1982
Gordon Hudson*	1983
David Mills	1984
Trevor Molini	1985
Chris Smith	1989
Chris Smith	1990
Byron Rex	1992
Chad Lewis	1996
Itula Mili	1996
Jonny Harline	2006
Dennis Pitta	2008
Dennis Pitta*	2009
*consensus	

Tight ends have thrived in the BYU offensive system for years. Like no other school in the nation, BYU's tight ends have earned unprecedented success as a featured position in BYU's wide-open offense. Over the years, Cougar football has emerged as the home of some of the best pass-catching tight ends in NCAA history. Starting with "Miracle Bowl" hero Clay Brown in 1980, 10 BYU tight ends have earned All-America status. Since 1976, 12 Cougar tight ends have received 20 first-team All-Conference citations. Five former Cougars helped lead their teams to the Super Bowl—Doug Jolley with the Oakland Raiders in 2003, Chad Lewis with the Philadelphia Eagles in 2005, Itula Mili with the Seattle Seahawks in 2006, Gabriel Reid with the Chicago Bears in 2007 and Dennis Pitta with the Baltimore Ravens in 2013. Two former BYU Cougars, Todd Christensen and Chad Lewis, have been named to several Pro Bowl teams during their successful professional careers as tight ends. A BYU tight end was named first-team all-conference (Jonny Harline in 2005 and 2006 and Dennis Pitta in 2007, 2008 and 2009) in five-straight years. In 2009, BYU became the first team in conference history to sweep the MWC tight end honors as Andrew George earned All-MWC Second Team accolades while Pitta was a consensus All-American.



Dennis Pitta, the NCAA's career receiving tight end leader, was an NCAA Consensus All-American in 2009. Now in the NFL, he caught a touchdown pass to help the Baltimore Ravens win the 2013 Super Bowl.



HALL OF FAME INDUCTEES

The College Football Hall of Fame, located in South Bend, Indiana, has honored seven of BYU's greats.



TY DETMER

QUARTERBACK: 1988-1991

INDUCTED: DECEMBER 2012

BYU's only Heisman Trophy Winner, Detmer is BYU's seventh inductee into the Hall of Fame. Detmer also won the Maxwell Award, two Davey O'Brien Awards and set 63 NCAA records in his tenure. Twice named a consensus All-American, Detmer won national player of the year awards from organizations such as UPI, CBS, Scripps Howard and the U.S. Sports Academy. His 15,031 career passing yards and 121 touchdowns were NCAA bests at the time, and the gunslinger still holds four records. A three-time first team All-WAC performer, Detmer led College Football Hall of Fame coach LaVell Edwards' teams to three conference titles, four bowl games, three AP top 25 finishes and a 28-21 win over top-ranked and defending national champion Miami on Sept. 8, 1990. The NCAA Today's Top VI Award recipient was a ninth round selection of the 1992 NFL Draft by the Green Bay Packers and played 14 seasons in the NFL. The founder of the Ty Detmer Charitable Foundation, he regularly holds the Ty Detmer Youth Football League in Grants, N.M. A 2000 inductee of the BYU Athletics Hall of Fame, Detmer is currently the head coach at St. Andrew's Episcopal School in Austin, Texas.



GORDON HUDSON

TIGHT END: 1980-1983

INDUCTED: 2009

Hudson is the first non-quarterback to represent BYU as a player in the Hall. A consensus All-America First Team pick in 1982 and 1983, Hudson is still the NCAA FBS record holder for most passes caught per game by a tight end (5.4) in a career, most career yards per game by a tight end (75.3) and most yards in a single game by a tight end (259). Hudson helped BYU win four conference championships (WAC) and earn four Holiday Bowl invitations during his career from 1980-83. He totaled 2,484 receiving yards and 22 touchdowns during his All-American career.



LAVELL EDWARDS

HEAD COACH: 1972-2000

INDUCTED: 2004

A coaching icon whose success and longevity are paralleled by few, Edwards guided BYU to heights never before reached in the program's history. Edwards posted a record of 257-101-3 (.716) over a span of 29 seasons at BYU. From 1972 until his retirement following the 2000 season, Edwards roamed the sidelines at BYU—a tenure that ranks fifth all-time among coaches at one school. In 20 of those 29 seasons, the Cougars claimed the league title. Guiding BYU to 22 bowl game appearances, including a streak of 17-straight bowl appearances, Edwards reached the pinnacle of coaching success in 1984 by winning the National Championship. His 257 wins rank him seventh in NCAA Division I-A history, and he has more victories than every other coach in BYU history combined. At the helm, Edwards coached one Heisman Trophy winner, two Outland Trophy recipients, four Davey O'Brien award winners and 32 All-Americans—not to mention countless players who went on to professional careers in the NFL. He was named NCAA District 8 Coach of the Year eight times, the Bobby Dodd National Coach of the Year in 1979 and AFCA National Coach of the Year in 1984. Named the State of Utah's Coach of the Century, Edwards is a member of the State of Utah Sports Hall of Fame. "A spectacular choice," Steve Young said. "When you think of the Hall of Fame, you think of longevity, excellence, leadership and quality. In my book, Hall of Fame and LaVell Edwards go hand in hand. He is definitely a worthy recipient of this honor."



STEVE YOUNG

QUARTERBACK: 1982-83

INDUCTED: 2000

One of the greatest collegiate quarterbacks of all time, Young set 13 NCAA records. As a junior, he averaged 318.8 yards per game of total offense, earning All-Western Athletic Conference recognition and Conference Player of the Year honors. In his senior season, he repeated as a first-team All-WAC selection, completed 306 of 429 pass attempts for an impressive .713 percentage and led BYU to its second straight Holiday Bowl. His .713 completion percentage, 3,902 yards passing, 4,346 yards of total offense and 33 touchdowns all led the nation. He completed 592 of 907 attempts for a .653 average, threw for 7,733 yards and 56 touchdowns and had 8,817 yards of total offense in only 31 games. A unanimous All-American and academic All-WAC selection, Young was the runner-up for the Heisman Trophy and received a National Football Foundation and College Football Hall of Fame Scholar-Athlete Award in recognition for his excellence on the field, in the classroom and in the community. Young retired after 15 seasons in the NFL, where he earned two MVP awards, seven trips to the Pro Bowl and led the San Francisco 49ers to win the Super Bowl in 1995, earning MVP honors.



HALL OF FAME INDUCTEES

The College Football Hall of Fame, located in South Bend, Indiana, has honored seven of BYU's greats.

JIM MCMAHON

QUARTERBACK: 1978-81

INDUCTED: 1998

In 1998 Jim McMahon (1977-78, 80-81) joined former BYU quarterbacks Gifford Nielsen and Marc Wilson, who were inducted into the National Football Foundation Collegiate Hall of Fame in 1994 and 1996, respectively. McMahon set 75 NCAA records at BYU, was a 1981 first team All-American by Kodak (Coaches), College & Pro Weekly, Associated Press, UPI, Football Writers Association of America, and second team NEA. In 1980 he earned first team All-America from the FWAA. McMahon balloted third place for the Heisman Trophy in 1981 and fifth in 1980. In 1981, he won the Davey O'Brien Trophy, the Sammy Baugh Award, the Utah Sportsman of the Year and the NCAA Co-Offensive Player of the Year with Marcus Allen (Pigskin Club of Wash., D.C.). He led the NCAA in pass efficiency (155.0) and total offense (345.8) in 1981 as well as pass efficiency (176.9) and total offense (385.6) in 1980. He set 29 Western Athletic Conference records and was three-time WAC Player of the Year and first team all-league. He broke 23 school records, was MVP of the 1980 and 1981 Holiday Bowls and has been inducted to the Holiday Bowl Hall of Fame. McMahon passed for 9,536 yards, threw 84 touchdowns and completed 653 of 1,056 passes during his career at BYU. McMahon played for the Chicago Bears from 1982-88 (1985 Super Bowl Champions, 1985 Pro QB of the Year, and Pro Bowl); San Diego Chargers in 1989; Philadelphia Eagles from 1990-92; Minnesota Vikings in 1993; Arizona Cardinals in 1994; and Green Bay Packers from 1995-96 (1997 Super Bowl Champions).



MARC WILSON

QUARTERBACK: 1976-79

INDUCTED: 1996

One of the most celebrated quarterbacks in Cougar history, Marc Wilson earned consensus All-America honors in 1979 and was inducted into the Hall of Fame on Dec. 10, 1996. In Wilson's first game as a starter, he was 15 of 25 for 332 yards with seven touchdowns in a 63-17 triumph over Colorado State and was consequently named Sports Illustrated's Offensive Player of the Week. In Wilson's career at BYU, he set 10 NCAA records. The 6-5, 204-pound quarterback ranked fourth in the nation in passing efficiency with a 147.1 rating in 1979. That same year, Wilson finished third in the Heisman balloting, led his team to an undefeated regular season, and was named the Holiday Bowl's Offensive MVP. A true student-athlete, Wilson was the recipient of the NCAA Top Five Award and its post graduate scholarship. A first round draft pick of the Oakland Raiders, Wilson played eight seasons before finishing his career with the New England Patriots. Presently, Wilson is a land developer in the North Seattle area. He and his wife, Colleen, live in Woodinville, Wash. with their four children.



GIFFORD NIELSEN

QUARTERBACK: 1975-77

INDUCTED: 1994

Nicknamed the "Mormon Rifle," Gifford Nielsen became BYU's first Hall of Fame inductee in 1994. His prolific passing career began when he came off the bench in the third game of his sophomore season to lead the Cougars to a 16-15 come-from-behind win by completing 10 of 12 passes. "From that point on," Nielsen said, "everything clicked, and it's just amazing what happened." As a junior in 1976, Nielsen really made fans sit up and notice. He passed for 3,192 yards and 29 touchdowns, set 13 WAC records and made All-America. Next season promised even more. He threw five touchdown passes against New Mexico, six against Utah State and was twice named Player of the Week. For the first time, a BYU football team was nationally ranked. "It was like a little dream world," said Nielsen, a product of Provo High School. "The numbers were just mind-boggling. Everything you could ever dream of as a kid in Provo, Utah, was in the palm of my hand." On Oct. 8, 1977, his season and college career ended when he suffered a serious injury. Over three years Nielsen averaged an astounding 243 yards passing per game. Nielsen played six years with the Houston Oilers and was the last quarterback to lead the Oilers to the AFC finals. He and his wife Wendy have six children.



Established in 1947 by the National Football Foundation and College Hall of Fame, Inc., the first class was inducted in 1951. In order to be eligible for the Hall of Fame, a nominated player must be out of college at least ten years and a first team All-America selection by a major selector during his career. The voting is done by a 12-member panel made up of athletic directors, conference and bowl officials and media representatives. The College Football Hall of Fame was located in South Bend, Indiana but is moving to Atlanta, Georgia. For more information visit <http://collegefootball.org/>.



ALL-CONFERENCE FIRST TEAM PERFORMERS

1962

Roger DuPaix, guard
Eldon Fortie, halfback

1965

Phil Odle, wide receiver
Virgil Carter, quarterback
John Ogden, fullback

1966

Phil Odle, wide receiver
Grant Wilson, guard
Virgil Carter, quarterback
John Ogden, fullback
Curg Belcher, linebacker
Bobby Roberts, safety

1967

Phil Odle, wide receiver
Max Newberry, tackle
Bobby Roberts, safety
Craig Bozich, linebacker

1969

Mel Olson, center
Jeff Slipp, def. back
Chris Farasopoulos, def. back

1970

Ken Serck, tackle
Gerald Meyer, def. back
Chris Farasopoulos, def. back

1971

Gordon Gravelle, off. guard
Joe Liljenquist, def. end
Jeff Lyman, linebacker
Dan Hansen, safety
Golden Richards, returner

1972

Paul Howard, off. guard
P. Van Valkenburg, run. back
Paul Linford, def. tackle
Ron Tree, linebacker
Dave Atkinson, def. back
Dan Hansen, safety

1973

Jay Miller, wide receiver
Paul Linford, def. tackle

1974

Brad Oates, off. tackle
Lloyd Fairbanks, off. guard
Orrin Olsen, center
Gary Sheide, quarterback

Keith Rivera, def. end
Paul Linford, def. tackle
Larry Carr, linebacker

1975

Brad Oates, off. tackle
Jeff Blanc, running back
Sid Smith, linebacker
Gary Shaw, def. back
Dana Wilgar, def. back

1976

Brian Billick, tight end
Dave Hubbard, off. line
Gifford Nielsen, quarterback
Jeff Blanc, running back
Mekeli Ieremia, def. end

Bill Rice, def. line

Rod Wood, linebacker
Blake Murdock, linebacker
Dana Wilgar, def. back

1977

Mike Chronister, receiver
Keith Uperesa, off. tackle
Lance Reynolds, off. tackle
Todd Christensen, fullback
Mekeli Ieremia, def. end
Mark Bernsten, linebacker
Jason Coloma, def. back

1978

Mike Chronister, receiver
Tom Bell, off. line
Al Gaspard, off. line
Jim McMahon, quarterback
Mat Mendenhall, def. line
Ross Varner, def. line
Larry Miller, linebacker
Jason Coloma, def. back

1979

Lloyd Jones, wide receiver
Clay Brown, tight end
Tom Bell, off. line
Nick Eyre, off. line
Danny Hansen, off. line
Scott Nielson, off. guard
Marc Wilson, quarterback
Homer Jones, running b
Glen Titensor, def. end
Glen Redd, linebacker
Gary Kama, linebacker

John Neal, def. back
Bill Schoepflin, def. back

1980

Jim McMahon, quarterback
Lloyd Jones, wide receiver
Clay Brown, tight end
Nick Eyre, off. tackle
Calvin Close, off. guard
Glen Titensor, def. line
Brad Anae, def. end
Glen Redd, linebacker
Bill Schoepflin, def. back
Mark Brady, def. back
Clay Brown, punter

1981

Jim McMahon, quarterback
Dan Plater, wide receiver
Calvin Close, off. guard
Brad Anae, def. end
Kyle Whittingham, linebacker

1982

Steve Young, quarterback
Gordon Hudson, tight end
Bart Oates, center
Lloyd Eldredge, off. guard
Vince Stroth, off. tackle
Chuck Ehlin, nose guard
Mike Morgan, def. tackle
Todd Shell, linebacker
Tom Holmoe, def. back
Mike Mees, punter

1983

Steve Young, quarterback
Gordon Hudson, tight end
Todd Shell, linebacker
Casey Tiumalu, run. back
Rex Burningham, off. tackle
Brandon Flint, def. end
Jon Young, def. back

1984

Robbie Bosco, quarterback
Glen Kozlowski, receiver
David Mills, tight end
Marv Allen, linebacker
Trevor Matich, center
Craig Garrick, off. guard
Kyle Morrell, def. back
Jim Herrmann, def. end

1985

Jason Buck, def. tackle
Mark Bellini, wide receiver
Trevor Molini, tight end
Kurt Gouveia, linebacker
Lakei Heimuli, fullback
Leon White, linebacker
Dave Wright, off. tackle

1986

Jason Buck, def. tackle
Shawn Knight, def. tackle
Lakei Heimuli, running back
Mark Bellini, wide receiver
Rodney Thomas, def. back

1987

John Borgia, off. guard
Leonard Chitty, kicker
David Futrell, nose guard
Troy Long, def. back
Thor Salanoa, linebacker

1988

Chuck Cutler, wide receiver
Bob Davis, linebacker
Rodney Rice, def. back
Pat Thompson, punter
Brian White, off. tackle

1989

Eric Bergeson, def. back
Bob Davis, linebacker
Ty Detmer, quarterback
Mo Elewonibi, off. guard
Chris Smith, tight end

1990

Matt Bellini, halfback
Andy Boyce, wide receiver
Ty Detmer, quarterback
Alema Fitisemanu, LB
Neal Fort, off. tackle
Earl Kauffman, punter
Rich Kaufusi, def. tackle
Brian Mitchell, def. back
Chris Smith, tight end
Robert Stephens, center

1991

Rocky Biegel, linebacker
Ty Detmer, quarterback
Bryan May, off. guard
Byron Rex, tight end

Lance Reynolds
All-WAC 1977



Rodney Thomas
All-WAC 1986



Rich Kaufusi
All-WAC 1990



Tim McTyer
All-WAC 1996



1992

Scott Brumfield, off. line
Lenny Gomes, off. line
Eric Drage, wide receiver
Derwin Gray, def. back
Shad Hansen, linebacker
Garry Pay, center
Byron Rex, tight end

1993

Todd Herget, linebacker
Eric Drage, wide receiver
Mike Empey, off. line

1994

Randy Brock, def. end
Evan Pilgrim, off. guard
Jamal Willis, halfback

1995

Chad Lewis, tight end
Larry Moore, off. line
John Raass, def. line
Shay Muirbrook, linebacker
Stan Raass, linebacker
James Dye, returner

1996

Itula Mili, tight end
Chad Lewis, tight end
Larry Moore, off. line
Steve Sarkisian, quarterback
Henry Bloomfield, def. line
Shay Muirbrook, linebacker
Tim McTyer, def. back
Omarr Morgan, def. back
James Dye, rtn specialist

1997

Omarr Morgan, def. back
John Tait, off. line

1998

John Tait, off. line
Rob Morris, linebacker
Brian Gray, cornerback
Daren Yancey, def. line

1999

Kevin Feterik, quarterback
Byron Frisch, def. end
Brian Gray, def. back
Morgan Hooks, wide receiver
Matt Johnson, off. line
Rob Morris, linebacker

John Tait
All-WAC 1997, 1998

**2000**

Owen Pochman, kicker
Setema Gali, def. end
Justin Ena, linebacker
Aaron Edmunds, punter

2001

Luke Staley, running back
Brandon Doman, quarterback
Reno Mahe, wide receiver
Doug Jolley, tight end
Jason Scukanec, center
Ryan Denney, def. end
Jernaro Gilford, def. back
Justin Ena, linebacker

2002

Dustin Rykert, off. line
Brady Poppinga, def. line
Matt Payne, punter

2003

Aaron Francisco, safety
Brady Poppinga, def. line
Matt Payne, punter

2004

Todd Watkins, wide receiver
Aaron Francisco, safety
Brady Poppinga, def. line
Matt Payne, punter

2005

John Beck, quarterback
Curtis Brown, running back
Jonny Harline, tight end

2006

John Beck, quarterback
Curtis Brown, running back
Jonny Harline, tight end
Jake Kuresa, off. line
Cameron Jensen, linebacker


2007

Max Hall, quarterback
Dennis Pitta, tight end
Ray Feinga, off. line
Dallas Reynolds, off. line
Jan Jorgensen, def. line
Bryan Kehl, linebacker

2008

Austin Collie, wide receiver
Dennis Pitta*, tight end
Ray Feinga, off. line

Todd Watkins
All-MWC 2004



Dallas Reynolds, off. line
Jan Jorgensen, def. line

2009

Dennis Pitta*, tight end
Harvey Unga, running back
Matt Reynolds, off. line
Jan Jorgensen, def. line

2010

Matt Reynolds, off. line
Andrew Rich, def
Vic So'oto, def. line

2011*

Riley Nelson, quarterback
Cody Hoffman, wide receiver
Braden Hansen, off. line
Matt Reynolds, off. line
Kyle Van Noy, linebacker
Travis Uale, def. back
Corby Eason, def. back



**All-Independent Selections.*

*To view BYU's 2012
All-Independent honorees,
turn to page 100*

Cameron Jensen
All-MWC 2006



Dennis Pitta
All-MWC 2007, 2008, 2009





ALL-AMERICANS (select bios)

ELDON FORTIE ('61,'62) Nicknamed "The Phantom," Fortie broke 21 school records and is one of only two players in BYU football history to have his number retired. Rushed for 1,149 yards, an average of 5.8 per carry, and passed for 814 yards in 1962. Holds BYU record for most rushing yards in a game (272).

JAY MILLER ('73) Led the nation in receiving with 100 receptions for 1,181 yards including eight touchdowns. Holds BYU record for most receptions in a game (22) and most receiving yards in a game (263).

WAYNE BAKER ('74) Named second team All-American his senior season when he finished with 82 tackles (67 assisted, 15 solo). He also recorded nine quarterback hurries and 10 quarterback sacks as a senior.

BRAD OATES ('75) He was All-Western Athletic Conference and co-captain his last two seasons at BYU, and was named second team All-American by the Associated Press.



Marc Wilson • 1978,'79

GIFFORD NIELSEN ('76) Nicknamed the "Mormon Rifle," he threw 207 completions for 3,192 yards and 29 touchdown passes. Led nation in touchdown passes, second in total offense, fourth in passing. As a team, the Cougars finished first in passing (307.8), sixth in total offense (424.4) and eighth in NCAA scoring (31.9). 1994 College Football Hall of Fame inductee.

MARC WILSON ('78,'79) Threw 250 completions for 3,720 yards with 29 touchdown passes. Threw seven touchdown passes in first start. Led NCAA in total offense. Ranked fourth in the nation in passing efficiency with a 147.1 rating. 1979 Senior Bowl MVP. Finished third in Heisman voting. Set 19 NCAA records in his career. Winner of Sammy Baugh Trophy as college passer of the year. Led team to an undefeated regular season and was named the Holiday Bowl's Offensive MVP. 1996 College Football Hall of Fame inductee.

CLAY BROWN ('80) Made game winning "hail mary" catch in 1980 Holiday Bowl against SMU. Had 1,009 receiving yards in 1980.

NICK EYRE ('80) Nicknamed "The Bear," Was BYU's first consensus All-American lineman. Finished third in the Outland Trophy voting. Was a three-year starter for 24 consecutive games.

JIM McMAHON ('80,'81) Led nation with 4,571 yards passing including 47 touchdowns in 1980. First

Division I player to pass for more than 4,000 yards in a season. Set or tied 26 NCAA records. Led nation in total offense (385.6) and pass efficiency (176.9), which ranks fourth all-time in NCAA history. Finished fifth in Heisman voting. Won first-ever Davey O'Brien Award in 1981. Led nation with 3,555 yards passing including 30 touchdowns. Led the NCAA in pass efficiency (155.0) and total offense (345.8). Finished third in Heisman voting. Finished career with 75 NCAA records. 1998 College Football Hall of Fame inductee.

BART OATES ('82) As a two-year starter on the offensive line, Oates earned Honorable Mention All-WAC in 1981 and All-WAC First Team in 1982. He was also named to the All-District VII All-Academic team. Oates also enjoyed a successful career in the NFL.

GORDON HUDSON ('82,'83) A two-time All-American, Hudson had 67 catches for 928 yards and six touchdowns in 1982 and 44 catches for 596 yards and six touchdowns in 1983. He was also a two-time first-team All-WAC selection. He set five NCAA records.

STEVE YOUNG ('83) Won Davey O'Brien Award and finished runner-up for the Heisman. BYU led nation in total offense and was second in scoring. Cougars set NCAA total offense record with 584.2 yards per game.

ROBBIE BOSCO ('84,'85) Led BYU to only National Championship in school history. Led nation in total offense and finished

Gordon Hudson • 1982,'83

BYU's Consensus All-Americans

A "consensus All-American" is a player who is listed as a first team All-American by at least half of the recognized lists.

Marc Wilson	QB	1979	Mo Elewonibi	OL	1989
Nick Eyre	OL	1980	Chris Smith	TE	1990
Jim McMahon	QB	1981	Ty Detmer	QB	1990
Gordon Hudson	TE	1982	Ty Detmer	QB	1991
Gordon Hudson	TE	1983	Luke Staley	RB	2001
Steve Young	QB	1983	Dennis Pitta	TE	2009
Jason Buck	DL	1986			





Steve Young • 1983



Robbie Bosco • 1984



Jim McMahon • 1980, 1981



Jay Miller • 1973, 1974



Ty Detmer • 1990, 1991

runner-up in passing efficiency (151.8). Runner-up for Davey O'Brien Award and third in Heisman voting.

KYLE MORRELL ('84) As BYU's safety Morrell was honored as the WAC Defensive Player of the Year with 70 tackles, three interceptions and one sack.

LEON WHITE ('84) Selected defensive MVP of the 1984 Holiday Bowl. Named second-team All-America by The Sporting News as a junior (1984) and honorable mention All-America as a senior (1985) by the AP. Had 10 pass deflections in 1984, including five against Utah State. Recorded 90 tackles, five tackles for loss and two sacks his senior season.

DAVID MILLS ('84) Led team in receiving during his senior season when he caught 60 passes for 1,023 yards and seven touchdowns. Played on four WAC championship teams, including the National Championship team in '84.

TREVOR MATICH ('84) Was named to the AP All-America Third Team and Football News Honorable Mention as a center. Also named All-WAC First Team, played in the senior bowl, and was the 28th pick in the 1985 NFL draft by the New England Patriots.

MARK BELLINI ('85) A former walk-on, Bellini led BYU with 63 receptions for 1,008 yards, including 14 touchdowns his senior season in 1985. He was also 10th nationally in receiving average of 5.7 catches per game. Had 138 receptions, 2,267 yards receiving and 23 touchdowns in his career.

TREVOR MOLINI ('85) Named third-team All-American as a tight end his sophomore season and received an honorable mention nod during his junior season. Caught 63 passes for 849 yards and three touchdowns as a

sophomore. Caught 11 passes for 186 yards and two touchdowns against New Mexico in 1985.

JASON BUCK ('85,'86) Became only the third player in the western United States to win Outland Trophy. Had 59 tackles, 13 tackles for loss and 12.5 sacks in 1986.

PAT THOMPSON ('88) Led conference in punting with 49 punts for 2,195 yards, an average of 44.8 yards per punt. Led the nation in punting for much of the season.

MO ELEWONIBI ('89) Didn't play football until after high school. Led BYU to a 10-3 record, a berth in the Holiday Bowl and graded out four times with perfect pass protection as a senior. He was the 1989 Outland Trophy winner.

BOB DAVIS ('89) Had 137 tackles, including six sacks his senior season. Dick Butkus Award candidate.

CHRIS SMITH ('89,'90) Led team with 60 catches for 1,090 yards, including five touchdowns in 1989. Set NCAA record for tight end with 1,156 yards receiving in 1990. Caught 68 passes and scored two touchdowns.

TY DETMER ('90,'91) First collegian from the Rockies to win the Heisman Trophy. Passed for 5,188 yards and 41 touchdowns. Member of the NCAA All-Decade team. Still holds four NCAA records. His career record of 15,031 yards passing is fourth highest in Division I football history.

BYRON REX ('92) Named UPI second team All-American tight end in 1992. He was also a two-time All-WAC selection (1991-1992).

ALAN BOARDMAN ('93) A four-year starter who recorded 204 punts for

8,636 yards, averaging 42.3 yards per kick. His freshman year he ranked ninth among punters nationally with a 43.13 average per kick.

EVAN PILGRIM ('92,'94) A three-year starter on BYU's offensive line. In 1994, his senior season, Pilgrim anchored an offensive line that was fifth in the nation in total offense. He helped Jamal Willis become the all-time leading rusher in BYU history, and led the Cougars to a No. 10 national ranking (final season ranking). Pilgrim was named a second team All-American guard by the Associated Press after his senior year.

ITULA MILI ('96) Had 46 catches for a nation-leading 692 yards and three touchdowns for tight ends. First-team All-WAC after senior season.

STEVE SARKISIAN ('96) He had a record-setting two-year (1995-96) career at BYU. Sarkisian completed 549-of-824 passes (66.6 percent) for 7,755 yards and 55 TDs in his career. As a senior in 1996, he led the nation in passing efficiency (173.6, the seventh best mark ever) as the Western Athletic Conference champion Cougars went 14-1 and won the Cotton Bowl. He was the WAC Offensive Player of the Year in 1996 and a second-team All-American.

ROB MORRIS ('98,'99) Two-time all-conference selection. His 345 career tackles is eighth all-time at BYU. He was a first round draft pick in 2000 by the Indianapolis Colts. Morris was named to the Associated Press, The Sporting News and Football News All-American first-teams after his senior year. He was also a semifinalist for Butkus Award, given to nation's top linebacker, and the WAC Defensive Player of the year in 1998 after posting 147 tackles during his junior season.



LUKE STALEY ('01) NCAA leader in scoring (15.45 points per game) and third in the nation in rushing average at 143.82 yards per game. Set BYU single season records in touchdowns scored (28), most points scored (170) and rushing yards (1,596). He led BYU to 12-2 record and MWC Championship. He earned the nation's top running back award, the Doak Walker Award, after his outstanding junior season.

DANIEL COATS ('03) Set a BYU freshman tight end receiving record with 30 receptions for 378 yards and four touchdowns. Named a Sporting News Freshman All-American in 2003.

MATT PAYNE ('04) In 2004 he was named AFCA and Sporting News First Team All-American and AP Second Team All-American as a punter. 2004 Ray Guy and Lou Groza Award Semifinalist. Led the nation with 51 punts for an average of 48.0 yards per punt while earning All-America honorable mention recognition in 2002. He was also an All-MWC First Team selection three times (2002-04).

JONNY HARLINE ('06) Picked up six All-America citations, including first team honors from The Sporting News, ESPN, College Football News, CBS Sportsline.com, SI.com and third team honors from the Associated Press. Harline led all BYU receivers in receiving yards (935) and touchdowns (12).

JOHN BECK ('06) Named a Sporting News second team All-American while picking up Honorable Mention citations from CBS Sportsline.com, Pro Football Weekly and College Football News. Beck finished his BYU career as the second Cougar passer to surpass to 10,000-yard mark.

JAKE KURESA ('06) Named a College Football News second team All-American while earning an Honorable Mention citation from The Sporting News. Anchored an offensive unit that was fourth in the nation in yards per game. He started games at tackle, guard and center during the 2006 season.

JAN JORGENSEN ('06) Earned third team Freshman All-America honors from the Sporting News. Jorgensen started each of BYU's 13 games as a freshman. He tied had four sacks and led all defensive linemen with 34 total tackles.

HARVEY UNGA ('07) Named a Rivals.com second team Freshman All-American in 2007 after compiling 1,050 rushing yards and 600 receiving yards. Unga is the Cougars' all-time leading freshman running back and the first BYU freshman to eclipse the 1,000-yard mark in a single season. He holds the school record for most 100-yard rushing games as a freshman with seven and holds the MWC Freshman Rushing record with 1,227 yards. Received College Football News Sophomore Team honorable mention in 2008 after rushing for 1,132 yards.

DALLAS REYNOLDS ('05,'08) Named a College Football News third team All-American as a senior center in 2008 after anchoring an offensive unit that was ranked No. 6 in the nation in passing and No. 16 in total offense. Named a Sporting News third team Freshman All-American and a Rivals.com second team Freshman All-American in 2005 on offense that was ranked No. 13 in the nation. He started in all 12 games as a freshman and all 51 games of his career.

AUSTIN COLLIE ('08) Named to six different All-America teams as a junior in 2008 after leading the nation with 1,538 receiving yards and 118.31 yards per game. He was named to the CBS Sports.com First Team, earned second-team honors from AP, The Sporting News, Sports Illustrated and Rivals and third-team recognition from College Football News. Declared early for the NFL Draft as BYU's career receiving leader. Named a Sporting News Second Team Freshman All-American in 2004 after leading the nation's freshman receivers with 4.82 catches per game and 70.1 yards per game. He was also the 2004 MWC Freshman of the Year.

DENNIS PITTA ('08,'09) Named a consensus All-American in 2009. Earned first-team honors by Walter Camp Foundation, AFCA, and Pro Football Weekly; second team by AP, Sports Illustrated, CBS Sports and Rivals; third-team by Sporting News and Phil Steele; HM by College Football News. Set the NCAA record for career receiving yards by a tight end (2,901). Was Rivals.com All-America Third Team in 2008. Also received honorable mention from Sports Illustrated and College Football News.

MATT REYNOLDS ('08) Named to four different Freshman All-America teams in 2008, including Football Writers Association of America first team, Rivals.com first team, College Football News.com first team and Sporting News second team. Started all 13 games on veteran offensive line featuring four other senior starters. Received College Football News Sophomore Team recognition in 2009.

BRADEN HANSEN ('09) Named a first-team Freshman All-American by Football Writers Association of America and Phil Steele. Received honorable mention from College Football News.

KYLE VAN NOY ('12) Named to CBSSports.com second team, AP third team, CBSSports.com second team, Phil Steele third team, College Sports Madness third team and SI.com honorable mention after completing his second straight season of recording a stat in every major defensive category.

RILEY STEPHENSON ('12) Named AP second team, SI.com second team, CBSSports.com second team, Phil Steele third team, College Sports Madness third team.

BYU ALL-AMERICANS

YEAR	NAME	LEVEL/ORGANIZATION
1934	Wilson, Jessie	All-America
1939	Vaughn, Lloyd	Third Team AP
1959	Dennis, Lonnie	Third Team Williamson
1961,62	Fortie, Eldon	First Team NEA (61), Second Team UPI, AP, Williamson, Football News, Third Team AFCA
1967	Odle, Phil	First Team Dell Sports
1971	Gravelle, Gorden	Second Team AP, UPI, Universal Sports
1972	Van Valkenburg, Pete	Second Team Universal Sports, Third Team AP
1973	Miller, Jay	First Team Universal Sports
1974	Baker, Wayne	Second Team NEA
1975	Olsen, Orrin	All-America
1975	Oates, Brad	Second Team AP
1976	Nielsen, Gifford	First Team Football Writers of America, Second Team UPI, AP
1978,79	Wilson, Marc	Churchmen's (78), Consensus (79), AFCA, FWAA, UPI, AP, Walter Camp, Churchmen's (79)
1978	Coloma, Jason	Third Team AP
1978	Wood, Rod	Churchmen's
1979	Bell, Tom	Churchmen's
1980,81	McMahon, Jim	First Team Kodak, College and Pro Football Weekly, Second Team AP, UPI (80), Consensus (81)
1980	Eyre, Nick	Consensus, First Team AFCA, AFWAA, Second Team UPI, Third Team AP
1980	Brown, Clay	Second Team UPI, Third Team AP
1982	Oates, Bart	Second Team
1982,83	Hudson, Gordon	Consensus (82,83)
1983	Young, Steve	Consensus
1984	Mills, David	First Team Athlon
1984	Morrell, Kyle	First Team AP, Second Team Sporting News
1984	White, Leon	Second Team Sporting News
1984,85	Bosco, Robbie	Second Team UPI, Third Team FB News, Sporting News, AP (84), Second Team Football News (85)
1984	Matich, Trevor	Third Team AP
1985	Molini, Trevor	Third Team Football News
1985	Bellini, Mark	Second Team UPI, Third Team AP
1985,86	Buck, Jason	Third Team AP (85), Consensus (86)
1986	Knight, Shawn	Third Team AP
1988	Thompson, Pat	First Team Kodak, FWAA, Scripps-Howard, Second Team AP, UPI
1989,90	Smith, Chris	Consensus (89, 90)
1989	Davis, Bob	Third Team Football News, AP
1989	Elewonibi, Mo	Consensus
1990,91	Detmer, Ty	Consensus (90, 91)
1991,92,93	Brock, Randy	First Team Freshman FB News (91), First Team Soph. FB News (92), Almost FB News (93)
1992,93	Drage, Eric	Almost Football News (92,93)
1992	Gray, Detwin	Almost Football News (92)
1992	Hansen, Shad	Third Team Football News
1992,94	Pilgrim, Evan	Second Team Sophomore Football News (92), Second Team AP (94)
1992	Rex, Byron	Second Team UPI, Almost Football News
1993	Walsh, John	First Team Sophomore Football News, Almost Football News
1993	Herget, Todd	Almost Football News
1993	Boardman, Alan	Freshman Football News, Almost Football News
1993	Empey, Mike	Almost Football News
1993	Willis, Jamal	Almost Football News
1995	Raass, John	First Team Successful Farming Magazine
1995	Raass, Stan	First Team Successful Farming Magazine
1996	Mili, Itula	First Team AFCA
1996	Sarkisian, Steve	Second Team Football News
1996	Tait, John	Freshman - The Sporting News
1997	Dabney, Jaron	Second Team Freshman The Sporting News
1997	Johnson, Dustin	Successful Farming Magazine
1998,99	Morris, Rob	First Team FB News (98), Second Team Sporting News, AFCA, Third Team FB News (99)
1999,01	Staley, Luke	Third Team Freshman Sporting News (99), Consensus (01)
2001	Denney, Ryan	Fourth Team Sporting News
2003	Coats, Daniel	Freshman - The Sporting News
2004,08	Collie, Austin	2nd Team Frosh. Sporting News (04), 2nd Team Rivals, SI.com, AP Sporting News, CBSSports.com (08)
2004	Payne, Matt	First Team NCAA, AFCA, Sporting News, Second Team AP
2005,08	Reynolds, Dallas	Second Team Rivals.com Fresh., Third Team Sporting News Fresh. (05) Third Team (08)
2006	Harline, Johnny	First Team Sporting News, CBSSports, FB News, SI.com, ESPN, Third Team AP
2006	Beck, John	Pro Football Weekly, College Football News, Second Team Sporting News
2006	Kuresa, Jake	Second Team College Football News
2006	Jorgensen, Jan	Third Team Freshman Sporting News
2007	Unga, Harvey	Second Team Freshman Rivals.com, Scout.com Freshman, Second Team Freshman The Sporting News
2007	Feinga, Rey	Second Team SI.com
2008,09	Pitta, Dennis	Third Team Rivals.com (08), Consensus (09)
2008,09	Reynolds, Matt	Freshman FWAA First Team, Rivals.com, CFB News, Sporting News, First Team CFB News Sophomore
2009	Hansen, Braden	First Team FWAA Freshman, First Team Phil Steele Freshman
2012	Van Noy, Kyle	CBSSports.com Second Team, AP Third Team, Phil Steele Third Team, College Sports Madness Third Team, SI.com Honorable Mention
2012	Stephenson, Riley	AP Second Team, SI.com Second Team, CBSSports.com Second Team, Phil Steele Third Team, College Sports Madness Third Team



ACADEMIC ALL-AMERICANS

With 31 Academic All-Americans, BYU's reputation as a nationally renowned academic institution continues to grow. Since 1965, BYU's 31 Academic All-Americans have earned 37 Academic All-American citations.

BYU'S ACADEMIC ALL-AMERICANS

VIRGIL CARTER	1965	TY MATTINGLY	1986	CHAD LEWIS	1996
CASEY BOYETTE	1966	CHUCK CUTLER	1987	BEN CAHOON	1997
VIRGIL CARTER	1966	CHUCK CUTLER	1988	JARED LEE	2000
PAUL EHRLMANN	1966	TIM CLARK	1988	RYAN DENNEY	2001
DAN TAYLOR	1972	FRED WHITTINGHAM	1989	NATHAN MEIKLE	2005
DAN TAYLOR	1973	ANDY BOYCE	1990	DAVID OSWALD	2008
STEVE STRATTON	1973	BRAD CLARK	1992	KELLEN FOWLER	2008
STEVE MILLER	1976	BRUCE JENNE	1992	MATT BAUMAN	2008
STEVE SMITH	1976	ERIC DRAGE	1992	SCOTT JOHNSON	2009
SCOTT PHILLIPS	1980	ERIC DRAGE	1993	MATT BAUMAN	2009
DAN PLATER	1981	CORY COOK	1994	BRYAN KARIYA	2010
STEVE YOUNG	1983	ALAN BOARDMAN	1994		
MARV ALLEN	1984	ALAN BOARDMAN	1996		



Steve Young • 1983



Ty Mattingly • 1986



Chuck Cutler • '87 & '88



Eric Drage • '92 & '93



Alan Boardman • '94 & '96



Chad Lewis • 1996



Ben Cahoon • 1997



Jared Lee • 2000



Ryan Deney • 2001



Nathan Meikle • 2005



David Oswald • 2008



Kellen Fowler • 2008



Matt Bauman • '08 & '09



Scott Johnson • 2009



Bryan Kariya • 2010

AAA

Abbott, Fielding	1946-47
Adams, Doug	1972-74
Adams, John	1981
Adams, Richard	1967-69
Adams, Tim	1989
Affleck, Dave	1972-73
Aguirre, Lee	2009
Ah You, Charlie	1973-75
Ah You, CJ	2001, 03
Ah You, Harland	1995-97
Ah You, Matt	2003-04, 08
Aiono, Aissac	2001-03
Aitken, Ray	1949
Aguirre, Lee	2009-10
Akeo, Ladd	1984-86
Akerfelds, Daniel	1982-83
Alba, Micah	2002-04
Albrecht, Scott	1994
Alexander, Payton	1926-27
Alger, Ned	1950
Alisa, Michael	2008, 11-pres.
Allen, Bill	1974-75
Allen, Eddie	1936-37
Allen, James	2002-03
Allen, Mark	1983-84
Allen, Marvin	1978, 81-84
Allen, Matt	2004-07
Allen, Paul	1960-61
Alletto, Nick	2007-10
Alletto, Terrance	2009, 12-pres
Allphin, Bob	1964-65
Allphin, Dave	1965-67
Allred, Art	1969-70
Allred, Mart	1956
Ambrosius, Joe	1995-97
Anae, Brad	1980-81
Anae, Famika	1954-55
Anae, Famika	2011-12
Anae, Robert	1982-84
Andersen, Jason	1994-97
Andersen, Rj	1996-97
Anderson, Jason	1998
Anderson, John	1949
Anderson, Justin	2001-02
Anderson, Kenneth	1924
Anderson, LeGrande	1925-26
Anderson, Mel	1941
Anderson, Neil	1982-83
Anderson, Rob	1979-80
Anderson, Steve	1982
Anderson, Tyler	1988, 91-93
Anderton, Judd	2005-07
Andrews, Regan	1981-83
Andrus, Lou	1965-66
Ane, Neal	1976
Ansah, Ezekiel	2010-12
Apo, Ross	2011-present
Apostol, Kip	1976-77
Archibald, Ben	1997, 00-01
Armstrong, Bob	1982-83
Arnold, Josh	1988-91
Asay, Bert	1934-35
Ash, Wayne	1956
Ashdown, Bob	1964-66
Ashman, John	1990
Ashworth, Luke	2005, 08-10
Atkinson, Bryant	2002-03
Atkinson, Dave	1971-73
Atkinson, Jordan	2009-2010

Atuaia, Donny	1996-1999
Atuaia, Mark	1991, 94-96
Attig, Aaron	2007
August, Bill	1971-72
Aulai, Sete	2006-07
Aupui, David	1979-82
Autentico, Randy	1963
Awai, Barrett	1991-92

BBB

Badger, Lonnie	1953
Bailey, Joe	1971-73
Bailey, Mike	1971
Baker, Frank	1961-63
Baker, Wayne	1972-74
Baldwin, Tom	1993-95
Balholm, Neil	1981-82
Ball, Jason	1993
Ballard, Jim	1963
Ballif, Ariel	1924
Ballif, Jae	1950-52
Ballif, Mark	1929
Balmforth, Jim	1988-90
Baltzer, Tom	1966-67
Banker, Carl	1962-63
Banky, Richard	1965-67
Banzhaf, Steve	1970
Barker, Todd	1999
Barney, Chad	2002-03
Barrow, Bob	1961-63
Barrus, Dave	1958-59
Basinger, Earl	1927
Bateman, Eric	1995-97
Bateman, Fred	1939-40
Bateman, Max	1936-37
Bates, Dan	2004-06
Bates, Derick	1995-98
Bates, Layne	1989
Bauman, Matt	2004, 07-09
Bean, Bob	1966-67
Bean, Larry	1952
Bean, Ron	1943-54
Beatty, Byron	1989
Bechtold, John	1983
Beck, Jason	2004, 06
Beck, John	2003-06
Beck, Ryan	2004-05
Beck, Tyler	2007, 11-pres.
Beckett, Paul	1988
Beckstead, Chad	1936-38
Beckstrom, Mark	1949
Belcher, Curg	1964-67
Bell, Jeff	2007-09
Bell, Tom	1977-79
Bellini, Mark	1982, 84-86
Bellini, Matt	1987-90
Belnap, Bud	1958-60
Bench, Dean	1925
Benson, Don	1948-50
Bennion, Roy	1955, 58-59
Bergeson, Eric	1988-89
Berry, Matt	2002-05
Berry, Rex	1948-50
Berntsen, Mark	1975-77
Bertotti, George	1932
Betham, Jimmy	1999-00
Betham, John	1972-74
Beverly, Kish	2002
Biddulph, Floyd	1931-32
Biddulph, Buddy	1925

Biddy, Bob	1975-76
Biegel, Rocky	1988-91
Biegel, T.D.	1993-94
Billick, Brian	1974-76
Bills, Bob	1951
Bills, Craig	2009, 12-pres.
Bills, KC	2003, 05
Bills, Karol	1949, 52
Bingham, Neil	1968-70
Bird, Forest	1936-38
Bird, Ken	1941-42
Bird, Nick	1923
Bisgaard, Christopher	1995-96
Bisho, Chris	1986, 87
Blackham, Gordon	1964-65
Blackham, Shirl	1939-40
Blackwell, Clay	1978-79
Blanc, Jeff	1973-76
Bledsoe, Jared	1998
Bloomfield, Henry	1995-96
Bloomfield, Tefua	1994-95
Boardman, Alan	1993-96
Bockwoldt, Colby	2000-03
Bolden, Chris	2006-07
Bolli, Tyler	1993-96
Borgia, John	1984-87
Bosco, Angelo	1951
Bosco, Robbie	1983-85
Boulter, Roy	1947
Bower, Wayne	1971-73
Bowers, Carl	1969-71
Bowers, Dan	1969-71
Bowers, Wesley	1942
Bowman, Bernardino	1922-24
Bowman, George	1951-53
Bowman, Spero	1970-71
Boyce, Andy	1988-90
Boyette, Casey	1966-68
Bozich, Craig	1966-68
Bradford, Perry	1978
Bradley, Brandon	2007-10
Brady, Mark	1979-81
Brady, Mike	1960-62
Brady, Phil	1962-64
Brady, Steve	1980-81
Braga, Matt	1979-80
Brandon, Josh	2002-03
Braithwaite, Reynaldo	2003
Bray, Ken	1963-65
Brewster, Dennis	1963-65
Bright, Travis	2006-08
Brink, Lloyd	1938-40
Brinley, Eldon	1928-30
Brock, Randy	1991-94
Brooks, Brannon	2008
Brooks, Dave	1971-73
Brooks, Michael	1988
Brown, Braden	2009-12
Brown, Clay	1978-80
Brown, Curtis	1958
Brown, Curtis	2002, 04-06
Brown, Jackson	2003
Brown, Manaia	2003-05
Brown, R.K.	1957-58
Brown, Reed	1976
Brown, Rhen	2010
Brown, Terence	2005, 09-11
Brown, Tyrone	1997-98
Brumfield, Scott	1991-92
Brundage, Dewey	1951-53



Bryant, Bill	1990-92
Bryant, Dan	1995
Bryson, Thomas	2010
Buchanan, Kayle	2004-07
Buchanan, Rob	1978-79
Buck, Jason	1985-86
Buckner, Robbie	2009-12
Bullock, Burt	1956, 58-59
Bunker, Carl	1962-63
Bunnell, Karl	1927-29
Bunnell, Merrill	1922-23
Burbidge, Jon	2001-04
Burningham, Rex	1982-83
Burr, Bruce	1950
Burr, Tom	1951
Busenbark, Don	1986-88
Bushore, Don	1946-49
Buswell, Blair	1981
Butler, Tony	1982
Buy, Joseph	1926-28
Bybee, Royce	1979-80

CCC

Cabulagan, Pat	1981-83
Cahoon, Ben	1996-97
Cahoon, Brad	1986-87
Caldwell, Paul	1955-58
Call, Dee	1942
Call, Ken	1967-68
Campbell, Jason	1995
Campora, Steve	1956
Campos, Dave	1977
Cannon, Curt	1996-97
Carlile, Alan	1977
Carlson, Brent	2000-03
Carlson, Chuck	1974-76
Carlson, Clark	1973-75
Carlson, Kent	1986
Carlson, Steve	1979-80
Carr, Larry	1972-74
Carter, Virgil	1964-66
Carter, Ross	1952
Chadwick, Dave	1948-49, 52
Chaffetz, Jason	1988-89
Chamberlain, Garth	1939-41
Chamberlain, Royal	1922
Chamberlain, Royal	1992-93
Chambers, O'Neill	2008-09
Charlton, Scott	1989-91
Chatterton, Marc	1942
Chatterton, Marcell	1946
Chipman, Dee	1939-41
Chitty, Leonard	1986-87
Chow, Warren	1987
Christensen, David	2000, 02-03
Christensen, Jack	1936-38
Christensen, John	1990-91
Christensen, Quinn	2002-03
Christensen, Rex	1937
Christensen, Steve	1968
Christensen, Steve	1992-93
Christensen, Toby	2000-03
Christensen, Todd	1974-77
Christiansen, Brian	2002
Christianson, Frank	1992-93
Christley, Milan	1957-59
Christopoulos, Tony	1949
Chronister, Mike	1976-78
Clark, Brad	1989-92

Clark, Glen	1946-49
Clark, Jayson	2006
Clark, Tim	1986-88
Clark, Tom	1956-57
Clarke, Willard	1925-26
Clawson, Coleby	2008-09
Clements, Steve	1992-94
Close, Calvin	1977, 80-81
Clove, Alvie	1949-50
Coats, Daniel	2003-06
Cobabe, John	1954
Coggins, Deven	1988-89
Cole, Tom	1958-59
Collie, Austin	2004, 07-08
Collie, Scott	1979-82
Collie, Zac	2004-06
Coloma, Jason	1976-78
Colson, Terry	1965-67
Colvin, Reed	1927
Condie, Brandon	1996-97
Condie, Howard	1957
Condie, Vernon	1931-33
Connors, Chris	1990-91
Conrad, Mike	1961-63
Cook, Ben	1995-97
Cook, Cory	1993-94
Cook, Jamie	1994-95
Cook, Jerry	1965-67
Cook, Wayne	1934-35
Coon, Dave	1970-71, 73
Coon, Doug	1972
Cooper, Brett	2003-06
Cooper, George	1930
Cooper, Jason	1993-95
Corbett, Don	1924-27
Corbett, George	1927
Corchnoy, Barry	1962-64
Corless, Albert	1927
Corley, Stacey	1988-90
Corson, Steve	1977
Covey, Sean	1987-89
Coward, Jeff	2000-02
Cox, Matt	1995-97
Crandall, Ray	1971
Crane, Reed	1935-36
Crichton, Tui	2009, 12-pres
Criddle, Ben	2006-07
Criddle, Jesse	1950
Crittenden, Jim	1954-55
Crompton, Craig	1970-72
Crowe, Chris	1974-75
Crutchfield, Tony	1988-91
Cunningham, Harold	1951-52
Cupp, Aaron	1995-98
Cutler, Chuck	1986-88
Cutler, Dallin	2011

DDD

Dabney, Jaron	1997, 99
Dalebout, Paul	1956
Dalley, Alvin	1947-49
Daly, Ron	1949-50
Damuni, Jack	1993-94
Dangerfield, Steve	1960
Darling, Dick	1960-62
Dastrup, Andy	1928-30
Davis, Bill	1978-80
Davis, Bob	1987-89
Davis, Kirk	1987-88

Davis, Rob	1997-98
Davis, Russ	1978
Dawson, Ted	1987-88, 92-93
Dean, Logan	2002
Deavitt, Willard	1939
Decker, Merle	1946
DeCoite, Dan	1999
Deeds, Keith	1947-49
Deeds, Scotty	1946-47
Denney, Brett	2006-09
Denney, John	2002-04
Denney, Ryan	1998-01
Dennis, Lonnie	1957-59
Denney, Craig	1971-73
DeSantis, Steve	1990
Detmer, Ty	1988-91
Dewey, Steve	1974-76
Dignan, Tom	1974-75
Dimick, Bob	1949-50
Di Luigi, JJ	2008-11
DiPadova, Nick	2002
Dixon, Sanky	1926-28
Dixon, Donald Jr.	1955-57
Dixon, Buck	1922-25
Dixon, Norm	1988-90
Dixon, Owen	1939-41, 46
Dixon, Rick	1967-69
Doerr, Dick	1949
Doman, Brandon	1998-01
Doman, Bryce	1988, 92-94
Doman, Cliff	1996-99
Doman, Dennis	1970-71
Doman, Kevin	1985-86
Doman, Shawn	2006-09
Doney, Darrell	1950-52
Dow, Mac	1936
Dowell, John	1976
Drage, Eric	1990-93
Duerden, Verle	1949
Dugger, Jerry	1971
Duke, Dev	1973-74, 77
Dulan, Ian	2006-08, 11
Dunham, Tyson	2002-03
Dunn, Gary	1958-59
DuPaix, Roger	1960-62
Duran, Dave	1965
Durrant, Jim	1934
Duva, Jeff	1975
Dvorak, Bill	1970-71
Dyches, Ronald	1928-30
Dye, James	1995-96
Dyer, Lee	1942

EEE

Earp, Robert	1952
Eason, Corby	2009-11
Eccles, Jim	1947-49
EchoHawk, Larry	1968-69
EchoHawk, Tom	1972-73
Eckel, Paul	1957-59
Eddo, Mike	1982-83
Edmonds, Aaron	2000-01
Edwards, Elan	1999-00
Edwards, Jimmy	1981, 84-86
Edwards, Jim	1989, 92-94
Edwards, Matthew	2010-11
Egbert, Hal	1948
Egbert, Wendell	1952
Eggertsen, Armand	1931-32

Ehin, Chuck	1979-82
Ehrmann, Paul	1965-66
Eldredge, Lloyd	1980-82
Elewonibi, Mo	1988-89
Elliott, Kurt	2000-01
Ellis, Jeff	1995-98
Ellison, Chris	1997-98
Empey, Mike	1987, 91-93
Ena, Justin	1997-02
Engemann, Bret	1999-02
Enlow, Tom	1977-78
Erdhaus, John	1967
Evans, Joe	1990-91
Everett, DeQuan	2011-12
Eyre, DeRay	1951-53
Eyre, Nick	1976, 78-80

FFF

Faalufua, Wayne	1981-82
Facer, Steve	1969-71
Fairbanks, Lloyd	1973-74
Fales, Andrew	1998-00
Falslev, JD	2010-present
Fannin, Scott	1996
Fangupo, Hebron	2011
Farasopoulos, Chris	1968-70
Farmer, Lance	1991
Farmer, Scott	1956
Farner, Nairne	1962-63
Farnsworth, Harold	1972-73
Farris, Alex	2000-01
Faulkner, Jim	1969-70
Faupula, Elias	1994-95
Favero, Dewey	1933-34
Feinga, Ray	2005-08
Felt, Dick	1952-54
Fenesty, Bob	1953
Fennegan, Garth	1992
Feterik, Kevin	1996-99
Feula, Vince	2004-05
Fields, Tony	1997
Filiaga, Pulusila	1979-81
Final, Pisa	1975
Finfrook, Dennis	1969
Fisher, Paul	2003
Fisher, Steven	2009
Fitisemanu, Alema	1985, 87, 89-90
Flaherty, Bob	1951
Flammer, Mark	1978
Fleming, Lucky Dare	1969-70
Flint, Brandon	1981-83
Foketi, Mosese	2007-08
Folsom, Ryan	2010-11



Quinn Gooch • 2004-07

Foote, David	2010-12
Foreman, Nate	1996-97
Foreman, Roderick	1997
Fort, Neal	1987, 89-90
Fortie, Eldon	1960-62
Fowler, Blaine	1983-85
Fowler, Kellen	2002-03, 07-08
Francis, Dave	1978-80
Francisco, Aaron	2001-04
Frandsen, Jeff	1987-89
Frankovich, George	1952
Frantz, Gene	1960-62
Frazier, Danny	1977
Frazier, Dion	1960-63
Frazier, Jameson	2009-11
Frazier, Sid	1965-67
Freeland, Jim	1994-95
Freeman, Mark	2008
Freeman, Ryan	2006, 09-12
Friel, Kaneakua	2008, 11-pres
Frierson, York	1999
Frisch, Byron	1996-99
Fua, Alani	2011-present
Fuga, Romney	2006, 09-12
Fuller, Boney	1922-26
Fuller, Troy	1986-89
Fulton, Ira*	2003
Furstenau, Todd	1995
Futrell, David	1984-87

GGG

Gabriel, Dustin	2004-06
Galea'i, Jray	2010-present
Gali Jr., Setema	1997-00
Garber, Jon	1989-90
Gardner, Dean	1939-40
Gardner, Glenn	1965-66
Gardner, Morris	1946
Garrick, Craig	1982-84
Gaskins, Brenden	2007-09
Gaspard, Al	1977-78
George, Andrew	2006-09
Germann, Chris	1986-87
Gibbs, Nathan	1992-94
Gifford, Jack	1960
Gilbert, Art	1938, 40
Giles, Earl	1935
Giles, Mark	1973-75
Giles, Scott	1990-91
Gilford, Jernaro	1999, 01-03
Gillenwater, Gil	1972-73
Gillespie, George	1932-34
Gillespie, Gerald	1935-37
Gillespie, Horace	1946-49
Gillespie, Jeremy	2003-04
Giordano, Gabe	1995-97
Giordano, Philip	1994-97
Gledhill, Elwood	1923-24
Glatch, Bill	1969-70
Gomes, Lenny	1991-93
Gomm, Ken	1954
Gooch, David	2004
Gooch, Quinn	2004-07
Gordon, Aaron	2005-06
Gourley, George	1971-72
Gourley, Roger	1975-77
Gouveia, Kurt	1983-85
Gravelle, Gordon	1968-69
Gray, Derwin	1989-92



Aaron Francisco • 2001-04

Gray, Brian	1998-99
Green, Eddie	1987, 89-90
Greene, John	1965
Griffin, Don	1968-70
Griffith, Kent	1989-91
Griffith, Melvin	1930-32
Griffitts, Bobby	1993
Gruber, George	1967-69
Gulstad, Chris	1992
Gunderson, Brian	1970-71
Gunderson, Ryan	2000-01
Gunther, Kurt	1980-82
Gustavson, Paul	1973

HHH

Hadfield, Mark	1994
Hadley, Matt	2012
Hadley, Preston	2011-12
Hadley, Spencer	2008, 11-pres.
Hafoka, Spencer	2008-11
Hague, Mike	2006, 09-pres.
Hahn, Gary	1975-76
Hale, Chris	1999, 03-05
Hale, Guy	1962-64
Hale, Lane	1994-96
Hales, Iman	1931
Hall, Jan	1968
Hall, Kalin	1992-93
Hall, Marshall	1961-62
Hall, Max	2007-09
Hall, Nathan	1992-93
Hall, Steve	1969-70
Hall, Travis	1991-94
Halladay, Soren	1998-01
Halvorsen, Tim	1975, 78-79
Hamblin, Bob	1951-52
Hamblin, Jay	1948-50
Hamilton, Larry	1982-84
Hamilton, Waymon	1980-83
Hancock, Larry	1950-52
Hancock, Ryan	1991-92
Handley, Darren	1986-88
Hanks, Dave	1956
Hanks, Wayne	1933
Hanna, Sam	1968
Hannemann, Micah	2012
Hansen, Bill	1994-95
Hansen, Braden	2009-12
Hansen, Brian	1978, 81-82
Hansen, Bruce	1981, 85-86
Hansen, Dan	1970-72
Hansen, Danny	1977-79



Hansen, Mark	2003
Hansen, Regan	1986-88
Hansen, Shad	1989-92
Hanshaw, Tim	1992-94
Hapi, Joe	1931
Harding, Doug	1998-99
Hardisty, Brad	1982
Hardy, Ariel	1937
Hardy, Merrill	1948-49, 53
Harline, Jonny	2005-06
Harmann, Gary	1968-69
Harmer, Larry	1994
Harn, Gary	1967-69
Harper, Jared	2002
Harper, Matt	1997
Harper, Steve	1982-83
Harrington, Alema	1986-88
Harrington, Tau	1988, 90
Harris, Antwaun	2004
Harris, Carl	1924, 26
Harris, George	1975-77
Harris, Jeff	1977-78
Harris, Kelly	1976-77
Harston, Pete	1988-90
Hart, Kay	1932-34
Hartsfield, JD	1997-98
Hartwig, Dan	1977
Harvey, James	1990
Harvey, Terrence	1997
Hatch, Jake	1998
Hatch, Victor	1922
Hawkins, Harold	1959
Hawkins, Wally	1967-68
Haycock, Bevan	1949
Haymond, Steve	1983-84
Haysbert, Adam	1983-84
Heaney, Brandon	2001-02, 04
Heaps, Jake	2010-11
Heaps, Larry	1968-70
Hecker, Jim	1942
Heder, Austin	2011
Heggins, James	1994
Heimuli, Anthony	2009
Heimuli, Hema	1992-95
Heimuli, Lakei	1983-86
Heinz, Lyle	1954
Henderson, Dave	1989-91
Hennefer, Mike	2000



Hema Heimuli • 1992-1995

Henstrom, Doug	1997-99
Herget, Todd	1991-93
Hernandez, Tony	1976-77
Herrick, Joe	1991-93
Herring, Eli	1987, 91-94
Herring, Isaac	1999-02
Herrmann, Jim	1981, 83-84
Hess, Connell	2010-11
Hess, Dean	1939-40
Hickman, Wayland	1993-94
Hill, Dick	1948-50
Hill Taysom	2012-present
Hilton, Jack	1954-56
Hinckley, Fritz	1923-25
Hinckley, Mike	1955
Hine, Adam	2011-present
Hoagland, Greg	1996
Hobbs, Richard	1985-87
Hodgkiss, Corby	2003, 05-07
Hoffman, Cody	2010-present
Hogan, Adam	2012-present
Hoge, Chris	1988
Hoggan, Mike	1985, 90-91
Hoke, Chris	1997-00
Hola, Tevita	2009
Holder, Curtis	2002
Holle, Kirk	1990
Holman, Howard	1959
Holmoe, Tom	1979-82
Holt, Austin	2010-present
Holt, Gayle	1946-48
Holtry, Jeff	1999-00
Homolik, Wes	1967, 69-70
Hooks, Margin	1997-00
Hooks, Terrance	2006-09
Hoover, Bliss	1928-30
Hopkins, Tom	1981-82
Horlacher, Fred	1931
Hornung, Reed	2010-12
Horton, Ben	1997-00
Houk, Terrenn	2011-present
Howard, Bob	1923-25
Howard, Brandon	2006-08
Howard, Paul	1970-71
Howell, O'Neil	2002-05
Hubbard, Dave	1974-76
Hubbs, Keith	1957-59
Huber, Max	1965-67
Huckaby, Jay	1985-87
Hudson, Gordon	1981-83
Hudson, Ray	2004
Hughes, Brian	1993-94
Hughes, Erik	1991-92
Hullinger, Jess	1923-24
Hulse, Clarence	1952
Hunt, Ed	1956
Hunt, Kahlili	1972-73
Hunter, Brad	1986, 90-92
Hunter, Greg	1987-88
Hunter, John	1985-88
Hunter, Logan	1971-72
Hunter, Shane	2009-10
Hutchins, Aaron	1996
Hutchinson, Grant	1932-34
Hutchinson, Nate	2006
Hyder, John	1969-70

III

Ileremia, Mekeli	1974-77
Imboden, Earl	1946

JJJ

Jackson, Elwood	1922
Jackson, George	1940
Jackson, Kip	1968-70
Jackson, Scott	2000-03
Jackson, Weldon	1956-58
Jacobsen, Lloyd	1966-67
Jacobsen, Mike	1962-64
Jacobsen, Mike	1968-70
Jacobson, McKay	2006, 09-11
Jacobson, Ron	1956, 58
James, Don	1953-54
James, Joe	1967
Jaramillo, Jim	1978-80
Jaussi, Landon	2008-10
Jenkins, Ronney	1996-98
Jenkins, Mike	1990-91
Jenne, Bruce	1990-92
Jennings, Gordon	1964-66
Jensen, Alex	1999
Jensen, Blake	1982-83
Jensen, Bob	1986-87
Jensen, Cameron	2004-06
Jensen, Craig	1974-76
Jensen, Ken	1939
Jensen, Michael	1980-82
Jensen, Phil	1972-75
Jensen, Roland	1939-40
Jeppesen, Garen	1987-88
Jewkes, Jackson	1936-38
John, Delmar	1941
Johnson, Brent	1978-79
Johnson, David	2002
Johnson, Duane	1987-89
Johnson, Dustin	1995-97
Johnson, James	1993-96
Johnson, Jim	1960-61
Johnson, Jordan	2011-present
Johnson, Lee	1981-84
Johnson, Louis	1930-31
Johnson, Malcolm	1934
Johnson, Matt	1998-99
Johnson, Merrill	1960
Johnson, Scott	2007-09
Johnson, Sid	1979
Johnston, Carroll	1956-57
Johnston, Mike	1992-95
Joiner, Isiah	2000
Jolley, Doug	1998-01
Jones, Breyon	2002-03, 05
Jones, Charles	1996
Jones, Homer	1979-80
Jones, Jimmy	1981-82
Jones, Lloyd	1978-80
Jones, Monte	1963-65
Jones, Rick	1968, 70
Jones, Richard	1977
Jones, Robert	1963
Jones, Roy	1956
Jorgensen, Austen	2007, 10-pres.
Jorgensen, Jan	2006-09
Jorgensen, Todd	1992
Jory, Justin	2000, 03

KK

Kafu, Solomon	2008, 11-pres
Kahaiali'i, Walter	2007, 10-11
Kaluhiokalani, Kalama	2010
Kama, Gary	1975-77, 79
Kanahele, Marcus	1975-76

Kapele, John	1957-59
Kapele, John	1987
Kariya, Bryan	2008-11
Karpowitz, Bob	1949-51
Kasper, Chris	2000
Katoa, Andy	1985-86
Katoa, Fotu	1989
Katoa, Fred	1990
Kauffman, Earl	1988-91
Kaufusi, Bronson	2012-present
Kaufusi, Rich	1989-90
Kaufusi, Steve	1986-87
Kaveinga, Uona	2011-12
Kawaa, John	1962-63
Kealaluhii, K.O.	1995-96
Keele, Eddie	2003-06
Keele, Ryan	2001-02
Kehl, Bryan	2002, 05-07
Kehl, Ed	1995-98
Keim, Mike	1988-90
Keisel, Brett	1998, 00-01
Keitzman, Jim	1946-47
Kellermeyer, Doug	1981-83
Kelley, Isaac	1999-01
Kennedy, Jared	1996-97
Kim, Moses	1964-66
Kimball, Edwin	1923-24
Kimball, Tim	1948-49
Kimball, Tom	1938
Kimball, Warren	1951
Kimmel, Jim	1962-64
Kinard, David	1985, 89-91
Kinder, George	1958
King, David	1984-86
Kiser, Larry	1987
Kline, Dan	1966
Knight, Ron	1970-71
Knight, Shawn	1983-86
Knight, Tim	1986-88
Knight, William	1994
Knoblauch, Paul	1962-64
Knowles, Chad	1992-94
Knudsen, Clarence	1924-26
Knudsen, Moyle	1936-38
Kochevar, Lewis	1950-51
Kochevar, Paul	1953-54
Kolbaba, Nathan	2002-03
Koller, Lyle	1946-49
Kormylo, John	1978
Kozlowski, Glen	1981, 83-85
Kozlowski, Tyler	2007-08
Kuhlman, Bill	1956
Kukahiko, Jason	2001-04
Kuresa, Jake	2003-06
Kuresa, Alex	2011-12

LLL

Lacey, Mike	1979-81
LaComb, Frank	1932-34
LaComb, Gary	1954-55
Ladd, Tom	1989-91
Lafitte, Michael	1999-01
Lahmann, Tom	1966-68
Lamb, Ed	1995-96
Lamb, Tucker	2009
Lambert, Darrin	1987
Lane, Eric	1979-80
Lark, James	2010-12
Larsen, Bob	1971-73
Lasike, Paul	2012-present



Reno Mahe • 1998, 2001-02

Latimer, Don	1954
Latu, Wayne	2005, 08
Lauder, David	1992, 94
Laverty, Ben	1965-66
Leavitt, Fred	1955, 58-59
Leavitt, Hafen	1939
Leavitt, Jared	1990-91
Ledbetter, Lennon	1980-81
Ledenko, Rob	1983-84
Lee, Ervin	1989-91
Lee, Jared	1999-00
Leeper, Bill	1967-68
Lefevre, Reg	1939-40
Legas, Dick	1968-70
Leonard, Drew	1937-38
Leung-Wai, Aveni	2010-11
Leuta-Douyere, Jher.	2012-present
Lever, Keith	1990-91
Lewis, Burnell	1931
Lewis, Chad	1993-96
Lewis, Gail	1939-41
Liapis, Pete	1946
Liava'a, Tevita	1997
Liday, Bob	1942
Liljenquist, Joe	1969-71
Linder, Jack	1961-62
Lindley, Lance	1984-85
Lindquist, Ed	1963
Lindsley, Steve	1985-86
Lindstrom, Dave	1949, 52
Lindstrom, Jeff	1993
Linford, Frank	1974
Linford, Jay	1983
Linford, Paul	1972-74
Linford, Ray	1978-80
Litchfield, Randy	1973
Livingston, Jeff	1961-63
Livingston, Joe	1973
Lloyd, Cecil	1948-49
Lloyd, Don	1925
Lloyd, Vaughn	1935-38
Lloyd, Wesley	1925
Lobue, Sam	1973-74
Logan, Brian	2009-10
Lomax, Desmond	1996-97
Long, Rod	1948-50
Long, Troy	1985-88
Longhurst, Herman	1940-42
Longshore, Nick	2006
Loper, Mike	1966-68

Lopez, Richard	1966-68
Loose, Bob	1954
Lott, Dean	1986-87
Loveless, Elmer	1928-29
Lovely, Gary	2004-06
Lowe, Josh	1997-00
Lowry, Dave	1974-76
Luekenga, Kyle	2005-06, 08
Luettgerodt, Justin	2004-05
Lundberg, Jerry	1952
Lupoi, John	1967-69
Lyman, Jeff	1969-70
Lyons, Marc	1967-69
Lyons, Walter	1935

MMM

Maddux, Justin	2003-05
Madsen, Lowell	1950-52
Madarieta, Levi	2001-03
Madsen, Michael	1999-00, 02
Maeser, Keith	1922
Magalei, Issiah	1996-98
Magalei, Shane	1996-99
Magleby, Francis	1948-49
Magleby, Russell	1928-30
Magoffin, Dick	1958-59
Mahe, Reno	1998, 01-02
Mahina, Devin	2010-present
Mahoney, Tim	1974
Mahuika, Bryce	2004, 06-08
Malarsie, John	1961-63
Mangum, Parker	2009
Mannion, John	1981-82
Manson, Hunter	1922-23
Manson, Judd	1930-32
Manumaleuna, Eathyn	2007, 10-pres.
Manwill, Walt	1978-81
Marchello, Ivan	1989
Marking, Jerry	1940-41
Marquardt, Daniel	2002-05
Marquardt, Michael	2001, 04
Marriott, Bill	1962-64
Marriott, Todd	1988
Marshall, Bob	1963-64
Marshall, Matt	2008-11
Martin, Brad	1995-98
Martin, Drayton	1990
Martini, Ralph	1987
Martinez, Joe	1952, 55
Matau, Chris	1985-86
Mathie, Lynn	1958, 62-63
Matich, Trevor	1979-80, 83-84
Matsuzaki, Micah	1989-91, 93
Mathews, Marcus	2010-present
Mathews, Mitch	2009, 12-pres
Mathews, Ryker	2011-present
Mathews, Bill	1956
Mathews, Blaine	1983
Mathews, Keith	1950-52
Mathews, Weldon	1930-33
Mattingly, Ty	1985-86
Mauga, Ammon	2000-02
Mavrakis, Sam	1939, 41
May, Bryan	1989-91
Maynard, Ken	1940
Mazorra, Dennis	1981-82
Mazzotta, Casey	1992-93
McBeth, Paul	1935-37
McBeth, Travis	1987-88
McCluskey, Mark	1974-75



Brian McDonald • 2000-01

McCorquindale, John	1976
McCubbins, Aaron	1998-01
McCullough, Hassan	1992
McCullough, Keith	1984-85
McDade, Jim	1983-84
McDonald, Brian	2000-01
McDonald, Jay	1984-85
McEuen, Kurt	2008
McEwen, Terry	1976-77
McFarlane, Nyle	1958
McFerren, Brandon	2000
McGinn, Joe	1958-59
McGiven, Gary	2003-04
McGuire, Kaipo	1993-96
McIntosh, Kimball	1924
McKee, Dave	1977-78, 81
McKenzie, Brian	1996-97
McLaren, Dave	1955
McLaughlin, Derek	2005-06
McLaughlin, Jared	2005-06
McMahon, Jim	1977-78, 80-81
McNabb, Bill	1982-83
McNaughton, Austin	1964
McTyer, Tim	1995-96
McWhorter, George	1949-50
Meadows, Billy	1953
Mees, Carter	2009-11
Mees, Mike	1979, 81-82
Meibos, Jared	2001-03
Meikle, Nathan	2005-06
Mendenhall, Pete	1923-26
Mendenhall, Mat	1975-79
Mendenhall, Paul	1953-54
Mendenhall, Ron	1969-70
Mendenhall, Wilford	1923-24
Mendenhall, Zed	2010-12
Mendenhall, Zeke	2009-10
Mercado, Hank	1968
Merkeley, Floyd	1933-34
Merkley, Cecil	1924-25
Merkley, Doran	1961-63
Merkley, Scott	1992-94
Merrill, Kimball	1946-48
Merrill, Ray	1929-31
Meservy, Matt	1989, 92-95
Meteer, Dave	1974-76
Meyer, Gerald	1968-70
Miles, David	1985-87
Mili, Itula	1991, 94-96

Miller, Bill	1969-71
Miller, Drew	1997-98
Miller, Jay	1972-74, 76
Miller, Larry	1975-78
Miller, Lynn	1922
Miller, Steve	1975-76
Miller, Tom	1977-78
Miller, Val	1972-73
Millet, Floyd	1932-33
Mills, Dave	1981, 83-84
Mills, Mike	1940-42, 47
Mitchell, Brian	1987-90
Mitchell, Kevin	1983
Mitchell, Patrick	1991-94
Mitton, Bill	1964-65
Miyahira, Cole	2005-06
Moala, John	1996-97
Moberly, Scott	1990
Moeaki, John	1994
Moffat, Chad	1988, 91
Mohetau, Ofa	2003
Moleni, Stan	1998
Molifua, Wally	1972-73
Molini, Trevor	1984-86
Monahan, John	1970-72
Monson, Calvin	1953
Monson, Harold	1968
Moore, Larry	1995-96
Moore, Robert	1932
Morgan, Blake	2008-09
Morgan, Frank	1922
Morgan, Mike	1979-82
Morgan, Omarr	1996-97
Morrell, Kyle	1981-84
Morris, Michael	2005
Morris, Rob	1993, 97-99
Mortensen, Bennie	1950
Mortensen, Eric	1988-91
Mortensen, Todd	2001-03
Morton, Kevon	1997-98
Muehlmann, Chris	2007-08
Muehlmann, Mike	2010-11
Muirbrook, Shay	1993-96
Mullenbrook, Grant	1941
Mulleneaux, Lynn	1962-63
Murdock, Blake	1973-76
Murdock, Bob	1988
Murdock, Steve	1931-32
Murdock, Steve	1947
Murphy, Lynn	1988
Murray, Mark	1936
Muse, Ivan	1953-54

ooo	
Oaks, Charlie	1933-35
Oates, Barry	1980-82
Oates, Bart	1980-82
Oates, Brad	1973-75
Oates, John	1985
Oborn, Kent	1964-66
O'Brien, Mike	1986-88
Odle, Matt	1988-89
Odle, Phil	1965-67
Ofahengaue, Kelepi	1996
Ofahengaue, Tevita	1997-00
Ogden, John	1964-66
Ogden, Steve	1964-66
Ogletree, Brandon	2009-12
Oldroyd, Herman	1948
Oliverson, Glen	1942, 46-47
Oliverson, Ray	1950-51
Olomua, Bristol	1999
Olsen, Hans	1997-00
Olsen, James	1960
Olsen, Orrin	1972, 74-75
Olsen, Rex	1946-47
Olson, Brent	1968
Olson, Mel	1964, 66, 69
Olson, Bob	1956-58
O'Neil, Mike	1980-82
Ongongotau, Vaha	1994-95
Oramas, Sam	1983-84
Ord, Andrew	1999-02
Ord, Jon	1989-92
Ormsby, Mark	1985
Orr, Bob	1941
Orr, Budd	1988-89
Orr, Richard	1984
Osborne, Bruce	1947-48
Oswald, David	2006-08
Overstreet, Leroy	1960
Oyler, Phil	1953-54

PPP	
Pace, Corey	1980-81
Pace, John	2007-09
Packard, Paul	1922-24
Page, Max	1970-71
Palmer, Dennis	1964-66
Paongo, Hala	2004-06

Parker, Robert 1984-86
 Parks, Noah 1995
 Partridge, Truman 1922
 Patera, Dennis 1967
 Paterson, John 1967-69
 Patterson, Craig 1987-89
 Patterson, Wes 1998
 Patton, Lyle 1948
 Paulson, Art 1949, 51
 Paulson, John 1949-50
 Paxman, Gary 1950-52
 Pay, Garry 1990-92
 Payne, Matt 2001-04
 Payne, Mitch 2007-10
 Paynter, Dean 1974
 Pearson, Rich 1994
 Peaua, Moa 2004
 Peck, Remington 2009, 12-pres
 Pehrson, George 1935
 Pendleton, Jordan 2008-11
 Pendleton, Kirk 1981-83
 Pendleton, Lance 2002-03
 Peterson, Ben 1995-96
 Peterson, BJ 2009-10
 Peterson, Charlie 1998-01
 Peterson, Gary 1975-77
 Petersen, Greg 1981-83
 Peterson, Lawrence 1925, 28
 Peterson, Matt 2010-11
 Peterson, Paul 1999-01
 Peterson, Scott 1985-88
 Peterson, Steve 1965-67
 Pettis, Scott 1980-82
 Pettit, Marshall 1999
 Phillips, Danny 2000-01
 Phillips, Jim 1969-70
 Phillips, Scott 1977-80
 Pierce, Raynor 1956-57
 Pikula, Manoa 2011-present
 Pilgrim, Evan 1991-94
 Pili, Ifo 1998, 01-03
 Pili, JoJo 2009
 Pistorius, Mike 1971-73
 Pittman, G 2008
 Pitman, Jonathan 1999-00
 Pitta, Dennis 2004, 07-09
 Pitts, Greg 1991-94
 Pitts, Paul 1991
 Plater, Dan 1978-81
 Pochman, Ethan 1996
 Pochman, Owen 1997-00
 Pollard, Pearl 1929
 Pollock, Jon 1993-94
 Poodry, Bradley 1949-50
 Popin, Bill 1976-77
 Poppinga, Brady 2001-04
 Poppinga, Dennis 1970-71
 Poppinga, Kelly 2006-07
 Porter, Dave 1989-90
 Porter, Ned 1949
 Poston, Ford 1999-2000
 PoVey, Skye 2011-present
 Powers, Ralph 1954-55
 Presley, Leo 1965-67
 Prested, Bob 1977, 79-80
 Preston, Mike 1971-73
 Price, Roger 1986
 Price, Steve 1971-73
 Prince, Clement 1930
 Pringle, Tico 2006

Pritchard, Iona 2008, 11-pres
 Probert, Leo 1929
 Probert, Marion 1951-54
 Putnam, Matt 2008-2011
 Putnam, Norman 1957-59

QQQ

Quezada, Joshua 2010, 11

RRR

Raass, John 1994-95
 Raass, Stan 1994-95
 Ralph, Dick 1956
 Ramage, Cory 1999-00
 Ramage, John 1977, 80-81
 Ransom, Villar 1942
 Rasmussen, Korey 1984-86
 Rawlinson, Doug 1985-86
 Rawlinson, Randy 1983-84
 Reading, Chris 1968-70
 Reading, Lynn 1956
 Reber, Scott 1977-79
 Redd, Glenn 1979-80
 Redden, Matt 1992-95
 Reden, Stehly 2011-present
 Reden, Garrett 2007-08
 Reed, Dermell 1994-95
 Reed, Larry 1946
 Reed, Michael 2005-08
 Reeve, Mark 1927-29
 Reeve, Wayne 1939-40
 Reid, Adney 2003
 Reid, Andy 1979-80
 Reid, Gabriel Po'u 1999-02
 Reid, Spencer 1994-97
 Regis, Larry 1956-57
 Rex, Byron 1990-92
 Reynolds, Dallas 2005-08
 Reynolds, Houston 2010-11
 Reynolds, Lance 1972-73, 76-77
 Reynolds, Lance Jr. 2004-2005
 Reynolds, Matt 2008-11
 Rhea, Jeff 2002, 05-06
 Rice, Bill 1974-76
 Rice, Rodney 1987-88
 Rice, Tom 1966
 Rich, Andrew 2008-10
 Richards, Golden 1970-71
 Richards, Jimmy 1996-99
 Richardson, Brock 2007-08
 Richardson, Glen 1960-63
 Richardson, Joe 1990
 Richardson, Jordan 2009-11
 Richardson, Vernon 1930-32
 Richins, Grant 1942
 Ridley, Skyler 2007, 10-pres
 Rigell, Mike 1998, 00-01
 Ring, Bill 1977-78
 Ringwood, Howard 1958-59
 Ripee, Tom 1967-68
 Riska, Gene 1939-41
 Rivera, Keith 1971, 73-74
 Roberts, Bobby 1965-67
 Roberts, Charles 1936-38
 Roberts, Jim 2001
 Roberts, Kyle 1991-93
 Roberts, Tim 1967-69
 Robertson, Heshi 1998-99
 Robins, Roy 1973
 Robinson, Alan 1962-64

Robinson, Chad 1987-89
 Robinson, John 1953-54
 Robinson, Justin 2005-06
 Robinson, Rob 2003
 Robinson, Scott 1983-85
 Robison, Burle 1930-32
 Roderick, Aaron 1997-98
 Rodoni, Brian 1985-87
 Rodrique, Perry 1966-67
 Rogers, Courtney 1986-88
 Rogers, Steve 1980-81
 Romero, Ed 1968
 Romney, Golden 1925
 Rossi, Pete 1984
 Roundy, Elmo 1948-49, 52
 Rowe, Owen 1926-28
 Rowley, Graham 2010-11
 Rozeshi, Ed 1971-72
 Russell, Mike 1973-74
 Russell, Tim 1965-66
 Rykert, Dustin 1999-02

SSS

Salanoa, Thor 1985-87
 Salazar, Rob 1982-83
 Salido, Mike 1987-88, 90
 Saluone, Pili 1970-71
 Saluone, Terence 1992-93
 Samples, Bruce 1960
 Samples, Gary 1965
 Sampson, Eddie 1994-96
 Sampson, Joe 2011-12
 Sanders, Brian 2002-05
 Sanders, Jack 1967
 Sanders, Steve 1985-86
 Sanford, Hunt 1932-34
 Sanford, Terry 1967-68
 Santiago, CJ 2007-08
 Santiago, Lou 1963
 Sarkisian, Steve 1995-96
 Sartin, Ron 1958-59
 Sartin, Wayne 1956-58
 Satterfield, LaVon 1951-53
 Saulsberry, Andre 2006-07
 Saunooke, Rob 1988
 Scales, Roger 1967-68
 Scanlan, Joe 1966-67
 Schaerrer, Cade 1993
 Schaffer, Max 1942
 Schmidt, Jason 1991
 Schmidt, Tom 1976
 Schmitt, Craig 1998-99
 Schoepflin, Bill 1978-80
 Schow, Doug 1964-66
 Scukanec, Jason 1998-01
 Segovia, Damian 1999
 Sekona, Sosiua 2005
 Semanoff, Joe 2005-07
 Serck, Ken 1968-70
 Shaw, Gary 1973-75
 Shea, Glenn 1964-65
 Sheide, Gary 1973-74
 Shell, Todd 1980-83
 Sherman, Marc 1984-85
 Shields, Lloyd 1930-32
 Shiffer, Mike 1996-98
 Shifrer, Max 1946
 Shober, Ernest 1930
 Shoemaker, Paul 1995-97
 Shumway, Drew 1953



Shumway, Jay	1984-86
Shumway, Shane	1984-86
Sikahema, Kapi	1991
Sikahema, Vai	1980-85
Simmerman, Bob	1977
Simmons, Dean	1933-34
Simmons, Dennis	1993-96
Simmons, Don	1926
Simmons, Gerald	1934
Simmons, Henry	1926-27
Simmons, Ron	1991-93
Simpson, Ron	1992
Sinclair, Paul	1987
Sitake, Kalani	1994, 97, 00
Sitake, T.J.	1999-00, 04-05
Skiba, John	1998-99
Skidmore, Henry	1967-68
Skinner, Ryan	2000
Skousen, Basil	1927-29
Skousen, Clarence	1927-28
Skousen, Jim	1946
Skousen, Marvin	1929-31
Skousen, Murray	1939
Skousen, Owen	1951-52
Slater, Ryan	2001-03
Slavens, Johnny	1997
Slayton, Randy	1988-89
Slipp, Jeff	1967-69
Small, Mark	1990
Smilowitz, Julian	1972-73, 75
Smit, Walter	1950-52
Smith, Bennie	1971-72
Smith, Brad	1982-84
Smith, Brian	2007
Smith, Bruce	1962-64
Smith, Chris	1987-90
Smith, Courtney	1996
Smith, Dave	1978-79
Smith, Horrace	1966-68
Smith, Kelly	1983-85
Smith, Ken	1984-85
Smith, Lloyd	1961-63
Smith, Mark	1988-90
Smith, Marlin	1958-60
Smith, Matt	2006
Smith, Sid	1972-75
Smith, Tyson	1999-00
Snowden, Will	1997-00
Soelberg, Nate	2003-2005
Soffe, Ken	1938-38



Vic So'oto • 2005, 2007, 2009-10



Eddie Stinnett • 1982-83

Soffe, Wayne	1935-36
So'oto, Vic	2005, 07, 09-10
Sorensen, Daniel	2008, 11-pres.
Sorensen, Justin	2008, 11-pres.
Sorensen, Tom	2007-08
Sowards, Jesse	1997-99
Spencer, Brock	1990
Speredon, Jason	2007-08, 10
Sprouse, Al	1965
Sprohls, Jeff	1984-85
Squires, Monte	1966-68
Sralla, Scott	1991-93
St. Pierre, Ed	1978-80
Stacey, Andrew	2005-06
Staffieri, Markell	2004-07
Staley, Dustin	1995, 99-01
Staley, Lucas	1999-01
Stapley, Hal	1956
Stapley, Stan	1946-47
Startin, Wayne	1956-58
Stearns, Ned	1996-01
Steele, Greg	1994
Steele, Tom	2010
Stephens, Brandon	2001-03
Stephens, Robert	1988-90
Stephenson, Riley	2009-12
Sterling, Otis	1991-92
Stevens, Chris	1996-97
Stevenson, Derik	1995-98
Stewart, Ron	1963
Stinnett, Eddie	1982-83
Stoddard, Gary	1974
Stoddard, Troy	1993
Stolworthy, Reed	1949, 52-53
Stolworthy, Tom	1960
Stolworthy, Willard	1953-54
Stone, Devon	1961-63
Stone, Doug	1991-92
Stone, Thayne	1942, 46-48
Stout, Zac	2010
Stratton, Steve	1971-73
Straw, Jason	1996
Stringham, Brock	2011-present
Stringham, Jack	1935-37
Stromberg, Doug	1977-79
Stroth, Vince	1980-82
Sullivan, Sean	2007
Sumko, Mike	2001-02
Summers, Hyrum	1996-98
Sundwall, Pete	1956
Sutorius, Paul	1967-69
Swanson, Dave	1968-69

Swenson, Marc	1976-78
Swenson, Reed	1923-25

TTT

Tafuna, David	2004-06, 08
Tahi, Fahu	1999, 03-05
Tait, John	1996-98
Tanner, Kirk	1974
Tanner, Mike	2000-03
Tarleton, Vic	1992-93
Taylor, Clinton	1953-54
Taylor, Dan	1972-73
Taylor, Dan	1960-62
Taylor, Dave	1975-76
Taylor, Dunn	1923-24, 26
Taylor, Glen	1954, 56
Taylor, Golden	1934-35
Taylor, Isaac	2007-08
Taylor, Jim	1956
Tenifa, Lolo	2008
Tennyson, Bob	1962-63
Te'o, Shiloah	2008
Terranova, Mark	1973, 75-76
Terry, Dave	1971-73
Tervort, Daniel	2007
Tew, Kyle	2005
Thieman, Dick	1965-67
Thiel, Ted	1948
Thomas, Rodney	1984-87
Thomas, Steven	2008-10
Thompson, Brett	2009, 12-pres
Thompson, Pat	1986-88
Thompson, Tod	1976-78
Thorn, Paul	1928-30
Thorne, Dick	1925-27
Thorson, Marco	2009-11
Tialavea, Russell	2005-09, 12
Tiatia, Sim	1988, 90
Tibbetts, Ted	1941
Tibbitts, Ryan	1979-80
Tidwell, Dave	1983, 85
Tidwell, Neils	1979, 81-82
Tidwell, Randy	1978-79
Tingey, Kent	1978-79
Titensor, Glen	1979-80
Tiumalu, Casey	1982-83
Tolbert, Max	1949-51
Tonga, Manase	2005-07, 09
Tonga, Matongi	2006
Tooke, Dick	1949, 51
Toolson, Tom	1973-74
Toone, Cliff	1929, 31
Towle, Kevin	1985
Tree, Marion	1947-48
Tree, Ron	1970-72
Tripp, Elton	2000
Tripple, Leo	1963
Tucker, Glen	1932-33
Tucker, Larry	1974, 76
Tuailoma, Travis	2011
Tuipulotu, Peter	1987, 89-91
Tuipulotu, Tom	1983, 85
Tujague, Garrett	1990-91
Turley, Stan	1940
Tushaus, Blair	2010-12

UUU

Uale, Travis	2008-11
Ulufale, Mike	1994-95
Unga, Harvey	2007-09
Unga, Victor	2008



David Tafuna • 2004-06, 2008

'Unga, Uani	2012-pres
Unger, Nick	1987
Unutoa, Morris	1989, 93-95
Uperesa, Keith	1974-77
Uselman, Mark	1974-75

VVV

Vacher, Clug	1929-30
Vaitai, Manaaki	2007,10-pres
Vakalahi, Fono	2009
Vakapuna, Taufui	2003, 06-08
Valdez, Nati	1989-92
Valgardson, Don	1976
Valgardson, Kam	1997-00
Valgardson, Rich	1971
Van De Merwe, Jan	1976-77
VanDerWouden, John	1975-77
Van Leeuwen, Craig	1974
Van Leeuwen, Kent	1986
Van Noy, Kyle	2010-present
Van Sweden, Dan	2006-07, 09
Van Valkenburg, AJ	2010
Van Valkenburg, Dan	1976
Van Valkenburg, Pete	1970-72
VanWoerkom, Scott	1989-90
Varner, Ross	1976-78
Varner, Stan	1973-75
Varoz, Brett	1983
Vea, Simote	2010-12
Velasco, John	1953-54
Velasco, Ron	1976-78
Verbantz, Tom	1953-55
Verney, John	1934-35
Vest, Niles	1933
Vesterfelt, Jay	1962-63
Vincent, Hanale	2001-04
VonCollin, J. C.	1986-87
Vorwaller, Wes	1960

WWW

Wade, Alton	1953
Wadsworth, Jeff	1983
Wagner, Aaron	2005-06
Wagner, Jadon	2008-11
Waldo, Vern	1934-36
Walsh, John	1991, 93-94
Wakley, Ron	1967-69
Walkenhorst, Paul	2000-02, 05
Walker, Jason	1995-98
Walker, Kevin	1980-82
Walker, Mark	1979-81

Walter, John	1970
Wangsgard, Keith	1930-31
Wanosik, Bill	1963-65
Warcup, Rob	1998-99
Ward, Anthony	2000-01
Ward, Roy	1976
Wardell, Doug	1962-64
Warner, Chris	2006
Warner, Max	1932
Warner, Meldon	1935, 37
Waters, Merrill	1936, 38
Watford, Dennis	1968-70
Watkins, Chris	1999-00
Watkins, Todd	2004-05
Watterson, Eric	2004
Watts, Stan	1936
Webb, Dennis	1978, 81
Weber, Riley	2004-05
Webster, Gary	1985
Weed, Mark	1942
Weenig, Jay	1955-56
Weenig, John	1937, 39
Weenig, Val	1961-62
Weight, Gary	1974-75
Weinkauf, Mike	1967-69
Wells, Grant	1971-73
Wells, Von	1970-72
West, Henry	1952-54
Westbrook, Michael	1998-99
Westover, Udel	1951-52
Whalen, Marcus	2000, 02-03
Wheat, Warren	1986-88
Wheeler, Melvin	1934-36
White, Brian	1986-88
White, Greg	1996
White, Leon	1982-85
White, Reed	2007-08
White, Spencer	2003-05
Whitehead, Clark	1953
Whiting, Teag	2000-01
Whitney, Fred	1942
Whitsett, Vic	1979
Whittingham, Cary	1981, 83-85
Whittingham, Fred	1986-89
Whittingham, Kyle	1978-81
Wilcox, Jeff	1984-86
Wilgar, Dana	1973-76
Wilkerson, Rod	2001-04
Wilkes, Doug	1978-79
Wilkinson, Bob	1923
Wilkinson, Glen	1931
Willardson, Troy	1994
Willett, Ralph	1950
Williams, Doug	1978-79
Williams, Duaine	1992-93
Williams, Jack	1997
Williams, Jamaal	2012-present
Willing, RJ	2004, 07-09
Willis, Jamal	1991-94
Wilson, Derrus	2000-01
Wilson, Grant	1964-66
Wilson, Jessie	1934
Wilson, John	1962-63
Wilson, Kyle	2002-03
Wilson, Marc	1977-79
Wilson, Pete	1931-33
Wilson, Richard	2010-present
Wilson, Rick	1988
Wilson, Rob	1978-80
Wilson, Ron	1970-71
Wing, George	1939-41

Wingard, Casey	1977-78
Winward, Troy	1998
Witney, Frank	1946
Woffley, Rick	2007-08
Wong, Joe	1997-98
Wong, Louis	1982-84
Wood, Dick	1961, 63-64
Wood, Don	1948, 52-53
Wood, John	1956
Wood, Rod	1976-78
Woodward, Jack	1934-35
Worthington, Vernal	1925-27
Wright, Bill	1960-62
Wright, Bill	2000-03
Wright, Dave	1983-85
Wright, Frank	1934-35

XXX

Xanthos, Vincent	2001-03
------------------	---------

YYY

Yancey, Daren	1995-98
Yarro, Justin	1992-93
Yarro, Ralph	1960-61
Yeck, Michael	2012-pres
Young, Eddie	1958
Young, Ike	1922-23
Young, Jonathan	1982-83
Young, LeGrand	1957-59
Young, Mike	1987
Young, Scott	2002-04
Young, Steve	1981-83
Young, Tom	1992-94
Younger, Stan	1977-78

ZZZ

Zayas, Rich	1986-87
Zeller, Mike	1967-68
Zitting, Ron	1956
Zogg, Murray	1995-96
Zundel, Matt	1989-91
Zwahlen, Lynn	1972-73, 76-77



Steve Young • 1981-1983

**INDIVIDUAL SCORING****MOST TOUCHDOWNS SCORED**

Game	5	Cody Hoffman vs. New Mexico St. 11/24/12
	5	Luke Staley vs. Colorado State, 11/1/01
	5	Luke Staley vs. Utah State, 10/5/01
	5	Ronney Jenkins vs. San Jose St., 10/24/98
	5	Eric Lane vs. Utah State, 10/13/79
Season	28	Luke Staley, 2001
Career	48	Luke Staley, 1999-2001

MOST TOUCHDOWNS RESPONSIBLE FOR

Game	8	Marc Wilson vs. Colorado State, 10/15/77
	8	Jim McMahon vs. Utah State, 10/18/80
Season	53	Jim McMahon, 1980
Career	135	Ty Detmer, 1988-91

MOST POINTS SCORED

Game	30	Luke Staley vs. Colorado State, 11/1/01
	30	Luke Staley vs. Utah State, 10/5/01
	30	Ronney Jenkins vs. San Jose St., 10/24/98
	30	Eric Lane vs. Utah State, 10/13/79
Season	170	Luke Staley, 2001
Career	334	Mitch Payne, 2007-10
Career	290	Luke Staley, 1999-2001 (non-kicker)

MOST PATS ATTEMPTED

Game	10	Matt Payne vs. Tulane, 8/25/01
	10	Kurt Gunther vs. UTEP, 11/1/80
	10	Jason Chaffetz vs. Utah, 11/18/89
Season	76	Matt Payne, 2001
Career	201	Mitch Payne, 2007-10

MOST PATS MADE

Game	10	Matt Payne vs. Tulane, 8/25/01
	10	Jason Chaffetz vs. Utah, 11/18/89
Season	73	Matt Payne, 2001
Career	193	Mitch Payne, 2007-10

MOST CONSECUTIVE PATS MADE

Game	10	Matt Payne vs. Tulane 8/25/01
	10	Jason Chaffetz vs. Utah 11/18/89
Season	61	Ethan Pochman, 1996
Career	67	Matt Payne, 2001-04

MOST POINTS KICKING

Game	17	Owen Pochman vs. UNLV, 10/23/99
Season	123	Ethan Pochman, 1996
Career	334	Mitch Payne, 2007-10

MOST FIELD GOALS MADE

Game	5	Owen Pochman vs. UNLV, 10/23/99
	5	Joe Liljenquist vs. Colorado State, 9/20/69
Season	20	Owen Pochman, 1998
	20	Ethan Pochman, 1996
Career	66	Owen Pochman, 1997-00
Longest	56	Owen Pochman vs. New Mexico, 2000

INDIVIDUAL RUSHING**MOST YARDS**

Game	272	Eldon Fortie vs. George Wash., 9/29/62
Season	1,582	Luke Staley, 2001
Career	3,455	Harvey Unga, 2006-09

MOST RUSHES

Game	37	Pete Van Valkenburg vs. Utah, 11/18/72
Season	252	Ronney Jenkins, 1998
Career	696	Harvey Unga, 2006-09

BEST RUSHING AVERAGE

Game	14.2	Luke Staley, Tulane 8/25/01
Season	8.64	Eddie Stinnett, 1983
	8.62	Stacey Corley, 1989
Career	6.0	Luke Staley, 1999-2001

MOST CONSECUTIVE 1,000-YD RUSHING SEASONS

3	Harvey Unga 2006-09
---	---------------------

LONGEST SCORING RUN

95	Reynaldo Brathwaite vs. SDSU 10/4/03
93	Weldon Jackson vs. Fresno St., 9/20/58

LONGEST RUN FROM SCRIMMAGE

95	Reynaldo Brathwaite vs. SDSU 10/4/03
93	Weldon Jackson vs. Fresno St., 9/20/58

TOTAL OFFENSE**MOST YARDS**

Game	603	Ty Detmer vs. San Diego State, 11/16/91
Season	5,022	Ty Detmer, 1990
Career	14,665	Ty Detmer, 1988-91

MOST PLAYS

Game	75	John Beck vs. UNLV, 10/8/04
Season	635	Ty Detmer, 1990
Career	1,795	Ty Detmer, 1988-91



Mitch Payne holds several BYU records including most points scored in a career (334).

INDIVIDUAL PASSING**MOST YARDS PASSING**

Game	619	John Walsh vs. Utah State, 10/30/93
Season	5,188	Ty Detmer, 1990
Career	15,031	Ty Detmer, 1988-91

MOST TOUCHDOWN PASSES

Game	7	Max Hall vs. UCLA, 9/13/08
	7	Jim McMahon vs. Colorado State, 11/7/81
	7	Marc Wilson vs. Colorado State, 10/15/77
Season	47	Jim McMahon, 1980
Career	121	Ty Detmer, 1988-91

MOST PASSES ATTEMPTED

Game	67	John Beck vs. UNLV, 10/8/04
Season	562	Ty Detmer, 1990
Career	1,530	Ty Detmer, 1988-91

MOST PASSES COMPLETED

Game	44	Jim McMahon vs. Colorado State, 11/7/81
Season	361	Ty Detmer, 1990
Career	958	Ty Detmer, 1988-91

BEST COMPLETION PERCENTAGE

Game	.912	Steve Sarkisian vs. Fresno State, 11/25/95
Season	.713	Steve Young, 1983
Career	.672	Steve Sarkisian, 1995-96

MOST INTERCEPTIONS THROWN

Game	7	Jim Eccles vs. Utah, 10/9/48
Season	28	Ty Detmer, 1990
Career	65	Ty Detmer, 1988-91

MOST TIMES SACKED

Game	10	Ty Detmer vs. Hawaii, 9/28/89
	10	John Walsh vs. UCLA, 9/9/93
Season	43	John Walsh, 1993
Career	108	Ty Detmer, 1988-91

BEST INTERCEPTION AVOIDANCE PCT.

Season	1.7%	Jim McMahon, 1981
Career	3.2%	Jim McMahon, 1977-81

LONGEST PASS PLAY

97 yards	Ty Detmer to Eric Drage vs. Utah, 11/23/91
----------	--

INDIVIDUAL RECEIVING**RECEPTIONS**

Game	22	Jay Miller vs. New Mexico, 11/3/73
Season	106	Austin Collie, 2008
Career	221	Dennis Pitta, 2004, 07-09

MOST YARDS RECEIVING

Game	263	Jay Miller vs. New Mexico, 11/3/73
Season	1,538	Austin Collie, 2008
Career	3,258	Austin Collie, 2004, 07-08



In 2008 Max Hall had seven touchdown passes in a 59-0 shutout victory over UCLA.

MOST TOUCHDOWNS

Game	5	Cody Hoffman, vs. New Mexico St. 11/24/12
Season	15	Austin Collie, 2008
	15	Clay Brown, 1980
Career	30	Austin Collie, 2004, 07-08

MOST YARDS PER CATCH

Game	59.0	Tyler Anderson vs. Utah State, 10/30/93
Season	27.3	George Harris, 1976
Career	22.4	Lloyd Jones, 1977-80

INTERCEPTIONS**MOST PASS INTERCEPTIONS**

Game	3	Tyson Smith vs. Wyoming, 10/26/00
	3	Derwin Gray vs. New Mexico, 10/27/90
	3	Jeff Wilcox vs. Wyoming, 10/18/86
	3	Tony Hernandez vs. Colorado St., 9/18/76
	3	Dave Atkinson vs. North Texas, 9/10/71
	3	Bobby Roberts vs. UTEP, 11/5/66
	3	Gene Frantz vs. Colorado State, 10/6/62
	3	Gene Frantz vs. New Mexico, 11/3/62
	3	Verl Shell vs. Montana, 10/4/57
Season	9	Dave Atkinson, 1971
	9	Gene Frantz, 1962
Career	20	Dave Atkinson, 1971-73

MOST INTERCEPTION RETURN YARDS

Game	97	Brian Mitchell vs. New Mexico, 9/2/89
Season	233	Dan Hansen, 1971
Career	421	Dan Hansen, 1970-72

PUNT RETURNS**MOST YARDS ON PUNT RETURNS**

Game	219	Golden Richards vs. North Texas, 9/10/71
Season	624	Golden Richards, 1971
Career	1,312	Vai Sikahema, 1980-85

**MOST PUNT RETURNS**

Game	8	Don Bushore vs. Pepperdine, 11/26/49
	8	Vai Sikahema vs. New Mexico, 10/19/85
Season	54	Vai Sikahema, 1985
Career	153	Vai Sikahema, 1980-85

BEST AVERAGE PUNT RETURN

Game	79.0	James Dye vs. Utah State, 10/4/96
Season	22.9	Don Bushore, 1948
Career	19.8	James Dye, 1995-96

MOST TOUCHDOWNS ON PUNT RETURNS

Game	2	Golden Richards vs. N. Texas, 9/10/71
Season	4	Golden Richards, 1971
Career	4	James Dye, 1995-96
	4	Golden Richards, 1970-71

LONGEST PUNT RETURN

Game	94	Kent Oborn vs. Arizona, 11/20/65
------	----	----------------------------------

ALL-PURPOSE YARDS**ALL-PURPOSE YARDS**

Game	366	Austin Collie vs. Tulsa, 9/15/07
Season	2,112	Austin Collie, 2008
Career	4,996	Curtis Brown, 2004-06

KICKOFF RETURNS**MOST KICKOFF RETURNS**

Game	8	Cody Hoffman vs. Utah 10/17/11
	8	Austin Collie vs. Tulsa, 9/15/07
Season	36	Cody Hoffman, 2010-Present
Career	69	O'Neill Chambers, 2008-10

MOST KICKOFF RETURN YARDS

Game	237	Austin Collie vs. Tulsa, 9/15/07
Season	879	Cody Hoffman, 2010-Present
Career	1,625	Mike Rigell, 1998, 00-01

BEST AVERAGE KICKOFF RETURN

Game	54.5	James Dye vs. UTEP, 11/2/96
Season	40.1	Paul Allen, 1961
Career	27.2	Chris Farasopoulos, 1968-70

LONGEST KICKOFF RETURN

Game	100	James Dye vs. UTEP, 11/2/96
	100	Tyler Anderson vs. Utah State, 10/30/93
	100	Eric Mortensen vs. Utah State, 9/30/88
	100	John Betham vs. Utah, 11/23/74

COMBINED RETURNS**MOST YARDS**

Game	247	Golden Richards vs. North Texas 9/10/71
Season	1,164	Mike Rigell, 2001
Career	2,470	Chris Farasopoulos, 1968-70

MOST RETURNS

Game	10	Austin Collie vs. Tulsa, 9/15/07
	10	Vai Sikahema vs. Boston College, 8/29/85
	10	Golden Richards vs. Arizona, 11/13/71
	10	Chris Farasopoulos vs. Arizona, 11/1/69
Season	69	Mike Rigell, 2001
Career	195	Vai Sikahema, 1980-85

PUNTING**MOST PUNTS**

Game	15	Rich Adams vs. Iowa State, 9/27/69
Season	83	Rich Adams, 1969
Career	204	Alan Boardman, 1993-96

BEST PUNTING AVERAGE

Game	60.4	Lee Johnson vs. Wyoming, 10/8/83
Season	50.6	Lee Johnson, 1983
Career	47.0	Lee Johnson, 1983-84

LONGEST PUNT

Game	80	Lee Johnson vs. Wyoming, 10/8/83
------	----	----------------------------------



In 2007 Austin Collie set an MWC and BYU record for all-purpose yards with 366 against Tulsa.

BYU'S NCAA RECORDS**(TEAM RECORDS)****SINGLE GAME****BOTH TEAMS GAINING 600 YARDS (ONE OF 37 TEAMS)**

BYU (767) vs. SDSU (695) 11/16/91
Hawaii (646) and BYU (612) 12/8/01

HIGHEST AVERAGE PER PUNT

60.4 Wyoming, 10/8/83
5 for 302 (min. 5)

HIGHEST AVERAGE PER PUNT, BOTH TEAMS

55.3 BYU & Wyoming, 10/8/83
11 for 608 (min. 10)

MOST TDS SCORED ON KICKOFF RETURNS (ONE OF SEVERAL TEAMS)

2 BYU vs. Air Force, 11/11/89

MOST POINTS SCORED IN A TIE

104 BYU (52) vs. SDSU (52), 11/16/91

MOST POINTS SCORED IN FOURTH QUARTER TO WIN OR TIE A GAME

36 BYU (50) vs. Wash. St. (36) Sept. 15, 1990
(BYU trailed 29-14 at start of 4th quarter)

FEWEST COMPLETIONS ALLOWED (ONE OF MANY TEAMS)

0 BYU vs. Rice, Nov. 9, 1996

SEASON**HIGHEST AVERAGE GAIN PER PASSING ATTEMPT**

10.9 1989, 433 for 4,732 (min. 350 att.)

TEAM WITH TWO 1,000-YARD RECEIVERS (ONE OF MANY)

2008 Austin Collie, 1,538
Dennis Pitta, 1,083
1990 Andy Boyce, 1,241
Chris Smith, 1,156

HIGHEST PUNTING AVERAGE

50.6 1983, 24 for 1,215

HIGHEST NET PUNTING AVERAGE

45.0 1983, 24 for 1,215 yards, 134 return yards

MOST OPPONENT'S FUMBLES RECOVERED

36 1977

CONSEC. GAMES PASSING FOR 200 YARDS

64 9/80 to 10/19/85

MOST WINS IN A SEASON

14 1996

MOST GAMES PLAYED IN A SEASON

15 BYU, 1996

HIGHEST PUNTING AVERAGE

50.6 1983 (24 for 1,215 yards)

MISC.**MOST CONSECUTIVE GAMES W/OUT BEING SHUTOUT**

361 10/3/75 to 11/15/03

(INDIVIDUAL RECORDS)**TOTAL OFFENSE****MOST SEASONS GAINING 4,000 YARDS OR MORE**

3 Ty Detmer, 1989-91

MOST CONSECUTIVE GAMES GAINING 300 YARDS OR MORE

24 Ty Detmer, 1989-90

A QUARTERBACK GAINING 300 YARDS PASSING AND 100 YARDS RUSHING

Steve Young (351 pass, 113 rush) vs. Baylor, Sept. 10, 1983

RUSHING**MOST TDS SCORED IN ONE QUARTER**

4 Dick Felt vs. San Jose St. Nov. 8,
1952 in fourth quarter

PASSING**HIGHEST PASS COMPLETION PERCENTAGE****(MIN. 30-39 COMPS)**

Game	.912	Steve Sarkisian vs. Fresno St.,
		1995,
		(31 of 34)

CONSECUTIVE GAMES GAINING 300+ YARDS

Career	24	Ty Detmer, 9/2/89-12/1/90
--------	----	---------------------------

MOST YARDS GAINED PER ATTEMPT

Game	14.1	John Walsh vs. Utah St.
(min. 40 atts.)		44 for 619 yards, 10/30/93
Season	11.1	Ty Detmer, 1989, 412 for 4,560

MOST YARDS GAINED PER COMPLETION

Game	22.9	John Walsh vs. Utah St.
(min. 22 atts.)		27 for 619, 10/30/93

HIGHEST PERCENTAGE OF PASSES FOR TDS

Season	11.5	Jim McMahon, 1980
(min. 375 atts.)		46 of 400



Steve Sarkisian holds the NCAA record for highest pass completion percentage in a game (min. 30-39 comp) at .912



All-American Gordon Hudson owns three NCAA records for receiving by a tight end.

RECEIVING

MOST CATCHES PER GAME BY A TIGHT END

Career	5.4	Gordon Hudson, 1980-83
		178 in 33 games

MOST YARDS GAINED BY A TIGHT END

Game	259	Gordon Hudson vs. Utah
		11/21/81 - 13 catches
Career	2,901	Dennis Pitta, 2004, 2007-09

MOST YARDS PER GAME BY A TIGHT END

Career	75.3	Gordon Hudson, 1980-83
		2,484 in 33 games

AVERAGE GAIN PER COMPLETION BY A TIGHT END

Career	19.2	Clay Brown, 1978-80
(min. 75)		88 catches for 1,691 yds.

PUNTING

HIGHEST AVERAGE PER PUNT

Game	60.4	Lee Johnson vs. Wyoming,
(min. 5)		10/8/83 (5 for 302; 53, 44, 63,
		62, 80 yards)

PUNT RETURNS

MOST PUNT RETURNS

Career	153	Vai Sikahema, 1980-81,
		1984-85, 1,312 yds

HIGHEST AVERAGE GAIN PER RETURN

Game	43.8	Golden Richards, v. North Texas,
		9/10/71 (min 5 returns) 5 for 219

KICKOFF RETURNS

HIGHEST AVERAGE GAIN PER KICK RETURN

Season	40.1	Paul Allen, 1961
(min. 1.2 ret/gm)		12 for 481

MOST TDS SCORED ON KICKOFF RETURNS (ONE OF MANY)

Game	2	Stacey Corley vs. Air
		Force 11/11/89 - 99 and 85 yds

SCORING

MOST TOUCHDOWNS SCORED BY RUSHING IN ONE QUARTER

4	Dick Felt vs. San Jose St. Nov. 8, 1952 in
	fourth quarter

MOST TOUCHDOWNS SCORED IN ONE QUARTER

4	Dick Felt vs. San Jose St. Nov. 8, 1952 in
	fourth quarter

FIELD GOALS

HIGHEST PERCENTAGE OF FG MADE, 40 YARDS OR MORE

Season	93.3%	Matt Payne, BYU, 2002
(min. 10)		14 of 15

MOST CONSECUTIVE FG MADE, 40-49 YARDS

Career	14	Matt Payne, BYU, 2003-04
--------	----	--------------------------

FIELD GOALS IN FIRST GAME OF CAREER

5	Joe Liljenquist vs. Colorado 1969 (6 attempts)
---	--



Lee Johnson owns the highest punt average for a game with at least five punts.



Vai Sikahema owns the NCAA career record for most punt returns.

TOP INDIVIDUAL MARKS

TOTAL OFFENSE

GAME

1.	603	Ty Detmer at San Diego State, 11/16/91
2.	599	Virgil Carter vs. UTEP, 11/5/66
3.	597	John Walsh at Utah State, 10/30/93
4.	594	Ty Detmer vs. Penn State, 12/29/89
5.	582	Marc Wilson vs. Utah, 11/5/77
6.	562	Ty Detmer vs. Washington State, 9/7/89
7.	552	Jim McMahon vs. Utah, 11/21/81
8.	548	Max Hall vs. Tulsa, 9/15/07
9.	540	Robbie Bosco at New Mexico, 10/19/85
10.	539	Jim McMahon at Colorado State, 11/7/81

SEASON

1.	5,022	Ty Detmer	1990
2.	4,627	Jim McMahon	1980
3.	4,433	Ty Detmer	1989
4.	4,346	Steve Young	1983
5.	4,141	Robbie Bosco	1985
6.	4,072	Max Hall	2008
7.	4,001	Ty Detmer	1991
8.	3,998	Brandon Doman	2001
9.	3,983	Steve Sarkisian	1996
10.	3,932	Robbie Bosco	1984

CAREER

1.	14,665	Ty Detmer	1988-91
2.	11,569	Max Hall	2007-09
3.	11,059	John Beck	2003-06
4.	9,723	Jim McMahon	1977-78, 80-81
5.	8,817	Steve Young	1981-83
6.	8,299	Robbie Bosco	1983-85
7.	7,736	John Walsh	1991-94
8.	7,731	Kevin Feterik	1996-99
9.	7,602	Marc Wilson	1977-79
10.	7,253	Steve Sarkisian	1995-96

PASSING YARDS

GAME

1.	619	John Walsh at Utah State, 10/30/93
2.	599	Ty Detmer at San Diego State, 11/16/91
3.	585	Robbie Bosco at New Mexico, 10/19/85
4.	576	Ty Detmer vs. Penn State, 12/29/89
5.	571	Marc Wilson vs. Utah, 11/5/77
6.	565	Jim McMahon vs. Utah, 11/21/81
7.	560	Ty Detmer vs. Utah State, 11/24/90
8.	538	Jim McMahon at Colorado State, 11/7/81
9.	537	Max Hall vs. Tulsa, 9/15/07
	537	Ty Detmer vs. Washington State, 9/7/89

SEASON

1.	5,188	Ty Detmer	1990
2.	4,571	Jim McMahon	1980
3.	4,560	Ty Detmer	1989
4.	4,273	Robbie Bosco	1985

5.	4,031	Ty Detmer	1991
6.	4,027	Steve Sarkisian	1996
7.	3,957	Max Hall	2008
8.	3,902	Steve Young	1983
9.	3,885	John Beck	2006
10.	3,875	Robbie Bosco	1984

CAREER

1.	15,031	Ty Detmer	1988-91
2.	11,365	Max Hall	2007-09
3.	11,021	John Beck	2003-06
4.	9,536	Jim McMahon	1977-78, 80-81
5.	8,400	Robbie Bosco	1983-85
6.	8,390	John Walsh	1991-94
7.	8,065	Kevin Feterik	1996-99
8.	7,733	Steve Young	1981-83
9.	7,637	Marc Wilson	1977-79
10.	7,464	Steve Sarkisian	1995-96

400-YARD PASSING GAMES

SEASON

1.	8	Ty Detmer	1990
2.	6	Jim McMahon	1980
3.	5	Ty Detmer	1989
4.	4	John Walsh	1993
5.	3	Robbie Bosco	1985
	3	Jim McMahon	1981

CAREER

1.	14	Ty Detmer	1988-91
2.	9	Jim McMahon	1977-78, 80-81
3.	5	John Walsh	1991-94
4.	4	Robbie Bosco	1983-85
5.	3	John Beck	2003-06
	3	Kevin Feterik	1996-99
	3	Steve Sarkisian	1995-96

TOUCHDOWN PASSES

GAME

1.	7	Max Hall vs. UCLA, 9/13/08
	7	Jim McMahon at Colorado State, 11/7/81
	7	Marc Wilson at Colorado State, 10/15/77
4.	6	James Lark, at New Mexico State 11/24/12
	6	Steve Sarkisian vs. Texas A&M, 8/24/96
	6	Ty Detmer at San Diego State 11/16/91
	6	Robbie Bosco vs. Baylor, 9/8/84
	6	Steve Young vs. Utah, 11/19/83
	6	Jim McMahon at Utah State, 10/2/81
	6	Jim McMahon vs. UTEP, 11/1/80
	6	Gifford Nielsen at Utah State, 9/24/77
	6	Gary Sheide vs. New Mexico, 11/3/73

SEASON

1.	47	Jim McMahon	1980
----	----	-------------	------



2.	41	Ty Detmer	1990
3.	35	Max Hall	2008
	35	Ty Detmer	1991
4.	33	Max Hall	2009
	33	Brandon Doman	2001
	33	Steve Sarkisian	1996
	33	Robbie Bosco	1984
	33	Steve Young	1983
8.	32	John Beck	2006
	32	Ty Detmer	1989

CAREER

1.	121	Ty Detmer	1988-91
2.	94	Max Hall	2007-09
3.	84	Jim McMahon	1977-78, 80-81
4.	79	John Beck	2003-06
5.	66	John Walsh	1991-94
	66	Robbie Bosco	1983-85
7.	61	Marc Wilson	1977-79
8.	56	Steve Young	1980-83
9.	55	Gifford Nielsen	1975-77
10.	53	Steve Sarkisian	1995-96
	53	Kevin Feterik	1996-99

PASSING COMPLETIONS**GAME**

1.	44	Jim McMahon vs. Colorado State, 11/7/81
2.	42	Ty Detmer vs. Penn State, 12/29/89
	42	Robbie Bosco vs. New Mexico, 10/19/85
4.	41	John Beck vs. Boston College, 9/3/05
5.	40	Jim McMahon vs. North Texas, 11/8/80
6.	39	Steve Young vs. Air Force, 9/24/83
7.	38	John Beck vs. Boston College, 9/16/06
	38	Ty Detmer vs. Miami, 9/8/90
	38	Robbie Bosco vs. Colorado State, 10/5/85
10.	37	Marc Wilson vs. Long Beach State, 11/19/77

SEASON

1.	361	Ty Detmer	1990
2.	338	Robbie Bosco	1985
3.	330	Max Hall	2008
4.	306	Steve Young	1983
5.	298	Max Hall	2007
6.	289	John Beck	2006
7.	284	John Walsh	1994
	284	Jim McMahon	1980
9.	283	Robbie Bosco	1984
10.	278	Steve Sarkisian	1996

CAREER

1.	958	Ty Detmer	1988-91
2.	903	Max Hall	2007-09
3.	885	John Beck	2003-06
4.	653	Jim McMahon	1977-78, 80-81
5.	638	Robbie Bosco	1983-85
6.	613	Kevin Feterik	1996-99

7.	592	Steve Young	1980-83
8.	588	John Walsh	1991-94
9.	535	Marc Wilson	1977-79
10.	528	Steve Sarkisian	1995-96

PASSING COMPLETION PERCENTAGE**SEASON (MIN. 350 ATTEMPTS)**

1.	71.3	Steve Young	1983
2.	69.3	John Beck	2006
3.	69.2	Max Hall	2008
4.	68.8	Steve Sarkisian	1996
5.	67.2	Max Hall	2009
6.	66.1	Robbie Bosco	1985
7.	64.9	Steve Sarkisian	1995
8.	64.5	John Beck	2005
9.	64.3	Ty Detmer	1989
10.	64.3	Jim McMahon	1981

CAREER (MIN. 750 ATTEMPTS)

1.	66.9	Steve Sarkisian	1995-96
2.	65.3	Max Hall	2007-09
3.	65.3	Steve Young	1980-83
4.	64.0	Robbie Bosco	1983-85
5.	62.6	Ty Detmer	1988-91
6.	62.4	John Beck	2003-06
7.	61.8	Jim McMahon	1977-78, 80-81
8.	61.2	Kevin Feterik	1996-99
9.	60.2	John Walsh	1991-94
10.	57.1	Marc Wilson	1977-79

QB/WR TOUCHDOWN COMBOS

1.	22	Max Hall/Austin Collie (2007-08)
2.	19	Max Hall/Dennis Pitta (2007-09)
3.	18	Jim McMahon/Clay Brown (1978, 80-81)
4.	17	Robbie Bosco/Mark Bellini (1984-85)
5.	16	John Beck/Jonny Harline (2005-06)
6.	15	Riley Nelson/Cody Hoffman (2010-2012)
	15	John Beck/Todd Watkins (2004-05)
	15	Ty Detmer/Andy Boyce (1989-90)
9.	14	Robbie Bosco/Glen Kozlowski (1984-85)
10.	13	Gifford Nielsen/Mike Chronister (1976-77)
	13	Gifford Nielsen/John VanderWouden (1975-77)
	13	Virgil Carter/Phil Odle (1965-66)

RECEIVING YARDS**GAME**

1.	263	Jay Miller vs. New Mexico, 11/3/73
2.	259	Gordon Hudson vs. Utah, 11/21/81
3.	242	Phil Odle vs. UTEP, 11/5/66
4.	241	Glen Kozlowski vs. Boston College, 8/29/85
5.	235	Andy Boyce vs. New Mexico, 10/27/90
6.	232	Eric Drage vs. Fresno State, 10/23/93
7.	230	Eric Drage at New Mexico, 10/26/91
8.	225	David Mills at Air Force, 10/20/84
9.	219	Ben Cahoon at Arizona State, 9/20/97

10.	213	Eric Drage vs. Air Force, 9/25/93
	213	Dennis Pitta vs. Northern Iowa, 8/30/08

SEASON

1.	1,538	Austin Collie	2008
2.	1,248	Cody Hoffman	2012
3.	1,241	Andy Boyce	1990
4.	1,211	Reno Mahe	2001
5.	1,181	Jay Miller	1973
6.	1,156	Chris Smith	1990
7.	1,093	Eric Drage	1992
8.	1,090	Chris Smith	1989
9.	1,083	Dennis Pitta	2008
10.	1,067	Margin Hooks	1999

CAREER

1.	3,255	Austin Collie	2004, 07-08
2.	3,065	Eric Drage	1990-93
3.	2,901	Dennis Pitta	2004, 07-09
4.	2,841	Margin Hooks	1997-00
5.	2,718	Cody Hoffman	2010-present
6.	2,635	Matt Bellini	1987-90
7.	2,548	Phil Odle	1965-67
8.	2,484	Gordon Hudson	1980-83
9.	2,429	Mark Bellini	1983-86
10.	2,367	Chris Smith	1988-90

100-YARD RECEIVING GAMES**SEASON**

1.	11	Austin Collie	2008
2.	8	Cody Hoffman	2012
3.	7	Margin Hooks	1999
4.	6	Austin Collie	2007
	6	Andy Boyce	1990
	6	Chris Smith	1989
7.	5	Cody Hoffman	2011
	5	Chris Watkins	2004
	5	Chris Smith	1990
	5	Chuck Cutler	1988
	5	David Mills	1984

CAREER

1.	17	Austin Collie	2004, 07-08
2.	14	Cody Hoffman	2010-present
3.	12	Eric Drage	1990-93
4.	11	Chris Smith	1988-90
5.	10	Margin Hooks	1997-00
	10	Andy Boyce	1989-90
	10	Phil Odle	1965-67
8.	9	Mike Chronister	1976-78
9.	8	Matt Bellini	1987-90
10.	7	Mark Bellini	1982, 84-86
	7	Lloyd Jones	1978-80

RECEPTIONS**GAME**

1.	22	Jay Miller vs. New Mexico, 11/3/73
2.	14	Reno Mahe vs. Hawaii, 12/8/01

	14	Phil Odle vs. UTEP, 11/5/66
4.	13	Cody Hoffman at San Jose State, 11/17/12
	13	Lakei Heimuli vs. Colorado State, 10/5/85
	13	Gordon Hudson vs. Utah, 11/21/81
6.	12	11 others, last: Cody Hoffman at NM St. 11/24/12

SEASON

1.	106	Austin Collie	2008
2.	100	Cody Hoffman	2012
	100	Jay Miller	1973
4.	91	Reno Mahe	2001
5.	83	Dennis Pitta	2008
6.	79	Andy Boyce	1990
7.	77	Phil Odle	1967
8.	68	Chris Smith	1990
9.	67	Gordon Hudson	1982
	67	Gordon Hudson	1981

CAREER

1.	221	Dennis Pitta	2004, 07-09
2.	215	Austin Collie	2004, 07-08
3.	204	Matt Bellini	1987-90
4.	203	Cody Hoffman	2010-present
5.	189	Margin Hooks	1997-00
6.	183	Phil Odle	1965-67
7.	178	Gordon Hudson	1981-83
8.	166	Reno Mahe	1998, 01-02
9.	162	Eric Drage	1990-93
10.	157	Curtis Brown	2002, 04-06

RECEIVING TOUCHDOWNS**GAME**

1.	5	Cody Hoffman at New Mexico St. 11/24/12
2.	4	Luke Ashworth vs. Colorado St., 11/13/10
	4	Kirk Pendleton vs. New Mexico, 10/15/83
	4	John VanderWouden vs. Colorado State, 9/18/76
5.	3	12 others, last: Cody Hoffman, vs. Idaho 11/10/12

SEASON

1.	15	Austin Collie	2008
	15	Clay Brown	1980
3.	14	Mark Bellini	1985
4.	13	Andy Boyce	1990
5.	12	Jonny Harline	2006
	12	Eric Drage	1992
7.	11	Cody Hoffman	2012
	11	Glen Kozlowski	1984
	11	Kirk Pendleton	1983
	11	Mike Chronister	1977
	11	Phil Odle	1965

CAREER

1.	30	Austin Collie	2004, 07-08
2.	29	Eric Drage	1990-93
3.	28	Cody Hoffman	2010-present
4.	25	Phil Odle	1965-67
5.	23	Mark Bellini	1982-86
	23	Glen Kozlowski	1981, 83-85
7.	22	Gordon Hudson	1980-83



8.	21	Dennis Pitta	2004, 07-09
	21	Mike Chronister	1976-78
10.	18	John VanderWouden	1975-77

RUSHING YARDS**GAME**

1.	272	Eldon Fortie vs. George Washington, 9/29/62
2.	250	Ronney Jenkins vs. San Jose State, 10/24/98
3.	247	Pete Van Valkenburg vs. Long Beach St., 10/7/72
4.	219	Curtis Brown vs. Air Force, 10/29/05
5.	217	Curtis Brown vs. Utah State, 10/4/02
6.	215	Jeff Blanc vs. Wyoming, 10/25/75
7.	207	Luke Staley vs. Utah State, 10/5/01
8.	204	Jamal Willis vs. New Mexico, 9/24/94
	204	John Ogden vs. Pacific, 11/26/66
10.	196	Luke Staley vs. Colorado State, 11/1/01

SEASON

1.	1,582	Luke Staley	2001
2.	1,386	Pete Van Valkenburg	1972
3.	1,307	Ronney Jenkins	1998
4.	1,227	Harvey Unga	2007
5.	1,149	Eldon Fortie	1962
6.	1,132	Harvey Unga	2008
7.	1,123	Curtis Brown	2005
8.	1,087	Harvey Unga	2009
9.	1,042	Jamal Willis	1994
10.	1,010	Curtis Brown	2006

CAREER

1.	3,455	Harvey Unga	2006-09
2.	3,221	Curtis Brown	2002, 04-06
3.	2,970	Jamal Willis	1991-94
4.	2,710	Lakei Heimuli	1983-86
5.	2,663	Jeff Blanc	1973-75
6.	2,493	Luke Staley	1999-01
7.	2,492	Pete Van Valkenburg	1970-72
8.	2,376	John Ogden	1964-66
9.	2,040	Ronney Jenkins	1996, 98
10.	1,954	Brian McKenzie	1996-97

100-YARD RUSHING GAMES**SEASON**

1.	9	Luke Staley	2001
2.	7	Harvey Unga	2007
3.	6	Curtis Brown	2005
	6	Pete Van Valkenburg	1972
	6	Eldon Fortie	1962

CAREER

1.	15	Harvey Unga	2006-09
	15	Curtis Brown	2002, 04-06
3.	10	Luke Staley	1999-01
	10	Jamal Willis	1991-94
	10	John Ogden	1964-66
6.	9	Lakei Heimuli	1983-86
7.	8	Ronney Jenkins	1996, 98

	8	Pete Van Valkenburg	1970-72
9.	7	Eldon Fortie	1960-62
10.	6	Brian McKenzie	1996-97
	6	Jeff Blanc	1973-76

RUSHING ATTEMPTS**GAME**

1.	37	Pete Van Valkenburg vs. Utah, 11/18/72
2.	36	Jeff Blanc vs. Wyoming, 10/9/76
	36	Pete Van Valkenburg vs. Utah State, 10/24/70
4.	35	Pete Van Valkenburg vs. New Mexico, 11/25/72
5.	34	Lakei Heimuli vs. Hawaii, 11/8/86
	34	John Ogden vs. Wyoming, 11/21/64
7.	33	Curtis Brown vs. Utah State, 10/4/02
	33	Lakei Heimuli vs. Utah, 11/22/86
	33	Jeff Blanc vs. Colorado State, 9/20/75
10.	32	John Ogden vs. Pacific, 11/26/66

SEASON

1.	252	Ronney Jenkins	1998
2.	244	Harvey Unga	2007
3.	240	Harvey Unga	2008
4.	232	Pete Van Valkenburg	1972
5.	230	Lakei Heimuli	1986
6.	218	Brian McKenzie	1997
7.	216	Jeff Blanc	1975
8.	210	Curtis Brown	2005
9.	209	Keith Jackson	1969
10.	208	Harvey Unga	2009

CAREER

1.	696	Harvey Unga	2006-09
2.	641	Curtis Brown	2002, 04-06
3.	625	Jeff Blanc	1973-75
4.	605	Lakei Heimuli	1983-86
5.	584	Jamal Willis	1991-94
6.	535	John Ogden	1964-66
7.	456	Pete Van Valkenburg	1970-72
8.	418	Luke Staley	1999-01
9.	385	Brian McKenzie	1996-97
10.	380	Ronney Jenkins	1996, 98

RUSHING TOUCHDOWNS**GAME**

1.	5	Luke Staley vs. Colorado State, 11/1/01
	5	Eric Lane vs. Utah State, 10/13/79
3.	4	Ronney Jenkins vs. San Jose State, 10/24/98
	4	John Ogden vs. Western Michigan, 11/14/64
	4	Dick Felt vs. San Jose State, 11/8/52

SEASON

1.	24	Luke Staley	2001
2.	14	Curtis Brown	2005
	14	Lakei Heimuli	1985
	14	Waymon Hamilton	1981
	14	Eldon Fortie	1962
6.	13	Harvey Unga	2007

13	Ronney Jenkins	1998
8. 12	Jamaal Williams	2012
12	Brian McKenzie	1997
12	Jamal Willis	1994
12	Pete Van Valkenburg	1972

CAREER

1. 41	Luke Staley	1999-01
2. 35	Harvey Unga	2006-09
35	Jamal Willis	1991-94
4. 31	Curtis Brown	2002, 04-06
5. 30	Lakei Heimuli	1983-86
6. 29	Waymon Hamilton	1980-83
7. 24	Ronney Jenkins	1996, 98
24	Pete Van Valkenburg	1970-72
9. 23	Brian McKenzie	1996-97
10. 21	Eric Lane	1979-80
21	Jeff Blanc	1973-75

TOTAL TOUCHDOWNS SCORED**GAME**

1. 5	Cody Hoffman at New Mexico St. 11/24/12
5	Luke Staley vs. Colorado State, 11/1/01
5	Luke Staley vs. Utah State, 10/5/01
5	Ronney Jenkins vs. San Jose State, 10/24/98
5	Eric Lane at Utah State, 10/13/79
2. 4	Jamaal Williams at Georgia Tech 10/27/12
4	Luke Ashworth vs. Colorado State, 11/13/10
4	Harvey Unga vs San Diego State, 12/1/07
4	Curtis Brown vs. Air Force, 10/29/05
4	Kalin Hall vs. UTEP, 11/27/93
4	Kirk Pendleton vs. New Mexico, 10/15/83
4	John VanDerWouden vs. Colorado State, 9/18/76
4	John Ogden vs. Western Michigan, 11/14/64
4	Dick Felt vs. San Jose State, 11/8/52

SEASON

1. 28	Luke Staley (24 run, 4 rec, 2001)
2. 17	Harvey Unga (13 run, 4 rec, 2007)
3. 16	Curtis Brown (14 run, 2 rec, 2005)
16	Waymon Hamilton (14 run, 2 rec, 1981)
5. 15	Austin Collie (15 rec, 2008)
15	Harvey Unga (11 rush, 4 rec, 2008)
15	Ronney Jenkins (13 run, 2 rec, 1998)
15	Clay Brown (15 rec, 1980)
15	Roy Oliverson, 1951 (12 run, 3 rec)
10. 14	6 others, last: Ronney Jenkins (11 run, 3 rec, 1996)

CAREER

1. 48	Luke Staley, (41 run, 7 rec, 1999-01)
2. 45	Harvey Unga (36 run, 9 rec, 2006-09)
3. 40	Jamal Willis, (35 run, 5 rec, 1991-94)
4. 36	Curtis Brown, (31 run, 5 rec, 2002, 04-05)
5. 32	Lakei Heimuli (30 run, 2 rec, 1983-86)
32	Waymon Hamilton (29 run, 3 rec, 1981-83)
6. 30	Austin Collie (30 rec, 2004, 07-08)
7. 29	Cody Hoffman (28 rec, 1KR, 2010-pres)
29	Ronney Jenkins (24 run, 5 rec, 1996, 98)

29	Eric Drage (29 rec, 1990-93)
29	Jeff Blanc (21 run, 8 rec 1973-76)

POINTS SCORED**SEASON**

1. 170	Luke Staley	2001
2. 123	Ethan Pochman	1996
3. 109	Matt Payne	2001
4. 102	Harvey Unga	2007
5. 101	Owen Pochman	1998
6. 100	Jared McLaughlin	2006
7. 98	Curtis Brown	2005
8. 96	Waymon Hamilton	1981
9. 93	Justin Sorensen	2011
10. 92	Harvey Unga	2008

CAREER

1. 334	Mitch Payne	2007-10
2. 333	Owen Pochman	1997-00
3. 312	Matt Payne	2001-04
4. 290	Luke Staley	1999-01
5. 270	Harvey Unga	2006-09
6. 243	Kurt Gunther	1980-82
8. 240	Jamal Willis	1991-94
9. 224	Curtis Brown	2002, 04-06
10. 192	Lakei Heimuli	1983-86
192	Waymon Hamilton	1980-83

ALL-PURPOSE YARDS**GAME**

1. 366	Austin Collie vs. Tulsa, 9/15/07
2. 306	Pete Van Valkenburg vs. Wyoming, 11/4/72
3. 303	Eldon Fortie vs. George Washington, 9/29/62
4. 300	Luke Staley vs. Utah State, 10/5/01
5. 296	Tyler Anderson vs. Utah State, 10/30/93
6. 277	Cody Hoffman vs. Utah 9/17/11
7. 275	Ronney Jenkins vs. San Jose State, 10/24/98
8. 263	Jay Miller vs. New Mexico, 11/3/73
9. 262	Cody Hoffman vs. UTEP, 12/18/10
10. 257	Austin Collie vs. Colorado State, 11/1/08

SEASON

1. 2,112	Austin Collie	2008
2. 2,018	Luke Staley	2001
3. 1,882	Harvey Unga	2007
4. 1,864	Curtis Brown	2006
5. 1,838	Pete Van Valkenburg	1972
6. 1,825	Cody Hoffman	2011
7. 1,747	Ronney Jenkins	1998
8. 1,688	Austin Collie	2007
9. 1,624	Homer Jones	1979
10. 1,608	Vai Sikahema	1985

CAREER

1. 4,993	Curtis Brown	2002, 04-06
2. 4,649	Austin Collie	2004, 07-08



3.	4,540	Harvey Unga	2006-09
4.	4,367	Jamal Willis	1991-94
5.	4,052	Cody Hoffman	2010-present
6.	3,833	Lakei Heimuli	1983-86
7.	3,761	Matt Bellini	1987-90
8.	3,743	Jeff Blanc	1974-76
9.	3,688	Vai Sikahema	1980-81, 84-85
10.	3,595	Luke Staley	1999-01

DEFENSE (All-time)

ONLY DEFENSIVE STATISTICS SINCE 2000 ARE OFFICIALLY RECOGNIZED BY THE NCAA

TACKLES

GAME

1.	36	Dan Hansen vs. New Mexico, 1971 (22-UA, 14, AT)
2.	22	Derwin Gray vs. Penn State, 1991 (13-UA, 9-AT)
3.	20	Ted Nelson vs. Arizona State, 1970 (6-UA, 14-AT)
4.	19	Rob Morris vs. UTEP, 1997 (12 UA, 7 AT)
		Shad Hansen vs. UTEP, 1992 (13-UA, 6-AT)
6.	18	Shad Hansen vs. Hawaii, 1991 (12-UA, 6-AT)
	18	Kyle Whittingham vs. SDSU, 1981 (10-UA, 8-AT)
	18	Gary Kama vs. Long Beach St. 1979 (8-UA, 10-AT)
	18	Dan Hansen vs. Arizona State, 1972 (10-UA, 8-AT)

SEASON

1.	193	Shad Hansen, 1991 (63-UA, 130-AT, 4-TFL)
2.	192	Rocky Biegel, 1991 (62-UA, 130-AT)
3.	157	Rod Wood, 1978 (26-UA, 131-AT, 6-TFL)
4.	149	Sid Smith, 1975 (125-UA, 24-AT)
5.	148	Glen Redd, 1980 (57-UA, 91-AT, 2-TFL)
	148	Bob Davis, 1988 (80-UA, 68-AT, 4-TFL)

CAREER

1.	408	Shad Hansen, 1989-92 (132-UA, 276-AT)
2.	394	Rod Wood, 1976-78 (150-UA, 244-AT)
3.	389	Larry Carr, 1972-74 (191-UA, 198-AT)
4.	382	Glenn Redd, 1978-80 (233-UA, 149-AT)
5.	371	Rocky Biegel, 1988-91 (112-UA, 159-AT)
6.	369	Dan Hansen, 1969-1972 (183-UA, 186-AT)
7.	353	Marv Allen, 1982-84 (149-UA, 204-AT)
8.	349	Bob Davis, 1987-89 (145-UA, 204-AT)
9.	345	Shay Muirbrook, 1993-96 (151-UA, 194-AT)
	345	Rob Morris, 1993, 97-99 (223-UA, 122-AT)

SACKS

GAME

1.	6	Shay Muirbrook vs. Kansas State, 1/1/97
2.	4	Setema Gali vs. New Mexico, 10/16/99
	4	Jason Buck vs. Oregon State, 11/15/86
	4	Kyle Whittingham vs. San Diego State, 10/17/81

SEASON

1.	17	Mekeli Ieremia	1976
2.	16	Shawn Knight	1986

	16	Jim Herrmann	1983
4.	14	Todd Shell	1983
	14	Stan Varner	1974
6.	13.5	Jan Jorgensen	2007
7.	13	Kyle Van Noy	2012
	13	Brandon Flint	1981
	13	Glen Titensor	1980
	13	Bill Rice	1976

CAREER

1.	33	Brandon Flint	1980-83
2.	28.5	Jan Jorgensen	2006-09
	28.5	Randy Brock	1991-94
4.	26	Jim Herrmann	1981, 83-84
5.	25	Byron Frisch	1996-99
6.	23	Jason Buck	1985-86
7.	22.5	Shawn Knight	1983-86
8.	22	Kyle Van Noy	2010-present
9.	22	David Futrell	1984-87
	22	Mike Morgan	1979-80

INTERCEPTIONS

GAME

1.	3	Tyson Smith vs. Wyoming, 10/26/00
	3	Derwin Gray vs. New Mexico, 10/27/90
	3	Jeff Wilcox at Wyoming, 10/18/86
	3	Tony Hernandez vs. Colorado State, 9/18/76
	3	Dave Atkinson at North Texas, 9/10/71
	3	Bobby Roberts vs. UTEP, 11/5/66
	3	Gene Frantz vs. North Mexico, 11/3/62
	3	Gene Frantz at Colorado State, 10/6/62

SEASON

1.	9	Dave Atkinson	1971
	9	Gene Frantz	1962
3.	8	Dave Atkinson	1972
	8	Dan Hansen	1970
5.	7	Jeff Wilcox	1986
	7	Tom Holmoe	1980
	7	Dan Hansen	1971
	7	Bobby Roberts	1967
	7	Bobby Roberts	1966
	7	Carroll Johnston	1957

CAREER

1.	20	Dave Atkinson	1971-73
2.	18	Dan Hansen	1970-72
	18	Bobby Roberts	1965-67
4.	14	Derwin Gray	1989-92
5.	13	Brian Mitchell	1987-90
	13	Tom Holmoe	1979-82
7.	12	Rodney Rice	1987-88
	12	Scott Peterson	1985-88
	12	Mike Russell	1973-74
10.	11	Troy Long	1985-88

DEFENSE (SINCE 2000)

OFFICIAL NCAA DEFENSIVE STATISTICS BEGAN IN 2000

SOLO TACKLES**GAME**

1.	10	Andrew Rich vs. TCU, 10/16/10
	10	Scott Johnson vs. Colorado State, 9/26/09
	10	Cameron Jensen vs. TCU, 9/28/06
	10	Paul Walkenhorst vs. Nevada, 9/14/02
5.	9	10 others, last: Kyle Van Noy, vs. Idaho 11/12/11

SEASON

1.	64	Justin Ena	2001
2.	63	Andrew Rich	2010
3.	57	Cameron Jensen	2006
4.	54	Isaac Kelley	2001
5.	53	Aaron Francisco	2003

CAREER

1.	167	Aaron Francisco	2001-04
2.	150	Cameron Jensen	2004-06
3.	137	David Nixon	2003, 06-08
4.	127	Andrew Rich	2008-10
5.	119	Colby Bockwoldt	2000-03

ASSISTED TACKLES**GAME**

1.	13	Kelly Poppinga vs. Colorado State, 11/3/07
2.	11	Brett Denney vs. Air Force, 11/21/09
3.	11	Aaron Francisco vs. Utah, 11/23/02
4.	11	Paul Walkenhorst vs. Colorado State, 10/24/02
5.	10	9 others, last: Shane Hunter vs. Utah St., 10/1/10

SEASON

1.	67	Kelly Poppinga	2007
2.	63	Aaron Francisco	2003
3.	60	Paul Walkenhorst	2002
4.	58	Matt Bauman	2008
	58	Justin Ena	2000

CAREER

1.	163	Aaron Francisco	2001-04
2.	144	Cameron Jensen	2004-06
3.	138	David Nixon	2003, 06-08
4.	125	Matt Bauman	2004, 07-09
5.	120	Jan Jorgensen	2006-09

TOTAL TACKLES**GAME**

1.	17	Kelly Poppinga vs. TCU, 11/8/07
2.	16	Aaron Francisco vs. Boise State, 9/24/04
3.	16	Aaron Francisco vs. USC, 9/18/04
4.	15	Kellen Fowler vs. Arizona, 12/20/08
5.	15	Kelly Poppinga vs. Colorado State, 11/3/07
6.	14	7 others, last: Andrew Rich vs. Nevada, 9/25/10

SEASON

1.	116	Aaron Francisco	2003
2.	113	Kelly Poppinga	2007
3.	110	Andrew Rich	2010
4.	108	Matt Bauman	2008
5.	107	Paul Walkenhorst	2002
	107	Justin Ena	2000

CAREER

1.	330	Aaron Francisco	2001-04
2.	294	Cameron Jensen	2004-06
3.	275	David Nixon	2003, 06-08
4.	267	Paul Walkenhorst	2000-05
5.	245	Brandon Ogletree	2009-12

TACKLES FOR LOSS**GAME**

1.	6	Hans Olsen vs. Colorado State, 11/2/00
2.	5	Kyle Van Noy vs. Tulsa 12/30/11
	5	David Nixon vs. Colorado State, 10/9/03
3.	4	Vic So'oto vs. Wyoming, 10/23/10
	4	Brett Denney vs. Utah State, 10/3/08
	4	Colby Bockwoldt vs. Utah, 11/22/03
	4	Setema Gali, Jr. vs. Florida State, 8/26/00

SEASON

1.	22	Kyle Van Noy	2012
2.	20	Jan Jorgensen	2007
2.	19	Colby Bockwoldt	2003
3.	19	Ryan Denney	2001
4.	18	Setema Gali, Jr.	2000
5.	15	Kyle Van Noy	2011
	15	Paul Walkenhorst	2002
	15	Chris Hoke	2000



**CAREER**

1.44.5	Kyle Van Noy	2010-present
2. 44	Jan Jorgensen	2006-09
3. 43	David Nixon	2003, 06-08
4. 31	Paul Walkenhorst	2000-05
5. 28	Cameron Jensen	2004-06

SACKS**GAME**

1. 3	Kyle Van Noy at New Mexico State, 11/24/12
3	Jan Jorgensen vs. Colorado State, 11/3/07
3	Justin Maddux vs. UNLV, 11/5/05
3	Brady Poppinga vs. San Diego State, 11/2/02
5. 2.5	Justin Luettergerdt vs. Colorado State, 10/15/05

SEASON

1. 13.5	Jan Jorgensen	2007
2. 13	Kyle Van Noy	2012
3. 10	Setema Gali, Jr.	2000
4. 9	Manaia Brown	2004
5. 8	Brady Poppinga	2002

CAREER

1.28.5	Jan Jorgensen	2006-09
2. 22	Kyle Van Noy	2010-present
2. 19	Brady Poppinga	2001-04
3. 12	David Nixon	2003, 06-08
4. 11	Isaac Kelley	1999-01
5. 9	Jordan Pendleton	2007-11
9	Ryan Denney	1998-01
9	Brett Keisel	1998, 00-01

QUARTERBACK HURRIES**GAME**

1. 4	Jan Jorgensen vs. Northern Iowa, 8/30/08
2. 3	Jan Jorgensen vs. Utah, 11/28/09
3	Kyle Van Noy vs. Washinton St. 8/30/12; Idaho State 10/22/11; vs. New Mexico State 11/19/11
3	Jordan Pendleton vs. Utah, 11/28/09
3	Justin Luettergerdt vs. TCU, 9/24/05
3	Brady Poppinga vs. Notre Dame, 9/4/04

**ANDREW RICH**
2008-10**SEASON**

1. 11	Jan Jorgensen	2008
2. 10	Kyle Van Noy	2011
3. 8	Kyle Van Noy	2012
8	Vic So'oto	2010
8	Coleby Clawson	2009

CAREER

1. 22	Jan Jorgensen	2006-09
2. 20	Kyle Van Noy	2010-present
3. 11	Coleby Clawson	2008-09
4. 9	Vic So'oto	2005, 07-10
5. 8	David Nixon	2003, 06-08
8	Jordan Pendleton	2007-11

PASS BREAKUPS**GAME**

1. 4	Corby Eason vs. San Jose State 10/8/11
2. 3	9 others, last: Preston Hadley vs. Oregon State 10/15/11

SEASON

1. 15	Jordan Johnson	2012
2. 14	Corby Eason	2011
14	Preston Hadley	2011
14	Brian Logan	2009
5. 11	Kayle Buchanan	2007
11	Jernaro Gilford	2001

CAREER

1. 21	Brian Logan	2009-10
2. 20	Preston Hadley	2011-12
3. 18	Jernaro Gilford	1999, 01-03
4. 17	Corby Eason	2009-11
17	Brandon Heaney	2001-04
6. 16	Jordan Johnson	2011-present
16	Kayle Buchanan	2004-07
16	Justin Robinson	2005-06
16	Aaron Francisco	2001-04
10. 14	David Nixon	2003, 06-08
14	Scott Johnson	2007-09

INTERCEPTIONS**GAME**

1. 3	Tyson Smith vs. Wyoming, 10/26/00
2. 2	8 others, last: Andrew Rich vs. UTEP, 12/18/10

SEASON

1. 6	Jernaro Gilford	2001
2. 5	Andrew Rich	2010
3. 4	4 others, most recent: Rich, Johnson	2009

CAREER

1. 10	Andrew Rich	2008-10
10	Jernaro Gilford	1999, 01-03
3. 7	Aaron Francisco	2001-04

4.	6	Daniel Sorensen	2008, 11-present
4.	6	Cameron Jensen	2004-06
	6	Quinn Gooch	2004-07

INTERCEPTION RETURN YARDS

GAME

1.	80	Jon Burbidge vs. New Mexico, 11/16/02
2.	64	Justin Robinson vs. Utah State, 9/23/06
3.	62	Jernaro Gilford vs. Utah State, 10/5/01
4.	60	Nathan Soelberg vs. Utah, 11/20/04
	60	Isaac Kelley vs. San Diego State, 10/27/01

SEASON

1.	131	Jernaro Gilford	2001
2.	93	John Burbidge	2002
3.	91	Andrew Rich	2009
4.	83	Isaac Kelley	2001
5.	75	Bryan Kehl	2007

FORCED FUMBLES

GAME

1.	2	Andrew Rich vs. Oklahoma, 9/5/09
----	---	----------------------------------

SEASON

1.	6	Kyle Van Noy	2012
2.	4	Uona Kaveinga	2011
	4	Ryan Denney	2001
4.	3	7 others, most recent: Van Noy, 2011	

CAREER

1.	11	Kyle Van Noy	2010-present
2.	6	Andrew Rich	2008-10
	6	Aaron Francisco	2001-04
3.	5	Ryan Denney	1997-01
4.	4	Uona Kaveinga	2011-12
	4	Scott Johnson	2007-09
	4	David Nixon	2003, 06-08

FUMBLE RECOVERIES

GAME

1.	3	Justin Luetgerodt vs. Wyoming, 11/12/05
2.	2	Hans Olsen vs. San Diego State, 10/21/00

SEASON

1.	5	Hans Olsen	2000
2.	4	Shawn Doman	2009
3.	3	4 others, most recent: Brett Denney	2008

CAREER

1.	6	Jan Jorgensen	2006-09
2.	6	Shawn Doman	2006-09
3.	4	Matt Bauman	2004, 07-09
4.	4	Brett Denney	2006-09
5.	3	3 others, most recent: Andrew Rich	

FUMBLE RETURN YARDS

GAME

1.	64	Scott Johnson vs. Wyoming, 11/12/05
2.	48	Jan Jorgensen vs. UNLV, 10/21/06
3.	44	Kyle Van Noy vs. Colorado State, 11/13/10

4.	38	Brandon Bradley vs. Utah State, 10/3/08
5.	34	Matt Bauman vs. Oregon State, 12/22/09

SEASON

1.	64	Scott Johnson	2008
2.	48	Jan Jorgensen	2006
3.	44	Kyle Van Noy	2010
4.	38	Brandon Bradley	2008
5.	34	Matt Bauman	2009

SPECIAL TEAMS FIELD GOALS MADE

SEASON

1.	20	Owen Pochman	1998
	20	Ethan Pochman	1996
3.	19	Owen Pochman	2000
4.	18	Owen Pochman	1999
	18	Leonard Chitty	1987

CAREER

1.	76	Owen Pochman	1997-00
2.	54	Matt Payne	2001-04
3.	47	Mitch Payne	2007-10
4.	34	Leonard Chitty	1986-87
5.	28	Jared McLaughlin	2004-06

PATS MADE

SEASON

1.	73	Matt Payne	2001
2.	64	Kurt Gunther	1980
3.	63	Ethan Pochman	1996
4.	59	Mitch Payne	2009
5.	58	Jared McLaughlin	2006

CAREER

1.	193	Mitch Payne	2007-10
2.	162	Kurt Gunther	1980-82
3.	150	Matt Payne	2001-04
4.	135	Owen Pochman	1997-00
5.	104	Jared McLaughlin	2004-06

LONGEST KICKS

FIELD GOALS

1.	56	Owen Pochman vs. New Mexico, 11/18/00
2.	53	Matt Payne vs. Air Force, 10/23/04
	53	Matt Payne vs. Notre Dame, 9/4/04
	53	Matt Payne vs. USC, 9/6/03
	53	Dennis Patera vs. Utah State, 11/4/67
	53	Jared McLaughlin vs. Air Force, 10/28/06

PUNTS

1.	80	Lee Johnson vs. Wyoming, 10/8/83
2.	79	Matt Payne vs. USC, 9/18/04
	79	Ben Laverty vs. Pacific, 11/26/66
4.	78	Bill Wright vs. Wyoming, 10/21/61
5.	76	Matt Payne vs. San Diego State, 11/2/02



YEAR-BY-YEAR LEADERS

PASSING

YR.	PLAYER	ATT	CMP	INT	YARDS	TD
2012	Riley Nelson	308	181	13	2,011	13
2011	Riley Nelson	202	116	7	1,717	19
2010	Jake Heaps	383	219	9	2,316	15
2009	Max Hall*	409	275	14	3,560	33
2008	Max Hall*	447	330	14	3,957	35
2007	Max Hall*	496	298	12	3,848	26
2006	John Beck*	417	289	8	3,885	32
2005	John Beck*	513	331	13	3,709	27
2004	John Beck	343	192	8	2,563	15
2003	Matt Berry	235	147	14	1,445	7
2002	Brett Engemann	215	119	8	1,334	6
2001	Brandon Doman	408	261	8	3,542	33
2000	Charlie Peterson	260	149	5	1,617	6
1999	Kevin Feterik	452	277	15	3,554	25
1998	Kevin Feterik	336	202	6	2,718	16
1997	Kevin Feterik	208	125	5	1,767	11
1996	Steve Sarkisian	404	278	12	4,027	33
1995	Steve Sarkisian	385	250	14	3,437	20
1994	John Walsh	463	284	14	3,712	29
1993	John Walsh	397	244	15	3,727	28
1992	Ryan Hancock	288	165	13	2,635	17
1991	Ty Detmer*	403	249	12	4,031	35
1990	Ty Detmer#	562	361	28	5,188	41
1989	Ty Detmer*	412	265	15	4,560	32
1988	Sean Covey	319	174	10	2,607	13
1987	Bob Jensen	259	144	14	1,833	10
1986	Steve Lindsley	287	180	18	2,247	12
1985	Robbie Bosco	511	338	24	4,273	30
1984	Robbie Bosco*	458	283	11	3,875	33
1983	Steve Young#	429	306	10	3,902	33
1982	Steve Young *	367	230	18	3,100	18
1981	Jim McMahon#	423	272	7	3,555	30
1980	Jim McMahon#	445	284	18	4,571	47
1979	Marc Wilson*	427	250	15	3,720	29
1978	Marc Wilson	233	121	13	1,499	8
1977	Marc Wilson*	277	164	18	2,418	24
1976	Gifford Nielsen*	372	207	19	3,192	29
1975	Gifford Nielsen	180	110	7	1,471	10
1974	Gary Sheide	300	181	19	2,174	23
1973	Gary Sheide*	294	177	12	2,350	22
1972	Bill August	144	69	5	891	2
1971	Bill August	87	37	11	448	2
1970	Rick Jones	168	76	17	851	1
1969	Marc Lyons	193	87	11	1,297	9
1968	Marc Lyons	157	66	9	735	2
1967	Marc Lyons	193	99	8	1,313	9
1966	Virgil Carter	293	141	16	2,182	21
1965	Virgil Carter*	250	120	13	1,789	20
1964	Virgil Carter	193	66	14	1,154	9
1963	Ron Stewart	23	10	0	160	1
1962	Eldon Fortie	100	43	11	814	7
1961	Eldon Fortie	83	33	11	469	5
1960	Bud Belnap	51	20	8	285	2
1959	Gary Dunn	31	10	3	223	1
1958	Wayne Startin	68	28	8	332	2
1957	Carroll Johnston	102	39	7	447	3
1956	Carroll Johnston	167	71	15	945	8
1955	Don Dixon	60	21	9	335	2
1954	Ron Bean	42	20	1	437	0
1953	LaVon Satterfield	92	34	8	568	4

* Led Conference, # Led Nation

RECEIVING

YR.	PLAYER	REC	YRD	TD
2012	Cody Hoffman	100	1,248	11
2011	Cody Hoffman	61	943	10
2010	JJ Di Luigi	45	443	1
	Cody Hoffman	42	527	7
2009	Dennis Pitta	62	829	8
2008	Austin Collie#	106	1,538	15
2007	Dennis Pitta	59	813	5
2006	Jonny Harline	58	935	12
2005	Jonny Harline	63	853	5
2004	Austin Collie	53	771	8
	Todd Watkins	52	1,042	6
2003	Toby Christensen	53	547	4
2002	Reno Mahe	59	771	2
2001	Reno Mahe*	91	1,211	9
2000	Margin Hooks	61	718	2
1999	Margin Hooks	60	1,067	7
1998	Margin Hooks	49	732	3
1997	Ben Cahoon	57	931	4
1996	K.O. Kealaluhi	49	901	8
1995	Mike Johnston	40	650	6
1994	Tim Nowatzke	47	601	4
1993	Eric Drage	54	867	5
1992	Eric Drage	56	1,093	12
1991	Eric Drage	46	1,018	10
1990	Andy Boyce	79	1,241	13
1989	Chris Smith	60	1,090	5
1988	Chuck Cutler	64	1,039	10
1987	Darren Handley	52	636	3
1986	Mark Bellini	46	839	5
1985	Mark Bellini	63	1,008	14
1984	David Mills*	60	1,023	7
1983	Casey Tiumalu	60	583	3
	Gordon Hudson	44	596	6
1982	Gordon Hudson*	67	928	6
1981	Gordon Hudson*	67	960	0
1980	Scott Phillips*	60	689	7
1979	Homer Jones*	46	404	4
1978	Mike Chronister	52	850	3
1977	Todd Christensen*	50	603	5
1976	Todd Christensen	51	510	3
1975	Todd Christensen	30	319	3
1975	J. VanDerWouden	29	621	3
1974	John Betham	38	569	6
1973	Jay Miller#	100	1,181	8
1972	Logan Hunter	49	555	2
1971	Golden Richards	14	238	1
1970	Golden Richards	36	513	1
1969	Kip Jackson	25	261	3
1968	Ed Romero	41	495	1
1967	Phil Odle*	77	971	9
1966	Phil Odle	60	920	5
1965	Phil Odle*	46	657	10
1964	Bruce Smith	30	470	3
1963	Bruce Smith	13	178	1
1962	Bruce Smith	14	230	0
1961	Paul Allen	5	261	3
1961	Don Peterson	11	115	0
1960	Jack Gifford	6	138	1
1959	Howard Ringwood	10	130	0
1958	R.K. Brown	10	177	2
1957	R.K. Brown	12	183	2
1956	Burt Bullock	22	291	2
1955	Owen Skousen	10	190	0
1954	Tom Verbantz	14	226	0

Led Nation

* Led Conference

RUSHING

YR.	PLAYER	RUSH	YRD	AVG
2012	Jamaal Williams	166	775	4.7
2011	JJ Di Luigi	116	584	5.0
2010	JJ Di Luigi	178	917	5.2
2009	Harvey Unga	208	1,087	5.2
2008	Harvey Unga	240	1,132	4.7
2007	Harvey Unga	244	1,227	5.0
2006	Curtis Brown	201	1,010	5.0
2005	Curtis Brown	210	1,123	5.3
2004	Curtis Brown	158	828	5.0
2003	Rey Brathwaite	145	812	5.6
2002	Marcus Whalen	181	918	5.1
2001	Luke Staley	196	1,582	#8.1
2000	Luke Staley	130	548	3.7
1999	Fahu Tah	102	445	4.4
1998	Ronney Jenkins	252	1,307	5.2
1997	Brian McKenzie	218	1,004	4.6
1996	Brian McKenzie	167	950	5.7
1995	Hema Heimuli	112	449	4.0
1994	Jamal Willis	204	1,042	5.1
1993	Kalin Hall	113	567	5.0
1992	Jamal Willis	204	1,004	4.9
1991	Peter Tuipulotu	125	619	5.0
1990	Peter Tuipulotu	98	637	6.5
1989	Fred Whittingham	109	582	5.3
1988	Fred Whittingham	88	513	5.8
1987	Fred Whittingham	129	418	3.2
1986	Lakei Heimuli	230	966	4.2
1985	Lakei Heimuli	188	913	4.6
1984	Lakei Heimuli	158	796	5.0
1983	Casey Tiualu	139	851	6.1
1982	Casey Tiualu	110	681	6.0
1981	Scott Pettis	94	499	5.3
1980	Eric Lane	96	473	4.9
1979	Eric Lane	94	595	6.3
1978	Bill Ring	116	520	4.5
1977	Scott Phillips	47	325	6.9
1976	Jeff Blanc	149	625	4.0
1975	Jeff Blanc	216	984	4.6
1974	Jeff Blanc	199	784	3.9
1973	Mark Terranova	94	414	4.3
1972	P. Van Valkenburg#	232	1,386	6.0
1971	P. Van Valkenburg	121	601	4.9
1970	P. Van Valkenburg	103	405	3.9
1969	Kip Jackson	209	791	3.7
1968	Dave Swanson	94	353	3.8
1967	Ron Wakley	62	296	4.7
1966	John Ogden*	204	906	4.4
1965	John Ogden*	152	700	4.6
1964	John Ogden*	179	770	4.3
1963	Phil Brady	71	318	4.5
1962	Eldon Fortie*	199	1,149	5.8
1961	Eldon Fortie	138	422	3.1
1960	Bud Belnap	101	256	2.5
1959	LeGrand Young	83	423	5.1
1958	Weldon Jackson*	101	698	6.9
1957	Weldon Jackson	138	605	4.3
1956	Steve Campora	34	259	7.6
1955	Phil Oyler	64	366	5.7
1954	Dick Felt	90	379	4.2
1953	Reed Stolworthy	86	473	5.5
1952	Reed Stolworthy	99	436	4.4

TOTAL OFFENSE

YR.	PLAYER	RUSH	PASS	TOTAL
2012	Riley Nelson	196	2,011	2,207
2011	Riley Nelson	392	1,717	2,109
2010	Jake Heaps	-100	2,316	2,216
2009	Max Hall*	75	3,560	3,635

2008	Max Hall*	115	3,957	4,072
2007	Max Hall*	14	3,848	3,862
2006	John Beck*	-8	3,885	3,877
2005	John Beck*	61	3,709	3,770
2004	John Beck	-36	2,563	2,527
2003	Matt Berry	-100	1,445	1,345
2002	Bret Engemann	-20	1,334	1,314
2001	Brandon Doman*	456	3,542	3,998
2000	Charlie Peterson	-78	1,617	1,539
1999	Kevin Feterik	-77	3,554	3,477
1998	Kevin Feterik	-111	2,718	2,607
1997	Kevin Feterik	-156	1,767	1,611
1996	Steve Sarkisian	-44	4,027	3,983
1995	Steve Sarkisian	-167	3,437	3,270
1994	John Walsh	-239	3,712	3,473
1993	John Walsh	-307	3,727	3,420
1992	Ryan Hancock	-49	2,635	2,586
1991	Ty Detmer#	-30	4,031	4,001
1990	Ty Detmer*	-166	5,188	5,022
1989	Ty Detmer*	-127	4,560	4,433
1988	Sean Covey	-82	2,607	2,525
1987	Bob Jensen	84	1,833	1,917
1986	Steve Lindsley	-90	2,247	2,157
1985	Robbie Bosco*	-132	4,273	4,141
1984	Robbie Bosco#	57	3,857	3,932
1983	Steve Young#	444	3,902	4,346
1982	Steve Young*	407	3,100	3,507
1981	Jim McMahon#	-97	3,555	3,458
1980	Jim McMahon#	56	4,571	4,627
1979	Marc Wilson#	-140	3,720	3,580
1978	Marc Wilson	85	1,499	1,584
1977	Marc Wilson*	20	2,418	2,438
1976	Gifford Nielsen*	-273	3,192	2,919
1975	Gifford Nielsen	-144	1,471	1,327
1974	Gary Sheide	-165	2,174	2,009
1973	Gary Sheide	-7	2,350	2,343
1972	VanValkenburg	1,386	32	1,418
1971	VanValkenburg	601	83	684
1970	Rick Jones	-112	851	739
1969	Marc Lyons	-83	1,297	1,214
1968	Marc Lyons	-99	735	636
1967	Marc Lyons	137	1,313	1,450
1966	Virgil Carter#	363	2,182	2,545
1965	Virgil Carter*	474	1,789	2,263
1964	Virgil Carter	38	1,154	1,192
1963	Phil Brady	318	130	448
1962	Eldon Fortie*	1,149	814	1,963
1961	Eldon Fortie	422	469	891
1960	Bud Belnap	256	285	541
1959	LeGrand Young	423	0	423
1958	Weldon Jackson	698	0	698
1957	Weldon Jackson	605	0	605
1956	Carroll Johnston	39	986	1,025
1955	Phil Oyler	366	15	381
1954	Ron Bean	4	437	441
1953	LaVon Satterfield	114	568	682
1952	Reed Stolworthy	436	0	436

SCORING

YR.	PLAYER	TD	PAT	FG	PTS
2012	Jamaal Williams	13	0	0	78
2011	Justin Sorensen	0	48	15	93
2010	Mitch Payne	0	37	17	88
2009	Mitch Payne	0	59	10	89
2008	Harvey Unga	15	1	0	92
2007	Harvey Unga	17	0	0	102
2006	Jared McLaughlin*	0	58	14	100
2005	Curtis Brown	16	1	0	98
2004	Matt Payne	0	30	15	75
2003	Matt Payne	0	20	14	62



2002	Matt Payne	0	27	13	66
2001	Luke Staley#	28	1	0	170
2000	Owen Pochman	0	29	19	86
1999	Owen Pochman	0	36	18	90
1998	Owen Pochman	0	41	20	101
1997	Brian McKenzie	12	0	0	72
1996	Ethan Pochman	0	63	20	123
1995	Bill Hansen	0	33	10	63
1994	Jamal Willis	14	0	0	84
1993	Joe Herrick	0	46	10	76
1992	David Lauder	0	42	13	81
1991	Eric Drage	10	0	0	60
1990	Earl Kauffman	0	55	12	91
1989	Jason Chaffetz	0	53	10	83
1988	Matt Bellini	11	0	0	66
1987	Leonard Chitty	0	32	18	86
1986	Leonard Chitty	0	32	16	80
1985	Mark Bellini	14	0	0	84
1984	Lakei Heimuli	14	0	0	84
1984	Lee Johnson	0	43	13	74
1983	Lee Johnson*	0	52	11	85
1982	Kurt Gunther*	0	41	11	74
1981	W. Hamilton*	16	0	0	96
1980	Clay Brown*	15	0	0	90
1979	Brent Johnson*	0	52	10	82
1978	Bill Ring	11	0	0	66
1977	Dev Duke*	0	46	9	73
1976	Dave Taylor*	0	34	15	79
1975	Jeff Blanc	11	0	0	66
1974	Jeff Blanc*	10	0	0	60
1973	Dev Duke	0	29	8	53
1972	VanValkenburg	14	0	0	84
1971	P. VanValkenburg	8	0	0	48
1970	Joe Liljenquist	0	9	11	42
1969	Joe Liljenquist	0	21	7	42
1968	Dave Swanson	6	6	0	44
1967	Dennis Patera	0	29	11	62
1966	Virgil Carter	9	1	0	56
1965	Phil Odle*	11	0	0	66
1964	Virgil Carter	5	1	0	32
1963	Frank Baker	0	8	5	23
1962	Eldon Fortie*	14	4	0	86
1961	Paul Allen	9	4	0	58
1960	Jack Gifford	3	0	0	18
1959	Jack Gifford	5	2	0	32
1958	Nyle McFarlane	6	3	0	42
1957	Steve Campora	3	1	0	19
1956	Steve Campora	4	0	0	24
1955	LeGrand Young	3	1	0	19
1954	Phil Oyler	3	0	0	18
1953	Dick Felt	5	0	0	30
1952	Dick Felt	7	0	0	42

PUNTING

YR.	PLAYER	NO	YARDS	AVG
2012	Riley Stephenson	59	2,681	45.4
2011	Riley Stephenson	47	1,985	42.2
2010	Riley Stephenson	52	2,182	42.0
2009	Riley Stephenson	42	1,733	41.3
2008	CJ Santiago	41	1,712	41.8
2007	CJ Santiago	62	2,459	39.7
2006	Derek McLaughlin	40	1,636	40.9
2005	Derek McLaughlin	48	1,922	40.0
2004	Matt Payne	62	2,808	45.3
2003	Matt Payne	78	3,433	44.0
2002	Matt Payne	51	2,429	47.6
2001	Aaron Edmonds	46	1,831	39.8
2000	Aaron Edmonds	67	2,924	43.6
1999	Jesse Sowards	51	2,227	43.7
1998	J.D. Hartsfield	65	2,622	40.3

1997	J.D. Hartsfield	65	2,685	41.3
1996	Alan Boardman	44	1,920	43.6
1995	Alan Boardman	47	1,934	41.2
1994	Alan Boardman	57	2,377	41.7
1993	Alan Boardman	56	2,405	43.0
1992	Brad Hunter	29	1,380	47.6
1991	Earl Kauffman	47	1,875	39.9
1990	Earl Kauffman*	42	1,818	43.3
1989	Earl Kauffman	44	1,848	42.0
1988	Pat Thompson*	49	2,195	44.8
1987	Pat Thompson*	71	3,077	43.3
1986	Pat Thompson	57	2,364	41.5
1985	Kevin Towle	53	2,185	41.2
1984	Lee Johnson	57	2,593	45.5
1983	Lee Johnson*	24	1,215	50.6
1982	Mike Mees*	40	1,825	45.6
1981	Mike Mees	57	2,330	40.9
1980	Clay Brown	39	1,555	39.9
1979	Clay Brown#	43	1,950	45.3
1978	Jim McMahon	41	1,600	39.0
1977	Jim McMahon	55	2,161	39.3
1976	David Lowry	64	2,462	38.5
1975	Mark Giles	43	1,707	39.7
1974	Mark Giles	60	2,165	36.1
1973	Mark Giles	58	2,248	39.4
1972	Doug Coon	66	2,500	37.9
1971	Joe Liljenquist	69	2,748	39.8
1970	Joe Liljenquist	37	1,489	40.3
1969	Rich Adams	83	3,239	39.0
1968	Rich Adams	81	3,273	40.9
1967	Rich Adams	37	1,530	41.4
1966	Ben Laverty	32	1,255	39.2
1965	Ben Laverty	52	2,008	38.6
1964	Barry Corchnoy	40	1,501	37.5
1963	Barry Corchnoy	55	2,159	39.3
1962	Bill Wright	41	1,498	36.5
1961	Bill Wright	46	1,862	40.5
1960	Ron Jacobson	34	1,382	39.0
1959	Gary Dunn*	39	1,748	44.8
1958	Gary Dunn	21	828	39.4
1957	Carroll Johnston	50	1,730	34.6
1956	Carroll Johnston	26	977	37.4
1955	D. Overstreet	15	543	36.2
1954	D. Overstreet	14	617	44.1
1953	Dick Felt	27	958	35.5
1952	Udell Westover	40	1,619	40.5

TACKLES

YR.	PLAYER	TOTAL	UA	ASST	TFL
2012	Brandon Ogletree	102	50	52	13.5
2011	Brandon Ogletree	78	40	36	4.0
2010	Andrew Rich	110	63	47	7.5
2009	Andrew Rich	85	51	34	3.5
2008	Matt Bauman	108	50	58	8.5
2007	Kelly Poppinga	113	46	67	7.5
2006	Cameron Jensen	107	57	50	9.5
2005	Cameron Jensen	84	44	40	6
2004	Cameron Jensen	103	49	54	12
2003	Aaron Francisco	116	57	59	5.5
2002	Paul Walkenhurst	107	47	60	15
2001	Justin Ena	101	64	37	11
2000	Justin Ena	107	49	58	10
1999	Jared Lee	96	67	29	4
1998	Rob Morris	147	114	33	16
1997	Rob Morris	110	61	49	8.5
1996	Shay Muirbrook	97	60	37	8
1995	Eddie Sampson	105	43	62	1.5
1994	Shay Muirbrook	102	41	61	5
1993	Nathan Hall	72	30	42	4

1992	Shad Hansen	101	47	54	5
1991	Shad Hansen	193	63	130	4
1990	Rocky Biegel	99	26	73	1
1989	Bob Davis	137	38	99	2.5
1988	Bob Davis	148	80	68	4
1987	Troy Long	122	60	62	7
1986	J.C. VonColln	102	49	53	7
1985	Kurt Gouveia	98	57	41	7
1984	Cary Whittingham	147	51	96	0
1983	Marv Allen	118	39	79	1
1982	David Aupiu	119	61	58	0
1981	Kyle Whittingham	132	54	78	16
1980	Glen Redd	148	57	91	2
1979	Gary Kama	139	61	78	15
1978	Rod Wood	157	26	131	6
1977	Rod Wood	107	26	81	6

INTERCEPTIONS

YR.	PLAYER	NO	YARDS	TD	LONG
2012	Daniel Sorensen	3	27	0	26
2011	Travis Uale/Kyle Van Noy	3	10/79	0	10/43
2010	Andrew Rich	5	69	0	32
2009	Scott Johnson/Andrew Rich	4	57/91	0	56/52
2008	David Nixon	3	21	1	19
2007	Kehl/Hodgkiss/Gooch/Buchanan	all with three			
2006	Justin Robinson	4	69	1	64
2005	Justin Luetgerodt	3	54	0	28
2004	Micah Alba	3	24	0	24
2003	Aaron Francisco	3	42	0	36
2002	K.Neilson/B. Heaney	3	50/6	0	50/5
2001	Jernaro Gifford	6	131	0	62
2000	Tyson Smith	4	57	0	27
1999	Jared Lee	4	88	0	60
1998	Jason Walker	6	46	0	24
1997	Ben Cook/Tyler Nelson	2	0	0	0
1996	Omar Morgan	4	-4	0	0
1995	Eddie Sampson	5	31	0	27
1994	Patrick Mitchell	3	4	0	4
1993	Jack Damuni	3	7	0	7
1992	Derwin Gray	5	13	0	13
1991	Derwin Gray/Josh Arnold	3	33/0	1/0	23/2
1990	Derwin Gray	6	57	1	30
1989	Brian Mitchell	5	112	1	97
1988	Rodney Rice	6	103	1	70
1987	Rodney Rice/Troy Long	6	51/37	1/0	31/25
1986	Jeff Wilcox	7	110	0	27
1985	Rodney Thomas	5	51	0	51
1984	Mark Allen/Marv Allen	4	32/7	0/0	22/7
1983	Jon Young	6	35	0	22
1982	Walker/Holmoe/Peterson	3	3/10	0	6/8
1981	Dave McKee	4	57		
1980	Tom Holmoe	7	28		
1979	Schoepflin/Redd	5	69/53		
1978	Ron Velasco	3	30		
1977	Bob Prested	5	78		
1976	Tony Hernandez	6	79		
1974	Mike Russell	6	137		
1973	Mike Russell	6	112		
1972	Dave Atkinson	8	88		
1971	Dave Atkinson	9	120		93
1970	*Dan Hansen	8	108		
1969	Paul Sutorius	6	55		
1968	Larry Echohawk	5	52		
1967	Bobby Roberts	7	96		
1966	*Bobby Roberts	7	87		
1965	Bobby Roberts	4	33		
1964	Kent Oborn	2	37		
1963	(Five-way tie)	1			
1962	*Gene Frantz	9	133		
1961	(Several)	1			
1960	Mike Brady	3	17		

1959	(Five-way tie)	1
1958	H. Ringwood/W. Startin	2 32/22
1957	Carroll Johnston	7 89

SACKS

YR.	PLAYER	NO.
2012	Kyle Van Noy	13
2011	Kyle Van Noy	7
2010	Vic So'oto	5
2009	Jan Jorgensen	6
2008	Jan Jorgensen	5
2007	Jan Jorgensen*	13.5
2006	Hala Paongo	5
2005	Justin Maddox	7
2004	Brady Poppinga	6
	Shaun Nua	6
2003	Brady Poppinga	6
2002	Brady Poppinga	8
2001	Ryan Denney	7
2000	Setema Gali	10
1999	Byron Frisch	8
1998	Rob Morris	6
1997	Byron Frisch	9
1996	Shay Muirbrook	9
1995	Matt Redden	6.5
1994	Randy Brock	8
1993	Randy Brock	4
1992	Randy Brock	10
1991	Scott Giles	8
1990	Alema Fitiseanu	11
1989	Chad Robinson	9
1988	Duane Johnson	5.5
1987	David Futrell	11
1986	Shawn Knight	16
1985	Jason Buck	11.5
1984	Ladd Akeo	8
1983	Jim Herrmann	16
1982	Brandon Flint	8
	Chuck Ehin	8
1981	Brandon Flint	13
1980	Glen Titensor	13
1979	Rob Buchanan	8
1978	Ross Varner	7
1977	Mat Mendenhall	11
1976	Mekeli Ieremia	17
1975	Stan Varner	5
1974	Stan Varner	14

**BYU TEAM RECORDS****GENERAL OFFENSE****MOST YARDS TOTAL OFFENSE**

Game 777 New Mexico, 10/15/83
Season 7,057 2001 (13 games)

MOST PLAYS

Game 105 Hawaii, 12/08/01
Season 1,004 1996 (14 games)

BEST AVERAGE TOTAL OFFENSE

Season 584.2 1983 (11 games)

MOST FIRST DOWNS

Game 39 (Air Force, 1983)
39 (Air Force, 2005)
Season 351 2001 (13 games)

MOST FIRST DOWNS PER GAME

Season 30.9 1983 (11 games)

MOST FIRST DOWNS RUSHING

Game 27 Utah, 11/22/86
Season 151 1996 (14 games)

MOST FIRST DOWNS PASSING

Game 30 Colorado St., 11/7/81
Season 237 1990 (12 games)

MOST PASSING FIRST DOWNS PER GAME

Season 19.8 1990 (12 games)

RUSHING**MOST RUSHING ATTEMPTS**

Game 77 Utah, 11/22/86
Season 581 1996 (14 games)

MOST YARDS RUSHING

Game 465 Montana, 10/25/58
Season 2,832 2001 (13 games)

PASSING**MOST YARDS PASSING**

Game 619 Utah State, 10/30/93
Season 5,379 1990 (12 games)

MOST PASSES ATTEMPTED

Game 68 UNLV 10/8/04
Season 580 1990 (12 games)

MOST PASSES COMPLETED

Game 44 Colorado State,
11/7/81
Season 373 1990 (12 games)

LOWEST INTERCEPTION PERCENTAGE

Season 1.9 2001 (13 games)

BEST COMPLETION PERCENTAGE

Season .707 1983 (11 games)

MOST PASSES INTERCEPTED

Game 7 Utah, 10/9/48
Season 29 1990 (12 games)

COMBINED PASS COMPLETIONS

Game 69 BYU 40,
Hawaii 29, 12/08/01

PERCENTAGE OF INTERCEPTIONS BY BYU

Season 13.2 1962 (10 games)

SCORING**MOST POINTS SCORED**

Game 83 Texas-El Paso, 11/1/80
Season 704 1996 (14 games)

MOST POINTS SCORED IN ONE HALF

54 Western State, 1951

MOST POINTS SCORED IN QUARTER

One Team 36 Wash. State (BYU
36-7 in 4th, 9/15/90)
Combined 49 Utah State (BYU
28-21 in 4th, 10/30/93)#

MOST POINTS SCORED IN A LOSS

Game 56 vs. Utah State (58)
10/30/93#

FEWEST POINTS SCORED

Season 10 1922 (6 games)

PUNT RETURNS**MOST YARDS**

Game 258 North Texas, 9/10/71
Season 701 1971 (11 games)

BEST AVERAGE PER RETURN

Game 47.5 Utah State, 10/4/97
Season 28.7 1969 (28 returns)

KICKOFF RETURNS**MOST YARDS**

Game 270 Utah State, 10/30/93
Season 1,322 1993 (55 returns)

BEST AVERAGE PER RETURN

Game 41.4 Air Force, 11/11/89
Season 28.7 1969 (28 returns)

INTERCEPTIONS**MOST PASS INTERCEPTIONS**

Game 6 Western St., 9/22/51
6 Wyoming, 10/31/70
6 UTEP, 11/26/77
Season 28 1987 (12 games)

MOST YARDS ON INTERCEPTION RETURNS

Game 230 UTEP, 11/26/77
Season 514 1971 (11 games)

PUNTING**MOST PUNTS**

Game 15 Iowa State, 9/27/69
Season 83 1969 (3,239 yards)

BEST PUNTING AVERAGE

Game 60.4 Wyoming, 10/8/83)#
Season 50.6 1983 (11 games)

BEST NET PUNTING AVERAGE

Game 56.3 Utah State, 10/29/83
Season 45.0 1983 (11 games)

ATTENDANCE**SINGLE GAME AT HOME**

66,247 Notre Dame, 10/16/93
66,235 Miami, 9/8/90
66,149 Utah 11/17/01

HOME ATTENDANCE (SEASON)

440,576 1996, 7 games

SEASON AVERAGE AT HOME

66,002 1990, 6 games

SEASON TOTAL

773,457 1996, 15 games

SEASON AVERAGE

57,419 1991, 12 games

LARGEST ROAD CROWDS

100,995 Texas, 9/10/11
96,304 Penn State, 9/21/91
83,818 Alabama, 9/5/98
80,795 Notre Dame, 10/20/12
80,795 Notre Dame, 11/15/03
80,795 Notre Dame, 10/22/05

OVERALL ATTENDANCE (SEASON)

701,529 1996, 15 games

PENALTIES & FUMBLES**MOST YARDS PENALIZED**

Game 219 Weber State, 9/15/79
Season 1,319 1980 (12 games)

FEWEST YARDS PENALIZED

Game 0 Four times;
Most Recent vs. CSU, 11/13/65
Season 204 1953 (10 games)

MOST PENALTIES

Game 22 Utah State, 10/18/80
Season 141 1980 (12 games)

MOST OPPONENTS' FUMBLES RECOVERED

Game 7 Wichita State, 9/15/56
Season 36 1977 (11 games)

FEWEST FUMBLES LOST

Game 0 many times
Season 4 2007

Led Nation

* Led Conference

DEFENSE**LOWEST DEFENSIVE YARDAGE**

Game 66 W. Michigan,
11/14/64
Season 2,381 1954 (9 games)

LOWEST AVERAGE PER GAME

244.5 1958 (10 games)

FEWEST RUSHING YARDS ALLOWED

Game -29 UTEP, 10/26/68
Season 874 1967 (10 games)

LOWEST RUSHING PER ATTEMPT

Season 2.1 1967

FEWEST PASSING YARDS ALLOWED

Game -2 UNM, 1959
Season 605 1952 (60.5 yrd/game)

FEWEST FIRST DOWNS ALLOWED

Game 3 New Mexico, 11/8/62
Season 111 1954 (9 games)

FEWEST POINTS ALLOWED

Game 0 several times;
most recent vs. Hawai'i 9/28/12
Season 41 1937 (4.6 ppg)

MISCELLANEOUS**MOST CONSECUTIVE WINS IN A SEASON**

13 1984

ALL-TIME WIN STREAKS

25 1983-85
17 1980-81
16 2007-08
14 2000-01
12 1996

ALL-TIME HOME WIN STREAKS

18 2006-08
17 1989-91
16 1978-81
15 1982-84
10 2000-02

ALL-TIME AWAY WIN STREAKS

14 1983-85
9 1980-81
7 2000-01
7 1998-99
7 1996-97
7 1978-79

MOST CONSECUTIVE UNDEFEATED HOME SEASONS

3 2006-08

MOST CONSECUTIVE GAMES WITHOUT BEING SHUTOUT

361 10/3/75 to 11/22/03

MOST CONSECUTIVE GAMES WITHOUT A TIE

219 1974-91

CONSECUTIVE GAMES WITH A TD PASS

53 1989-93

FEWEST FIRST DOWNS

Game 4 Wichita St. 9/15/56
4 Iowa State, 9/27/69
Season 105 1961

POOREST OFFENSIVE YARDS

Game 42 Iowa State, 9/27/69
Season 1,892 in 1961

POOREST RUSHING OFFENSE

Game -96 New Mexico,
11/14/70
Season 1,061 1995

POOREST PASSING OFFENSE

Game 0 New Mexico, 1957
9 Iowa State, 9/27/69
9 Tulsa, 11/23/71

TOP DEFENSIVE MARKS**MOST TACKLES IN A GAME**

No.	OPPONENT	DATE
124	at Utah	11/20/82
110	at Wisconsin	09/20/80
108	at Navy	09/16/89
107	UTEP	11/03/84
104	at Penn State	09/21/91
101	at Notre Dame	10/24/92
100	at Utah	11/17/90
100	at Utah	11/20/04

MOST SACKS IN A GAME

No.	OPPONENT	DATE
10	Colorado State	12/05/87
8	Kansas State	01/01/97
8	at UCLA	10/01/83
8	at San Diego St.	10/17/81



**YEAR-BY-YEAR RESULTS** (^ Neutral, (H) Homecoming, (B) Bowl game)

BYU has a record of 530-388-26 (.575). The Cougars have had just 13 head coaches in nearly a century of football as they enter the 90th season of play. (BYU did not play football for three years (1943-45) during World War II.) Since 1972, when LaVell Edwards took the helm of BYU football, the Cougars have have fifth most wins of any team in college football to date.

YEAR	RECORD	COACH
1922	1-5	Twitchell
1923	2-5	Twitchell
1924	2-3-1	Twitchell
1925	3-3	Hart
1926	1-5-1	Hart
1927	2-4-1	Hart
1928	3-3-1	Romney
1929	5-3	Romney
1930	5-2-4	Romney
1931	4-4	Romney
1932	8-1	Romney
1933	5-4	Romney
1934	4-5	Romney
1935	4-4	Romney
1936	4-5	Romney
1937	6-3	Kimball
1938	4-3-1	Kimball
1939	5-2-2	Kimball
1940	2-4-2	Kimball
1941	4-3-2	Kimball
1942	2-5	Millet
1946	5-4-1	Kimball
1947	3-7	Kimball
1948	5-6	Kimball
1949	0-11	Atkinson
1950	4-5-1	Atkinson
1951	6-3-1	Atkinson
1952	4-6	Atkinson
1953	2-7-1	Atkinson
1954	1-8	Atkinson
1955	1-9	Atkinson
1956	2-7-1	Kopp
1957	5-3-2	Kopp
1958	6-4	Kopp
1959	3-7	Stevens
1960	3-8	Stevens
1961	2-8	Mitchell
1962	4-6	Mitchell
1963	2-8	Mitchell

continued on next page

1922 Record: 1-5

Rocky Mountain Conference (8th)

Coach: Alvin Twitchell

DATE	OPPONENT	RESULT
10/7	Utah State	L, 41-3
10/14	at Utah	L, 49-0
10/24	Colo. Mines (H)	L, 47-0
11/14	Wyoming	W, 7-0
11/25	at Colo. A&M	L, 33-0
11/30	at Wyoming	L, 13-0

1923 Record: 2-5

Rocky Mountain Conference (T-7th)

Coach: Alvin Twitchell

DATE	OPPONENT	RESULT
9/29	Montana State	W, 16-15
10/13	at Colo. A&M	L, 14-6
10/20	at Colorado	L, 41-0
10/27	Utah	L, 15-0
11/3	Western State	W, 19-0
11/12	at Utah State	L, 40-0
11/29	at Colo. College	L, 31-6

1924 Record: 2-3-1

Rocky Mountain Conference

Coach: Alvin Twitchell

DATE	OPPONENT	RESULT
10/3	at Colo. College	W, 3-0
10/11	at Montana St.	L, 13-0
10/25	at Utah	L, 35-0
11/7	Utah St. (H)	L, 14-0
11/11	at Western St.	W, 26-13
11/15	at Colo. Mines	T, 0-0

1925 Record: 3-3
 Rocky Mountain Conference (T-6th)
 Coach: C.J. Hart

DATE	OPPONENT	RESULT
10/10	at Colo. A&M	L, 21-0
10/17	Colo. Coll. (H)	W, 7-6
10/24	at Utah State	L, 14-0
10/31	Utah	L, 27-0
11/7	Western State	W, 39-7
11/21	Montana State	W, 16-7

1926 Record: 1-5-1
Rocky Mountain Conference (9th)
Coach: C.J. Hart

DATE	OPPONENT	RESULT
10/2	UC Davis	L, 17-0
10/9	at Colo. Teachers	L, 12-6
10/15	Utah State (H)	T, 0-0
10/23	at Western State	W, 30-0
11/6	at Montana State	L, 27-0
11/13	at Utah	L, 40-7
11/20	Colorado A&M	L, 19-6

1927 Record: 2-4-1

Rocky Mountain Conference (7th)

Coach: C.J. Hart

DATE	OPPONENT	RESULT
10/8	at Colo. A&M	L, 29-0
10/15	at UC Davis	T, 0-0
10/22	Col. Teachers (H)	L, 21-7
10/29	at Utah State	L, 22-0
11/5	Western State	W, 60-0
11/12	Utah	L, 20-0
11/19	Colorado Mines	W, 38-19

1928	Record: 3-3-1	
Rocky Mountain Conference (10th)		
Coach: G. Ott Romney		
DATE	OPPONENT	RESULT
9/29	College of Idaho	W, 9-6
10/6	UC Davis	W, 7-6
10/13	at Colo. A&M	L, 15-6
10/20	at Western St.	W, 46-0
10/27	Utah State	L, 10-0
11/3	at Montana St.	L, 19-7
11/17	at Utah	T, 0-0

1929	Record: 5-3	
Rocky Mountain Conference (4th)		
Coach: G. Ott Romney		
DATE	OPPONENT	RESULT
9/28	at Nevada	W, 10-7
10/5	at Calif. Davis	L, 19-0
10/12	Montana State	L, 13-12
10/18	^ Utah St.	W, 7-6
10/26	Western State	W, 33-12
11/2	at Utah	L, 45-13
11/11	Colo. St. Teachers	W, 25-13
11/23	Wyoming	W, 40-0

1930

Record: 5-2-4

Rocky Mountain Conference (3rd)

Coach: G. Ott Romney

DATE	OPPONENT	RESULT
9/27	Wyoming	W, 19-12
10/4	Nevada	T, 6-6
10/11	at Colo. Teachers	T, 7-7
10/18	at Utah	L, 24-7
10/25	at Western St.	W, 25-0
11/1	^ Utah St.	W, 39-14
11/8	at Mt. St. Charles	T, 13-13
11/15	Montana St. (H)	W, 19-6
11/22	at Regis	W, 18-6
11/27	at College of Idaho	T, 13-13
12/10	at Hawai'i	L, 49-13

1931 Record: 4-4

Rocky Mountain Conference (7th)

Coach: G. Ott Romney

DATE	OPPONENT	RESULT
9/18	^ UAY All-Stars	W, 7-3
9/25	at San Francisco	L, 25-0
10/3	at Nevada	W, 18-14
10/17	at Utah	L, 43-0
10/24	Western State	W, 31-0
10/31	at Colo. Teachers	L, 6-0
11/7	^ Utah State	W, 6-0
11/13	Wyoming (H)	L, 13-7

1932	Record: 8-1	
Rocky Mountain Conference (2nd)		
Coach: G. Ott Romney		
DATE	OPPONENT	RESULT
9/23	^ Montana State	W, 6-0
10/1	at Western State	W, 28-6
10/7	at Occidental	W, 46-0
10/15	at Utah	L, 29-0
10/22	Colo. St. Teachers	W, 20-2
10/29	at Wyoming	W, 25-0
11/4	at Idaho State	W, 32-0
11/19	Utah State	W, 18-6
11/24	^ South Dakota	W, 13-7

YEAR-BY-YEAR RESULTS (continued)

1933	Record: 5-4	
Rocky Mountain Conference (5th)		
Coach: G. Ott Romney		
DATE	OPPONENT	RESULT
9/23	at U.S. Marines	L, 21-0
9/30	Montana State	W, 25-0
10/6	at Colo. Teachers	W, 6-2
10/14	at Utah	L, 21-6
10/21	at Western State	W, 13-0
11/4	at Denver	L, 6-0
11/11	at Colo. College	W, 25-0
11/18	at Utah State	L, 14-0
11/30	Wyoming	W, 6-3

1934	Record: 4-5	
Rocky Mountain Conference (7th)		
Coach: G. Ott Romney		
DATE	OPPONENT	RESULT
9/22	^ Montana State	W, 20-6
9/29	Occidental	W, 32-7
10/6	at Wyoming	L, 7-0
10/13	at Utah	L, 43-0
10/20	^ Colorado	L, 48-6
10/26	Montana State	W, 16-7
11/3	Utah State	L, 15-0
11/10	at Colo. College	W, 34-0
11/17	at Denver	L, 24-6

1935 Record: 4-4

Rocky Mountain Conference (T-6th)

Coach: G. Ott Romney

DATE	OPPONENT	RESULT
9/28	at Montana State	L, 7-0
10/12	Colo. St. Teachers	W, 19-3
10/19	Colorado College	L, 13-12
10/26	at Wyoming	W, 13-6
11/2	Utah	L, 32-0
11/9	at Western State	W, 21-2
11/16	at Utah State	L, 27-0
11/23	at Arizona State	W, 13-0

1936	Record: 4-5	
Rocky Mountain Conference (6th)		
Coach: G. Ott Romney		
DATE	OPPONENT	RESULT
9/25	at Arizona	L, 32-6
10/3	Montana State	W, 19-0
10/9	at Colo. Teachers	W, 33-0
10/17	Utah State	L, 13-0
10/31	at Utah	L, 18-0
11/7	Western State	W, 26-12
11/14	at Denver	L, 35-7
11/21	Wyoming	W, 32-7
11/28	at Colo. College	L, 6-0

1937 Record: 6-3
 Rocky Mountain Conference (T-2nd)
 Coach: Eddie Kimball

DATE	OPPONENT	RESULT
9/25	Colo. St. Teachers	W, 7-0
10/2	at Utah	L, 14-0
10/9	California Davis	W, 34-0
10/16	at Colorado	L, 14-0
10/23	at Portland	L, 13-10
10/30	Western State	W, 21-0
11/6	at Wyoming	W, 19-0
11/13	at Utah St.	W, 54-10
11/20	Montana State	W, 19-0

1938 Record: 4-3-1

Mountain States Conference (2nd)

Coach: Eddie Kimball

DATE	OPPONENT	RESULT
9/24	Northern Arizona	W, 19-0
9/30	at Denver	W, 20-0
10/8	Wyoming	W, 24-13
10/15	at Utah	T, 7-7
10/22	Portland	L, 6-3
11/5	Utah State	L, 3-0
11/12	at Colorado	L, 8-0
11/19	at Colo. A&M	W, 20-12

1939	Record: 5-2-2	
Mountain States Conference (4th)		
Coach: Eddie Kimball		
DATE	OPPONENT	RESULT
9/23	at Northern Ariz.	W, 25-0
10/7	Colorado A&M	W, 13-12
10/14	Utah	L, 35-13
10/21	at Nevada	W, 7-0
10/27	at Western State	W, 18-6
11/4	at Denver	W, 21-18
11/11	at Utah State	T, 0-0
11/18	Colorado	L, 12-6
11/25	at Wyoming	T, 7-7

1940 Record: 2-4-2
Mountain States Conference (4th)
Coach: Eddie Kimball

DATE	OPPONENT	RESULT
9/27	Nevada	T, 6-6
10/5	at Utah	L, 12-6
10/11	Wyoming	W, 20-0
10/18	at Texas Tech	L, 21-12
11/2	Utah State	W, 12-7
11/9	Denver	L, 9-0
11/16	at Colorado	L, 25-2
11/23	at Colo. A&M	T, 13-13

1941	Record: 4-3-2	
Mountain States Conference (2nd)		
Coach: Eddie Kimball		
DATE	OPPONENT	RESULT
9/26	Montana St.	L, 20-7
10/3	Western State	W, 26-0
10/10	at Denver	W, 13-7
10/18	at Utah	T, 6-6
10/24	at San Francisco	L, 25-13
11/1	at Utah State	W, 28-0
11/8	at Wyoming	W, 23-7
11/15	Colorado	T, 13-13
11/22	Colorado A&M	L, 22-7

1942	Record: 2-5	
Mountain States Conference (T-6th)		
Coach: Floyd Millet		
DATE	OPPONENT	RESULT
9/26	at Montana	W, 12-6
10/2	Wyoming	L, 13-6
10/10	at Utah	W, 12-7
10/16	Fort Douglas	L, 24-13
10/31	Utah State	L, 9-6
11/7	Denver	L, 26-6
11/14	at Colorado	W, 48-0

1943-45
No football during WWII

YEAR	RECORD	COACH
1964	3-6-1	Hudspeth
1965	6-4	Hudspeth
1966	8-2	Hudspeth
1967	6-4	Hudspeth
1968	2-8	Hudspeth
1969	6-4	Hudspeth
1970	3-8	Hudspeth
1971	5-6	Hudspeth
1972	7-4	Edwards
1973	5-6	Edwards
1974	7-4-1	Edwards
1975	6-5	Edwards
1976	9-3	Edwards
1977	9-2	Edwards
1978	9-4	Edwards
1979	11-1	Edwards
1980	12-1	Edwards
1981	11-2	Edwards
1982	8-4	Edwards
1983	11-1	Edwards
1984	13-0	Edwards
1985	11-3	Edwards
1986	8-5	Edwards
1987	9-4	Edwards
1988	9-4	Edwards
1989	10-3	Edwards
1990	10-3	Edwards
1991	8-3-2	Edwards
1992	8-5	Edwards
1993	6-6	Edwards
1994	10-3	Edwards
1995	7-4	Edwards
1996	14-1	Edwards
1997	6-5	Edwards
1998	9-5	Edwards
1999	8-4	Edwards
2000	6-6	Edwards
2001	12-2	Crowton
2002	5-7	Crowton
2003	4-8	Crowton
2004	5-6	Crowton
2005	6-6	Mendenhall
2006	11-2	Mendenhall
2007	11-2	Mendenhall
2008	10-3	Mendenhall
2009	11-2	Mendenhall
2010	7-6	Mendenhall
2011	10-3	Mendenhall
2012	8-5	Mendenhall
TOTAL	530-388-26 (.575)	

**YEAR-BY-YEAR RESULTS (continued)** (^ Neutral, (H) Homecoming, (B) Bowl)**1946** Record: 5-4-1

Mountain States Conference (4th)

Coach: Eddie Kimball

DATE	OPPONENT	RESULT
9/21	Western State	W, 13-2
9/28	at Montana State	L, 13-12
10/4	at Denver	L, 26-13
10/12	Utah	L, 35-6
10/19	Denver	W, 10-7
10/25	at San Jose St.	L, 14-0
11/2	Wyoming	W, 6-3
11/9	at Utah State	T, 0-0
11/16	at Colorado A&M	W, 20-6
11/22	at Texas El-Paso	W, 14-13

1947 Record: 3-7

Mountain States Conference (7th)

Coach: Eddie Kimball

DATE	OPPONENT	RESULT
9/20	Western State	W, 45-0
9/26	Montana State	W, 19-14
10/4	at Wyoming	L, 12-7
10/11	at Utah	L, 28-6
10/18	at Colorado	L, 9-7
10/25	Utah State (H)	W, 27-12
11/1	at Denver	L, 20-6
11/8	San Jose State	L, 28-19
11/15	Colorado A&M	L, 27-25
11/22	at San Diego St.	L, 32-7

1948 Record: 5-6

Mountain States Conference (5th)

Coach: Eddie Kimball

DATE	OPPONENT	RESULT
9/18	San Diego State	W, 14-6
9/24	Pepperdine	W, 13-0
10/1	Pacific Fleet	L, 9-7
10/9	Utah	L, 30
10/15	at Texas El-Paso	L, 34-20
10/23	at Utah State	L, 20-7
10/30	Montana (H)	W, 26-20
11/5	at San Jose State	L, 21-6
11/13	at Colorado A&M	L, 20-0
11/20	Wyoming	W, 15-14
11/26	at Arizona State	W, 27-25

1949 Record: 0-11

Mountain States Conference (6th)

Coach: Chick Atkinson

DATE	OPPONENT	RESULT
9/17	Texas Western	L, 47-6
9/23	Pacific Fleet	L, 27-13
10/1	San Jose State	L, 40-21
10/8	at Utah	L, 38-0
10/15	at Arizona State	L, 49-21
10/22	at Denver	L, 35-7
10/29	at Wyoming	L, 45-0
11/5	Utah State (H)	L, 22-3
11/11	Colorado A&M	L, 16-14
11/19	at Montana	L, 25-6
11/26	at Pepperdine	L, 28-14

1950 Record: 4-5-1

Mountain States Conference (5th)

Coach: Chick Atkinson

DATE	OPPONENT	RESULT
9/16	at Idaho State	W, 14-13
9/23	Arizona State	L, 41-13
9/29	Pepperdine	W, 28-27
10/7	Utah	T, 28-28
10/14	at Colorado A&M	L, 27-14
10/21	at Denver	L, 42-3
11/4	at Utah State	W, 34-13
11/11	Wyoming (H)	L, 48-0
11/17	at Montana	W, 25-6
11/25	Fort Hood	W, 28-4

1951 Record: 6-3-1

Mountain States Conference (5th)

Coach: Chick Atkinson

DATE	OPPONENT	RESULT
9/14	Idaho State	W, 27-7
9/22	Western State	W, 67-7
9/24	Hawaii	W, 20-7
10/6	at Utah	L, 7-6
10/20	Wyoming	T, 20-20
10/27	at Denver	L, 56-6
11/3	Colorado A&M (H)	W, 21-16
11/10	Utah State	W, 28-27
11/17	at New Mexico	L, 34-0
11/24	at Pepperdine	W, 20-0

1952 Record: 4-6

Mountain States Conference (5th)

Coach: Chick Atkinson

DATE	OPPONENT	RESULT
9/19	San Diego NAS	W, 14-7
9/27	New Mexico	W, 14-10
10/4	at Montana	W, 28-7
10/11	at Utah	L, 34-6
10/25	Denver (H)	W, 14-13
11/1	Wyoming	L, 24-13
11/8	at San Jose State	L, 44-27
11/15	at Utah State	L, 27-26
11/22	at Colorado A&M	L, 27-6
11/29	at Arizona State	L, 47-6

1953 Record: 2-7-1

Mountain States Conference (T-7th)

Coach: Chick Atkinson

DATE	OPPONENT	RESULT
9/19	Montana	W, 27-13
9/25	San Jose State	L, 28-23
10/3	at New Mexico	T, 12-12
10/10	at Idaho	W, 20-14
10/16	Utah State	L, 14-7
10/23	at Denver	L, 27-19
10/31	at Wyoming	L, 27-0
11/7	Colorado A&M (H)	L, 34-12
11/14	at Arizona State	L, 26-18
11/26	at Utah	L, 33-32

1954 Record: 1-8

Mountain States Conference (8th)

Coach: Chick Atkinson

DATE	OPPONENT	RESULT
9/18	New Mexico	L, 21-12
9/24	Arizona State	L, 28-19
10/2	at Colorado A&M	L, 14-13
10/9	Utah	L, 12-7
10/23	Montana (H)	W, 19-7
10/30	at Utah State	L, 45-13
11/6	Denver	L, 20-0
11/13	Wyoming	L, 34-13
11/20	at Idaho	L, 7-0

1955 Record: 1-9

Mountain States Conference (8th)

Coach: Chick Atkinson

DATE	OPPONENT	RESULT
9/17	at Oregon State	L, 33-0
9/24	Los Angeles State	W, 33-0
10/1	at Montana	W, 27-13
10/8	at Utah	L, 41-9
10/21	at Denver	L, 33-0
10/29	at Woming	L, 14-6
11/5	Utah State (H)	L, 47-21
11/11	Idaho	L, 49-6
11/19	Colorado A&M	L, 35-0
11/26	at New Mexico	L, 21-16

1956 Record: 2-7-1

Mountain States Conference (7th)

Coach: Hal Kopp

DATE	OPPONENT	RESULT
9/15	at Wichita State	L, 13-0
9/22	Fresno State	L, 26-13
9/29	at Colorado A&M	T, 0-0
10/5	Utah	L, 41-6
10/20	at Montana	L, 21-14
10/27	at Utah State	L, 33-7
11/3	New Mexico (H)	W, 33-12
11/10	at Denver	L, 58-34
11/17	Wyoming	L, 7-6
11/24	^ Air Force	W, 34-21

1957 Record: 5-3-2

Mountain States Conference (2nd)

Coach: Hal Kopp

DATE	OPPONENT	RESULT
9/21	at Arizona	T, 14-14
9/28	at Kansas State	L, 36-7
10/4	Montana	W, 20-7
10/12	at Utah	L, 27-0
10/19	at Woming	T, 0-0
10/26	Denver (H)	W, 26-6
11/2	Utah State	W, 14-0
11/9	at Fresno State	L, 27-14
11/23	Colorado State	W, 26-9
11/30	at New Mexico	W, 14-12

YEAR-BY-YEAR RESULTS (continued)

1958 Record: 6-4 Mountain States Conference (3rd) Coach: Hal Kopp		
DATE	OPPONENT	RESULT
9/20	Fresno State	W, 29-7
9/27	at Utah	W, 14-7
10/4	at Colorado State	L, 32-6
10/11	at Pacific	L, 26-8
10/18	North Texas State	L, 12-6
10/25	at Montana	L, 41-12
11/1	at Uah State	W, 13-6
11/8	New Mexico (H)	W, 36-19
11/15	at Denver	W, 22-7
11/22	Wyoming	L, 22-14

1959 Record: 3-7 Skyline Conference (T-5th) Coach: Tally Stevens		
DATE	OPPONENT	RESULT
9/19	at Arizona	W, 18-14
9/26	at Fresno State	L, 27-16
10/3	Montana	L, 12-0
10/9	at Utah	L, 20-8
10/17	at Wyoming	L, 21-6
10/24	Denver (H)	L, 14-7
10/31	Utah State	W, 18-0
11/7	at New Mexico	L, 21-6
11/14	at Arizona State	L, 21-8
11/21	Colorado State	L, 14-13

1960 Record: 3-8 Skyline Conference (5th) Coach: Tally Stevens		
DATE	OPPONENT	RESULT
9/16	Cal Poly	W, 34-14
9/23	at San Jose State	L, 21-8
10/1	at Colorado State	L, 8-7
10/7	at Utah	L, 17-0
10/15	Arizona State (H)	L, 31-0
10/22	at Montana	W, 7-6
10/29	at Utah State	L, 34-0
11/5	New Mexico	L, 27-15
11/12	at Denver	W, 19-6
11/19	Wyoming	L, 30-6
11/25	at Hawaii	L, 13-6

1961 Record: 2-8 Skyline Conference (T-5th) Coach: Hal Mitchell		
DATE	OPPONENT	RESULT
9/16	San Jose State	L, 14-13
9/23	at West Texas St.	L, 55-9
9/30	at North Texas St.	L, 41-30
10/7	Montana	W, 7-6
10/14	at Utah	L, 21-20
10/21	at Wyoming	L, 36-8
11/4	Utah State (H)	L, 31-8
11/11	Colorado State	W, 30-16
11/18	at Oregon State	L, 35-0
11/25	at New Mexico	L, 34-6

1962 Record: 4-6 Western Athletic Conference (T-2nd) Coach: Hal Mitchell		
DATE	OPPONENT	RESULT
9/15	at Pacific	L, 26-7
9/22	at Arizona	L, 27-21
9/29	George Wash.	L, 13-12
10/6	at Colorado State	W, 28-7
10/13	Utah	L, 35-20
10/20	at Montana	W, 27-0
10/27	at Utah State	L, 27-21
11/3	New Mexico (H)	W, 27-0
11/10	at W. Michigan	L, 28-20
11/17	Wyoming	W, 14-7

1963 Record: 2-8 Western Athletic Conference (5th) Coach: Hal Mitchell		
DATE	OPPONENT	RESULT
9/21	at Kansas State	L, 24-7
9/28	at Arizona	L, 33-7
10/5	Montana	W, 27-0
10/12	at Utah	L, 15-6
10/19	at Wyoming	L, 41-13
11/2	Utah State (H)	L, 26-0
11/9	at George Wash.	L, 23-6
11/16	at Pacific	L, 14-0
11/23	Colorado State	W, 24-20
11/30	at New Mexico	L, 26-0

1964 Record: 3-6-1 Western Athletic Conference (5th) Coach: Tom Hudspeth		
DATE	OPPONENT	RESULT
9/19	at Oregon	L, 20-13
9/26	at Arizona	L, 39-6
10/2	New Mexico	L, 26-14
10/10	at Colorado State	L, 7-6
10/17	Pacific	W, 21-0
10/24	at Texas El-Paso	T, 18-18
10/31	Utah State (H)	W, 28-14
11/7	at Utah	L, 47-13
11/14	Western Michigan	W, 43-8
11/21	Wyoming	L, 31-11

1965 Record: 6-4 Western Athletic Conference (1st) Coach: Tom Hudspeth		
DATE	OPPONENT	RESULT
9/18	at Arizona State	W, 24-6
9/24	Kansas State	W, 21-3
10/2	at Oregon	L, 27-14
10/8	San Jose State	W, 34-7
10/23	at Wyoming	L, 34-6
10/30	at Utah State	L, 34-21
11/6	Utah (H)	W, 25-20
11/13	Colorado State	L, 36-22
11/20	at Arizona	W, 20-3
11/27	at New Mexico	L, 42-8

1966 Record: 8-2 Western Athletic Conference (T-2nd) Coach: Tom Hudspeth		
DATE	OPPONENT	RESULT
9/24	at San Jose State	W, 19-9
9/30	Colorado State	W, 27-24
10/8	Utah State	W, 27-7
10/14	Arizona State	L, 10-7
10/22	at New Mexico	W, 33-6
10/29	at Arizona	W, 16-14
11/5	Texas El-Paso	W, 53-33
11/12	at Utah	W, 35-13
11/19	Wyoming	L, 47-14
11/26	Pacific	W, 38-0

1967 Record: 6-4 Western Athletic Conference (3rd) Coach: Tom Hudspeth		
DATE	OPPONENT	RESULT
9/23	New Mexico	W, 44-14
9/29	Western Michigan	W, 44-19
10/7	at Wyoming	L, 26-10
10/14	at Oregon State	W, 31-13
10/21	at UTEP	L, 47-17
10/28	Utah	W, 17-13
11/4	at Utah State	L, 30-9
11/11	Arizona (H)	W, 17-14
11/18	at Arizona State	L, 31-22
11/25	San Jose State	W, 67-8

1968 Record: 2-8 Western Athletic Conference (7th) Coach: Tom Hudspeth		
DATE	OPPONENT	RESULT
9/21	at W. Michigan	W, 17-7
9/28	Iowa State	L, 28-20
10/12	Wyoming	L, 20-17
10/19	at Arizona	L, 19-3
10/26	UTEP (H)	L, 31-25
11/2	at Utah	L, 31-20
11/9	Utah State	L, 34-8
11/16	Arizona State	L, 47-12
11/23	at New Mexico	W, 35-6
11/30	at San Jose State	L, 25-21

1969 Record: 6-4 Western Athletic Conference (3rd) Coach: Tom Hudspeth		
DATE	OPPONENT	RESULT
9/20	Colorado State	W, 22-20
9/27	at Iowa State	L, 10-0
10/4	at Arizona State	L, 23-7
10/11	New Mexico	W, 41-15
10/18	at Wyoming	L, 4-7
10/25	at UTEP	L, 30-7
11/1	Arizona (H)	W, 31-21
11/8	San Jose State	W, 21-3
11/15	at Utah State	W, 21-3
11/22	Utah	L, 16-6

**YEAR-BY-YEAR RESULTS (continued)** (^ Neutral, (H) Homecoming, (B) Bowl)

1970 Record: 3-8 Western Athletic Conference (7th) Coach: Tom Hudspeth		
DATE	OPPONENT	RESULT
9/12	North Texas State	W, 10-7
9/19	at W. Michigan	L, 35-17
9/26	UTEP	L, 17-0
10/3	at San Diego State	L, 31-11
10/10	at Arizona	L, 24-16
10/17	Arizona State	L, 27-3
10/24	Utah State (H)	W, 27-20
10/31	Wyoming	W, 23-3
11/7	at Colorado State	L, 26-9
11/14	at New Mexico	L, 51-8
11/21	at Utah	L, 14-13

1971 Record: 5-6 Western Athletic Conference (4th) Coach: Tom Hudspeth		
DATE	OPPONENT	RESULT
9/10	at North Texas St.	W, 41-13
9/18	Colorado State	W, 54-14
9/25	at Kansas State	L, 23-7
10/1	New Mexico	L, 14-0
10/9	at Utah State	L, 29-7
10/16	at Wyoming	W, 35-17
10/23	at Tulsa	W, 25-7
10/30	at UTEP	W, 16-0
11/6	at Arizona State	L, 38-13
11/13	Arizona (H)	L, 27-14
11/20	Utah	L, 17-15

1972 Record: 7-4 Western Athletic Conference (T-2nd) Coach: LaVell Edwards		
DATE	OPPONENT	RESULT
9/16	Kansas State	W, 32-9
9/23	Utah State	L, 42-19
9/30	at Oregon State	L, 29-3
10/7	at Long Beach St.	W, 38-27
10/14	UTEP (H)	W, 21-14
10/21	Arizona State	L, 49-17
10/28	at Colorado State	W, 44-8
11/4	Wyoming	W, 33-14
11/11	at Arizona	L, 21-7
11/18	at Utah	W, 16-7
11/25	at New Mexico	W, 21-7

1973 Record: 5-6 Western Athletic Conference (T-4th) Coach: LaVell Edwards		
DATE	OPPONENT	RESULT
9/15	Colorado State	L, 21-13
9/29	Oregon State	W, 37-14
10/6	at Utah State	L, 13-7
10/13	Iowa State (H)	L, 26-24
10/20	at Arizona State	L, 52-13
10/27	at Wyoming	L, 41-21
11/3	New Mexico	W, 56-21
11/10	Arizona	L, 24-10
11/17	Weber State	W, 45-14
11/24	at Utah	W, 46-22
12/1	at UTEP	W, 63-0

1974 Record: 7-4-1 Western Athletic Conference (1st) Coach: LaVell Edwards		
DATE	OPPONENT	RESULT
9/14	at Hawaii	L, 15-13
9/21	Utah State	L, 9-6
9/28	at Iowa State	L, 34-7
10/5	at Colorado State	T, 33-33
10/12	Wyoming (H)	W, 38-7
10/19	UTEP	W, 45-21
10/26	at Arizona	W, 37-13
11/2	at Air Force	W, 12-10
11/9	Arizona State	W, 21-18
11/16	at New Mexico St.	W, 36-3
11/23	Utah	W, 48-20
12/28	^ Okla. St. (B)	L, 16-6

1975 Record: 6-5 Western Athletic Conference (T-4th) Coach: LaVell Edwards		
DATE	OPPONENT	RESULT
9/13	Bowling Green	L, 23-21
9/20	at Colorado St.	L, 21-17
9/27	at Arizona St.	L, 21-0
10/3	New Mexico	W, 16-15
10/11	Air Force (H)	W, 28-14
10/25	at Wyoming	W, 33-20
11/1	Arizona	L, 36-20
11/8	at Utah St.	W, 24-7
11/15	Utah	W, 51-20
11/22	at UTEP	W, 20-10
11/29	at S. Mississippi	L, 42-14

1976 Record: 9-3 Western Athletic Conference (T-1st) Coach: LaVell Edwards		
DATE	OPPONENT	RESULT
9/11	at Kansas St.	L, 13-3
9/18	Colorado St.	W, 42-18
9/25	at Arizona	W, 23-16
10/2	at San Diego St.	W, 8-0
10/9	Wyoming (H)	L, 34-29
10/16	S. Mississippi	W, 63-19
10/23	Utah State	W, 45-14
10/30	Arizona St.	W, 43-21
11/6	UTEP	W, 40-27
11/13	at New Mexico	W, 21-8
11/20	at Utah	W, 34-12
12/18	^ Okla. St. (B)	L, 49-21

1977 Record: 9-2 Western Athletic Conference (T-1st) Coach: LaVell Edwards		
DATE	OPPONENT	RESULT
9/10	Kansas State	W, 39-0
9/24	at Utah St.	W, 65-6
9/30	New Mexico	W, 54-19
10/8	at Oregon State	L, 24-19
10/15	at Colorado State	W, 63-17
10/22	at Wyoming	W, 10-7
10/29	Arizona (H)	W, 34-14
11/5	Utah	W, 38-8
11/12	at Arizona State	L, 24-13
11/19	Long Beach State	W, 30-27
11/26	at UTEP	W, 68-19

1978 Record: 9-4 Western Athletic Conference (1st) Coach: LaVell Edwards		
DATE	OPPONENT	RESULT
9/9	at Oregon State	W, 10-6
9/16	at Arizona State	L, 24-16
9/23	Colorado State	L, 32-6
9/30	at New Mexico	W, 27-23
10/7	Utah State (H)	L, 24-7
10/14	at Oregon	W, 17-16
10/21	UTEP	L, 44-0
11/4	Wyoming	W, 48-14
11/11	San Diego State	W, 21-3
11/18	at Utah	L, 23-22
11/25	at Hawaii	W, 31-13
12/2	^ UNLV	W, 28-24
12/22	^ Navy (B)	L, 23-16

1979 Record: 11-1 Western Athletic Conference (1st) Coach: LaVell Edwards		
DATE	OPPONENT	RESULT
9/8	at Texas A&M	W, 18-17
9/15	Weber State	W, 48-3
9/29	UTEP (H)	W, 31-7
10/5	Hawaii	W, 38-15
10/13	at Utah State	W, 48-24
10/20	at Wyoming	W, 54-14
10/27	New Mexico	W, 59-7
11/3	at Colorado State	W, 30-7
11/9	at Long Beach St.	W, 31-17
11/17	Utah	W, 27-0
11/24	at San Diego State	W, 63-14
12/21	^ Indiana (B)	L, 38-37

1980 Record: 12-1 Western Athletic Conference (1st) Coach: LaVell Edwards		
DATE	OPPONENT	RESULT
9/6	at New Mexico	L, 25-21
9/13	San Diego State	W, 35-11
9/20	at Wisconsin	W, 28-3
9/27	Long Beach State	W, 41-25
10/11	Wyoming (H)	W, 52-17
10/18	at Utah State	W, 70-46
10/25	at Hawaii	W, 34-7
11/1	UTEP	W, 83-7
11/8	North Texas State	W, 41-23
11/15	Colorado State	W, 45-14
11/22	at Utah	W, 56-6
11/29	at UNLV	W, 54-14
12/19	^ SMU (B)	W, 46-45

1981 Record: 11-2 Western Athletic Conference (1st) Coach: LaVell Edwards		
DATE	OPPONENT	RESULT
9/5	at Long Beach St.	W, 31-8
9/12	Air Force	W, 45-21
9/19	at UTEP	W, 65-8
9/26	at Colorado	W, 41-20
10/2	Utah State	W, 32-26
10/10	UNLV (H)	L, 45-41
10/17	at San Diego St.	W, 27-7
10/24	at Wyoming	L, 33-20
10/31	New Mexico	W, 31-7
11/7	at Colorado State	W, 63-14
11/14	at Hawaii	W, 13-3
11/21	Utah	W, 56-28
12/18	^ Wash. St. (B)	W, 38-36

YEAR-BY-YEAR RESULTS (continued)

1982 Record: 8-4		
Western Athletic Conference (1st)		
Coach: LaVell Edwards		
DATE	OPPONENT	RESULT
9/2	at UNLV	W, 27-0
9/11	at Georgia	L, 17-14
9/25	Air Force	L, 39-38
10/2	at UTEP	W, 51-3
10/9	at New Mexico	W, 40-12
10/16	Hawaii (H)	W, 39-25
10/23	Colorado State	W, 34-18
10/30	at Utah State	L, 20-17
11/6	Wyoming	W, 23-13
11/13	San Diego State	W, 58-8
11/20	at Utah	W, 17-12
12/17	^ Ohio State (B)	L, 42-17

1983 Record: 11-1		
Western Athletic Conference (1st)		
Coach: LaVell Edwards		
DATE	OPPONENT	RESULT
9/10	at Baylor	L, 40-36
9/17	Bowling Green	W, 63-28
9/24	at Air Force	W, 46-28
10/1	at UCLA	W, 37-35
10/8	at Wyoming	W, 41-10
10/15	New Mexico (H)	W, 66-21
10/22	at San Diego State	W, 47-12
10/29	Utah State	W, 38-34
11/5	at UTEP	W, 31-9
11/12	Colorado State	W, 24-6
11/19	Utah	W, 55-7
12/23	^ Missouri (B)	W, 21-17

1984 Record: 13-0 (National Champs)		
Western Athletic Conference (1st)		
Coach: LaVell Edwards		
DATE	OPPONENT	RESULT
9/1	at Pittsburgh	W, 20-14
9/8	Baylor	W, 47-13
9/15	Tulsa	W, 38-15
9/22	at Hawaii	W, 18-13
10/6	at Colorado State	W, 52-9
10/13	Wyoming (H)	W, 41-38
10/20	at Air Force	W, 30-25
10/25	at New Mexico	W, 48-0
11/3	UTEP	W, 42-9
11/10	San Diego State	W, 34-3
11/17	at Utah	W, 24-14
11/24	Utah State	W, 38-13
12/21	^ Michigan (B)	W, 24-17

1985 Record: 11-3		
Western Athletic Conference (1st)		
Coach: LaVell Edwards		
DATE	OPPONENT	RESULT
8/29	^ Boston College	W, 28-14
9/7	UCLA	L, 27-24
9/14	Washington	W, 31-3
9/21	at Temple	W, 26-24
10/5	at Colorado State	W, 42-7
10/12	San Diego St. (H)	W, 28-0
10/19	at New Mexico	W, 45-23
10/26	at UTEP	L, 23-16
11/2	Wyoming	W, 59-0
11/9	at Utah State	W, 44-0
11/16	Air Force	W, 28-21
11/23	Utah	W, 38-28
12/7	at Hawaii	W, 26-6
12/28	^ Ohio State (B)	L, 10-7

1986 Record: 8-5		
Western Athletic Conference (2nd)		
Coach: LaVell Edwards		
DATE	OPPONENT	RESULT
9/6	Utah State	W, 52-0
9/13	New Mexico	W, 31-30
9/20	at Washington	L, 52-21
9/27	Temple	W, 27-17
10/3	Colorado State	L, 24-20
10/18	at Wyoming	W, 34-22
10/25	UTEP (H)	W, 37-13
11/8	at Hawaii	W, 10-3
11/15	Oregon State	L, 10-7
11/22	at Utah	W, 35-21
11/29	at San Diego State	L, 10-3
12/6	at Air Force	W, 23-3
12/30	^ UCLA (B)	L, 31-10

1987 Record: 9-4		
Western Athletic Conference (2nd)		
Coach: LaVell Edwards		
DATE	OPPONENT	RESULT
9/2	Pittsburgh	L, 27-17
9/12	at Texas	W, 22-17
9/19	at Texas Christian	L, 33-12
9/26	at New Mexico	W, 45-25
10/2	Utah State	W, 45-24
10/10	Wyoming (H)	L, 29-27
10/24	at Hawaii	W, 16-14
10/31	Air Force	W, 24-13
11/7	San Diego State	W, 38-21
11/14	at UTEP	W, 37-24
11/21	Utah	W, 21-18
12/5	Colorado State	W, 30-26
12/22	^ Virginia (B)	L, 22-16

1988 Record: 9-4		
Western Athletic Conference (T-3rd)		
Coach: LaVell Edwards		
DATE	OPPONENT	RESULT
9/1	at Wyoming	L, 24-14
9/8	Texas	W, 47-6
9/17	UTEP	W, 31-27
9/30	Utah State	W, 38-3
10/8	Colorado State (H)	W, 42-7
10/15	Texas Christian	W, 31-18
10/22	at Hawaii	W, 24-23
10/29	New Mexico	W, 65-0
11/5	at San Diego State	L, 27-15
11/12	at Air Force	W, 49-31
11/19	at Utah	L, 57-28
12/3	at Miami	L, 41-17
12/29	^ Colorado (B)	W, 20-17

1989 Record: 10-3		
Western Athletic Conference (1st)		
Coach: LaVell Edwards		
DATE	OPPONENT	RESULT
9/2	at New Mexico	W, 24-3
9/7	Washington State	L, 46-41
9/16	at Navy	W, 31-10
9/30	at Utah State	W, 37-10
10/7	Wyoming	W, 36-20
10/14	at Colorado State	W, 45-16
10/21	UTEP (H)	W, 49-24
10/28	at Hawaii	L, 56-14
11/4	Oregon	W, 45-41
11/11	Air Force	W, 44-35
11/18	Utah	W, 70-31
11/25	at San Diego State	W, 48-27
12/29	^ Penn State (B)	L, 50-39

1990 Record: 10-3		
Western Athletic Conference (1st)		
Coach: LaVell Edwards		
DATE	OPPONENT	RESULT
9/1	at UTEP	W, 30-10
9/8	Miami	W, 28-21
9/15	Washington State	W, 50-36
9/22	San Diego State	W, 62-34
9/29	at Oregon	L, 32-16
10/13	Colorado State	W, 52-9
10/27	New Mexico (H)	W, 55-31
11/3	at Air Force	W, 54-7
11/10	at Wyoming	W, 45-14
11/17	at Utah	W, 45-22
11/24	Utah State	W, 45-10
12/1	at Hawaii	L, 59-28
12/29	^ Texas A&M (B)	L, 65-14



**YEAR-BY-YEAR RESULTS (continued)** (^ Neutral, (H) Homecoming, (B) Bowl)**1991** Record: 8-3-2

Western Athletic Conference (1st)

Coach: LaVell Edwards

DATE	OPPONENT	RESULT
8/29	^ Florida State	L, 44-28
9/7	at UCLA	L, 27-23
9/21	at Penn State	L, 33-7
9/28	Air Force	W, 21-7
10/4	Utah State	W, 38-10
10/12	UTEP (H)	W, 31-29
10/19	Hawaii	W, 35-18
10/26	at New Mexico	W, 41-23
10/31	at Colorado State	W, 40-17
11/9	Wyoming	W, 52-31
11/16	at San Diego State	T, 52-52
11/23	Utah	W, 48-17
12/30	^ Iowa (B)	T, 13-13

1992 Record: 8-5

Western Athletic Conference (1st)

Coach: LaVell Edwards

DATE	OPPONENT	RESULT
9/5	at UTEP	W, 38-28
9/10	San Diego State	L, 45-38
9/19	UCLA	L, 17-10
9/26	at Hawaii	L, 36-32
10/2	Utah State	W, 30-9
10/10	Fresno State (H)	W, 36-24
10/17	at Wyoming	W, 31-28
10/24	at Notre Dame	L, 42-16
10/31	Penn State	W, 30-17
11/7	New Mexico	W, 35-0
11/14	at Air Force	W, 28-7
11/21	at Utah	W, 31-22
12/25	^ Kansas (B)	L, 23-20

1993 Record: 6-6

Western Athletic Conference (T-1st)

Coach: LaVell Edwards

DATE	OPPONENT	RESULT
9/4	at New Mexico	W, 34-31
9/11	Hawaii	W, 41-38
9/18	at Colorado State	W, 27-22
9/25	Air Force	W, 30-3
10/9	at UCLA	L, 68-14
10/16	Notre Dame	L, 45-20
10/23	Fresno State (H)	L, 48-45
10/30	at Utah State	L, 58-56
11/11	at San Diego State	W, 45-44
11/20	Utah	L, 34-31
11/27	UTEP	W, 47-16
12/30	^ Ohio State (B)	L, 28-21

1994 Record: 10-3

Western Athletic Conference (T-2nd)

Coach: LaVell Edwards

DATE	OPPONENT	RESULT
9/3	at Hawaii	W, 13-12
9/10	at Air Force	W, 45-21
9/17	Colorado State	L, 28-21
9/24	New Mexico	W, 49-47
9/30	Utah State	W, 34-6
10/8	at Fresno State	W, 32-30
10/15	at Notre Dame	W, 21-14
10/22	at UTEP	W, 34-28
10/29	Arizona State (H)	L, 36-15
11/5	N.E. Louisiana	W, 24-10
11/10	San Diego State	W, 35-28
11/19	at Utah	L, 34-31
12/31	^ Oklahoma (B)	W, 31-6

1995 Record: 7-4

Western Athletic Conference (T-1st)

Coach: LaVell Edwards

DATE	OPPONENT	RESULT
9/2	at Air Force	L, 38-12
9/9	UCLA	L, 23-9
9/16	San Diego State	W, 31-9
9/30	at Colorado State	W, 28-21
10/14	at Arizona State	L, 29-21
10/21	Wyoming	W, 23-20
10/28	Hawaii (H)	W, 45-7
11/4	Tulsa	W, 45-35
11/11	at New Mexico	W, 31-13
11/18	Utah	L, 34-17
11/25	at Fresno State	W, 45-28

1996 Record: 14-1

Western Athletic Conference (1st)

Coach: LaVell Edwards

DATE	OPPONENT	RESULT
8/24	Texas A&M	W, 41-37
8/31	Arkansas State	W, 58-9
9/14	at Washington	L, 29-17
9/21	New Mexico	W, 17-14
9/28	SMU	W, 31-3
10/4	at Utah State	W, 45-17
10/12	UNLV (H)	W, 63-28
10/19	at Tulsa	W, 55-30
10/26	at TCU	W, 45-21
11/2	UTEP	W, 40-18
11/9	Rice	W, 49-0
11/16	at Hawaii	W, 45-14
11/23	at Utah	W, 37-17
12/7	^ Wyoming	W, 28-20 OT
1/1	^ Kansas State (B)	W, 19-15

1997 Record: 6-5

Western Athletic Conference (5th)

Coach: LaVell Edwards

DATE	OPPONENT	RESULT
9/6	Washington	L, 42-20
9/20	at Arizona State	W, 13-10
9/27	at SMU	W, 19-16 OT
10/3	Utah State	W, 42-35
10/11	at Rice	L, 27-14
10/18	Hawaii (H)	W, 17-3
10/25	TCU	W, 31-10
11/1	at UTEP	L, 14-3
11/8	Tulsa	W, 49-39
11/15	at New Mexico	L, 38-28
11/22	Utah	L, 20-14

1998 Record: 9-5

Western Athletic Conference (2nd)

Coach: LaVell Edwards

DATE	OPPONENT	RESULT
9/5	at Alabama	L, 38-31
9/12	Arizona State	W, 26-6
9/19	at Washington	L, 20-10
9/26	Murray State	W, 43-9
10/3	at Fresno State	L, 31-21
10/10	UNLV (H)	W, 38-14
10/17	at Hawaii	W, 31-9
10/24	San Jose State	W, 46-43
10/29	San Diego State	W, 13-0
11/7	New Mexico	W, 46-21
11/14	at UTEP	W, 31-14
11/21	at Utah	W, 26-24
12/5	^ Air Force	L, 20-13
12/31	^ Tulane (B)	L, 41-27

1999 Record: 8-4

Mountain West Conference (T-1st)

Coach: LaVell Edwards

DATE	OPPONENT	RESULT
9/9	Washington	W, 35-28
9/16	Colorado State	W, 34-13
9/25	Virginia	L, 45-40
10/1	at Utah State	W, 34-31 OT
10/9	California (H)	W, 38-28
10/16	at New Mexico	W, 31-7
10/23	at UNLV	W, 29-0
10/30	Air Force	W, 27-20
11/6	at San Diego State	W, 30-7
11/13	at Wyoming	L, 31-17
11/20	Utah	L, 20-17
12/27	^ Marshall (B)	L, 21-3

2000 Record: 6-6

Mountain West Conference (T-3rd)

Coach: LaVell Edwards

DATE	OPPONENT	RESULT
8/26	at Florida State	L, 29-3
9/2	at Virginia	W, 38-35 OT
9/9	at Air Force	L, 31-23
9/14	Mississippi State	L, 44-28
9/23	UNLV	W, 10-7
9/30	at Syracuse	L, 42-14
10/6	Utah State	W, 38-14
10/21	San Diego St. (H)	L, 16-15
10/26	Wyoming	W, 19-7
11/2	at Colorado State	L, 45-21
11/18	New Mexico	W, 37-13
11/24	at Utah	W, 34-27

2001 Record: 12-2

Mountain West Conference (1st)

Coach: Gary Crowton

DATE	OPPONENT	RESULT
8/25	Tulane	W, 70-35
9/1	Nevada	W, 52-7
9/8	at California	W, 44-16
9/29	at UNLV	W, 35-31
10/5	Utah State	W, 54-34
10/13	New Mexico	W, 24-20
10/20	Air Force (H)	W, 63-33
10/27	at San Diego State	W, 59-21
11/1	Colorado State	W, 56-34
11/10	at Wyoming	W, 41-34
11/17	Utah	W, 24-21
12/1	at Mississippi St.	W, 41-38
12/8	at Hawaii	L, 72-45
12/31	^ Louisville (B)	L, 28-10

2002 Record: 5-7

Mountain West Conference (7th)

Coach: Gary Crowton

DATE	OPPONENT	RESULT
8/29	Syracuse	W, 42-21
9/6	Hawaii	W, 35-32
9/14	at Nevada	L, 31-28
9/21	at Georgia Tech	L, 28-19
10/4	at Utah State	W, 35-34
10/12	at Air Force	L, 52-9
10/19	UNLV (H)	L, 24-3
10/24	at Colorado State	L, 37-10
11/2	San Diego State	W, 34-10
11/9	Wyoming	W, 35-31
11/16	New Mexico	L, 20-16
11/23	at Utah	L, 16-13

YEAR-BY-YEAR RESULTS (continued)

2003 Record: 4-8 Mountain West Conference (4th) Coach: Gary Crowton		
DATE	OPPONENT	RESULT
8/28	Georgia Tech	W, 24-13
9/6	at USC	L, 35-18
9/13	at New Mexico	W, 10-7
9/20	Stanford	L, 18-14
9/27	Air Force	L, 24-10
10/4	at San Diego State	W, 44-36
10/9	Colorado State (H)	L, 58-13
10/18	at Wyoming	L, 13-10
10/25	at UNLV	W, 27-20
10/30	Boise State	L, 50-12
11/15	at Notre Dame	L, 33-14
11/22	Utah	L, 3-0

2004 Record: 5-6 Mountain West Conference (3rd) Coach: Gary Crowton		
DATE	OPPONENT	RESULT
9/4	Notre Dame	W, 20-17
9/11	at Stanford	L, 37-10
9/18	USC	L, 42-10
9/24	at Boise State	L, 28-27
10/2	at Colorado State	W, 31-21
10/8	UNLV	L, 24-20
10/16	Wyoming (H)	W, 24-13
10/23	at Air Force	W, 41-24
11/06	San Diego State	W, 49-16
11/13	New Mexico	L, 21-14
11/20	at Utah	L, 52-21

2005 Record: 6-6 Mountain West Conference (2nd) Coach: Bronco Mendenhall		
DATE	OPPONENT	RESULT
9/3	Boston College	L, 20-3
9/10	Eastern Illinois	W, 45-10
9/24	TCU	L, 51-50 OT
10/1	at San Diego State	L, 31-10
10/8	at New Mexico	W, 27-24
10/15	Colorado State (H)	W, 24-14
10/22	at Notre Dame	L, 49-23
10/29	Air Force	W, 62-41
11/5	at UNLV	W, 55-14
11/12	at Wyoming	W, 35-21
11/19	Utah	L, 41-34 OT
12/22	^ California (B)	L, 35-28

2006 Record: 11-2 Mountain West Conference (1st) Coach: Bronco Mendenhall		
DATE	OPPONENT	RESULT
9/2	at Arizona	L, 16-13
9/9	Tulsa	W, 49-24
9/16	at Boston College	L, 23-20 OT
9/23	Utah State	W, 38-0
9/28	at TCU	W, 31-17
10/7	San Diego State	W, 47-17
10/21	UNLV (H)	W, 52-7
10/28	at Air Force	W, 33-14
11/4	at Colorado State	W, 24-3
11/9	Wyoming	W, 55-7
11/18	New Mexico	W, 42-17
11/25	at Utah	W, 33-31
12/21	^ Oregon (B)	W, 38-8

Jonny Harline made the winning touchdown catch at Utah in 2006 to give the Cougars a 33-31 win in one of the greatest games in Rivalry history.

2007 Record: 11-2 Mountain West Conference (1st) Coach: Bronco Mendenhall		
DATE	OPPONENT	RESULT
9/1	Arizona	W, 20-7
9/8	at UCLA	L, 27-17
9/15	at Tulsa	L, 55-47
9/22	Air Force	W, 31-6
9/29	at New Mexico	W, 31-24
10/13	at UNLV	W, 24-14
10/20	Eastern Wash.	W, 42-7
11/3	Colorado State	W, 24-3
11/8	TCU	W, 27-22
11/16	at Wyoming	W, 35-10
11/24	Utah	W, 17-10
12/1	at San Diego State	W, 43-17
12/22	^ UCLA (B)	W, 17-16

2008 Record: 10-3 Mountain West Conference (3rd) Coach: Bronco Mendenhall		
DATE	OPPONENT	RESULT
8/30	Northern Iowa	W, 41-17
9/6	at Washington	W, 28-27
9/13	UCLA	W, 59-0
9/20	Wyoming	W, 44-0
10/3	at Utah State	W, 34-14
10/11	New Mexico (H)	W, 21-3
10/16	at TCU	L, 32-7
10/25	UNLV	W, 42-35
11/1	at Colorado State	W, 45-42
11/8	San Diego State	W, 41-12
11/15	at Air Force	W, 38-24
11/22	at Utah	L, 48-24
12/20	^ Arizona (B)	L, 31-21



2009 Record: 11-2 Mountain West Conference (2nd) Coach: Bronco Mendenhall		
DATE	OPPONENT	RESULT
9/5	^ Oklahoma	W, 14-13
9/12	at Tulane	W, 54-3
9/19	Florida State	L, 54-28
9/26	Colorado State	W, 42-23
10/2	Utah State	W, 35-17
10/10	at UNLV	W, 59-21
10/17	at San Diego State	W, 38-28
10/24	TCU (H)	L, 38-7
11/7	at Wyoming	W, 52-0
11/14	at New Mexico	W, 24-19
11/21	Air Force	W, 38-21
11/28	Utah	W, 26-23 OT
12/22	^ Oregon State (B)	W, 44-20

2010 Record: 7-6 Mountain West Conference (T-3rd) Coach: Bronco Mendenhall		
DATE	OPPONENT	RESULT
9/4	Washington	W, 23-17
9/11	at Air Force	L, 35-14
9/18	at Florida State	L, 34-10
9/25	Nevada	L, 27-13
10/1	at Utah State	L, 31-16
10/9	San Diego St. (H)	W, 24-21
10/16	at TCU	L, 31-3
10/23	Wyoming	W, 25-20
11/6	UNLV	W, 55-7
11/13	at Colorado State	W, 49-10
11/20	New Mexico	W, 40-7
11/27	at Utah	L, 17-16
12/18	^ UTEP (B)	W, 52-24

2011 Record: 10-3 Independent Coach: Bronco Mendenhall		
DATE	OPPONENT	RESULT
9/3	at Ole Miss	W, 14-13
9/10	at Texas	L, 17-16
9/17	Utah	L, 54-10
9/23	UCF	W, 24-17
9/30	Utah State	W, 27-24
10/8	San Jose State (H)	W, 29-16
10/15	at Oregon State	W, 38-28
10/22	Idaho State	W, 56-3
10/28	^ TCU	L, 38-28
11/12	Idaho	W, 42-7
11/19	New Mexico State	W, 42-7
12/3	at Hawaii	W, 41-20
12/30	^ Tulsa (B)	W, 24-21

2012 Record: 8-5 Independent Coach: Bronco Mendenhall		
DATE	OPPONENT	RESULT
8/30	Washington State	W, 30-6
9/8	Weber State	W, 45-13
9/15	at Utah	L, 24-21
9/20	at Boise State	L, 7-6
9/28	Hawaii	W, 47-0
10/5	Utah State	W, 6-3
10/13	Oregon State	L, 42-24
10/20	at Notre Dame	L, 17-14
10/27	at Georgia Tech	W, 41-17
11/10	Idaho	W, 52-13
11/17	at San Jose State	L, 20-14
11/24	at New Mexico St.	W, 50-14
12/20	^ San Diego St. (B)	W, 23-6



CONFERENCE HISTORY

On Aug. 31, 2010, BYU announced its football program will compete in the NCAA Football Bowl Subdivision as an independent beginning with the 2011 season. Since the university instituted a football program in 1922, BYU had been a member of five different conferences, including the Rocky Mountain (1922-37), Mountain States/Skyline (1938-61), Western Athletic (1962-98) and Mountain West (1999-2010). The Cougars claimed their first conference championship in program history in 1965, going 4-2 in the WAC under head coach Tom Hudspeth. BYU won its next title, the first of 18 under legendary coach LaVell Edwards, in 1974. During its time in the MWC, the Cougars won four championships, including back-to-back undefeated conference seasons in 2006 and 2007.

MOUNTAIN WEST (1999-10)

- For the third time in program history, BYU chartered the creation of a new conference, this time joined by New Mexico, Utah, Air Force, Colorado St., San Diego St., UNLV and Wyoming. TCU joined in 2005.
- BYU football posted a 64-26 (.711) conference record in its 12 years in the conference.
- The Cougars' four MWC titles, 64 wins and 54 All-MWC First Team selections equal or surpass any MWC team since the league's inception.
- BYU won four MWC titles, including back-to-back championships in 2006-07. In three of its championship seasons, BYU went undefeated in conference play.

WESTERN ATHLETIC (1962-98)

- BYU was a charter member of the conference along with Arizona, Arizona State, New Mexico, Utah and Wyoming.
- The WAC eventually expanded to as many as 16 schools in 1996.
- BYU football posted a 187-69-2 (.729) conference record in its 37 years in the conference.
- While in the WAC, the Cougars won the 1984 National Championship, finishing 13-0.
- BYU won a total of 19 titles while in the WAC, including its first-ever football championship in 1965 and 10-straight from 1976-85.
- BYU's 19 WAC titles, 187 conference wins and 199 All-WAC First Team selections are all still the most by far of any WAC team.

MOUNTAIN STATES/SKYLINE (1938-61)

- BYU was a charter member of the conference, leaving with Colorado, Colorado St., Denver, Utah, Utah State and Wyoming when the RMFAC was deemed too large. Montana and New Mexico joined in 1951.
- After Colorado left in 1947, the conference became popularly known as the Skyline Conference.
- Football posted a 41-75-12 (.367) conference record in its 24 years in the conference.
- The conference dissolved in early 1962 after BYU, Utah, Wyoming and New Mexico left to form the WAC.

ROCKY MOUNTAIN FACULTY ATHLETIC (1922-37)

- BYU joined the RMFAC in 1918 with football participation beginning four years later.
- BYU football posted a 46-52-4 (.471) conference record in its 16 years in the conference.
- When BYU joined, other RMFAC schools included Colorado, Colorado A&M (now Colorado St.), Colorado College, Colorado School of Mines, Denver, Utah, Utah St. and Montana St. Wyoming, Western St. and Colorado Teacher's College (now Northern Colorado) joined two years later.
- Known today as the Rocky Mountain Athletic Conference (RMAC), it is now a Division II conference with 14 members.

BYU's CONFERENCE CHAMPIONSHIPS

YEAR	CONF.	CONF.	OVERALL
1965	WAC	4-2	6-4
1974	WAC	6-0-1	7-4-1
1976	WAC	6-1	9-3
1977	WAC	6-1	9-2
1978	WAC	5-1	9-4
1979	WAC	7-0	11-1
1980	WAC	6-1	12-1
1981	WAC	7-1	11-2
1982	WAC	7-1	8-4
1983	WAC	7-0	11-1
1984	WAC	8-0	13-0
1985	WAC	7-1	11-3
1989	WAC	7-1	10-3
1990	WAC	7-1	10-3
1991	WAC	7-0-1	8-3-2
1992	WAC	6-2	8-5
1993	WAC	6-2	6-6
1995	WAC	6-2	7-4
1996	WAC	8-0	14-1
1999	MWC	5-2	8-4
2001	MWC	7-0	12-2
2006	MWC	8-0	11-2
2007	MWC	8-0	11-2
23 TITLES			

FOUR DECADES OF DOMINANCE

1970s

- The official LaVell Edwards era began in 1972
- A revolutionary passing attack would go on to produce one All-American quarterback after the next
- Despite introducing a pass-heavy attack, in 1972 BYU produced the nation's leading rusher in Pete Van Valkenburg with 1,386 yards
- BYU won five WAC titles behind the arms of Gary Sheide, Gifford Nielsen, Marc Wilson and Jim McMahon.
- The Cougars had 11 All-Americans in the 70s, won 71 games and attended four bowl games, including its first in school history, the 1974 Fiesta Bowl.



1980s

- The 1980s were perhaps some of the most dominant Cougar teams in history, playing in 10 bowl games in 10 years, winning 102 games, seven WAC titles and the 1984 National Championship.
- The Cougars won their first bowl game, the 1980 Holiday Bowl, nicknamed the "Miracle Bowl", scoring 21 points in the final two minutes and 33 seconds to win 46-45 over SMU.
- BYU's quarterback factory was in full force, rolling with Jim McMahon, Steve Young, Robbie Bosco and Ty Detmer. Cougar quarterbacks won three Sammy Baugh Trophies and three Davey O'Brien Awards.
- From 1983 to 1985 BYU put together a program-best 25 consecutive victories
- BYU also had five All-American tight ends in the 80s, including two-time All-American Gordon Hudson, two Outland Trophy winners (Jason Buck and Mo Elewonibi) and produced defensive standouts Kyle Morrell, Leon White, Jason Buck and Bob Davis.



1990s

- The 1990s began with a bang in one of the biggest Cougar victories in history, defeating the No. 1 Miami Hurricanes, the defending national champions, 28-21 in Provo behind quarterback Ty Detmer.
- Detmer, the eventual 1990 Heisman Trophy Winner, passed for 15,031 yards in his career, a school record and currently fourth in NCAA history.
- BYU won seven conference titles in the 90s, went to eight bowl games and won 86 games
- The Cougars played in their only New Year's Day Bowl game in the 1997 Cotton Bowl, defeating the No. 14 Kansas State Wildcats 19-15, giving BYU an NCAA record 14th victory of the season and its second top-5 national ranking in school history.



2000s

- The start of the new millennium was an end of an era as Hall of Fame head coach LaVell Edwards retired in 2000 after 29 years at the helm. Edwards led BYU to a 257-101-3 overall record, 19 conference titles and one national championship.
- The next year BYU won 12 games and another conference title. Doak Walker Award winner and consensus All-American running back Luke Staley led BYU with single-season school records of 1,596 yards and 24 touchdowns in just 11 games.
- In 2005 a new head coach, Bronco Mendenhall took the reins of the program to continue the tradition of the success of the past.
- The Cougars won 10 games and finished in the national top 25 polls four straight years from 2006-2009, won three bowl games, two conference titles and a total of 81 games, propelling them into the next decade of success.





YEARLY RESULTS/RANKINGS (since 1973)

	FINISH	RANK (HIGH)	TOTAL OFF	PASS OFF	SCORE OFF	TOTAL DEF	RUSH DEF	PASS DEF	SCORE OFF
1973	5-6	Unranked	437.4	266.4	30.4	340.8	165.2	175.6	22.5
WAC	T-4th		2nd	1st	3rd	2nd	2nd	5th	3rd
NCAA			8th	2nd	13th	----	----	----	----
1974	7-4-1	Unranked	338.5	210.4	26.9	261.6	111.5	150.2	16.6
WAC	1st		4th	2nd	1st	1st	1st	4th	3rd
NCAA		(15th)	----	7th	----	----	3rd	----	----
1975	6-5	Unranked	356.4	177.6	22.2	331.7	182.7	149.0	20.7
WAC	T-4th		4th	4th	4th	3rd	2nd	5th	4th
NCAA			----	----	----	----	----	----	----
1976	9-3	Unranked	424.4	307.8	31.9	322.2	154.7	167.0	16.5
WAC	T-1st		1st	1st	1st	2nd	2nd	5th	1st
NCAA		(17th)	6th	1st	8th	----	24th	----	45th
1977	9-2	20th AP	470.2	341.6	39.4	333.6	160.9	172.8	15.0
WAC	T-1st	16th UPI	1st	1st	1st	3rd	3rd	4th	2nd
NCAA		(12th)	3rd	1st	2nd	----	----	----	----
1978	9-4	Unranked	364.9	238.2	25.3	320.2	157.6	162.6	14.7
WAC	1st		5th	1st	2nd	3rd	2nd	6th	1st
NCAA			----	8th	----	----	37th	----	27th
1979	11-1	13th AP	521.4	368.3	40.6	277.7	155.0	122.6	11.4
WAC	1st	12th UPI	1st	1st	1st	1st	1st	1st	1st
NCAA		(9th)	1st	1st	1st	29th	37th	40th	12th
1980	12-1	12th AP	535.0	409.8	46.7	343.0	160.1	182.9	16.5
WAC	1st	11th UPI	1st	1st	1st	2nd	3rd	5th	1st
NCAA		(11th)	1st	1st	1st	----	----	----	----
1981	11-2	13th AP	480.3	356.9	38.7	322.4	138.2	184.2	18.3
WAC	1st	11th UPI	1st	1st	1st	3rd	2nd	4th	2nd
NCAA		(8th)	3rd	1st	1st	----	----	----	----
1982	8-4	Unranked	466.2	289.8	32.5	326.7	168.9	157.8	15.2
WAC	1st	(19th)	1st	1st	2nd	3rd	6th	1st	1st
NCAA			2nd	5th	7th	----	----	20th	16th
1983	11-1	7th AP	584.2	381.2	44.0	376.5	129.9	246.6	20.9
WAC	1st	7th UPI	1st	1st	1st	4th	2nd	9th	3rd
NCAA		(7th)	1st	1st	2nd	----	26th	----	50th
1984	13-0	1st AP	486.5	346.2	36.0	321.3	161.8	159.5	13.8
WAC	1st	1st UPI	1st	1st	1st	2nd	4th	1st	1st
NCAA		(1st)	1st	1st	2nd	32nd	----	27th	10th
1985	11-3	16th AP	500.2	354.5	33.5	297.9	124.6	173.3	13.5
WAC	1st	17th UPI	1st	1st	3rd	1st	2nd	1st	1st
NCAA		(7th)	1st	1st	7th	18th	19th	35th	12th
1986	8-5	Unranked	406.6	235.6	25.0	277.8	88.8	189.0	17.1
WAC	2nd	(9th)	4th	7th	4th	2nd	1st	2nd	1st
NCAA			19th	20th	39th	10th	6th	55th	24th
1987	9-4	Unranked	382.7	291.8	27.8	353.0	136.6	216.4	22.6
WAC	2nd		6th	5th	6th	4th	2nd	3rd	4th
NCAA			33rd	9th	22nd	51st	23rd	88th	55th
1988	9-4	Unranked	456.9	322.8	33.4	320.3	131.4	188.8	22.0
WAC	T-3rd	(18th)	3rd	2nd	5th	2nd	2nd	2nd	3rd
NCAA			13th	4th	13th	34th	23rd	55th	52nd
1989	10-3	22 AP	540.4	394.3	40.3	404.6	137.7	266.9	26.6
WAC	1st	18 UPI	1st	1st	1st	3rd	2nd	9th	3rd
NCAA		(15th)	2nd	2nd	4th	80th	36th	104th	74th
1990	10-3	22 AP	565.8	448.3	42.5	390.8	116.3	253.3	23.8
WAC	1st	17 UPI	1st	1st	1st	5th	2nd	1st	4th
NCAA		(4th)	2nd	2nd	2nd	74th	20th	42nd	56th
1991	8-3-2	23rd AP	479.5	343.8	35.0	431.3	156.8	274.5	25.7
WAC	1st	23rd CNN	1st	1st	1st	6th	3rd	8th	4th
NCAA		(23rd)	5th	2nd	11th	96th	53rd	92nd	74th
1992	8-5	Unranked	459.8	297.9	29.6	360.0	128.9	231.1	22.9
WAC	T-1st	Unranked	2nd	1st	4th	1st	1st	3rd	2nd
NCAA		(22nd)	7th	5th	16th	60th	23rd	49th	58th

	FINISH	RANK (HIGH)	TOTAL OFF	PASS OFF	SCORE OFF	TOTAL DEF	RUSH DEF	PASS DEF	SCORE DEF
1993	6-6	Unranked	474.7	369.1	35.5	475.7	227.7	248.0	37.0
WAC	T-1st	(17th)	3rd	1st	2nd	10th	10th	7th	9th
NCAA			9th	2nd	12th	104th	102nd	94th	103rd
1994	10-3	18th AP	457.4	312.9	29.5	383.6	121.4	262.2	24.5
WAC	T-2nd	10th CNN	2nd	1st	6th	6th	3rd	8th	5th
NCAA		(10th)	9th	3rd	26th	71st	22nd	90th	61st
1995	7-4	Unranked	411.8	315.4	27.9	377	167.7	209.3	24.4
WAC	T-1st	(25th)	7th	1st	6th	4th	4th	4th	5th
NCAA			28th	5th	36th	62nd	62nd	61st	58th
1996	14-1	5th AP	478	295.9	40.8	316.6	124.6	192.0	18.7
WAC	1st	5th CNN	2nd	4th	1st	1st	1st	3rd	1st
NCAA		(5th)	6th	13th	5th	25th	27th	36th	25th
1997	6-5	Unranked	335.6	227.3	22.7	358.0	164.4	193.6	23.1
WAC	5th PD	(16th)	9th	2nd	9th	10th	10th	10th	7th
NCAA			73rd	39th	68th	52nd	66th	72nd	50th
1998	9-5	Unranked	381.7	236.9	28.8	273.9	91.2	182.7	19.2
WAC	2nd		5th	1st	3rd	1st	1st	3rd	2nd
NCAA			44th	34th	37th	5th	5th	21st	25th
1999	8-4	Unranked	425.6	324.3	30.2	307.8	102.5	205.3	20.9
MWC	T-1st	(12th)	1st	1st	2nd	2nd	1st	5th	4th
NCAA			13th	8th	28th	21st	14th	39th	32nd
2000	6-6	Unranked	374.0	274.6	23.3	345.0	121.7	223.3	25.8
MWC	T-3rd		4th	1st	4th	4th	2nd	8th	7th
NCAA			55th	16th	73rd	40th	30th	72th	66th
2001	12-2	25th AP	542.8	325.0	46.8	448.5	202.8	245.7	30.5
MWC	1st	24th ESPN	1st	1st	1st	6th	5th	7th	6th
NCAA		(7th)	1st	7th	1st	102nd	95th	88th	85th
2002	5-7	Unranked	381.8	260.8	22.7	384.7	177.8	206.9	27.8
MWC	7th	(24th)	5th	3rd	7th	5th	7th	3rd	5th
NCAA			50th	27th	87th	69th	91st	48th	72nd
2003	4-8	Unranked	314.6	215.0	16.3	307.0	130.8	176.2	25.8
MWC	T-4th		7th	4th	8th	2nd	3rd	2nd	7th
NCAA			102nd	64th	109th	14th	33rd	8th	62nd
2004	5-6	Unranked	384.0	279.5	24.3	378.5	149.3	229.3	26.8
MWC	3rd		3rd	1st	4th	5th	4th	8th	5th
NCAA			48th	12th	69th	59th	59th	78th	70th
2005	6-6	Unranked	462.4	310.1	33.0	417.1	147.8	269.3	29.2
MWC	T-2nd		2nd	1st	2nd	7th	3rd	9th	5th
NCAA			13th	6th	24th	91st	57th	104th	83rd
2006	11-2	16th AP	465.5	323.5	36.8	319.2	114.1	205.1	14.7
MWC	1st	15th USA	1st	1st	1st	3rd	4th	5th	2nd
NCAA		(15th)	4th	4th	5th	38th	31st	65th	10th
2007	11-2	14th AP	442.8	298.38	30.1	307.9	97.5	210.4	18.5
MWC	1st	14th USA	1st	1st	1st	1st	1st	6th	2nd
NCAA		(14th)	25th	14th	47th	10th	9th	32nd	9th
2008	10-3	25st AP	444.8	310.4	34.2	355.9	140.3	215.6	21.9
MWC	3rd	21st USA	1st	1st	2nd	6th	5th	8th	3rd
NCAA		(7th)	16th	6th	20th	59th	60th	74th	39th
2009	11-2	12th AP	427.2	281.5	35.5	329.1	110.2	218.9	21.5
MWC	2nd	12th USA	2nd	1st	2nd	4th	2nd	5th	4th
NCAA		(7th)	21st	17th	11th	28th	21st	63rd	29th
2010	7-6	Unranked	366.5	198.4	26.2	330.8	138.6	192.2	21.6
MWC	T-3rd	(25th)	5th	5th	5th	2nd	3rd	3rd	4th
NCAA			73rd	76th	70th	24th	45th	23rd	32nd
2011	10-3	25th USA	405.7	245.4	30.1	312.9	112.9	200.8	20.4
INDY		Unranked	2nd	2nd	1st	1st	1st	2nd	32nd
NCAA		(25th)	41st	47th	42nd	13th	19th	32nd	22nd
2012	8-5	Unranked	400.4	247.2	28.7	266.1	86.9	179.2	14.0
INDY		Unranked	3rd	1st	1st	1st	1st	2nd	2nd
NCAA		(25th)	60th	50th	65th	3rd	2nd	10th	3rd

**1974 FIESTA BOWL**12/28/74 TEMPE, ARIZ. (50,878)
OKLAHOMA STATE 16, BYU 6

Oklahoma State	0	7	3	6	16
Brigham Young	6	0	0	0	6

TEAM STATISTICS	OKLA. ST.	BYU
Rushes-Yards	55-147	36-120
Passing Yards	77	181
Passes	7-18-0	15-31-3

SCORING:

BYU – Uselman 30-yard field goal
 BYU – Uselman 43-yard field goal
 OSU – Walker 12-yard run (Daigle kick)
 OSU – Daigle 42-yard field goal
 OSU – Bain 40-yard pass from Thompson (kick failed)

GAME SUMMARY:

Competing in its first post-season bowl game ever, BYU played Western Athletic Conference host to the Oklahoma State Cowboys before a crowd of 50,878. The Cougars got off to a quick start with two field goals during the first quarter before All-WAC quarterback Gary Sheide suffered a dislocated shoulder in the last moments of the quarter. He was replaced by junior reserve Mark Giles. The Cowboys took the scoring lead during the second quarter on a touchdown run around left end, giving Oklahoma State a 7-6 halftime advantage. OSU regained possession of the ball on the Cougars' 17-yard line after intercepting Giles, but the Cowboys were unable to convert on the turnover. A field goal from 32 yards out put the Cowboys in front 10-6 at the end of the third quarter. With 1:14 remaining in the game, Oklahoma State scored another touchdown on a 40-yard halfback pass to complete the scoring. The Cougars out-gained Oklahoma State in total yardage, 301-214. Giles was 11 of 26 for 138 yards. After three losses and a tie to open the season, the Cougars reeled off seven straight victories prior to the bowl game.

1976 TANGERINE BOWL12/18/76 ORLANDO, FLA. (37,812)
OKLAHOMA STATE 49, BYU 21

Oklahoma State	7	21	21	0	49
Brigham Young	0	14	0	7	21

TEAM STATISTICS	OKLA. ST.	BYU
Rushes-Yards	70-375	26-46
Passing Yards	27	209
Passes	2-10-0	23-34-4

SCORING:

OSU – Dawson 36 pass interception (Daigle kick)
 BYU – Christensen 1-yard run (Taylor kick)
 OSU – Weatherbie 2-yard run (Daigle kick)
 OSU – Miller 3-yard run (Daigle kick)
 BYU – Thompson 27-yard pass from Nielson (Taylor kick)
 OSU – Miller 78-yard run (Daigle kick)
 BYU – Lowry 102-yard kickoff return (Taylor kick)
 OSU – R. Turner 1-yard run (kick failed)
 OSU – Miller 6-yard run (Lisle pass from Weatherbie)
 OSU – Miller 1-yard run (Daigle kick)

GAME SUMMARY:

Powerful Oklahoma State, sparked by All-American Terry Miller (173 yards rushing on 23 carries), used four pass interceptions and a fumble recovery to capture the 31st annual Tangerine Bowl contest. Defensively, the Cowboys yielded only 46 yards rushing. The Cougars, however, stayed close in the first half, which ended 28-14. Dave Lowry returned the second-half kickoff 102 yards (a Tangerine Bowl record) to move the Cougars to within seven at 28-21. From there, it was all Cowboys. BYU's Gifford Nielsen completed 23 of 34 passes for 209 yards and one touchdown, but the Cougars could only roll up 255 yards to Oklahoma State's 402. BYU entered the game with a 9-2 record, while Oklahoma State came in after tying for the Big 8 title. The Cowboys missed out on the Orange Bowl because of the conference tie-breaking formula. Later, the stadium was expanded and the name changed to the Florida Citrus Bowl.

1978 HOLIDAY BOWL12/22/78 SAN DIEGO, CALIF. (52,500)
NAVY 23, BYU 16

Navy	0	3	7	13	23
Brigham Young	3	6	7	0	16

TEAM STATISTICS	NAVY	BYU
Rushes-Yards	58-214	33-74
Passing Yards	138	181
Passes	8-14-1	16-34-2

SCORING:

BYU – Johnson 33-yard field goal
 NAVY – Tata 40-yard field goal
 BYU – Chronister 10-yard pass McMahon (Johnson kick)
 BYU – McMahon 2-yard run (Johnson kick)
 NAVY – Tolbert 4-yard run (Tata kick)
 NAVY – Tata 28-yard field goal
 NAVY – McConkey 65-yard pass from Leszczynski (Tata kick)
 NAVY – Tata 27-yard field goal

GAME SUMMARY:

The inaugural Holiday Bowl pitted two teams with local drawing power, the Naval Academy and Brigham Young University. Despite chilly temperatures, the two teams engaged in a hard-hitting battle. Defense dominated the first two quarters. Brent Johnson put the Cougars on the scoreboard first with a 33-yard field goal with 8:26 left in the first quarter. But Navy's Bob Tata boomed a 40-yard field goal to tie the score at 3-3. Jim McMahon sent the Cougars ahead with a 10-yard pass to Mike Chronister, but Johnson missed the PAT. McMahon ran another in from two yards out in the third period for a 16-3 BYU lead. Navy cut the lead to 16-10 after three quarters and then tied the game on two field goals in the fourth quarter, but it was a 65-yard pass to Phil McConkey that did the Cougars in. Some 52,500 witnessed the game in person. McConkey was named Best Offensive Player and BYU's Tom Enlow won Best Defensive Player honors. Navy finished the year at 9-3, BYU at 9-4.

1979 HOLIDAY BOWL

12/21/79 SAN DIEGO, CALIF. (52,200)
INDIANA 38, BYU 37

Indiana	14	7	10	7	38
Brigham Young	14	3	17	3	37

TEAM STATISTICS	INDIANA	BYU
Rushes-Yards	59-183	30-140
Passing Yards	171	380
Passes	11-30-1	28-43-3

SCORING:

BYU – Lane 1-yard run (Johnson kick)
 IND – Stephenson 38-yard pass from Clifford (Kellog kick)
 IND – Clifford 1-yard run (Kellog kick)
 BYU – Wilson 3-yard run (Johnson kick)
 BYU – Johnson 40-yard field goal
 IND – Clifford 1-yard run (Kellog kick)
 BYU – Jones 13-yard pass from Wilson (Johnson kick)
 IND – Harkrader 1-yard run (Kellog kick)
 IND – Kellog 26-yard field goal
 BYU – Johnson 29-yard field goal
 BYU – Lane 15-yard pass from Wilson (Johnson kick)
 BYU – Johnson 28-yard field goal
 IND – Wilbur 62-yard punt return (Kellog kick)

GAME SUMMARY:

The 1979 season ended with BYU leading the nation in scoring, passing and total offense. At 11-0, the Cougars were one of the few undefeated, untied teams in the nation. Those kinds of credentials, along with its No. 9 national ranking in the UPI and AP polls made BYU the favorite over the at-large entry, Indiana. The opportunistic Hoosiers played the Cougars tough, holding a 21-17 lead at the half. BYU jumped ahead in the third quarter, 24-21, on a 13-yard pass from All-American Marc Wilson to Homer Jones. The Cougars fell behind, 31-24, but regained the lead at 34-31 on a 15-yard pass to Eric Lane. With 12:14 left to play, BYU padded the lead on the third field goal of the game by Brent Johnson. But midway through the fourth quarter, Indiana's Tim Wilbur returned a punt 62 yards to push the Hoosiers ahead 38-37. With 2:06 remaining, the Cougars moved the ball 69 yards to the Indiana 10. Then, with 11 seconds left, Johnson missed a 27-yard field goal that would have won the game. Wilson was voted the MVP on offense (28 of 43 for 380 yards) and Indiana's Wilbur won the honor for defense. Clay Brown caught nine passes for 142 yards. Lane grabbed nine passes for 79 yards and also scored a rushing touchdown. Jones scored a touchdown and had 126 yards on seven kickoff returns.

1980 HOLIDAY BOWL

12/19/80 SAN DIEGO, CALIF. (50,200)
BYU 46, SOUTHERN METHODIST 45

Brigham Young	7	6	6	27	46
Southern Methodist	19	10	9	7	45

TEAM STATISTICS	SMU	BYU
Rushes-Yards	66-393	24-(-2)
Passing Yards	53	446
Passes	6-11-0	32-49-1

SCORING:

SMU – Dickerson 15-yard run (Garcia kick)
 SMU – James 45-yard run (Garcia kick)
 SMU – Safety
 SMU – Garcia 42-yard field goal
 BYU – Brown 64-yard pass from McMahon (Gunther kick)
 SMU – James 3-yard pass from McIlhenny (Garcia kick)
 SMU – Garcia 44-yard field goal
 BYU – Sikahema 83-yard punt return (pass failed)
 SMU – Dickerson 1-yard run (pass failed)
 BYU – Brown 13-yard pass from McMahon (pass failed)
 SMU – Garcia 42-yard field goal
 BYU – Phillips 1-yard run (pass failed)
 SMU – James 42-yard run (Garcia kick)
 BYU – Braga 15-yard pass from McMahon (Pass failed)
 BYU – Phillips 1-yard run (pass to Phillips)
 BYU – Brown 41-yard pass from McMahon (Gunther kick)

GAME SUMMARY:

One observer said the 1980 Holiday Bowl was actually two ball games--a contest which lasted most of four quarters and another of four minutes duration. SMU controlled the "first game," leaving the Cougars behind 20 points with only minutes remaining. Unfortunately, many fans either turned off their TV sets or left the stadium in San Diego before the "second game" began. In the final four minutes, BYU surged to a stunning 46-45 win. For 56 minutes the Mustangs taught the Cougars a lesson in running the football. The Mustangs' two great running backs, Craig James and Eric Dickerson, rushed for a combined total of 335 yards. With 4:07 remaining in the game, SMU scored to go ahead, 45-25. From there the Cougars connected on a TD pass, recovered an on-side kick, scored on a one-yard run by Scott Phillips, and blocked a punt. Finally, with three seconds left on the clock, Jim McMahon connected on a "Hail Mary" pass of 41 yards to Clay Brown. With the score tied, Kurt Gunther kicked the extra point to send BYU fans streaming onto the field. McMahon was 32 of 49 passes for 446 yards. It may have been the most exciting bowl game ever, with the Cougars getting 21 points in the final 2:33. Ironically, four passes on conversion attempts had failed before McMahon hit Phillips after the next-to-last touchdown to cut a 45-31 deficit to 45-39 and put the Cougars in a position to win the game with one more score. The 50-yard drive was set up when Todd Shell recovered a Brent Johnson on-side-kick at midfield. SMU got the ball back with 1:57 but had to punt. The kick was blocked by defensive back Bill Schoepflin and recovered by the SMU punter, Eric Kaifes, with 13 seconds left. McMahon threw one incomplete pass intended for Brown and another for Lloyd Jones before unleashing the famous pass to Brown in the end zone with no time left on the clock.

**1981 HOLIDAY BOWL**

12/18/81 SAN DIEGO CALIF. (52,419)
BYU 38, WASHINGTON STATE 36

Brigham Young	7	17	7	7	38
Washington St.	0	7	21	8	36

TEAM STATISTICS	WASH. ST.	BYU
Rushes-Yards	53-245	32-69
Passing Yards	106	368
Passes	8-25-2	28-44-0

SCORING:

BYU – Plater 35-yd pass fr. McMahon (Gunther kick)
 BYU – Hudson 7-yd pass fr. McMahon (Gunther kick)
 WSU – Turner 2-yd run (Leland kick)
 BYU – Gunther 20-yd field goal
 BYU – Hamilton 1-yd run (Gunther kick)
 BYU – Holmoe 35-yd interception return (Gunther kick)
 WSU – Lavomme 18-yd run (Beech pass)
 WSU – Williams 5-yd run (pass failed)
 WSU – Turner 13-yd run (Leland kick)
 BYU – Pettis 11-yd pass fr. McMahon (Gunther kick)
 WSU – Martin 1-yd run (Turner run)

GAME SUMMARY:

The 1981 edition of the Holiday Bowl fit the mold of its predecessors. This time it was the Cougars of BYU versus the Cougars of Washington State, playing before a crowd of 52,419. BYU held a 24-7 lead at halftime, then pushed the score to 31-7 as Tom Holmoe intercepted a pass and returned it 35 yards to give the WAC champions a comfortable edge. As the second half progressed, it appeared BYU would be the come-from-behind victim in this one. With only 59 seconds left in the third quarter, Washington State scored to make it 31-28. But Jim McMahon took over moving BYU 82 yards for a score to stretch the lead to 38-28. Statistically, it was a typical McMahon game, 27 of 43 with no interceptions and three touchdowns. Tight end Gordon Hudson had an excellent game, collecting seven catches for 126 yards and a touchdown. Dan Plater also caught a touchdown pass and Waymon Hamilton scored on the ground. Washington State quarterbacks Clete Casper and Ricky Turner completed only eight passes for 106 yards but Turner had 82 yards rushing while Don LaBomme had 79. Each team scored five touchdowns, so the difference actually came midway through the second quarter when Kurt Gunther connected on a 20-yard field goal after a BYU drive stalled on the Washington State three.

1982 HOLIDAY BOWL

12/17/82 SAN DIEGO CALIF. (52,533)
OHIO STATE 47, BYU 17

Ohio State	3	14	17	13	47
Brigham Young	0	10	0	7	17

TEAM STATISTICS	OHIO ST.	BYU
Rushes-Yards	66-329	18-60
Passing Yards	132	352
Passes	11-19-0	28-46-1

SCORING:

OSU – Spangler 47-yard field goal
 BYU – Balholm 7-yard pass from Young (Gunther kick)
 OSU – Spencer 61-yard run (Spangler kick)
 OSU – Tomzak 3-yard run (Spangler kick)
 BYU – Gunther 39-yard field goal
 OSU – Broadnax 1-yard run (Spangler kick)
 OSU – Spencer 18-yard run (Spangler kick)
 OSU – Spangler 37-yard field goal
 OSU – Gayle 1-yard run (Spangler kick)
 BYU – Hudson 13-yard pass from Young (Gunther kick)
 OSU – Gayle 5-yard run (kick failed)

GAME SUMMARY:

The Cougars had their two-game Holiday Bowl win streak snapped by Ohio State, 47-17. BYU's bubble burst at the outset of the third quarter, when the Buckeyes reeled off 17 unanswered points. Tim Spencer blew through the Cougar defense for 167 yards, including a record-setting 61-yard touchdown run in the second quarter that put Ohio State up, 10-7. Steve Young completed 27 of 45 passes for 341 yards, but BYU had a tough time getting into the end zone. The Cougars turned the ball over to Ohio State three times inside the 30 and saw the Buckeyes convert each turnover into a score. The Cougars took the lead early in the second quarter with a seven-yard strike to Neil Balholm. But Spencer's long gallop and a blocked punt put the Buckeyes up, 17-10, at halftime. Big fullback Vaughn Broadnax scored on the opening drive of the second half, and on the next play, Young was intercepted and Spencer ran 18 yards to put Ohio State in control for good. BYU's only other score came midway through the fourth quarter when Gordon Hudson caught a 13-yard pass. Ohio State quarterback Mike Tomzak had only 132 yards passing and no touchdowns, but his fleet of running backs scored six times on the ground. Ten different BYU players caught passes, led by Hudson with seven receptions for 81 yards and Balholm with 58 yards receiving.

1983 HOLIDAY BOWL
12/23/83 SAN DIEGO, CALIF. (51,480)
BYU 21, MISSOURI 17

Brigham Young	0	7	7	7	21
Missouri	7	3	0	7	17

TEAM STATISTICS	MISSOURI	BYU
Rushes-Yards	64-252	25-42
Passing Yards	86	328
Passes	7-16-2	25-37-3

SCORING:

MO — Drain 2-yard run (Burditt kick)
 BYU — Young 10-yard run (Johnson kick)
 MO — Burditt 37-yard field goal
 BYU — Stinnett 33-yard pass from Young (Johnson kick)
 MO — Drain 2-yard run (Burditt kick)
 BYU — Young 14-yard pass from Stinnett (Johnson kick)

GAME SUMMARY:

Yet another chapter was added to the saga of impossible, thrilling Holiday Bowl finishes when BYU defeated Missouri, 21-17. The game was billed as a classic matchup between Missouri's stubborn defense and BYU's explosive offense, led by quarterback Steve Young. Missouri held BYU to just 167 yards and seven points in the first half, while BYU's defense allowed the Tigers only 157 yards and 10 points. Missouri got its first-half points on a two-yard run by Eric Drain and a 37-yard field goal by Brad Burditt. BYU's touchdown came on a 10-yard quarterback draw by Young. In the second half, Young hit Eddie Stinnett with a 33-yard touchdown pass. But Missouri came right back with another two-yard plunge by Drain. A valiant goal-line stand by BYU gave the Cougars the ball on the six-yard-line with 3:57 left in the game. Led by Young, the Cougars moved down the field to the Missouri 15 with under a minute to play. On first-and-10 at the Tigers' 15, Young handed to Stinnett, who faked a sweep right and threw back across the field to Young. The Stinnett pass barely cleared the outstretched hands of Missouri's Bobby Bell allowing Young to gather it in and scramble 15 yards to the end zone. The PAT gave BYU a 21-17 lead with 23 seconds left. Kyle Morrell intercepted a Missouri desperation pass at the BYU two-yard line and returned it to the 17 to seal the win.

1984 HOLIDAY BOWL
12/21/84 SAN DIEGO, CALIF. (61,243)
BYU 24, MICHIGAN 17

Brigham Young	0	10	0	14	24
Michigan	0	7	7	3	17

TEAM STATISTICS	MICHIGAN	BYU
Rushes-Yards	49-120	27-112
Passing Yards	82	371
Passes	7-15-1	35-49-3

SCORING:

BYU — Smith 5-yard run (Johnson kick)
 UM — Rogers 5-yard run (Bergeron kick)
 BYU — Johnson 31-yard field goal
 UM — Perryman 10-yard pass from Zurbrugg (Bergeron kick)
 UM — Bergeron 32-yard field goal
 BYU — Kozlowski 7-yard pass from Bosco (Johnson kick)
 BYU — Smith 13-yard pass from Bosco (Johnson kick)

GAME SUMMARY:

Holiday Bowl VII lived up to all the glamour and excitement of the previous six bowls, plus it had a new dimension--national championship luster--thanks to BYU's undefeated, untied season and No. 1 ranking. The 24-17 Cougar victory marked the first time in years that a non-New Year's Day bowl game determined the national championship. The contest was played in typical Holiday Bowl fashion. After a scoreless first quarter in which Cougar quarterback Robbie Bosco was forced to the sideline with an injured knee and ankle, the game began to develop drama. BYU scored first with 8:37 left in the first half on a five-yard run by Kelly Smith. The touchdown was set up when a limping Bosco returned to the lineup and engineered an 80-yard drive. The Wolverines responded by putting together an 80-yard scoring drive of their own, culminating on Rick Rogers' five-yard touchdown run up the middle. The PAT tied the score at seven. The tie was short-lived however, as a 31-yard field goal by Lee Johnson with time running out in the first half gave BYU a 10-7 lead at the break. Midway through the third period, Michigan went on top for the first time at 14-10 on a 10-yard scoring strike from Bob Zurbrugg to Bob Perryman. The Wolverines added to their lead when Bob Bergeron nailed a 32-yard field goal to make the Michigan lead 17-10 with 14:14 to play. The Cougar offense then produced an 80-yard drive that culminated with a seven-yard Bosco-to-Glen Kozlowski touchdown pass to tie the game at 17 with 10:51 to go. Bosco's 13-yard scoring toss to Smith with 1:23 remaining made it 24-17. Two plays later Marv Allen intercepted a pass to clinch a 13-0 season and the Cougars' first-ever national championship. David Mills finished with 11 catches for 103 yards receiving and Smith had 10 for 88. Lakei Heimuli led BYU with 82 yards rushing while Bob Perryman had 110 for Michigan.

**1985 CITRUS BOWL**

12/28/85 ORLANDO, FLA. (50,920)
OHIO STATE 10, BYU 7

Ohio State	0	3	7	0	10
Brigham Young	0	7	0	0	7

TEAM STATISTICS	OHIO ST.	BYU
Rushes-Yards	42-133	22-88
Passing Yards	196	261
Passes	19-36-0	26-50-4

SCORING:

OSU – Spangler 47-yard field goal

BYU – Miles 38 yard pass from Bosco (Webster kick)

OSU – Kolic 14 pass interception (Spangler kick)

GAME SUMMARY:

In what promised to be an offensive showdown between pass-happy BYU (11-2) and rough and tumble Ohio State (8-3), two of the nation's top defenses took center stage. In fact, the game's only touchdowns were produced by a noseguard on an interception and a reserve wide receiver on a broken play. Buckeye kicker Rich Spangler tallied the first points of the game with a 47-yard field goal early in the second quarter to give Ohio State a 3-0 lead. BYU attempted to answer with a long drive of its own, only to come away empty after Vai Sikahema fumbled on an apparent touchdown plunge. Before the first half ended, quarterback Robbie Bosco rolled left, whirled right and found wide receiver David Miles on a 38-yard strike to give the Cougars a 7-3 halftime lead. In the second half, Ohio State noseguard Larry Kolic intercepted Bosco and took it in for a touchdown to give the Buckeyes a 10-7 lead. Leon White and Kyle Whittingham recovered fumbles but Kolic got another interception and Terry White intercepted two in the end zone to stop BYU threats—one with 3:38 to play and again with three seconds left. Ohio State was the benefactor of six Cougar turnovers, and the Buckeyes went home the victor. Mark Bellini had 89 yards receiving while Lakei Heimuli added 10 receptions for 77 yards.

1986 FREEDOM BOWL

12/30/86 ANAHEIM, CALIF. (55,422)
UCLA 31, BYU 10

UCLA	7	0	17	7	31
Brigham Young	3	0	0	7	10

TEAM STATISTICS	UCLA	BYU
Rushes-Yards	49-423	43-73
Passing Yards	95	221
Passes	8-21-1	25-43-3

SCORING:

BYU – Chitty 32-yard field goal

UCLA – Green 3-yard run (Franey kick)

UCLA – Green 1-yard run (Franey kick)

UCLA – Franey 49-yard field goal

UCLA – Green 79-yard run (Franey kick)

UCLA – Dorrell 13-yard pass from Green (Franey kick)

BYU – Hansen 3-yard run (Chitty kick)

GAME SUMMARY:

Although BYU failed to win the WAC title, the Cougars kept alive an impressive streak of nine bowl appearances in a row by being invited to the third annual Freedom Bowl. There they met familiar foe UCLA. The two teams had met in 1985 when the Bruins came from behind to win a tough game in Provo, 27-24. The Freedom Bowl, however, proved different as UCLA outstanding running back Gaston Green broke open a close game in the third quarter and the Bruins went on to win 31-10. Green finished with 266 yards on 33 carries. The first half was all defense as the two teams punted nine times in the first 30 minutes. BYU struck first when linebacker Andy Katoa recovered a UCLA fumble at the Bruin 47 and Leonard Chitty put the Cougars ahead 3-0 with a 32-yard field goal. UCLA stormed ahead to stay with a 71-yard touchdown drive highlighted by a 49-yard run on a reverse by Bruin receiver Karl Dorrell. From then on, it was UCLA most of the way. Cougar quarterbacks Bob Jensen and Mike Young managed to pass for over 200 yards, but UCLA and Green did most of the damage. Costly injuries to standouts Mark Bellini and Katoa hindered the Cougar effort, but Outland Trophy winner Jason Buck turned in another strong effort.

1987 ALL-AMERICAN BOWL

12/22/87 BIRMINGHAM, ALA. (37,000)
VIRGINIA 22, BYU 16

Virginia	7	7	0	8	22
Brigham Young	3	0	6	7	16

TEAM STATISTICS VIRGINIA

Rushes-Yards	4	3-187	26-95
Passing Yards		162	394
Passes	10-19-2		37-61-1

SCORING:

BYU – Chitty 20-yard field goal
 UVA – Secules 2-yd run (Inderlied kick)
 UVA – Morgan 25-yd run (Inderlied kick)
 BYU – Whittingham 8-yd run (pass failed)
 UVA – Ford 22-yd pass from Secules (Wilson pass)
 BYU – Whittingham 1-yd pass from Covey (Chitty kick)

GAME SUMMARY:

The 11th annual All-American Bowl began with temperatures in the 40s and BYU never warmed up. The Cougars' 10th consecutive bowl appearance included several records, but BYU lost 22-16 in its first-ever meeting with Virginia. Sean Covey attempted 61 passes, David Miles had 188 yards in receptions and Pat Thompson only punted once, but BYU fell short several times. Darren Handley, BYU's leading receiver, dropped a touchdown pass in the first quarter before BYU settled for a 20-yard field goal by Leonard Chitty. However, Chitty, who set a season best for field goals (18) and consecutive PATs (29), missed from 51 and 47 yards as Virginia took a 14-3 lead into the intermission. BYU got to the Virginia two-yard-line midway through the third quarter only to have a fourth-down pass tipped away. Later, Freddie Whittingham scampers eight yards to cut the lead to 14-9 at the end of the third quarter. Virginia, led by quarterback Scott Secules, the game's MVP, made a crucial 76-yard drive to go ahead 22-9 with 11 minutes left. Then, BYU went the same distance to score on a one-yard pass to Whittingham with seven minutes remaining. But that was as close as the Cougars would get. Ironically, nine years earlier on the same date Virginia coach George Welsh was head coach of Navy, which beat BYU 23-16 in the inaugural Holiday Bowl.

1988 FREEDOM BOWL

12/29/88 ANAHEIM, CALIF. (35,941)
BYU 20, COLORADO 17

Brigham Young	7	0	7	6	20
Colorado	7	7	0	3	17

TEAM STATISTICS COLORADO

Rushes-Yards	60-273	42-152
Passing Yards	64	168
Passes	5-16-2	15-28-1

SCORING:

COL – Bieniemy 1-yard run (Blottiaux kick)
 BYU – Salido 19-yard pass from Covey (Chaffetz kick)
 COL – Bieniemy 1-yard run (Blottiaux kick)
 BYU – Cutler 14-yard pass from Detmer (Chaffetz kick)
 COL – Blottiaux 19-yard field goal
 BYU – Chaffetz 31-yard field goal
 BYU – Chaffetz 35-yard field goal

GAME SUMMARY:

A star was born in the fifth annual Freedom Bowl when Ty Detmer came off the bench to earn MVP honors while leading the Cougars to an upset victory over Colorado. Cool weather didn't hamper diminutive Eric Bieniemy, who rushed 33 times for 144 yards and two touchdowns. But his heroics couldn't offset Detmer's 11 for 19 and 129 yards in the second half. Scott Peterson made an interception to set up the game-winning field goal. It was an exciting contest for the 35,941 fans (49,694 tickets were sold) in attendance. A fumble at midfield led to the Buffaloes' first score, before Sean Covey found Mike Salido to tie the score. An interception in the end zone stopped a BYU drive early in the second quarter as the Cougars trailed at the half, 14-7. A Detmer to Chuck Cutler pass tied the game in the third quarter but Colorado took a 17-14 lead early in the final quarter. BYU then moved from its own four to the Buffalo 14 and tied the game with 4:11 left on a 31-yarder by Chaffetz. Three plays later, Peterson's interception and a 15-yard penalty put the ball at the Colorado 32. With 2:33 left, Chaffetz booted a 35-yarder for the victory. Halfback Matt Bellini carried eight times for 78 yards and caught four passes for 41 yards.



1989 HOLIDAY BOWL

12/29/89 SAN DIEGO, CALIF. (61,113)
PENN STATE 50, BYU 39

Penn State	3	9	17	21	50
Brigham Young	3	10	13	13	39

TEAM STATISTICS	PENN. ST.	BYU
Rushes-Yards	54-249	23-75
Passing Yards	215	576
Passes	11-21-14	2-59-2

SCORING:

PSU – Tarasi 30-yard field goal
BYU – Chaffetz 20-yard field goal
PSU – Smith 24-yard pass from Sacca (kick failed)
BYU – Detmer 1-yard run (Chaffetz kick)
PSU – Tarasi 36-yard field goal
BYU – Chaffetz 22-yard field goal
PSU – Tarasi 51-yard field goal
PSU – Thompson 16-yard run (Tarasi kick)
BYU – Detmer 1-yard run (kick failed)
PSU – Thompson 14-yard run (Tarasi kick)
BYU – Boyce 12-yard pass from Detmer (Chaffetz kick)
PSU – Thomas 7-yard run (run failed)
PSU – Daniels 52-yard pass from Sacca (pass failed)
BYU – Whittingham 10-yard run (Chaffetz kick)
BYU – Nyberg 3-yard pass from Detmer (pass failed)
PSU – Collins 2-point conversion interception return
PSU – Brown 53 fumble return (kick)

GAME SUMMARY:

Two unusual plays late in the game kept BYU from downing Penn State and offset 576 yards passing by Ty Detmer—the highest total ever in a bowl game. For his effort, and thanks to blocking from Outland Trophy winner Mohammed Elewonibi, Detmer had the rare privilege of sharing MVP honors despite playing on the losing team. BYU, which trailed 41-26 with nine and a half minutes remaining, scored twice to cut the lead to 41-39 with 2:30 to play. The Cougars went for a two-point conversion to tie the game, but Detmer's pass was intercepted in the end zone by Penn State linebacker Andre Collins and returned 102 yards for two points. Down 43-39, the Cougars, led by Bob Davis, forced the Lions to punt, giving BYU the ball on its own 12 with two minutes left. Passes to Brent Nyberg, Matt Bellini, Chris Smith and Andy Boyce moved the ball to the Penn State 38 with a minute left to play. Then, what appeared to be a sack by Penn State safety Gary Brown turned into a score for the Nittany Lions. Brown stripped the ball from Detmer at the Penn State 47 and raced 53 yards for the touchdown. Penn State finished the season ranked 14th by UPI and 15th by AP and CNN/USA Today. BYU was 18th in the UPI poll and 22nd in the others.

1990 HOLIDAY BOWL

12/29/90 SAN DIEGO, CALIF. (61,441)
TEXAS A&M 65, BYU 14

Texas A&M	14	23	7	21	65
Brigham Young	7	0	7	0	14

TEAM STATISTICS	TEXAS A&M	BYU
Rushes-Yards	64-356	21-(-12)
Passing Yards	324	197
Passes	16-18-0	15-32-1

SCORING:

TAM – R. Wilson 1-yard run (Talbot kick)
BYU – C. Smith 8-yard pass from Detmer (kick)
TAM – D. Lewis 6-yard run (Talbot kick)
TAM – Richardson 6-yard run (kick)
TAM – Safety
TAM – Richardson 22 pass from D. Lewis (kick)
TAM – Garrett 6-yard pass from Richardson (Talbot kick)
BYU – Clark 1-yard pass from Evans (kick)
TAM – Richardson 27-yard run (kick)
TAM – D. Lewis 3-yard run (Talbot kick)
TAM – Paterson 14-yard pass from Pavlas (kick)
TAM – Kralh 9-yard pass from Pavlas (Talbot kick)

GAME SUMMARY:

Led by quarterback Bucky Richardson and All-America running back Darren Lewis, underdog Texas A&M was out to show it belonged among the nation's elite. The Cougars entered the game beat up. Defensive backs Tony Crutchfield and Norm Dixon weren't able to suit up and Heisman Trophy winner Ty Detmer was playing with a slight separation in his non-throwing shoulder. The second-largest Holiday Bowl crowd ever (61,441) watched the Aggies march 80 yards in 13 plays to take a 7-0 lead. The Cougars tied the score on an eight-yard Detmer-to-Chris Smith touchdown pass, but after that, the game was all Texas A&M. The Aggies went on to score 23 points in the second quarter en route to a 37-7 half-time lead. With the game out of hand, the big story was William Thomas' crunching sack that separated Detmer's throwing shoulder and put him out of the game early in the third quarter. The Aggies continued to dominate by racking up nearly 200 yards rushing in the second half. Texas A&M's Richardson would go on to be named Offensive Player of the Game by piling up 344 yards in total offense. Thomas was named the top defensive player. BYU finished the season ranked 17th by UPI, 20th by CNN/USA Today and 22nd by AP. BYU had been as high as fourth prior to its first loss.

1991 HOLIDAY BOWL

12/30/91 SAN DIEGO, CALIF. (60,646)
BYU 13, IOWA 13

Brigham Young	0	6	0	7	13
Iowa	6	7	0	0	13

TEAM STATISTICS	IOWA	BYU
Rushes-Yards	33-125	33-80
Passing Yards	221	350
Passes	19-28-1	29-44-1

SCORING:

Iowa – Saunders 13-yard run (kick failed)
Iowa – Saunders 5-yard run (Skillett kick)
BYU – Tuipulotu 9-yard pass from Detmer (kick failed)
BYU – Anderson 26-yard pass from Detmer (kick)

GAME SUMMARY:

A tipped pass that was picked off in the end zone with less than 30 seconds remaining stifled BYU's hopes of knocking off seventh-ranked Iowa in the 14th annual Holiday Bowl. Ty Detmer turned in another great performance in his last appearance as a Cougar, passing for 350 yards and two touchdowns against a team that led the Big 10 in defense and sacks. Quarterback Matt Rodgers led Iowa on a 74-yard scoring march on the game's opening drive. The Hawkeyes also scored on another long drive in the second quarter. Down 13-0, BYU finally got things rolling. Starting on the BYU 22, Detmer connected on five of six passes to move the Cougars to the Iowa nine. From there, he found fullback Peter Tuipulotu for the touchdown. The PAT failed and the halftime score was 13-6. BYU opened the fourth with an 87-yard drive that culminated with a Detmer-to-Tyler Anderson touchdown from 29 yards out. Earl Kauffman connected on the PAT to tie the score at 13. Each team threatened to score late in the fourth quarter. Iowa missed a 40-yard field goal with 4:19 left. On the game's final drive the Cougars moved inside the Iowa 20 with 33 seconds left to play, but Detmer's pass to tight end Byron Rex was tipped and picked off by Hawkeye safety Carlos James in the end zone to preserve the tie. Josh Arnold of BYU earned defensive MVP honors as BYU finished the season ranked 23rd in the AP and CNN/USA Today polls. Iowa was 10th in both polls.

1992 ALOHA BOWL

12/25/92 HONOLULU, HAWAII (42,933)
KANSAS 23, BYU 20

Kansas	9	3	0	11	23
Brigham Young	7	7	6	0	20

TEAM STATISTICS	KANSAS	BYU
Rushes-Yards	49-172	32-142
Passing Yards	200	262
Passes	12-24-0	15-31-1

SCORING:

BYU — Heimuli 94-yard kickoff return (Lauder kick)
 KU — Harris 74-yard pass from Gay (Eichloff kick)
 KU — Safety, Stubblefield
 BYU — Willis 29-yard run (Lauder kick)
 KU — Eichloff 42-yard field goal
 BYU — Sterling 10-yard pass from Young (pass failed)
 KU — Hilleary 1-yard run (Hilleary run)
 KU — Eichloff 48-yard field goal

GAME SUMMARY:

Kansas kicker Dan Eichloff booted a 48-yard field goal with 2:57 left to play, giving the Jayhawks a victory over BYU, the WAC tri-champion. Tom Young, who completed 15 of 31 passes for 262 yards in his first varsity start, was named Most Valuable Player for BYU. Tackle Dana Stubblefield, who had three of the six sacks on Young, won the honor for Kansas. Young had been pressed into action when Ryan Hancock suffered knee ligament damage against Utah in the final regular-season game. The Cougars took an early lead when Hema Heimuli scrambled 94 yards on the opening kickoff for a score. Kansas tied the game two plays later when wide receiver Matt Gay threw a 74-yard touchdown pass to tight end Rodney Harris. BYU took a 14-9 lead in the second quarter when Jamal Willis ran 29 yards for a score. Eichloff then cut the halftime score to 14-12 with a 42-yard field goal. But the kicking game would prove the downfall as the Cougars missed a 36-yard field goal in the first quarter as well as a 31-yarder and misplayed an extra point attempt in the third quarter. Young threw 10 yards to Otis Sterling for the only score of the third quarter. Kansas quarterback Chip Hilleary then tied the game by directing a 75-yard drive in a minute and a half, scoring the touchdown and then running for a two-point conversion.

1993 HOLIDAY BOWL

12/30/93 SAN DIEGO, CALIF. (52,108)
OHIO STATE 28, BYU 21

Ohio State	14	7	7	0	28
Brigham Young	7	14	0	0	21

TEAM STATISTICS	OHIO ST.	BYU
Rushes-Yards	56-330	26-50
Passing Yards	61	389
Passes	6-13-0	25-44-1

SCORING:

OSU — Patillo 4-yard punt return
 BYU — Willis 27-yard pass from Walsh (Herrick kick)
 OSU — Harris 2-yard run (Williams kick)
 OSU — Harris 2-yard run (Williams kick)
 BYU — Lewis 8-yard pass from Walsh (Herrick kick)
 BYU — Doman 27-yard pass from Walsh (Herrick kick)
 OSU — Harris 1-yard run (Williams kick)

GAME SUMMARY:

The Cougars took Big 10 Co-Champion Ohio State to the wire at the 16th annual Holiday Bowl and came up just short. BYU had four downs and 32 seconds to tie or win the game from the OSU six-yard line, but four straight John Walsh passes into the end zone fell to the ground and OSU slipped away with the win. BYU got to the Ohio State six, 14, 22-yard lines in the second half without scoring. Meanwhile, Raymont Harris, OSU's senior halfback, battered the BYU defense all night long, scoring three touchdowns on his way to a record 235 yards rushing. Despite Harris' rushing, the Cougars managed to go into the halftime break tied at 21. Chad Lewis made a spectacular one-handed touchdown grab in the corner of the end zone to bail the Cougars out of a fourth-and-eight situation. After Harris' short touchdown run late in the third, BYU and OSU traded possessions until late into the fourth quarter. After forcing a rare Buckeye punt, BYU got the ball back on its own 42 with 43 seconds left. On first down, Walsh hooked up with senior co-captain Eric Drage who ran away from Buckeye defenders and advanced the ball 52 yards to the OSU six-yard line. Walsh had 389 yards and fullback Kalin Hall rushed for 42 yards on 11 carries. Tyler Anderson returned five kicks for 145 yards, including an exciting 45-yarder. Harris and Walsh shared MVP honors.

1994 COPPER BOWL

12/29/94 TUCSON, ARIZ. (45,122)
BYU 31, OKLAHOMA 6

Brigham Young	7	10	7	7	31
Oklahoma	0	0	0	6	6

TEAM STATISTICS	OKLAHOMA	BYU
Rushes-Yards	33-72	33-71
Passing Yards	163	485
Passes	13-30-1	32-46-0

SCORING:

BYU — Doman 7-yard pass from Walsh (Lauder kick)
 BYU — Lauder 22-yard field goal
 BYU — Johnston 25-yard pass from Walsh (Lauder kick)
 BYU — Johnston 4-yard pass from Walsh (Lauder kick)
 OK — Moore 2-yard run (Kick failed)
 BYU — Doman 28-yard pass from Walsh (Lauder kick)

GAME SUMMARY:

BYU fans celebrated the New Year early as the Cougars dominated Oklahoma and ended its five-year winning drought in bowl games. Quarterback John Walsh and the offense clicked on all cylinders and the Cougars' defense was dominating throughout the ESPN telecast. Walsh threw a seven-yard TD pass to Bryce Doman in the first quarter and had a 25-yard pass to Mike Johnston in the second quarter. A four-yard scoring pass to Johnston in the third quarter and a 28-yard touchdown pass to Doman in the fourth quarter vaulted Walsh's stats to 454 yards and four touchdowns on 31 of 45 passes with no interceptions against the Sooner defense which had held national champion Nebraska to 13 points. BYU's defense was dominating as it held Oklahoma to just 72 yards rushing and 163 yards passing—most of those in the last quarter. The Sooners did not cross midfield until their ninth possession on the second-to-last play of the third quarter. Jamal Willis caught seven passes for 103 yards and was chosen Offensive Player of the Game. Walsh was named MVP in what would be his final game at BYU. BYU finished 10th in the CNN/USA Today poll and 18th in the Associated Press poll.

**1996 COTTON BOWL**

1/1/97 DALLAS, TEXAS (71,928)
BYU 19, KANSAS STATE 15

Brigham Young	5	0	0	14	19
Kansas State	0	8	7	0	15

TEAM STATISTICS KANSAS ST.			BYU
Rushes-Yards	32-41		36-59
Passing Yards	233		291
Passes	14-28-2		21-36-1

SCORING:

BYU – Muirbrook safety

BYU – Pochman 39-yard field goal

KSU – Anderson 41-yard pass from Kavanagh (Lawrence run)

KSU – Lockett 72-yard pass from Kavanagh (Rheem kick)

BYU – Dye 32-yard pass from Sarkisian (Pochman kick)

BYU – Kealaluhi 28-yard pass from Sarkisian (Pochman kick)

GAME SUMMARY:

BYU assumed the nation's longest winning streak with a come-from-behind 19-15 victory in the 61st annual Cotton Bowl. It was the first New Year's Day appearance for both 14th-ranked Kansas State and fifth-ranked BYU. More than 40,000-purple clad Kansas State supporters out-numbered the 15,000 Cougar patrons as 71,928 fans filled the Cotton Bowl. BYU got on the board first with a safety, then turned the ensuing punt into a field goal to lead 5-0 in the first quarter. The safety came when linebacker Shay Muirbrook, the game's defensive MVP, collected one of his six sacks. Kansas State took a half-time lead with a 41-yard "Hail Mary" pass and a successful two-point conversion with no time left on the clock. The Wildcats increased the lead to 15-5 in the third quarter when offensive co-MVP Kevin Lockett caught a 72-yard TD. Fueled by consecutive controversial interference no-calls, quarterback Steve Sarkisian engineered two fourth-quarter drives capped by touchdown passes of 32-yards to James Dye and 28-yards to K.O. Kealaluhi. Sarkisian, an offensive co-MVP, completed 21 passes to tie a Cotton Bowl record held by Roger Staubach of Navy. KSU drove the length of the field before Cougar cornerback Omarr Morgan juggled an interception from a Wildcat slant pattern at the 12 yard line to secure the game.



Omarr Morgan's fourth quarter interception sealed a BYU victory over Kansas State and an eventual top-5 national ranking in 1996.

1998 LIBERTY BOWL

12/21/98 MEMPHIS, TENN. (52,192)
TULANE 41, BYU 27

Brigham Young	6	0	0	21	27
Tulane	10	10	14	7	41

TEAM STATISTICS TULANE			BYU
Rushes-Yards	41-252		25-54
Passing Yards	276		267
Passes	23-38-0		27-44-1

SCORING:

BYU – Horton 11-yard pass from Feterik (kick failed)

TUL – Palazzo 31-yard field goal

TUL – Jordan 79-yard interception return (Palazzo kick)

TUL – King 3-yard run (Palazzo kick)

TUL – Palazzo 23-yard field goal

TUL – Cook 60-yard pass from King (Palazzo kick)

TUL – Dartez 13-yard pass from King (Palazzo kick)

BYU – Cupp 3-yard run (Pochman kick)

TUL – Converse 5-yard run (Palazzo kick)

BYU – Cupp 18-yard pass from Feterik (Pochman kick)

BYU – Mahe 3-yard run (Pochman kick)

GAME SUMMARY:

In BYU's first ever appearance at the Liberty Bowl, the Cougars ran into tenth-ranked Tulane that entered the New Year's Eve game with a perfect season record. The Cougars struck first on an 11-yard pass from Kevin Feterik to receiver Ben Horton. Tulane would score 20 unanswered points in the first half. With just 41 seconds remaining in the half, BYU looked to put an end to the Green Wave momentum, but came up short as Feterik was sacked by Phil Henderson for a 10-yard loss to end the half. Things didn't get much better for the Cougars in the second half, as Tulane scored its third touchdown of the game on the opening drive of the half. On its next possession, the Green Wave would strike again on a 13-yard pass from King to Jamaican Dartez to give Tulane a 34-6 lead with just over seven minutes remaining in the third quarter. On its first drive of the final period, BYU scored for the first time since the 8:49 mark in the first half on an Aaron Cupp three-yard run. Trailing by 28 midway through the fourth quarter, BYU finally crossed the Tulane 20-yard line for the first time since the first half and went on to score 14 unanswered points before time expired.

1999 MOTOR CITY BOWL

12/27/99 DETROIT, MICH. (44,863)
MARSHALL 21, BYU 3

Brigham Young	3	0	0	0	3
Marshall	0	7	7	7	21

TEAM STATISTICS MARSHALL BYU

Rushes-Yards	31-147	30-(-16)
Passing Yards	207	220
Passes	17-28-1	16-29-2

SCORING:

BYU – Pochman 28-yard field goal

MU – Chapman 30-yard pass

Pennington (Malashevich kick)

MU – Chapman 87-yard run (Malashevich kick)

MU – Chapman 1-yard run (Malashevich kick)

GAME SUMMARY:

BYU squared off against Marshall in the first meeting between the two schools at the Cougars' first-ever appearance in the third annual Motor City Bowl. The Cougars scored first on a field goal by Owen Pochman with 1:58 remaining in the first quarter. That score was set up by a pair of 20-plus yard receptions by Donny Atuaia and Jonathan Pittman. In the second quarter, Marshall drove the ball down to the BYU five-yard line, but failed to convert as a 22-yard field goal attempt by Billy Malashevich missed wide to the right. On the Herd's next possession, Chad Pennington put Marshall on the board with a 30-yard touchdown pass to Doug Chapman. On BYU's ensuing drive, Feterik connected with Margin Hooks for a 67-yard pass play that took the Cougars all the way to the nine-yard line. However, the Cougars couldn't capitalize inside the red zone and Feterik suffered a collarbone injury off a blind-side corner blitz. Pochman, who had connected on 18 of 25 attempts in the regular season, missed wide left on his field goal attempt. Feterik attempted to play in the second half, but left the game midway in the third quarter when freshman Bret Engemann took the QB controls. Just before the end of the third quarter, Marshall struck a big play when Chapman rushed 87 yards for a touchdown. To cap off his MVP performance, Chapman scored Marshall's final touchdown. The Cougars missed a final chance to score when Brian Gray had a clear path to the end zone, but dropped a sure interception.

2001 LIBERTY BOWL

12/31/01 MEMPHIS, TENN. (58,968)
LOUISVILLE 28, BYU 10

Louisville	7	7	7	7	28
Brigham Young	0	7	3	0	10

TEAM STATISTICS LOUISVILLE BYU

Rushes-Yards	37-58	32-84
Passing Yards	228	192
Passes	19-28-1	8-38-3

SCORING:

LOU – Miller 1-yard run (Smith kick)

BYU – Rykert 10-yard run (Payne kick)

LOU – Mattingly 1-yard pass from Ragone (Smith kick)

BYU – Payne 29-yard field goal

LOU – Branch 34-yard pass from Ragone (Smith kick)

LOU – Ghent 27-yard pass from Ragone (Smith kick)

GAME SUMMARY:

The champions of the MWC faced Louisville, the champions of Conference USA. The Cardinals, led by quarterback Dave Ragone, took an early lead, scoring on a one-yard dive by Henry Miller that was set up by Zek Parker's 70-yard return on the opening kickoff. Midway through the second quarter the Cougar offense came alive, driving to the Louisville 10-yard line. Quarterback Brandon Doman dropped back and rolled right as if to pass, then turned to his left and threw the ball to Dustin Rykert on a tackle-eligible play. All 6-foot-7, 305 pounds of offensive tackle outran the Cardinal defense to the corner and rumbled 10 yards to the end zone to tie the game 7-7. Louisville just managed to take a 14-7 lead into the break, scoring with only 14 seconds left. Louisville contained the Cougar attack for the remainder of the game while reaching the end zone two more times. Although Louisville went on to win 28-10, BYU's defense played one of its best games of the season, holding the Cardinals' high-powered offense to 228 yards passing and only 58 yards rushing.

2005 LAS VEGAS BOWL

12/22/05 LAS VEGAS, NEV. (40,053)
CAL 35, BYU 28

Cal	7	14	14	0	35
Brigham Young	0	14	0	14	28

TEAM STATISTICS CAL BYU

Rushes-Yards	43-241	27-94
Passing Yards	228	352
Passes	16-23-0	35-53-2

SCORING:

CAL – Lynch 3-yard run (Scheider kick)

BYU – C. Brown 19-yard pass from Beck (McLaughlin kick)

CAL – Lynch 23-yard run (Scheider kick)

BYU – Tahi 3-yard run (McLaughlin kick)

CAL – Jackson 42-yard pass Levy (Scheider kick)

CAL – Lynch 35-yard run (Scheider kick)

CAL – Jackson 22-yard pass Levy (Scheider kick)

BYU – Harline 14-yard pass from Beck (McLaughlin kick)

BYU – Watkins 9-yard pass from Beck (McLaughlin kick)

GAME SUMMARY:

Trailing 35-14 in the fourth quarter, BYU stormed back with two touchdowns and had the ball with 2:20 remaining, but John Beck was intercepted after he was hit when releasing the ball, ending the Cougars' comeback hopes. Beck had a record-setting performance, completing 35-of-53 attempts for 352 yards and three touchdowns. The 35 completions, 53 attempts and 352 yards were all Las Vegas Bowl records. Nathan Meikle caught a game-high 12 passes for 95 yards while Jonny Harline had seven receptions for 73 yards and one score and Todd Watkins added five catches for 95 yards and a touchdown. BYU fell behind 7-0 in the first quarter but scored early in the second when Beck found Curtis Brown for a 19-yard touchdown pass. California scored again but Fahu Tahi scored on a three-yard run to tie the game at 14 with 38 seconds left in the second quarter. The Golden Bears struck again before the half, going 58 yards in 27 seconds to take a 21-14 lead into the locker room. In the fourth, Beck engineered a 74-yard drive that ended with Harline scoring and then a 96-yard drive that ended with Watkins catching a nine-yard touchdown pass from Beck. California's ensuing drive ended with a missed field goal and the Cougars had a chance to tie but the drive ended on Beck's interception.

**2006 LAS VEGAS BOWL**

12/21/06 LAS VEGAS, NEV. (44,615)
BYU 38, OREGON 8

BYU	0	17	7	14	38
Oregon	0	0	0	8	8

TEAM STATISTICS	OREGON	BYU
Rushes-Yards	30-94	31-173
Passing Yards	166	375
Passes	16-34-2	28-47-2

SCORING:

BYU – McLaughlin 24-yard field goal
BYU – Brown 6-yard run (McLaughlin kick)
BYU – Harline 41-yard pass from Beck (McLaughlin kick)
BYU – Brown 4-yard run (kick)
BYU – Beck 13-yard run (kick)
ORE – Pysinger 47-yard pass from Dixon (2 pt.)
BYU – Tonga 17-yard pass from Beck (McLaughlin kick)

GAME SUMMARY:

The 2006 BYU championship run ended with a Pioneer PureVision Las Vegas Bowl championship as the Cougars (11-2) dominated Oregon (7-6), 38-8, to finish the season with a 10-game winning streak in front of a Sam Boyd Stadium record crowd of 44,615. The Mountain West Conference champion BYU team set a school record for margin of victory in a bowl game, beating the Ducks by 30 points. Previously, the largest margin of victory for a BYU team in a bowl game was a 25-point defeat of Oklahoma in the 1994 Copper Bowl. BYU dominated all facets of the game, out-gaining Oregon 548 total yards to 260 total yards. BYU passed for 375 compared to Oregon's 166 and rushed for 173 compared to the Ducks 94. BYU seniors John Beck, Jonny Harline and Curtis Brown finished their careers in style. Beck completed 28-of-46 passes for 375 yards and two touchdowns. Harline, who was named Pioneer PureVision Las Vegas Bowl MVP, caught nine passes for a career-best--and Pioneer PureVision Las Vegas Bowl record--181 yards and a touchdown. Brown had 17 carries for 120 yards and two touchdowns and also caught seven passes for 55 yards. Brown also became the first BYU runner to rush for over 1,000 yards in consecutive seasons. Beck and Brown became the first quarterback/running back combo to pass for 3,000 yards and rush for 1,000 in the same season twice.

2007 LAS VEGAS BOWL

12/22/07 LAS VEGAS, NEV. (40,712)
BYU 17, UCLA 16

UCLA	3	10	0	3	16
BYU	3	14	0	0	17

TEAM STATISTICS	UCLA	BYU
Rushes-Yards	47-162	28-34
Passing Yards	154	231
Passes	11-29-1	21-35-0

SCORING:

UCLA – Forbath 22-yard field goal
BYU – Payne 22-yard field goal
BYU – Collie 14-yard pass from Hall (Payne kick)
UCLA – Forbath 52-yard field goal
BYU – Reed 13-yd pass from Hall (Payne kick)
UCLA – Brezell 4-yard pass Bethel-Thomp. (Forbath kick)
UCLA – Forbath 50-yard field goal

GAME SUMMARY:

No. 17 BYU (11-2) won its second consecutive Las Vegas Bowl, 17-16, against UCLA (6-7) in dramatic fashion -- by blocking the Bruins' potential game-winning field goal attempt as time expired. With only three ticks on the clock, true freshman Eathyn Manumaleuna extended his right hand at the right time to block UCLA's potential game-winning, 28-yard field goal as time expired to create what will be known as one of the most memorable bowl finishes in BYU football history. The victory also avenged an early-season loss to the Bruins -- one of only two losses the Cougars suffered during the season. The Cougars, who finished the 2007 season on a 10-game winning streak, were led by sophomores Max Hall and Austin Collie. Hall threw 21-35 for 231 yards and two touchdowns. Sophomore receiver Austin Collie was named the 2007 Pioneer Las Vegas Bowl Most Valuable Player after racking up a game-high 107 yards on six receptions. Collie's 14-yard touchdown reception from Max Hall with 10:32 left in the second quarter gave the Cougars a 10-3 advantage. He was also credited with a game-high 195 all-purpose yards, including three kick returns for a total of 88 yards. The win marked the first time BYU had won back-to-back bowl games since the 1994 Copper Bowl and the 1996 Cotton Bowl. The win over UCLA extended the Cougars' win streak to 10 straight games, which marked the nation's longest active winning streak.

2008 LAS VEGAS BOWL

12/20/08 LAS VEGAS, NEV. (40,047)
ARIZONA 31, BYU 21

BYU	0	7	7	7	21
ARIZONA	7	3	14	7	31

TEAM STATISTICS	BYU	ARIZONA
Rushes-Yards	32-116	28-91
Passing Yards	328	325
Passes	30-46-1	24-35-0

SCORING:

ARIZ – Grigsby 1-yard run (Bondzio kick)
ARIZ – Bondzio 31-yard field goal
BYU – Unga 1-yard run (Payne kick)
BYU – George 1-yard pass from Hall (Payne kick)
ARIZ – Dean 37-yard pass from Tuitama (Bondzio kick)
ARIZ – Gronkowski 24-yard pass from Tuitama (Bondzio kick)
ARIZ – Tuitama 6-yard run (Bondzio kick)
BYU – Hall 1-yard run (Payne kick)

GAME SUMMARY:

BYU totaled 444 yards of total offense compared to Arizona's 416, but the No. 16 Cougars fell short of their third-straight bowl victory, falling 31-21 to the Arizona Wildcats in the 2008 Pioneer Las Vegas Bowl at Sam Boyd Stadium on Dec. 20. Trailing late in the game, BYU put pressure on Arizona with a comeback attempt when the Cougars followed a touchdown with a successful on-side kick. Wide receiver O'Neill Chambers recovered the ball for BYU, but the ensuing field-goal attempt hit the upright and left the Wildcats with a two-possession lead, enough to hold on for the win. Austin Collie continued to set BYU records in career receptions (215) and single-season receptions (106). The All-American receiver also tied an NCAA single-season record held with Texas Tech's Michael Crabtree with his 11th consecutive 100-yard receiving game. BYU quarterback Max Hall completed 30-of-46 passes for 328 yards and one touchdown pass. The Cougars finished the year 10-3 while the Wildcats improved to 8-5. BYU is one of only seven programs in the nation to win 10 or more games each of the past three seasons. The Cougars last accomplished the feat from 1983-85.

2009 LAS VEGAS BOWL

12/22/09 LAS VEGAS, NEV. (40,047)
BYU 44, OREGON STATE 20

OREGON ST	7	0	0	13	20
BYU	14	9	7	14	44

TEAM STATISTICS	BYU	OREGON
Rushes-Yards	35-116	27-88
Passing Yards	192	217
Passes	19-30-0	22-47-1

SCORING:

OSU – Canfield 1-yard run (Kahut kick)
BYU – Unga 1-yard run (Payne kick)
BYU – Bauman 34-yard fumble return (Payne kick)
BYU – Payne 28-yard field goal
BYU – Ashworth 25-yard pass from Hall
BYU – Pitta 17-yard pass from Hall (Payne kick)
BYU – Tonga 15-yard pass Hall (Payne kick)
OSU – Rodgers 1-yard run
BYU – Tonga 18-yard run (Payne kick)
OSU – Adeniji 31-yard pass from Katz (Kahut kick)

GAME SUMMARY:

The No. 14 BYU Cougars defeated the Pac-10 22nd-place Beavers 44-20 at the MAACO Bowl Las Vegas. It was the first-ever Las Vegas Bowl matchup pitting two top-20 teams. BYU's senior class anchored the win as quarterback Max Hall earned MVP honors throwing for 192 yards and three touchdowns. Manase Tonga contributed two touchdowns, while senior tight ends Andrew George and Dennis Pitta led all receivers with 46 and 45 yards, respectively. Defensively, senior linebacker Matt Bauman recovered a key fumble, returning it 34 yards for a touchdown. The score marked the first fumble recovery for a touchdown in BYU bowl history. Fellow team captain Scott Johnson intercepted an Oregon State pass in the fourth quarter and returned it 56 yards to set up BYU's final touchdown of the game. BYU and Oregon State met for the first time in a bowl game and for the first contest since BYU head coach Bronco Mendenhall played for the Beavers in 1986. Wind gusts of 55 mph created some havoc for the passing and kicking games. BYU punter Riley Stephenson kicked a 60-yard low liner with the wind that was the longest kick of his career and tied a BYU bowl record.

2010 NEW MEXICO BOWL

12/18/10 ALBUQUERQUE, N.M. (32,424)
BYU 52, UTEP 24

BYU	17	14	14	7	52
UTEP	3	7	7	7	24

TEAM STATISTICS	BYU	UTEP
Rushes-Yards	50-219	22-(-12)
Passing Yards	295	245
Passes	36-26-2	33-14-3

SCORING:

BYU – Kariya 4-yard run (Payne kick)
BYU – Ashworth 9-yard pass from Heaps (Payne kick)
UTEP – Warren 52-yard field goal
BYU – Payne 38-yard field goal
BYU – Hoffman 31-yard pass from Heaps (Payne kick)
BYU – Hoffman 3-yard pass from Heaps (Payne kick)
UTEP – Adams 67-yard pass from Vittatoo (Warren kick)
BYU – Di Luigi 2-yard run (Payne kick)
UTEP – Adams 37-yard pass from Vittatoo (Warren kick)
BYU – Hoffman 29-yard pass from Heaps (Payne kick)
BYU – Quezada 8-yard run (Payne kick)
UTEP – Adams 49-yard pass from Vittatoo (Warren kick)

GAME SUMMARY:

BYU opened the 2010 bowl season with its fourth bowl victory in the last five years with a 52-24 triumph over UTEP in the New Mexico Bowl. The Cougars had a record-setting day to finish the season with a 7-6 record and wins in five of their last six games. New Mexico Bowl Offensive MVP Jake Heaps went 25-of-34 for 264 yards and four touchdown passes, passing Ty Detmer's freshman record for most touchdown passes. Heaps also set the BYU bowl record for best completion percentage (.735) in a bowl game. Senior safety Andrew Rich was awarded the game's Defensive MVP in his final game as a Cougar, finishing with four solo tackles, two interceptions, one tackle-for-loss, one sack and a pass breakup. BYU played well from the start at University Stadium, scoring on its first five possessions to take a 31-3 lead and set a new first-half New Mexico Bowl scoring record. Cody Hoffman set career highs across the board with eight receptions for 137 yards and three touchdowns, tying a BYU bowl game record for most touchdown receptions in a game. Mitch Payne passed Owen Pochman as the Cougars' all-time scoring leader with 334 points.

2011 ARMED FORCES BOWL

12/30/10 DALLAS, TEX. (30,258)
BYU 24, TULSA 21

BYU	3	7	7	7	24
TULSA	7	7	0	7	21

TEAM STATISTICS	BYU	TULSA
Rushes-Yards	40-94	27-37
Passing Yards	250	235
Passes	17-40-2	18-32-0

SCORING:

TULSA – Johnson 8-yard pass from Kinne (Fitzpatrick kick)
BYU – Sorensen 35-yard FG
TULSA – Sears 14-yard pass from Kinne (Fitzpatrick kick)
BYU – Hoffman 17-yard pass from Nelson (Sorensen kick)
BYU – Hoffman 30-yard pass from Nelson (Sorensen kick)
TULSA – Burnham 30-yard pass from Kinne (Fitzpatrick kick)
BYU – Hoffman 2-yard pass from Nelson (Sorensen kick)

GAME SUMMARY:

With no timeouts left and 11 seconds remaining in the game, Riley Nelson faked spiking the ball to stop the clock and instead threw to an open Cody Hoffman for the game-winning touchdown to give BYU a 24-21 win over Tulsa in the Bell Helicopter Armed Forces Bowl. BYU faced a 4th-and-9 from the Tulsa 47-yard line with the clock ticking down near three minutes remaining in the game and Nelson scrambled 14 yards to convert the first down and eventually set up the winning score. BYU locked up its fifth 10-win season in the last six years and third bowl victory in a row, a program record. Hoffman, named the Armed Forces Bowl Most Outstanding Player for the Cougars finished with eight catches for 122 yards and a bowl-record three touchdowns. BYU's defense was stout, surrendering just 272 total yards and only 37 yards on the ground to a Golden Hurricane team that came into the game averaging over 200 rushing yards per game. Kyle Van Noy made play after play on defense with 10 tackles to lead the Cougars, including five tackles for loss, two sacks, one forces fumble and one quarterback hurry. Special teams also played a huge role in the game. Punter Riley Stephenson had eight punts for 335 yards, including seven inside the 20-yard line and two punts over 50 yards. BYU's special teams also recovered a muffed punt setting up one touchdown in the game.

**To see BYU's 2012 bowl results, turn to pages 98-99*



BYU BOWL RESULTS


YEAR	OPPONENT	CONFERENCE	BOWL	W/L	SCORE
1974	Oklahoma St.	Big Eight	Fiesta	L	16-6
1976	Oklahoma St.	Big Eight	Tangerine	L	49-21
1978	Navy	Independent	Holiday	L	23-16
1979	Indiana	Big 10	Holiday	L	38-37
1980	SMU	Southwest	Holiday	W	46-45
1981	Washington St.	Pac-10	Holiday	W	38-36
1982	Ohio State	Big 10	Holiday	L	47-17
1983	Missouri	Big Eight	Holiday	W	21-17
1984	Michigan	Big 10	Holiday	W	24-17
1985	Ohio State	Big 10	Citrus	L	10-7
1986	UCLA	Pac-10	Freedom	L	31-10
1987	Virginia	Atlantic Coast	All-American	L	22-16
1988	Colorado	Big Eight	Freedom	W	20-17
1989	Penn State	Independent	Holiday	L	50-39
1990	Texas A&M	Southwest	Holiday	L	65-14
1991	Iowa	Big 10	Holiday	T	13-13
1992	Kansas	Big Eight	Aloha	L	23-20
1993	Ohio State	Big 10	Holiday	L	28-21
1994	Oklahoma	Big Eight	Copper	W	31-6
1996	Kansas St.	Big 12	Cotton	W	19-15
1998	Tulane	C-USA	Liberty	L	41-27
1999	Marshall	Mid-American	Motor City	L	21-3
2001	Louisville	C-USA	Liberty	L	28-10
2005	California	Pac-10	Las Vegas	L	35-28
2006	Oregon	Pac-10	Las Vegas	W	38-8
2007	UCLA	Pac-10	Las Vegas	W	17-16
2008	Arizona	Pac-10	Las Vegas	L	21-31
2009	Oregon State	Pac-10	Las Vegas	W	44-20
2010	UTEP	C-USA	New Mexico	W	52-24
2011	Tulsa	C-USA	Armed Forces	W	24-21
2012	San Diego State	MWC	Poinsettia	W	23-6*
*To see more on BYU's 2012 bowl game, visit pages 98-99				TOTAL	13-17-1



Wide receiver Cody Hoffman caught three touchdowns including the game-winner with 11 seconds left vs. Tulsa in the 2011 Armed Forces Bowl.



LaVell Edwards celebrates BYU's 19-15 Cotton Bowl victory over Kansas State in 1997. It has been the Cougars only New Year's Day bowl game.



In one of the greatest bowls games in NCAA history, BYU overcame a 45-25 deficit with 4:07 left in the game to win 46-45 in the 1980 Holiday Bowl over SMU, nicknamed the "Miracle Bowl." With 4:07 remaining in the game, SMU scored to go ahead, 45-25. From there the Cougars connected on a TD pass, recovered an on-side kick, scored on a one-yard run by Scott Phillips, and blocked a punt. Finally, with three seconds left on the clock, Jim McMahon connected on a "Hail Mary" pass of 41 yards to Clay Brown, who is located somewhere at the bottom of the pile.



Quarterback Steve Young actually caught the game-winning touchdown from running back Eddie Stinnett with under one minute to play vs. Missouri to win the 1983 Holiday Bowl 21-17.



Despite an injured ankle and knee, Robbie Bosco threw for 343 yards and two touchdowns, including the game-winner with 1:23 remaining to win the 1984 Holiday Bowl 24-17 over Michigan, securing the National Championship.



COUGARS IN THE PROS



**BRETT
KEISEL**

BALTIMORE RAVENS

#88, Dennis Pitta, TE
3 years (4th round,
2010 draft)

DENVER BRONCOS

#76, Romney Fuga, DT
Rookie (free agent)
#48, Uona Kaveinga, LB
Rookie (free agent)

DETROIT LIONS

#94, Ezekiel Ansah, DE
Rookie (1st round,
5th overall, 2013
draft)

KANSAS CITY CHIEFS

Andy Reid, Head Coach
14 years
#70, Matt Reynolds, OT
1 year (Free agent)

CHICAGO BEARS

#45, Harvey Unga, RB
3 years
(7th round, 2010
supplemental
draft)

MIAMI DOLPHINS

#92, John Denney, LS
8 years (free agent)
#56, Brandon Ogletree, LB
Rookie (free agent)

OAKLAND RAIDERS

#76, Braden Hansen, OL
Rookie (free agent)

PHILADELPHIA EAGLES

#66, Dallas Reynolds, C
4 years (free agent)

PITTSBURGH STEELERS

#99, Brett Keisel, DE
12 years (7th
round, 2002 draft)
#92, Loni Fanguo
1 year (free agent)

SEATTLE SEAHAWKS

#7, Preston Hadley, DB
Rookie (free agent)

ST. LOUIS RAMS

#69, Braden Brown, OL
Rookie (free agent)

WASHINGTON REDSKINS

#53, Bryan Kehl, LB
5 years (4th round,
2008 draft)
#58, Vic So'oto, LB
3 years (free agent)



**JOHN
DENNEY**



**DENNIS
PITTA**




**DALLAS
REYNOLDS**



British Columbia Lions
#65, Ben Archibald, OL
4 years
Winnipeg Blue Bombers
#16, Max Hall, QB
1 year



**BRYAN
KEHL**



**VIC
SO'OTO**

**COUGARS IN THE DRAFT YR-BY-YR (NFL, CFL, USFL)**

PLAYER	YEAR	RND.	TEAM	PLAYER	YEAR	RND.	TEAM
Ezekiel Ansah, DE	2013	1/5	Detroit Lions	Jason Buck, DE	1987	1/17	Cincinnati Bengals
Harvey Unga, RB	2010	7 (s)	Chicago Bears	Mark Bellini, WR	1987	7	Indianapolis Colts
Dennis Pitta, TE	2010	4	Baltimore Ravens	Lakei Heimuli, RB	1987	9	Chicago Bears
Austin Collie, WR	2009	4	Indianapolis Colts	Robbie Bosco, QB	1986	3	Green Bay Packers
Fui Vakapuna, RB	2009	7	Cincinnati Bengals	Leon White, LB	1986	5	Cincinnati Bengals
Bryan Kehl, LB	2008	4	New York Giants	Kurt Gouveia, LB	1986	8	Washington Redskins
John Beck, QB	2007	2	Miami Dolphins	C. Whittingham, LB	1986	9	Cincinnati Bengals
Todd Watkins, WR	2006	7	Arizona Cardinals	Vai Sikahema, RB	1986	10	St. Louis Cardinals
Brady Poppinga, LB	2005	4	Green Bay Packers	Glen Kozlowski, WR	1986	11	Chicago Bears
Scott Young, OL	2005	5	Philadelphia Eagles	Jeff Sprowls, CB	1986	12	San Diego Chargers
Shaun Nua, DE	2005	7	Pittsburgh Steelers	Trevor Matich, C	1985	1/28	New England Patriots
Colby Bockwoldt, LB	2004	7	New Orleans Saints	Robert Anae, G	1985	3	NJ Generals ^
Dustin Rykert, OL	2003	6	Oakland Raiders	Kyle Morrell, DB	1985	4	Minnesota Vikings
Spencer Nead, TE	2003	7	New England Patriots	Lee Johnson, P/K	1985	5	Houston Oilers
Doug Jolley, TE	2002	2	Oakland Raiders	Louis Wong, OT	1985	5	St. Louis Cardinals
Ryan Denney, DE	2002	2	Buffalo Bills	Jim Herrmann, DT	1985	7	Dallas Cowboys
Brandon Doman, QB	2002	5	San Francisco 49ers	Steve Young, QB	1984	1 ^, 1(s)	LA Express ^/Tampa Bay
Luke Staley, RB	2002	7	Detroit Lions	Todd Shell, LB	1984	1/24	San Francisco 49ers
Brett Keisel, DE	2002	7	Pittsburgh Steelers	Kirk Pendleton, WR	1984	11	San Francisco 49ers
Owen Pochman, K	2001	7	New England Patriots	Eddie Stinnett, RB	1984	17	Philadelphia Stars ^
Tevita Ofahengaue, TE	2001	7	Arizona Cardinals	Gordon Hudson, TE	1984	8 ^, 1(s)	LA Express ^/Seattle
Rob Morris, LB	2000	1/28	Indianapolis Colts	Greg Peterson, DB	1984		Calgary Stampeders*
Byron Frisch, DL	2000	3	Tennessee Titans	Casey Tiumalu, RB	1984	14	LA Express ^
Matt Johnson, OL	2000	5	Indianapolis Colts	Steve Harper, TE	1984	16	Jacksonville Bulls ^
John Tait, OL	1999	1/14	Kansas City Chiefs	Brandon Flint, DT	1984	17	Pittsburgh Maulers ^
Daren Yancey, DL	1999	6	Oakland Raiders	Jon Young, DB	1984	19	Philadelphia Stars ^
Joe Wong, OL	1999	7	Miami Dolphins	Neil Balholm, WR	1983	4	Denver Gold ^
Eric Bateman, OL	1998	5	New York Jets	Tom Holmoe, DB	1983	4	San Francisco 49ers
Dustin Johnson, FB	1998	6	New York Jets	Chuck Ehin, DE	1983	12	San Diego Chargers
Jason Andersen, OL	1998	7	New England Patriots	Bart Oates, C	1983		Philadelphia Stars ^
Ben Cahoon, WR	1998	1	Montreal Alouettes*	Scott Collie, WR	1983		Hamilton Tiger-Cats*
Harland Ah You, DL	1998	3	Calgary Stampeders*	Jim McMahon, QB	1982	1/5	Chicago Bears
Itula Mili, TE	1997	6	Seattle Seahawks	Dan Plater, WR	1982	4	Denver Broncos
Mike Ulufale, DL	1996	3	Dallas Cowboys	Steve Rogers, OT	1982		Denver Gold ^
Evan Pilgrim, OL	1995	3	Chicago Bears	Brad Anae, DE	1982		Houston Gamblers ^
Tim Hanshaw, OL	1995	4	San Francisco 49ers	K. Whittingham, LB	1982		Portland Storm ^
Travis Hall, DL	1995	6	Atlanta Falcons	Clay Brown, TE	1981	2	Denver Broncos
Eli Herring, OL	1995	6	Los Angeles Raiders	Glen Titensor, DT	1981	3	Dallas Cowboys
John Walsh, QB	1995	7	Cincinnati Bengals	Scott Phillips, RB	1981	4	Seattle Seahawks
Derwin Gray, DB	1993	4	Indianapolis Colts	Nick Eyre, OT	1981	4	Houston Oilers
Ty Detmer, QB	1992	9	Green Bay Packers	Glenn Redd, LB	1981	6	New Orleans Saints
Neal Fort, OT	1991	6	Los Angeles Rams	Lloyd Jones, WR	1981	8	New York Jets
Brian Mitchell, DB	1991	7	Atlanta Falcons	Eric Lane, RB	1981	8	Seattle Seahawks
Andy Katoa, LB	1991	9	San Diego Chargers	Marc Wilson, QB	1980	1/15	Oakland Raiders
Chris Smith, TE	1991	11	Cincinnati Bengals	Mat Mendenhall, DT	1980	2	Washington Redskins
Todd Herget, LB	1991	7	Edmonton Eskimos*	Tod Thompson, TE	1979	10	Pittsburgh Steelers
Mo Elewonibi, OL	1990	3	Washington Redskins	Larry Miller, LB	1979	8	St. Louis Cardinals
John Hunter, OL	1989	3	Minnesota Vikings	T. Christensen, FB	1978	2	Dallas Cowboys
Rodney Rice, DB	1989	8	New England Patriots	Gifford Nielsen, QB	1978	3	Houston Oilers
Warren Wheat, OL	1989	8	Los Angeles Rams	Mekeli Jeremiah, DE	1978	6	Chicago Bears
Rodney Thomas, DB	1988	5	Miami Dolphins	Lance Reynolds, OT	1978	9	Pittsburgh Steelers
David Futrell, NG	1988	12	New York Giants	Dave Hubbard, OT	1977	5	New Orleans Saints
Steve Kaufusi, DL	1988	12	Philadelphia Eagles	Bill Rice, DT	1977	8	New York Giants
Shawn Knight, DT	1987	1/11	New Orleans Saints	Brian Billick, TE	1977	11	San Francisco 49ers

(s) Supplemental Draft, *CFL Draft, ^ USFL Draft

PLAYER	YEAR	RND.	TEAM
Brad Oates, OT	1976	3	St. Louis Cardinals
Stan Varner, DE	1976	6	Atlanta Falcons
Orrin Olsen, C	1976	8	Kansas City Chiefs
Sid Smith, LB	1976	10	Tampa Bay Buccaneers
Gary Shaw, DB	1976	17	Los Angeles Rams
Gary Sheide, QB	1975	3	Cincinnati Bengals
Wayne Baker, DT	1975	3	San Francisco 49ers
Paul Linford, DT	1975	4	Baltimore Colts
Lloyd Fairbanks, OG	1975		Montreal Alouettes*
Dave Atkinson, DB	1974	10	Pittsburgh Steelers
Doug Richards, DB	1974	14	Dallas Cowboys
Golden Richards, WR	1973	2	Dallas Cowboys
Paul Howard, OG	1973	3	Denver Broncos
P. VanValkenburg, FB	1973	3	New Orleans Saints
Dan Hansen, DB	1973	15	Detroit Lions
Gordon Gravelle, OT	1972	2	Pittsburgh Steelers
Jeff Lyman, LB	1972	4	St. Louis Cardinals
C. Farasopoulos, DB	1971	3	New York Jets
Jeff Slipp, DE	1970	14	Denver Broncos
Mike Loper, OT	1969	8	San Francisco 49ers
Phil Odle, WR	1968	5	Detroit Lions
Casey Boyette, E	1968	9	San Francisco 49ers
Max Huber, T	1968	13	Boston Patriots
Dennis Patera, K	1968	17	San Francisco 49ers
Curg Belcher, DB	1967	3	Washington Redskins
Virgil Carter, QB	1967	6	Chicago Bears
Lou Andrus, DE	1967	11	Denver Broncos
Dennis Brewster, T	1966	6	Chicago Bears
Allan Robinson, HB	1964	16	Detroit Lions
Gene Frantz, B	1963	17	Detroit Lions
John Kapele, DE	1960	10	Pittsburgh Steelers
Jay Wenig, G	1957	17	New York Giants
Robert Bills, B	1955	17	New York Giants
Dewey Brundage, E	1954	22	Detroit Lions
Ray Oliverson, B	1952	14	Detroit Lions
Rex Barry, B	1951	14	San Francisco 49ers
Merrill Kimball, T	1949	16	Detroit Lions
Gayland Mills, E	1948	29	Green Bay Packers
Scotty Deeds, B	1947	17	Chicago Cards
Marcel Chatterton, B	1947	28	Boston Yanks
Reeve Nilsen, C	1947	16	Detroit Lions
Rich. Chatterton, B	1946	14	Chicago Bears
Dean Chipman, B	1942	14	Washington Redskins
Gar. Chamberlain, T	1942	17	Pittsburgh Steelers
Merrill Waters, E	1939	19	Detroit Lions
J. Stringham, B	1938	9	Brooklyn Dodgers

Ezekiel "Ziggy" Ansah tied Jim McMahon as BYU's highest draft pick in history, going at No. 5 to the Detroit Lions in the 2013 NFL Draft.



BYU'S NFL DRAFT FACTS

- The Cougars have had nine different players drafted in the first round of the NFL Draft, and one player selected in the first round of the USFL Draft (Steve Young).
- Ezekiel "Ziggy" Ansah was drafted 5th overall by the Detroit Lions in 2013 NFL Draft, tying Jim McMahon for the highest NFL Draft pick out of BYU. Ansah is the highest defensive pick for the Cougars. Steve Young was picked first overall in the 1984 NFL Supplemental Draft.
- Dennis Pitta became the 10th BYU tight end picked in the NFL Draft and the fourth since 2001. The consensus All-American was the 16th pick in the fourth round of the 2010 draft, 114th overall by the Baltimore Ravens. Pitta is the first Cougar to be selected by the Ravens.
- BYU has had 67 players drafted over the past 27 years, including 39 players over the past 21 seasons.
- A BYU player has been selected in 45 of the last 48 NFL Drafts since 1966
- Defensive line coach Steve Kaufusi was drafted in 1988 by the Philadelphia Eagles. Additionally, two BYU athletic department administrators were also selected in the NFL Draft, including Robbie Bosco (1986, Green Bay Packers) and Tom Holmoe (1983, San Francisco 49ers).
- Over the past 26 seasons, 37 offensive players from BYU have been drafted, as well as 28 defensive players and two special teams players.
- BYU's all-time leading receiver Austin Collie was drafted by the Indianapolis Colts in the fourth round of the 2009 NFL Draft. A 6-foot-2, 206-pound wide receiver, Collie was the 27th pick of the fourth round and the 127th overall selection. In his rookie year, Collie was named to the All-Rookie team, catching 60 receptions for 676 yards and seven touchdowns including 6 catches for 66 yards in Super Bowl XLIV.



PRO SCOUT DAY

Every year a large contingent of NFL scouts converge on the BYU campus to get an up close look at BYU's future NFL hopefuls. Every year, a scout or representative from every NFL team, visits Provo.



HOLMGREN AND REID: BYU COACHES IN THE NFL



Mike Holmgren
Former NFL Head
Coach, Front Office
Administrator



Andy Reid
Head Coach, Kansas
City Chiefs

TOP OF THE CLASS: BYU's rich football tradition has bred some of the top football minds in the country. Former BYU offensive lineman Andy Reid led the resurgent Philadelphia Eagles into the Super Bowl in 2004 and has recently accepted a job as Kansas City's head coach. Former BYU assistant coach under LaVell Edwards, Mike Holmgren, won a world championship when he led his Green Bay Packers to the 1997 Super Bowl title and was president of the Cleveland Browns.

COUGARS IN THE SUPERBOWL													
SB	YEAR	PLAYER	POS	TEAM	W/L	SCORE	SB	YEAR	PLAYER	POS	TEAM	W/L	SCORE
IX	1975	Gordon Gravelle	T	Pittsburgh	W	16-6	XXIX	1995	Tim Hanshaw	G	San Francisco	W	49-26
X	1976	Gordon Gravelle	T	Pittsburgh	W	21-17	XXIX	1995	Tom Holmoe	Coach	San Francisco	W	49-26
X	1976	Golden Richards	KR	Dallas	L	21-17	XXXI	1997	Mike Holmgren	Coach	Green Bay	W	35-21
XII	1978	Golden Richards	WR	Dallas	W	27-10	XXXI	1997	Jim McMahon	QB	Green Bay	W	35-21
XII	1978	Paul Howard	G	Denver	L	27-10	XXXI	1997	Andy Reid	Coach	Green Bay	W	35-21
XIV	1980	Gordon Gravelle	T	L.A. Rams	L	31-19	XXXII	1998	Mike Holmgren	Coach	Green Bay	L	31-24
XV	1981	Todd Christensen	TE	Oakl. Raiders	W	27-10	XXXII	1998	Andy Reid	Coach	Green Bay	L	31-24
XV	1981	Marc Wilson	QB	Oakl. Raiders	W	27-10	XXXIII	1999	Travis Hall	DE	Atlanta	L	34-19
XVI	1982	Bill Ring	RB	San Francisco	W	26-21	XXXV	2001	Brian Billick	Coach	Baltimore	W	34-7
XVII	1983	Matt Mendenhall	DE	Washington	W	27-17	XXXVI	2002	Setema Gali	DE	New England	W	20-17
XVIII	1984	Todd Christensen	TE	L.A. Raiders	W	38-9	XXXVII	2003	Doug Jolley	TE	Oakland	L	48-21
XVIII	1984	Marc Wilson	QB	L.A. Raiders	W	38-9	XXXIX	2005	Reno Mahe	RB	Philadelphia	L	24-21
XIX	1985	Tom Holmoe	DB	San Francisco	W	38-16	XXXIX	2005	Chad Lewis	TE	Philadelphia	L	24-21
XIX	1985	Bill Ring	RB	San Francisco	W	38-16	XXXIX	2005	Ifo Pili	DL	Philadelphia	L	24-21
XIX	1985	Todd Shell	LB	San Francisco	W	38-16	XXXIX	2005	Andy Reid	Coach	Philadelphia	L	24-21
XX	1986	Jim McMahon	QB	Chicago	W	46-10	XL	2006	Brett Keisel	DE	Pittsburgh	W	21-10
XXI	1987	Bart Oates	C	NY Giants	W	39-20	XL	2006	Chris Hoke	DL	Pittsburgh	W	21-10
XXII	1988	Kurt Gouveia	LB	Washington	W	42-10	XL	2006	Shaun Nua	DE	Pittsburgh	W	21-10
XXIII	1989	Jason Buck	DE	Cincinnati	L	20-16	XL	2006	Mike Holmgren	Coach	Seattle	L	21-10
XXIII	1989	Lee Johnson	P	Cincinnati	L	20-16	XL	2006	Itula Mili	TE	Seattle	L	21-10
XXIII	1989	Leon White	LB	Cincinnati	L	20-16	XLI	2007	Rob Morris	LB	Indianapolis	W	29-17
XXIII	1989	Tom Holmoe	DB	San Francisco	W	20-16	XLI	2007	John Tait	OL	Chicago	L	29-17
XXIII	1989	Steve Young	QB	San Francisco	W	20-16	XLI	2007	Gabe Reid	TE	Chicago	L	29-17
XXIII	1989	Todd Shell	DB	San Francisco	W	20-16	XLIII	2009	Aaron Francisco	DB	Arizona	L	27-23
XXIV	1990	Steve Young	QB	San Francisco	W	55-10	XLIII	2009	Kelly Poppinga	LB	Arizona	L	27-23
XXIV	1990	Tom Holmoe	DB	San Francisco	W	55-10	XLIII	2009	Chris Hoke	DL	Pittsburgh	W	27-23
XXV	1991	Bart Oates	C	N.Y. Giants	W	20-19	XLIII	2009	Brett Keisel	DE	Pittsburgh	W	27-23
XXVI	1992	Jason Buck	DE	Washington	W	37-24	XLIV	2010	Aaron Francisco	DB	Indianapolis	L	31-17
XXVI	1992	Kurt Gouveia	LB	Washington	W	37-24	XLIV	2010	Austin Collie	WR	Indianapolis	L	31-17
XXIX	1995	Steve Young	QB	San Francisco	W	49-26	XLV	2011	Chris Hoke	DL	Pittsburgh	L	31-25
XXIX	1995	Bart Oates	C	San Francisco	W	49-26	XLV	2011	Brett Keisel	DE	Pittsburgh	L	31-25
XXIX	1995	Jamal Willis	RB	San Francisco	W	49-26	VLVII	2013	Dennis Pitta	TE	Baltimore	W	34-21



COUGARS IN THE NFL



Tom Holmoe



Trevor Matich



Chad Lewis



Dennis Pitta

BYU NFL NOTES

Since the 1973 NFL season, BYU has had 255 players sign contracts with NFL teams, including 108 draft picks. BYU has had 11 first round picks, the most recent being Ghana native Ezekiel Ansah, who was drafted No. 5 overall to the Detroit Lions.

The average player coming from BYU spends nearly four and a half years in the NFL, about one year longer than the average NFL career.

Punter Lee Johnson has had the longest NFL career to date, spanning 18 seasons with six different teams. Johnson was drafted in the fifth round to the Houston Oilers (1985-87). He went on to play for the Cleveland Browns (1987-1988), Cincinnati Bengals (1988-1998), New England Patriots (1999-2001), Minnesota Vikings (2001) and Philadelphia Eagles (2002). At the time of his retirement, his 51,979 punting yards were the third most in NFL history.

Forty players from BYU have played in the Super Bowl, bringing home 39 total championship rings. Former defensive back and current, athletic director Tom Holmoe has the most with four rings, including three as a player and one as a coach, all with the 49ers. From 1980-1992 the Cougars had at least one representative in the Super Bowl each year.

Pittsburgh Steelers Brett Keisel is the longest tenured active NFL player from BYU, heading into his 12th year. Keisel was drafted in the 7th round by the Steelers in 2002.

Steve Young is arguably BYU's best known NFL player, spending 15 seasons in the league, 13 with the 49ers. Young won Super Bowl XXIX 49-26 over the Chargers with a Super Bowl record six touchdown passes, winning the game's MVP award. He was also the league's MVP for the '94 season with 3,969 passing yards, 35 touchdowns and an NFL-record 112.8 passer rating. He was inducted into the NFL Hall of Fame in 2005.



Lee Johnson



Rob Morris



Steve Young



Jim McMahon



The 2013 BYU Football Almanac has been designed to provide local, regional and national media with useful information about the BYU football program, its history and tradition. Additional information, including video and feature content and bios on all players, is available online at byucougars.com. Should you require additional information, such as photographs, video or additional media guides, please contact the BYU Athletic Communications office at (801) 422-8948. We appreciate your coverage of BYU football and look forward to working with you this season.

CREDENTIAL REQUESTS

All requests for credentials to cover BYU football should be sent from the editor or sports director via official company communication to Brett Pyne in the

considered. Credentials for working media are restricted in accordance with BYU and NCAA rules and guidelines. Non-working persons, including spouses, dates and children, will not be credentialed and are not allowed in the working media areas during the game as dictated by NCAA guidelines. It is our intention to ensure proper, professional use is made of the space available for credentialed media.

PHOTOGRAPHY

Sideline credentials will be issued only to accredited photographers and television reporters/camera operators on a specific newsgathering assignment. Television organizations shall be restricted to one camera operator and one reporter on the field at all times, except by prior approval from the BYU Athletic Communications office. Freelance and amateur photographers, not on assignment from

please contact University photographer Mark Philbrick at (801) 422-7322.

MEDIA SERVICES

The working media area is located on the third floor of the press box, situated on the west side of LaVell Edwards Stadium. Access to the press loge may be obtained via either the north or south elevators with media credentials.

The BYU Athletic Communications staff will provide working media with game notes, season stats, depth charts, flip cards, programs, game stats, post-game quotes and media guides for both teams.

With four minutes remaining on the game clock, media are invited to take the south elevator to ground level in preparation for the post-game press conference. BYU head coach Bronco Mendenhall and selected players



Athletic Communications office (brett_pyne@byu.edu; BYU Athletic Communications, 30 SFH, Provo, UT 84602; Fax 801-422-0633). Credentials shall be issued only to accredited newsgathering media outlets.

All single-game credential requests should be received no later than one week prior to the date of the game to ensure consideration. Requests received later than noon on the day prior to the game will not be

a credentialed media outlet, are not eligible for credentials.

Credentials must be displayed prominently. All NCAA rules will be enforced regarding media representatives on the sidelines. Photographers are not permitted to shoot between the 25-yard lines. Individuals or organizations violating sideline policies may be required to surrender their credentials and be removed from the stadium. For additional questions regarding photography guidelines,

will be available in the media room following the mandatory 10-minute cooling-off period. The BYU locker room is closed to all media.

The BYU press box is also equipped with wireless internet access. Wireless passwords will be provided with other game materials to media working in the press box.

PARKING

LaVell Edwards Stadium is located on the northwest corner of the BYU

campus, just off Canyon Road (200 East) and University Parkway (1650 North) in Provo. Media parking is in Lot No. 2, immediately west of the stadium. Parking passes are required and must be obtained in advance.

INTERVIEWS

All interview and information requests regarding all players, coaches and Athletic Department personnel must be arranged in advance through the Athletic Communications office at (801) 422-8948. BYU provides regular media availability each week. Local media members are responsible for attending after-practice media availability to conduct interviews. Opponent and national media can arrange telephone interviews through the Athletic Communications office.

The Athletic Communications office will send an advisory each week detailing the weekly availability opportunities. Any other interview requests must be made at least 24 hours in advance. Interviews with players are not permitted after Wednesday each game week. Players and coaches will not be available for interviews prior to practice. No player interviews will be conducted during regular class hours.

Please contact the Athletic Communications office for specific times and other details if requesting access opportunities.

DISCLAIMER

The Brigham Young University Athletic Media Communications department reserves the right to revoke or deny working media creden-

tials and/or access to any individual or organization at any time for any reason. All credentials are the property of Brigham Young University and must be surrendered upon request.

(AREA CODE – 801) MEDIA RELATIONS

Duff Tittle-Associate AD/Communications. 422-4910
Brett Pyne-Assistant Media Rel. Dir. 422-4912
Kyle Chilton-Assistant Media Rel. Dir. 422-4909
Norma Collett-Assistant Media Rel. Dir. . . . 422-4908
Ralph Zobell-Web/Programs Coord.. 422-9769
Jenny Wheeler-Office Manager 422-8948
Kenny Cox-Grad. Assistant/FTB 422-8999
Dave Broberg-Creative Services Director . . 422-4907

Address: 30 SFH, Provo, Utah 84602
Website: www.byucougars.com
Edwards Stadium Pressbox: 801-422-2609



BRETT PYNE

BYU Football
Media Relations
(primary contact)
801-422-4912
801-367-1631 (c)
brett_pyne@byu.edu



KENNY COX

BYU Football
Media Relations
(secondary contact)
801-422-8999
801-473-7434 (c)
cougapr@byu.edu





TELEVISION PARTNERS

On Sept. 1, 2010, Brigham Young University announced a new 8-year deal with ESPN to televise Cougar football on the sports leader's family of networks. BYU is the first program to sign an exclusive deal with ESPN.

ESPN has agreed that any BYU home games it doesn't select may be televised live on BYUtv.

Since 2011, every BYU home football game has been televised to a live national audience on the ESPN family of networks or BYUtv. Additionally, BYU's national fan base is



able to view same-day rebroadcasts on BYUtv of every home game and

any away game to which ESPN has rights through conference agreements with the host team.

"We've long sought broad, nationwide access to our games for our fans and increased visibility among those who may be less familiar with our university and athletic programs," said BYU President Cecil O. Samuelson. "We've also been looking for ways to take better advantage of our own unique broadcasting resources."

BYUtv is available in more than 53 million homes on DirecTV, Dish Network and more than 800 cable systems



in the U.S. The network owns a new state-of-the-art production truck that will allow it to televise games in HD.

ESPN and ESPN2 are both available in 98.5 million homes, while the 24-hour college sports network ESPNU is distributed to approximate-

ly 73 million homes. ESPN also produces college football games that are broadcast on ABC.

Each year, a minimum of three games will be carried on ESPN, ESPN2, or ABC and one on ESPN. At least one game each season will be carried live on BYUtv.

Over the past two seasons, only eight teams in the nation have had more games than BYU's 18 broadcasts on a national television channel (ESPN, ESPN2, ABC, NBC, CBS, FOX). In all BYU has had 21 of 26 games on an ESPN network with two additional road broadcasts picked up by ESPN3 (online).

ESPN has televised many of the great games in Cougar football history, beginning with the network's first live college football telecast. In that 1984 game, the Cougars defeated No. 3 Pitt at the beginning of BYU's national championship season.

ESPN also carried BYU's defeat of top-ranked Miami in 1990, a contest that is still the eighth-highest rated regular-season college football game on ESPN since that year. BYU's season-opening win over No. 3 Oklahoma was ESPN's ninth-highest rated game of the 2009 regular season.

"BYU is nationally recognized as an outstanding university and for the history and tradition of its premier athletic programs," said Burke Magnus, ESPN senior vice

president, college sports programming. "Once BYU decided to chart an independent course for football, we both recognized it is a good opportunity to build and grow our strong 30-year relationship. With this agreement, college football fans around the country will see the quality and pageantry of BYU as well as the passion and enthusiasm of its supporters."

RADIO

The exclusive radio home of BYU Football and flagship of the BYU Radio Sports Network is KSL Newsradio in Salt Lake City. The "Voice of the Cougars" is Greg Wrubell, now in his 13th season as play-by-play commentator. A BYU alum, Wrubell is in his 22nd season on the broadcast crew, having served as the sideline reporter before stepping into the booth.

Wrubell's on-air partner and game analyst is former BYU quarterback Marc Lyons, who begins his 33rd season on the BYU Football broadcasts. Former Cougar receiver and kick returner Nate Meikle returns to the broadcast team in his fifth season reporting from the sidelines, while Jason Shepherd serves as gameday studio host for a second season.



KSL's BYU Football broadcasts are heard via satellite on BYU Radio (SiriusXM 143) and over network affiliates in Utah, Idaho and Nevada. Coverage is also available online at ksl.com and byuradio.org, with audio streams made available to a worldwide listening audience.

COACH'S SHOWS

In addition to its comprehensive game-day coverage, KSL Newsradio and BYU Radio broadcast "BYU Football with Head Coach Bronco Mendenhall" Wednesday nights at 7 p.m. throughout the season, with a live audience joining Coach Mendenhall, a weekly player guest and host Greg Wrubell.

CollegePressBox.com

Collegepressbox.com is the official media website for BYU football and all FBS schools. Access and download weekly game notes, quotes, statistics, media guides, headshots, logos and more for BYU and other FBS schools. Login information will be distributed to accredited media or you can apply for a password by sending an email to password@collegepressbox.com.

collegepressbox.com
EVERYTHING BUT THE FIVE-STAR HALL



**BRIGHAM
YOUNG**



SPENCER HADLEY | LB



DANIEL SORENSEN | S

**BRIGHAM
YOUNG**



2013 BYU FOOTBALL SCHEDULE

AUG. 31 at VIRGINIA

SEPT. 7 TEXAS

SEPT. 21 UTAH

SEPT. 27 MIDDLE TENN.

OCT. 4 at UTAH STATE

OCT. 12 GEORGIA TECH

OCT. 19 at HOUSTON

OCT. 25 BOISE STATE

NOV. 9 at WISCONSIN

NOV. 16 IDAHO STATE

NOV. 23 at NOTRE DAME

NOV. 30 at NEVADA