

2011-12 BYU BASKETBALL GAME NOTES



Game 20 — BYU (15-4, 4-1) at San Diego (6-10, 1-3)

Monday, Jan. 16, 2012 • 7 p.m. PST

San Diego, Calif. • Jenny Craig Pavilion (5,100)

TV: BYUtv and Channel 4 San Diego

TV Talent: Steve Quis (play by play) and Jim Brogan (analyst)

Live Video: BYUtv.org

Radio: KSL 102.7 FM / 1160 AM

BYU Radio - Sirius XM 143

Radio Talent: Greg Wrubell (play-by-play) and Mark Durrant (analyst)

Live Audio: KSL.com

Live Stats: BYUcougars.com

2011-12 SCHEDULE

All times local to site

OCTOBER

26	Wed	Cougar Tipoff (Exhibition)	74-71
29	Sat	Midwestern State (Exh-BYUtv) W	91-74

NOVEMBER

4	Fri	Dixie State (Exh-BYUtv) W	96-85
11	Fri	@ Utah State (KCSG) L	62-69
15	Tue	BYU-Hawaii (BYUtv) W	73-52
18	Fri	Longwood (BYUtv)* W	92-60
22	Tue	Prairie View A&M (BYUtv)* W	90-51
25	Fri	vs. Nevada (BYUtv)* W	76-55
26	Sat	vs. Wisconsin* L	56-73
30	Wed	vs. Northern Arizona (BYUtv) ^ W	87-52

Tim's Toyota Center

DECEMBER

3	Sat	vs. Oregon (ESPNU) W	79-65
		EnergySolutions Arena	
7	Wed	Weber State (BYUtv) W	94-66
10	Sat	@ Utah (FSN) W	61-42
17	Sat	Baylor (BYUtv) L	83-86
20	Tue	Buffalo (BYUtv) W	93-78
22	Thu	UC Santa Barbara (BYUtv) W	89-75
27	Tue	Cal State San Marcos (BYUtv) W	79-51
29	Thu	@ Saint Mary's (ESPN2) L	82-98
31	Sat	San Diego (BYUtv) W	88-52

JANUARY

5	Thu	@ Loyola Marymount W	73-65
7	Sat	San Francisco (BYUtv) W	81-56
14	Sat	Santa Clara (ESPNU) W	95-78
16	Mon	@ San Diego (BYUtv)	7 pm
19	Thu	Loyola Marymount (BYUtv)	7 pm
21	Sat	@ Pepperdine	5 pm
25	Wed	@ Virginia Tech (ESPN3)	7 pm
28	Sat	Saint Mary's (ESPNU)	7 pm

FEBRUARY

2	Thu	Gonzaga (ESPN2)	9 pm
4	Sat	@ Portland	7 pm
11	Sat	Pepperdine (BYUtv)	4 pm
16	Thu	@ San Francisco (ESPNU)	7 pm
18	Sat	@ Santa Clara (ESPNU)	4 pm
23	Thu	@ Gonzaga (ESPN2)	8 pm
25	Sat	Portland (BYUtv)	4 pm
29	Wed	WCC Championships	TBA

MARCH

1	Thu	WCC Championships	TBA
2	Fri	WCC Championships (ESPNU)	TBA
3	Sat	WCC Championships (ESPN2)	TBA
5	Mon	WCC Championships (ESPN/ESPN2)	TBA

* Chicago Invitational Challenge

^ Lumberjack Classic

BYU ATHLETIC COMMUNICATIONS

30 Smith Field House • Provo, Utah 84602 • BYUcougars.com • (801) 422-8948

MBB Contact: Kyle Chilton • O: (801) 422-4909 • C: (801) 372-2080 • kyle_chilton@byu.edu

BYU Cougars

2011-12 Record15-4
WCC Record4-1
Head Coach Dave Rose
Alma Mater Houston, 1983
Career Record	... 174-49 (7th)
Record at BYU Same

San Diego

2011-12 Record6-10
WCC Record1-3
Head Coach Bill Grier
Alma Mater Oregon, 1990
Career Record	... 61-85 (5th)
Record at San Diego Same

Series Information

BYU leads3-0
Last Meeting
BYU won	88-52, 12/31/11
In Provo2-0
At San Diego1-0
Neutral0-0

Up Next

vs. Loyola Marymount
Thursday, Jan. 19, 7 p.m. MST	..
TV BYUtv
Online Video BYUtv.org
Radio KSL Newsradio
Online Audio KSL.com

QUICK HITS

- Dave Rose is second in program history in wins (174) and first in winning percentage (.780).
- Three Cougars scored 20-plus points (Davies-23, Hartsock 21, Carlino 21) vs. Santa Clara. It was the first time since March 6, 2010 at TCU that three BYU players scored 20-plus in one game.
- BYU shot a season-best .569 from the field against Santa Clara and scored a season-best 95 points.
- BYU has won four-straight games for the third time this season.

PROJECTED STARTERS



#10 • Matt Carlino • G

6-2 • 175 • Fr.
Scottsdale, Ariz.
Bloomington South HS

Pts	Reb	Ast	Stl
14.7	3.1	5.2	1.8

Has scored in double figures in 7 of 9 games including his first five collegiate games ... has hit a 3-pointer in all nine games ... has posted a steal in 8 of 9 games this season ... has posted 6-plus assists five times ... made collegiate debut on Dec. 17 against Baylor ... posted a double-double against Buffalo with 10 points, 11 assists ... had 21 points, 8 assists vs. SCU



#13 • Brock Zylstra • G

6-6 • 210 • Jr.
La Verne, Calif.
Bonita HS

Pts	Reb	Ast	Stl
8.9	3.9	2.4	1.1

Has started all 19 games this season ... shooting .500 from the field and .442 from three ... scored a career-best 26 vs. Buffalo ... had 23 points vs. Northern Arizona ... against San Francisco tied the BYU record for consecutive threes in a game without a miss with 6 and scored 22 points ... has hit a three in 15 of 19 games ... has 3-plus assists in 10 games



#1 • Charles Abouo • G

6-5 • 215 • Sr.
Abidjan, Cote d'Ivoire
Brewster Academy

Pts	Reb	Ast	Stl
11.2	6.1	2.9	1.2

Has started all 19 games ... shooting .439 from the field and .431 from 3 ... has scored in double figures 10 times this season ... had a double-double with 19 points and 16 rebounds vs. Longwood ... had 12 rebounds vs. Oregon ... has posted 4-plus assists seven times ... has posted 2-plus steals seven times



#34 • Noah Hartsock • F

6-8 • 230 • Sr.
Bartlesville, Okla.
Bartlesville HS

Pts	Reb	Ast	Blk
17.3	5.8	1.6	1.7

Leads the team in scoring and blocked shots ... is shooting .596 from the field and .810 from the free throw line ... has scored in double figures every game this season ... has scored 20-plus points 6 times ... has shot .500 or better in all but three games and .600 or better in nine games ... WCC Player of the Month for December



#0 • Brandon Davies • F

6-9 • 235 • Jr.
Provo, Utah
Provo HS

Pts	Reb	Ast	Stl
13.5	7.9	2.2	1.3

Averaging a double-double in WCC play with 19.8 ppg and 10.0 rpg ... has four double-doubles ... averaging at least one of everything (pts, reb, ast, stl, blk) ... shooting .515 from the field and .701 from the free throw line ... has scored in double figures in seven-straight games ... named MWC Player of the Week (Jan. 2)

OFF THE BYU BENCH

2	Craig Cusick	G	6-2	185	Jr.	3.1	1.3	Orem, Utah (Utah)
5	Chris Collinsworth	F	6-9	235	So.	0.0	0.5	Provo, Utah (Provo HS)
12	Josh Sharp	F	6-7	185	Fr.	1.8	1.9	Highland, Utah (Utah)
14	Nick Martineau	G	6-0	170	Jr.	0.7	0.5	Fruit Heights, Utah (Davis HS)
20	Anson Winder	G	6-3	195	Fr.	4.5	1.4	Las Vegas, Nev. (Bishop Gorman HS)
21	Stephen Rogers	F	6-8	195	Jr.	8.2	2.2	Mesa, Ariz. (Mesa CC)
24	Damarcus Harrison	G	6-5	190	Fr.	4.1	1.1	Greenwood, S.C. (Christ School)
33	Nate Austin	F/C	6-10	215	Fr.	4.3	3.8	Alpine, Utah (Lone Peak HS)

Redshirts

3	Austin Nelson	G	6-0	160	Fr.	—	—	Henderson, Nev. (Coronado HS)
15	Jaren Sweeney	G/F	6-5	190	Fr.	—	—	Mesa, Ariz. (Mountain View HS)
42	Ian Harward	F/C	6-10	215	Fr.	—	—	Orem, Utah (Orem HS)

Has hit a 3-pointer in all five WCC games, 7 of 8 from 3 in WCC play
Had his right knee scoped on Dec. 13, out 6 to 12 weeks from that date
Scored 2 points and had 1 board vs. Santa Clara
Did not play vs. Santa Clara
Had 1 point and 1 steal vs. Santa Clara
Against Santa Clara had 2 points, 3 rebounds, 3 assists and 1 steal
Played 2 minutes vs. Santa Clara
Posted a team-best 7 boards, added 3 points, 2 assists vs. Santa Clara

Coronado's all-time leader in scoring and assists
Earned first-team all-state honors and helped Mountain View to a state title
Prepped at Orem High School where he averaged 14.0 points as a senior



BYU SERIES VS. SAN DIEGO

Overall Series Record: BYU leads 3-0

BYU Record in Provo: 2-0

BYU Record at San Diego: 1-0

BYU Record at Neutral Sites: 0-0

BYU Record Under Dave Rose: 1-0

11-17-01	at San Diego	70-59	W
12-11-02	San Diego	64-49	W
12-31-11	San Diego	88-52	W

COMPARING THE STATS

Season Averages Overall	BYU	USD
Points Scored/Game	80.7	65.9
Points Allowed/Game	64.4	70.9
Rebounds/Game	40.0	32.1
Rebounds Allowed/Game	32.7	34.9
Assists/Game	19.2	12.4
Steals/Game	8.1	6.2
Blocks/Game	4.6	3.4
Turnovers	13.8	14.8
FG Percentage	.492	.431
FG Percentage Defense	.393	.447
3FG Percentage	.394	.338
3FG/Game	7.8	6.3
3FG Percentage Defense	.316	.360
FT Percentage	.697	.677

SAN DIEGO'S PROBABLE STARTERS

Name	Ht.	Pos.	Ppg	Rpg
Dennis Kramer	6-11	F	6.4	3.5
Simi Fajemisin	6-10	C	3.9	2.8
Christopher Anderson	5-7	G	7.5	2.9
Johnny Dee	6-0	G	15.2	1.9
Ken Rancifer	6-5	F	6.8	4.1

BY THE NUMBERS

4 The number of double-doubles for Brandon Davies this season. He had 18 points and 13 rebounds vs. Baylor, 14 points and 13 rebounds vs. Cal State San Marcos, 21 points and 22 rebounds vs. San Diego and 15 points and 10 rebounds at Loyola Marymount.

6 The number of different players who have scored 20-plus points in a single game this season. Brandon Davies scored 25 vs. BYU-Hawaii, 28 at Saint Mary's, 21 vs. San Diego and 23 vs. Santa Clara; Charles Abouo had 22 vs. Nevada; Noah Hartsock had 21 vs. Nevada, 23 vs. Oregon, 21 vs. UC Santa Barbara, 20 vs. Cal State San Marcos, 21 at Loyola Marymount and 21 vs. Santa Clara; Brock Zylstra scored 23 vs. Northern Arizona, 26 vs. Buffalo and 22 vs. San Francisco; Anson Winder had 20 vs. Buffalo and Matt Carlino had 22 vs. UC Santa Barbara and 21 vs. Santa Clara.

6 The number of 20-win seasons for BYU head coach Dave Rose. He is the second coach in BYU history to begin his career with six-straight 20-win seasons. Rose is tied with Roger Reid and Stan Watts for the most 20-win seasons in BYU history. Rose also has five 25-win seasons, a program record.

20-20 Brandon Davies had 21 points and 22 rebounds vs. San Diego on Dec. 31, 2011, BYU's first 20-20 game since Mark Handy had 20 points and 23 rebounds vs. Wyoming on March 7, 1975.

27 The number of 3-pointers BYU hit during a two-game stretch (vs. Longwood and Prairie View A&M). The 27 3s are a BYU record for most 3s in a two-game stretch. The Cougars shot .563 (27 of 48) from three during the two games.

56.9 BYU's shooting percentage against Santa Clara at home (33 of 58), a season best. The Cougars hit 15 of 28 in the first half (53.6 percent) and were even better in the second half at 18 of 30 (60.0 percent). BYU has shot 50.0 percent or better nine times this season and is 9-0 in those games.

65.2 The percentage of field goals BYU has assisted on this season (364 assists on 558 field goals). The Cougars set their season best ratio with assists on 93.1 percent of their field goals against San Francisco (27 assists on 29 field goals). The 93.1 percent mark is the third-highest ratio in program history.

102 BYU's win total the last four seasons (25 in 2008-09, 30 in 2009-10, 32 in 2010-11 and 15 this season). Charles Abouo has played in all 102 wins over the last four seasons to place him fourth all-time in program history in wins played in behind Jimmer Fredette (112), Jackson Emery (106) and Jonathan Tavernari (103). Noah Hartsock has played in 97 wins (Hartsock missed six games his freshman season — 2008-09 — with a sprained ankle).

154 The number of career blocks for senior Noah Hartsock, fourth all-time in program history. Hartsock had a season-best four blocks vs. Wisconsin, vs. Oregon and at Utah. Greg Kite is first with 208 blocks, Shawn Bradley is second with 177 and Russell Larson is third with 166.

174 BYU head coach Dave Rose's win total. He is second all-time in career wins at BYU behind Stan Watts (371 victories from 1949-72), a member of the Basketball Hall of Fame.

LAST TIME OUT: BYU VS. SANTA CLARA

PROVO, Utah – Matt Carlino, Brandon Davies and Noah Hartsock combined for 65 points to lead the BYU men's basketball team to a 95-78 victory over the Santa Clara Broncos.

"I thought that it was a really well played game," BYU head coach Dave Rose said. "Offensively, both teams were hard to stop. We had a hard time stopping them so we had to score to keep up."

Davies scored a game-high 23 points on 9 of 13 shooting. Carlino and Hartsock each added 21 points to give the Cougars (15-4, 4-1) three players with more than 20 points for the first time since March 6, 2010 against TCU. Carlino dished out a game-high eight assists.

Senior Charles Abouo also scored in double figures with 13 points. The win gives the Cougars their fourth-straight West Coast Conference victory.

Davies led BYU with 17 points in the first half, a career best for a single half. He hit six of his 10 shots and scored 10 straight points midway through the half to put BYU up 30-26.

Both teams shot well from the field in the opening 20 minutes, as BYU hit 15 of 28 (53.6%) of their shots while SCU nailed 15-29 (51.7%). The two teams also shot 50 percent or better from beyond the arc, as BYU hit 4 of 8 and the Broncos made 6 of 11.

Carlino hit two of BYU's four threes in the half and joined Davies in double figures with 10 points. Junior Craig Cusick ended the half with a big three to give the Cougars a 45-42 lead at the break.

Hartsock and Abouo got off to a fast start in the second half with a combined 13 points in the first five minutes of play. Abouo nailed a three in transition at the 15:35 mark that gave BYU its first double digit lead of the game at 62-50.

After pulling ahead by 12, the Cougars did not let Santa Clara back in the game. Carlino and Brock Zylstra each hit a trey to give BYU a 17-point lead at 86-69, a lead the Cougars would maintain for the remainder of the game.



2011-12 BYU QUICK FACTS

UNIVERSITY INFO

Location: Provo, Utah 84602
 Elevation: 4,553 feet
 Enrollment: 32,955 (Daytime)
 Founded: October 15, 1875
 Owned: The Church of Jesus Christ of Latter-day Saints
 Nickname: Cougars
 Mascot: Cosmo
 Colors: Blue and White
 Arena (capacity): Marriott Center (22,700)
 Conference: West Coast Conference
 President: Cecil O. Samuelson (Utah, 1966)
 Athletic Director: Tom Holmoe (BYU, 1983)
 Athletic Website: byucougars.com
 Tickets: 422-BYU1 or 1-800-322-BYU1

BYU COACHING STAFF

Head Coach: Dave Rose
 Alma Mater (year): Houston (1983)
 Record at School (years): 174-49 (7th year)
 Career Division I Record (years): same
 Basketball Office Fax: (801) 422-5965
 Assistant Coaches (Alma Mater, year)
 Terry Nashif (BYU, 2005)
 Tim LaComb (Utah, 2006)
 Mark Pope (Kentucky, 1996)
 Dir. of Basketball Operations: Mike Hall (BYU, 2005)

2010-11 REVIEW

2010-11 Overall Record: 32-5
 Conference Record/Finish: 14-2 (T-1st MWC)
 2011 Postseason: (2-1) Lost, NCAA Regional Semifinals (New Orleans) vs. Florida, 74-83 (OT)
 2011 Final National Ranking: 10/13

2011-12 PREVIEW

Lettermen Returning/Lost: 7/5
 Newcomers: 7
 Returning Redshirt Freshmen: 2
 Starters Returning/Lost: 3/3
 Returning Scoring: 38.6% (1162 of 3,012 pts)
 Returning Rebounding: 60.0% (856 of 1,425 reb)
 Returning Assists: 33.3% (179 of 538 ast)
 Returning Blocks: 82.0% (123 of 150)
 Returning Minutes: 45.2% (3,379 of 7,474)

BYU HISTORY

First Year of Basketball: 1903
 Overall All-Time Record: 1655-1009 (.621)
 Winning Seasons: 84 (last 2011)
 Regular Season Conf. Championships: 29 (last 2011)
 Postseason Appearances (record): 36 (26-37)
 Total NCAA Appearances (record): 26 (14-29)
 Last NCAA Appearance: 2011
 Second Round: W vs. Wofford, 74-66
 Third Round: W vs. Gonzaga, 89-67
 Sweet 16: L vs. Florida, 74-83 (OT)
 Total NIT Appearances (Record): 10 (12-8)
 Last NIT Appearance: 2006
 Result: (0-1) lost at Houston, 77-67

OLD RELIABLE

Since the seventh game of his sophomore season (2009-10), Noah Hartsock has started 85 of 86 games, including all 19 this season. The only game he did not start during that stretch was the first game of last season when he scored 21 points against Fresno State, a career high at the time. Along the way, Hartsock has climbed the rankings into BYU's top-four shot blockers and is now 52 points away from 1,000 career points.

FRESHMEN FINDING THEIR WAY

Several freshmen have made significant contributions this season. Some of the top performances by BYU's freshmen this season are listed below.

Name	Opponent	Stats
Josh Sharp	BYU-Hawaii	5 points, 6 boards, 1 assist, 1 steal
Josh Sharp	Prairie View A&M	5 points, 6 boards, 1 assist
Anson Winder	Longwood	8 points, 5 assists
Anson Winder	Prairie View A&M	11 points, 4 assists, 3 rebounds
Anson Winder	vs. Nevada	9 points, 4 rebounds, 4 assists, 4 steals
Anson Winder	vs. Northern Arizona	3 points, 9 assists, 2 blocks, 3 steals
Anson Winder	vs. Oregon	10 points, 2 3s, 6 assists, 1 steal
Damarcus Harrison	Longwood	11 points, 3 3s
Damarcus Harrison	Baylor	8 points, 3 boards, 1 assist, 1 block, 1 steal
Damarcus Harrison	Cal State San Marcos	8 points, 3 rebounds, 2 assists, 2 steals
Nate Austin	vs. Northern Arizona	11 points, 5 of 6 shooting, 4 rebounds
Nate Austin	vs. Oregon	9 points, 4 of 7 shooting, 6 rebounds
Nate Austin	Weber State	15 points, 7 of 8 shooting, 9 rebounds, 1 block
Nate Austin	Buffalo	7 points, 9 rebounds, 1 assist, 1 steal
Nate Austin	at Loyola Marymount	8 points, 4 of 5 shooting, 6 rebounds
Nate Austin	San Francisco	4 points, 9 rebounds, 1 assist, 1 steal
Matt Carlino	Baylor	18 points, 4 of 8 3s, 2 assists, 1 block, 1 steal
Matt Carlino	Buffalo	10 points, 11 assists, 7 rebounds, 3 steals
Matt Carlino	UC Santa Barbara	22 points, 6 assists, 1 block, 2 steals
Matt Carlino	Cal State San Marcos	19 points, 2 rebounds, 3 steals
Matt Carlino	at Saint Mary's	13 points, 6 assists, 4 rebounds
Matt Carlino	at Loyola Marymount	9 points, 7 assists, 1 steal
Matt Carlino	San Francisco	12 points, 4 assists, 2 steals
Matt Carlino	Santa Clara	21 points, 3 rebounds, 8 assists, 1 block, 1 steal

NO, I WON'T GET OUT OF YOUR WAY

Junior forward Brandon Davies has made a habit of making the opposition pay when they drive to the basket. On the season he has taken 20 charges, including a season-best four at Utah State. He took three charges against BYU-Hawaii and at Saint Mary's and two charges three times. Nate Austin has taken his fair share of charges as well with a total of 16. He took three charges against Longwood and Buffalo and two three times.

ALL-TIME BLOCKS LEADERS

Noah Hartsock has established himself as one of the best shot blockers in BYU history. He is currently fourth all-time in program history.

Blocks	Seasons	GP	Blocks	Blocks/G
1. Greg Kite	1979-83	112	208	1.9
2. Shawn Bradley	1990-91	34	177	5.2
3. Russell Larson	1991-95	129	166	1.3
4. Noah Hartsock	2008-present	119	154	1.3

ABOUO STEPPING IT UP

Senior Charles Aboou is having the most productive season of his career. He is averaging career highs in points (11.2), rebounds (6.1), assists (2.9) and steals (1.2) while shooting .439 from the field and .431 from three.

CARLINO'S DEBUT

Matt Carlino made his long awaited debut against No. 6 Baylor on Dec. 17, 2011. He totaled 18 points, four 3-pointers and two assists. Here are some of the top debuts by BYU freshmen.

Shawn Bradley	11/14/90	East Tennessee State	23 points, 14 rebounds, 5 blocks, 8-15 FGs
Mike Rose	11/21/03	Southern Utah	26 points, 8-13 3-pointers, 6 assists
Russell Larson	11/26/91	Utah State	21 points, 12 rebounds, 3 blocks, 8-10 FGs
Matt Carlino	12/17/11	No. 6 Baylor	18 points, 4-8 3s, 2 assists, 1 block, 1 steal
Danny Ainge	11/26/77	UCLA	13 points, 6 rebounds, 2 assists
Mark Bigelow	11/13/98	Wofford	12 points, 6 rebounds, 2 assists, 4-6 FGs
Devin Durrant	11/24/78	Hawaii	13 points, 5 rebounds, 3 assists, 1 block, 1 steal



AMONG THE NATION'S BEST

BYU men's basketball is one of the most successful programs in the nation in recent history. See below.

Best Combined Record 09-10 and 10-11

Team	W	L	Pct.
1. Kansas	68	6	.919
2. Duke	67	10	.870
3. Ohio State	63	11	.851
4. <i>BYU</i>	62	11	.849
5. Kentucky	64	12	.842

Teams With 25 Wins, Last Five Seasons

- *BYU*
- Butler
- Kansas
- Pittsburgh

NEW HOME

The 2011-12 season is BYU's first as a member of the West Coast Conference. The Cougars have played each member of the league at least twice all time. See below for BYU's all-time record vs. its new conference and its record under Dave Rose vs. those teams.

Opponent	All-time	Rose vs.	In 11-12
Gonzaga	1-1	1-0	0-0
LMU	2-2	2-1	1-0
Pepperdine	4-4	2-0	0-0
Portland	5-0	3-0	0-0
St. Mary's	8-3	1-1	0-1
San Diego	3-0	1-0	1-0
USF	6-5	2-0	1-0
Santa Clara	16-5	1-0	1-0
<i>Total</i>	<i>45-20</i>	<i>13-2</i>	<i>4-1</i>

ROSTER BREAKDOWN

Starters Returning	Pos.	Yr.	In 2010-11		
			Ppg	Rpg	Exp
Charles Abouo	G/F	Sr.	7.2	4.8	3L
Brandon Davies	F	Jr.	11.1	6.2	2L
Noah Hartsock	F	Sr.	8.6	5.9	3L

Other Returnees	Pos.	Yr.	In 2010-11		
			Ppg	Rpg	Exp
Matt Carlino**	G	Fr.	—	—	RS
Chris Collinsworth	F	So.	5.9	5.6	2L
Craig Cusick ^	G	Jr.	—	—	PS
Nick Martineau	G	Jr.	0.7	0.4	2L
Stephen Rogers	F	Jr.	4.1	2.2	1L
Anson Winder**	G	Fr.	—	—	RS
Brock Zylstra	G	Jr.	1.1	1.3	2L

** Redshirted in 2010-11

^ A member of the practice squad in 2010-11

Newcomers	Pos.	Yr.
Nate Austin	F/C	Fr.
Damarcus Harrison	G	Fr.
Ian Harward	F/C	Fr.
Austin Nelson	G	Fr.
Josh Sharp	F	Fr.
Jaren Sweeney	G/F	Fr.

BYU BASKETBALL ON KSL NEWSRADIO/BYU RADIO

(102.7 FM and 1160 AM; SiriusXM 143)

The "Voice of the Cougars" is KSL Newsradio's Greg Wrubell, in his 16th season as the play-by-play broadcaster for BYU Basketball. Joining Wrubell on the broadcasts is former Cougar letterman Mark Durrant, in his 15th year as game analyst. All game broadcasts start one hour prior to tipoff with "Cougar Pregame Live."

Other Ways to Listen

Fans can listen to the radio broadcasts via ksl.com and byuradio.org, and via the KSL and KSLGameCenter apps for iPhone and Android. Those in the Marriott Center can listen to home game broadcasts by tuning their portable radios to KSL's delay-free and static-free in-arena translator at 1100 AM.

Network Affiliates

- KMGR 95.9 FM - Manti, Utah
- KDXU 890 AM - St. George, Utah
- KSUB 590 AM - Cedar City, UT
- KTHK 105.5 FM - Blackfoot, Idaho Falls, Pocatello, Idaho

"BYU BASKETBALL WITH HEAD COACH DAVE ROSE" ON KSL NEWSRADIO/BYU RADIO

Dave Rose's weekly radio show is broadcast live from Legends Grille on the BYU campus, Tuesdays from 7 to 8 p.m. MST. The show will feature appearances by BYU players and coaches, and a question-and-answer segment with Coach Rose.

"BYU BASKETBALL WITH HEAD COACH DAVE ROSE" ON KSL 5 TV

Dave Rose's weekly television show airs Sunday evenings at 11 p.m. MST. The show will include weekly features on BYU players and coaches, and an "X's and O's" segment with Coach Rose.

SHARING THE ROCK

In BYU's 81-56 victory over San Francisco on Jan. 7, the Cougars had one of the best games in program history in terms of sharing the basketball. BYU hit 29 shots against the Dons and assisted on 27, including all 16 baskets in the first half and the first 18 of the game. The 27 assists on 29 made shots is a ratio of .931, the third best in a single-game in program history. The BYU record for a single game was set in 2001 against Idaho when BYU had assists on 20 of 21 baskets (.952). According to StatSheet.com, BYU is ninth in the nation in assist percentage (65.2).

#winning NUMBERS

BYU has achieved a high level of success under Dave Rose. See some of the accomplishments below.

- 6-consecutive 20-win seasons
- 5-consecutive 25-win seasons
- 2-consecutive 30-win seasons
- 114 wins from 2007 to 2011 — most wins in a four-year stretch in program history
- From the 2008-09 season to now, BYU has won 102 games and Charles Abouo has played in every victory and every game during that stretch
- Abouo (102), Jimmer Fredette (112), Jackson Emery (106) and Jonathan Tavernari (103) are the four Cougars to have played in 100 victories
- Noah Hartsock has played in 97 victories (he missed six games in 2008-09 with an ankle sprain) and is poised to become the next member of the 100-win club
- BYU advanced to the Sweet 16 in 2011 for the first time since 1981
- Under Rose, BYU has won four conference titles and finished second his other two years as head coach
- Rose and Roger Reid are the only BYU coaches to win 20-plus games in each of their first six seasons — Rose has the opportunity to become to first to win 20-plus games in each of his first seven seasons
- BYU basketball has 10 25-win seasons in its 110-year history and Rose has been the head coach of five of those teams



BYU'S 2011-12 RECORD WHEN

At home	10-1
On the road	2-2
On a neutral floor	3-1
On Television	15-4
On BYUtv	12-1
On ESPN2	0-1
On ESPNU	2-0
On FSN	1-0
On KCSG	0-1
On Big Ten Network	0-1
On Monday	0-0
On Tuesday	4-0
On Wednesday	2-0
On Thursday	2-1
On Friday	2-1
On Saturday	5-2
Coming off a win	11-3
Coming off a loss	4-0
Had two or more days between last game	12-1
Had only one day between last game	3-1
Playing the next day after a game	0-1
BYU scores 100 or more points	0-0
BYU scores between 90-99 points	5-0
BYU scores between 80-89 points	4-2
BYU scores between 70-79 points	5-0
BYU scores between 60-69 points	1-1
BYU scores below 60 points	0-1
Opponent scores 90 or more points	0-1
Opponent scores between 80-89 points	0-1
Opponent scores between 70-79 points	3-1
Opponent scores between 60-69 points	4-1
Opponent scores between 50-59 points	7-0
Opponent scores below 50 points	1-0
BYU leads at half	14-1
Opponent leads at half	0-3
Score tied at half	1-0
BYU leads with 5 minutes left	15-0
Opponent leads with 5 min. left	0-4
Score tied with 5 minutes left	0-0
BYU leads with 1 minute left	15-0
Opponent leads with 1 min. left	0-4
Score tied with 1 minute left	0-0
Game goes into overtime	0-0
BYU shoots 50 % or better	9-0
Opponent shoots 50 % or better	0-3
BYU outshoots opponent	14-1
Opponent outshoots BYU	1-3
Teams shoot equal from the field	0-0
BYU outrebounds opponent	14-1
Opponent outrebounds BYU	0-3
BYU and opponent tie in rebounds	1-0
vs. top-25 ranked opponent	0-2
vs. 2011 regular-season conference champions	0-2
vs. 2011 postseason teams	7-3

# PLAYERS IN DOUBLE FIGURES	11-12	CONF
One Player	0-1	0-0
Two Players	2-0	1-0
Three Players	5-2	1-1
Four Players	6-1	2-0
Five Players	1-0	0-0
Six Players	1-0	0-0

LATE FREE THROWS	5:00-2:00	2:00-0:00/OT
Charles Abouo	7-9 (.778)	4-4 (1.000)
Noah Hartsock	4-4 (.500)	4-4 (1.00)
Brandon Davies	1-3 (.333)	3-3 (1.000)
Nick Martineau	—	1-2 (.500)
Josh Sharp	2-4 (.500)	5-6 (.833)
Nate Austin	2-5 (.400)	3-5 (.600)
Damarcus Harrison	—	1-2 (.500)
Anson Winder	2-3 (.667)	6-7 (.857)
Craig Cusick	—	6-7 (.857)
Matt Carlino	2-4 (.500)	6-8 (.750)
Team	20-32 (.625)	39-48 (.813)

DUNKS	11-12	CAREER
Charles Abouo	3	16
Brandon Davies	19	43
Chris Collinsworth	0	4
Noah Hartsock	3	8
Brock Zylstra	1	2
Stephen Rogers	1	2
Josh Sharp	1	1
Anson Winder	1	1
Nate Austin	2	2
Damarcus Harrison	3	3
BYU	34	
Opponents	23	

BYU STARTING LINEUPS

OPPONENT	(1)	(2)	(3)	(4)	(5)
at Utah State	Zylstra	Rogers	Abouo	Hartsock	Davies
BYU-Hawaii	Zylstra	Rogers	Abouo	Hartsock	Davies
Longwood	Cusick	Zylstra	Abouo	Hartsock	Davies
Prairie View A&M	Cusick	Zylstra	Abouo	Hartsock	Davies
vs. Nevada	Winder	Zylstra	Abouo	Hartsock	Davies
vs. Wisconsin	Winder	Zylstra	Abouo	Hartsock	Davies
vs. Northern Arizona	Winder	Zylstra	Abouo	Hartsock	Davies
vs. Oregon	Winder	Zylstra	Abouo	Hartsock	Davies
Weber State	Winder	Zylstra	Abouo	Hartsock	Davies
at Utah	Winder	Zylstra	Abouo	Hartsock	Davies
Baylor	Cusick	Zylstra	Abouo	Hartsock	Davies
Buffalo	Carlino	Zylstra	Abouo	Hartsock	Davies
UC Santa Barbara	Carlino	Zylstra	Abouo	Hartsock	Davies
Cal State San Marcos	Carlino	Zylstra	Abouo	Hartsock	Davies
at Saint Mary's	Carlino	Zylstra	Abouo	Hartsock	Davies
San Diego	Carlino	Zylstra	Abouo	Hartsock	Davies
at Loyola Marymount	Carlino	Zylstra	Abouo	Hartsock	Davies
San Francisco	Carlino	Zylstra	Abouo	Hartsock	Davies
Santa Clara	Carlino	Zylstra	Abouo	Hartsock	Davies
at San Diego					
Loyola Marymount					
at Pepperdine					
at Virginia Tech					
Saint Mary's					
Gonzaga					
at Portland					
Pepperdine					
at San Francisco					
at Santa Clara					
Gonzaga					
Portland					

WON-LOSS RECORDS/STARTING LINEUPS

RECORD	(1)	(2)	(3)	(4)	(5)
1-1	Zylstra	Rogers	Abouo	Hartsock	Davies
2-1	Cusick	Zylstra	Abouo	Hartsock	Davies
5-1	Winder	Zylstra	Abouo	Hartsock	Davies
7-1	Carlino	Zylstra	Abouo	Hartsock	Davies

FREE THROW STREAKS

Davies	11	11/22/11 - 12/10/11	Davies	7	12/10/11 - 12/17/11
Hartsock	10	11/25/11 - 12/3/11	Winder	7	12/22/11 - current
Hartsock	10	12/7/11 - 12/20/11			
Abouo	10	12/31/11 - current			
Abouo	9	12/22/11 - 12/27/11			
Hartsock	8	11/11/11 - 11/18/11			
Hartsock	8	12/3/11 - 12/7/11			
Abouo	8	11/22/11 - 12/7/11			
Hartsock	8	12/22/11 - 12/27/11			
Davies	7	11/11/11 - 11/15/11			

MARGIN OF VICTORY

MARGIN	WINS	LOSSES
1 point		
2 points		
3 points		1
4 points		
5 points		
6 points		
7 points		1
8 points	1	
9 points		
10 points		
11 points		
12 points		
13 points		
14 points	2	
15 points	1	
16-19 points	2 (19, 17)	2 (17, 16)
20-24 points	2 (21, 21)	
25-29 points	3 (28, 28, 25)	
30-plus points	4 (32, 35, 36, 39)	

STREAKS

STREAK	11-12	OVERALL
Current won/loss streak	4 wins	same
At home	6 wins	same
On the road	1 win	same
On a neutral floor	2 wins	same
At home vs. Nonconference	3 wins	same
At home vs. WCC	3 wins	same
On the road vs. Nonconference	1 win	same
On the road vs. WCC	1 win	same
On a neutral floor vs. Nonconference	2 wins	same
On a neutral floor vs. WCC	—	—
at regular-season tournament	1 loss	same
at WCC Tournament	—	—
at NCAA Tournament	—	1 loss
at NIT	—	2 losses
Games With a Three-Point Make	19	494

GAMES PLAYED

	2011-12	CAREER
Charles Abouo	19 (15-4)	125 (102-23)
Noah Hartsock	19 (15-4)	119 (97-22)
Brandon Davies	19 (15-4)	83 (72-11)
Brock Zylstra	19 (15-4)	68 (57-11)
Nick Martineau	13 (12-1)	59 (53-6)
Chris Collinsworth	2 (1-1)	46 (36-10)
Stephen Rogers	13 (11-2)	49 (42-7)
Craig Cusick	19 (15-4)	same
Josh Sharp	16 (13-3)	same
Damarcus Harrison	17 (13-4)	same
Nate Austin	19 (15-4)	same
Anson Winder	18 (15-3)	same
Matt Carlino	9 (7-2)	same

GAMES STARTED

	2011-12	CAREER
Noah Hartsock	19 (15-4)	85 (71-14)
Brandon Davies	19 (15-4)	46 (39-7)
Charles Abouo	19 (15-4)	45 (38-7)
Brock Zylstra	19 (15-4)	same
Matt Carlino	8 (7-1)	same
Anson Winder	6 (5-1)	same
Craig Cusick	3 (2-1)	same
Stephen Rogers	2 (1-1)	same



2011-12 SCORING BY HALF (BYU-OPPONENT)

	1ST HALF	(MARGIN)	FG %	2ND HALF	(MARGIN)	FG %	OT	(MARGIN)	FG %	FINAL	(MARGIN)	FG %
at Utah State	28-30	-2	50.0-47.6	34-39	-5	44.0-44.4	—	—	—	62-69	-7	46.8-45.8
BYU-Hawaii	40-17	+23	50.0-19.4	33-35	-2	47.8-40.5	—	—	—	73-52	+21	49.1-30.9
Longwood	35-29	+6	44.0-39.3	57-31	+26	63.6-42.9	—	—	—	92-60	+32	55.2-41.1
Prairie View A&M	34-25	+9	43.5-32.3	56-26	+30	67.9-26.3	—	—	—	90-51	+39	56.9-29.0
vs. Nevada	34-27	+7	46.7-34.5	42-28	+14	63.0-40.7	—	—	—	76-55	+21	54.4-37.5
vs. Wisconsin	32-34	-2	50.0-42.9	24-39	-15	36.0-60.0	—	—	—	56-73	-17	43.1-50.9
vs. Northern Arizona	44-21	+23	48.5-33.3	43-31	+12	54.5-41.4	—	—	—	87-52	+35	51.5-37.7
vs. Oregon	38-31	+7	37.8-41.7	41-34	+7	41.2-36.4	—	—	—	79-65	+14	39.4-38.6
Weber State	47-34	+13	40.9-32.4	47-32	+15	63.6-34.5	—	—	—	94-66	+28	50.6-33.3
at Utah	25-17	+8	26.9-18.2	36-25	+11	52.2-33.3	—	—	—	61-42	+19	38.8-26.9
Baylor	42-38	+4	45.7-46.4	41-48	-7	48.5-54.3	—	—	—	83-86	-3	47.1-50.8
Buffalo	47-39	+8	51.4-53.8	46-39	+7	55.2-52.8	—	—	—	93-78	+15	53.1-52.8
UC Santa Barbara	38-32	+6	48.6-50.0	51-43	+8	47.8-50.0	—	—	—	89-75	+14	48.3-50.0
Cal State San Marcos	32-23	+9	44.8-34.5	47-28	+19	54.5-38.5	—	—	—	79-51	+28	50.0-36.4
at Saint Mary's	43-53	-10	54.3-57.1	39-45	-6	42.4-53.6	—	—	—	82-98	-16	48.5-55.4
San Diego	34-24	+10	38.7-22.2	54-28	+26	60.7-23.5	—	—	—	88-52	+36	49.2-23.0
at Loyola Marymount	34-34	0	35.1-37.5	39-31	+8	53.8-31.4	—	—	—	73-65	+8	42.9-34.3
San Francisco	42-20	+22	61.5-25.8	39-36	+3	46.4-40.7	—	—	—	81-56	+25	53.7-32.8
Santa Clara	45-42	+3	53.6-51.7	50-36	+14	60.0-41.4	—	—	—	95-78	+17	56.9-46.6
at San Diego												
Loyola Marymount												
at Pepperdine												
at Virginia Tech												
Saint Mary's												
Gonzaga												
at Portland												
Pepperdine												
at San Francisco												
at Santa Clara												
Gonzaga												
Portland												
SEASON TOTALS	37.6-30.0	+7.6	45.7-37.7	43.1-34.4	+8.7	53.0-40.8	—	—	—	80.7-64.4	+16.3	49.2-39.3

2011-12 OFFENSIVE TRENDS (BYU-OPPONENT)

	PTS/PAINT	(MARGIN)	PTS OFF T.O.	(MARGIN)	2ND CHANCE PTS	(MARGIN)	FASTBREAK PTS	(MARGIN)	BENCH PTS	(MARGIN)	BIG RUN	BIG LEAD
at Utah State	22-20	+2	15-21	-6	7-9	-2	0-0	0	6-11	-5	5-0/11-0	4/11
BYU-Hawaii	30-22	+8	15-4	+11	11-8	+3	6-0	+6	18-13	+5	13-0/5-0	26/--
Longwood	26-12	+14	16-4	+12	25-3	+22	4-2	+2	44-16	+28	9-0/7-0	32/6
Prairie View A&M	30-24	+6	14-7	+7	12-10	+2	10-4	+6	41-19	+22	18-0/4-0	41/3
vs. Nevada	40-28	+12	22-10	+12	13-7	+6	16-2	+14	6-5	+1	16-0/9-0	24/2
vs. Wisconsin	30-24	+6	11-20	-9	12-9	+3	11-2	+9	19-23	-4	7-0/11-0	4/22
vs. Northern Arizona	28-26	+2	28-10	+18	10-2	+8	10-6	+4	27-24	+3	15-0/5-0	37/4
vs. Oregon	27-22	+5	17-9	+9	19-8	+11	6-0	+6	25-16	+9	13-0/8-0	21/8
Weber State	42-22	+20	14-9	+6	15-11	+4	10-2	+8	34-20	+14	8-0/10-0	34/3
at Utah	12-20	-8	8-2	+6	12-6	+6	2-0	+2	21-9	+12	10-0/5-0	22/4
Baylor	41-24	+17	20-26	-6	24-12	+12	11-2	+9	27-19	+8	11-0/6-0	13/9
Buffalo	28-34	-6	20-21	-1	17-9	+8	14-0	+14	31-15	+16	8-0/9-0	21/11
UC Santa Barbara	34-37	-3	18-19	-1	4-9	-5	8-3	+5	4-9	-5	9-0/7-0	15/5
Cal State San Marcos	46-24	+22	28-9	+19	12-6	+6	14-6	+8	20-17	+3	10-0/7-0	28/--
at Saint Mary's	33-32	+1	18-22	-4	18-13	+5	11-8	+3	15-13	+2	7-0/13-0	3/22
San Diego	32-14	+18	16-7	+9	9-10	-1	13-0	+13	21-29	-8	13-0/5-0	36/2
at Loyola Marymount	20-24	-4	16-20	-4	12-13	-1	0-4	-4	21-14	+7	8-0/12-0	13/8
San Francisco	21-24	-3	15-21	-6	9-2	+7	7-4	+3	19-24	-5	14-0/6-0	31/--
Santa Clara	50-30	+20	17-14	+3	9-6	+3	16-0	+16	10-9	+1	7-0/6-0	17/2
at San Diego												
Loyola Marymount												
at Pepperdine												
at Virginia Tech												
Saint Mary's												
Gonzaga												
at Portland												
Pepperdine												
at San Francisco												
at Santa Clara												
Gonzaga												
Portland												
SEASON TOTALS	592-463	+129	328-255	+73	250-153	+97	169-45	+124	409-305	+104		
TIMES LED, RECORD (W/L/T)	10-4/5-0/0-0		11-0/4-4/0-0		12-3/3-1/0-0		14-3/1-0/0-1		12-2/3-2/0-0			





2011-12 WCC STANDINGS (AS OF 1/14/12)

	WCC	Pct	Overall
Saint Mary's	6-0	1.000	17-2
Gonzaga	4-1	.800	14-3
BYU	4-1	.800	15-4
Loyola Marymount	3-2	.600	10-8
Portland	2-3	.400	5-13
San Francisco	2-4	.333	12-8
San Diego	1-3	.250	6-10
Pepperdine	1-5	.167	7-10
Santa Clara	0-4	.000	8-9

2011-12 WCC PLAYERS OF THE WEEK

Nov. 14	Ashley Hamilton, Loyola Marymount
Nov. 21	Kevin Pangos, Gonzaga
Nov. 28	Evan Roquemore, Santa Clara
Dec. 5	Noah Hartsock, BYU
Dec. 12	Angelo Caloiaro, San Francisco
Dec. 19	Elias Harris, Gonzaga
Dec. 26	Kevin Pangos, Gonzaga
Jan. 2	Brandon Davies, BYU
Jan. 9	Rob Jones, Saint Mary's

PRESEASON WCC MEDIA POLL

School (First-place votes)	Points
1. Gonzaga University (7)	63
2. Saint Mary's College (1)	56
3. Brigham Young University (1)	52
4. University of San Francisco	42
5. Santa Clara University	35
6. Loyola Marymount University	27
7. University of Portland	25
8. Pepperdine University	13
9. University of San Diego	11

PRESEASON ALL-WCC

Player	School	Yr.	Pos.
Brandon Davies	BYU	Jr.	F
Matthew Dellavedova	Saint Mary's	Jr.	G
Kevin Foster	Santa Clara	RS-Jr.	G
Rashad Green	San Francisco	Sr.	G
Elias Harris	Gonzaga	Jr.	F
Rob Jones	Saint Mary's	RS-Sr.	F
Nemanja Mitrovic	Portland	Sr.	G
Robert Sacre	Gonzaga	RS-Sr.	C
Drew Viney	Loyola Marymount	RS-Sr.	F
Michael Williams	San Francisco	Jr.	G

Note: Team listed alphabetically

Click/scan to view the WCC men's basketball page on WCCsports.com



TEAM

WCC STATS (1/14/12)	ALL	CONF
Scoring Offense	1st	1st
Scoring Defense	4th	5th
Scoring Margin	2nd	3rd
FT Percentage	6th	5th
FG Percentage	1st	2nd
FG Percentage Defense	1st	2nd
3FG Percentage	1st	1st
3FG Percentage Defense	2nd	2nd
3-Point FG Made/Game	3rd	2nd
Rebounding Offense	1st	1st
Rebounding Defense	4th	3rd
Rebounding Margin	2nd	1st
Blocked Shots	1st	15th
Assists	1st	1st
Steals	3rd	3rd
Turnover Margin	2nd	5th
Assist/Turnover Ratio	2nd	1st
Offensive Rebounds	8th	5th
Defensive Rebounds	1st	1st
Defensive Reb Pct	1st	1st
Offensive Reb Pct	7th	4th

NCAA STATS (1/12/12)

	RANK	ACTUAL
Won-Lost Percentage	40	77.8
Scoring Offense	15	79.9
Scoring Defense	101	63.7
Scoring Margin	15	16.2
Field-Goal Percentage	16	48.8
Field-Goal Pct Defense	36	38.9
3-Point Field Goals/Game	51	7.8
3-Point Field-Goal Pct	29	39.3
Three Pt FG Defense	72	31.3
Free-Throw Percentage	150	69.2
Rebound Margin	20	6.9
Assists Per Game	4	19.1
Assist Turnover Ratio	16	1.36
Blocked Shots Per Game	57	4.7
Steals Per Game	57	8.1
Turnovers Per Game	172	14.0
Turnover Margin	106	1.5
Personal Fouls Per Game	139	17.8

INDIVIDUAL

WCC (1/14/12)	TOP BYU PLAYER - ALL	TOP BYU PLAYER - CONF
Scoring	Noah Hartsock - 2nd	Brandon Davies - 1st
Rebounding	Brandon Davies - 3rd	Brandon Davies - 2nd
FG Percentage	Noah Hartsock - 2nd	Brock Zylstra - 5th
Assists	Charles Abouo - 12th	Matt Carlino - 3rd
FT Percentage	Noah Hartsock - 8th	Charles Abouo - T13th
Steals	Brandon Davies - 9th	Brandon Davies - 9th
3FG Percentage	Brock Zylstra - 1st	Craig Cusick - 1st
3FG Made/Game	Brock Zylstra - 8th	Matt Carlino - 7th
Blocked Shots	Noah Hartsock - 1st	Brandon Davies - T1st
Assist/TO Ratio	—	Charles Abouo - 1st
Offensive Rebounds	Brandon Davies - 8th	Brandon Davies - 10th
Defensive Rebounds	Brandon Davies - 2nd	Brandon Davies - 1st
Minutes Played	Noah Hartsock - 7th	Noah Hartsock - 7th

NCAA (1/12/12)

	BYU PLAYER - RANK	ACTUAL
Points Per Game	Noah Hartsock - 77	17.1
Field Goal Percentage	Noah Hartsock - 22	58.9
	Brandon Davies - 87	50.3
Free Throw Percentage	Noah Hartsock - 103	82.1
Rebounds Per Game	Brandon Davies - 84	8.1
Blocked Shots Per Game	Noah Hartsock - 73	1.8
	Brandon Davies - 194	1.2

Click/scan to view the NCAA Division I Men's Basketball statistics



2011-12 NUMERICAL ROSTER

Click/scan to view the BYU men's basketball roster on BYUcougars.com



PRONUNCIATION GUIDE

CHARLES ABOUO a-BOO-oh	ANSON WINDER AN-son WINE-der
MATT CARLINO car-LEE-no	BROCK ZYLSTRA ZIL-stra
DAMARCUS HARRISON duh-MARCUS	TERRY NASHIF NASH-if
IAN HARWARD har-WORD	ROBERT RAMOS RAY-mus
NICK MARTINEAU MART-in-oh	

No.	Name	Pos.	Ht.	Wt.	Yr.	Hometown (Previous School)
0	Brandon Davies	F	6-9	235	Jr.	Provo, Utah (Provo HS)
1	Charles Abouo	G/F	6-5	215	Sr.	Abidjan, Cote d'Ivoire (Brewster Academy)
2	Craig Cusick	G	6-2	185	Jr.	Orem, Utah (Utah)
3	Austin Nelson	G	6-0	160	Fr.	Henderson, Nev. (Coronado HS)
5	Chris Collinsworth	F	6-9	235	So.	Provo, Utah (Provo HS)
10	Matt Carlino	G	6-2	175	Fr.	Scottsdale, Ariz. (Bloomington South HS)
12	Josh Sharp	F	6-7	185	Fr.	Highland, Utah (Utah)
13	Brock Zylstra	G/F	6-6	210	Jr.	La Verne, Calif. (Bonita HS)
14	Nick Martineau	G	6-0	170	Jr.	Fruit Heights, Utah (Davis HS)
15	Jaren Sweeney	G/F	6-5	190	Fr.	Mesa, Ariz. (Mountain View HS)
20	Anson Winder	G	6-3	195	Fr.	Las Vegas, Nev. (Bishop Gorman HS)
21	Stephen Rogers	F	6-8	195	Jr.	Mesa, Ariz. (Mesa CC)
24	Damarcus Harrison	G	6-5	190	Fr.	Greenwood, S.C. (Christ School)
33	Nate Austin	F/C	6-10	215	Fr.	Alpine, Utah (Lone Peak HS)
34	Noah Hartsock	F	6-8	230	Sr.	Bartlesville, Okla. (Bartlesville HS)
42	Ian Harward	F/C	6-10	215	Fr.	Orem, Utah (Orem HS)

Head Coach: Dave Rose, 7th year (Houston, 1983)
 Assistant Coaches: Terry Nashif (BYU, 2005); Tim LaComb (Utah, 2006), Mark Pope (Kentucky, 1996)
 Director of Basketball Operations: Mike Hall (BYU, 2005)
 Team Trainer: Robert Ramos (BYU, 1995)

2011-12 SEASON / CAREER HIGHS				
#	PLAYER	POINTS	REBOUNDS	ASSISTS
0	DAVIES, Brandon Career:	28 at Saint Mary's same	22 vs. San Diego same	6 vs. San Francisco 6 at Air Force (10-11), vs. USF (11-12)
1	ABOUO, Charles Career:	22 vs. Nevada 25 vs. Wyoming (10-11)	16 vs. Longwood same	7 vs. San Francisco same
2	CUSICK, Craig Career:	10 at Utah same	4, at Loyola Marymount same	8 vs. Weber State same
5	COLLINSWORTH, Chris Career:	— 15 vs. Chicago State	1 vs. BYU-Hawaii 11 at UNLV (07-08)	1 at Utah State 3 four times, last vs. Chicago State (10-11)
10	CARLINO, Matt Career:	22 vs. UC Santa Barbara same	7 vs. Buffalo same	11 vs. Buffalo same
12	SHARP, Josh Career:	5 vs. BYU-Hawaii, vs. PVAMU same	6 vs. BYU-Hawaii, vs. PVAMU same	3 vs. Longwood same
13	ZYLSTRA, Brock Career:	26 vs. Buffalo same	7 vs. Baylor, vs. UC Santa Barbara same	5 vs. UC Santa Barbara same
14	MARTINEAU, Nick Career:	3 vs. Longwood 6 vs. Loyola Marymount (07-08)	3 vs. CSUSM same	2 vs. PVAMU, vs. CSUSM 4 vs. Loyola Marymount (07-08)
20	WINDER, Anson Career:	20 vs. Buffalo same	4 vs. Nevada same	9 vs. Northern Arizona same
21	ROGERS, Stephen Career:	18 vs. PVAMU same	6 vs. Northern Arizona 8 vs. UNLV (10-11)	3 at USU, vs. Longwood, vs. NAU, vs. SCU same
24	HARRISON, Damarcus Career:	11 vs. Longwood same	3 vs. Baylor, vs. CSUSM same	2 vs. BYUH, vs. PVAMU, vs. UCSB, vs. CSUSM same
33	AUSTIN, Nate Career:	15 vs. Weber State same	9 vs. Weber State, vs. San Francisco same	2 at Saint Mary's, vs. Santa Clara same
34	HARTSOCK, Noah Career:	23 vs. Oregon same	12 vs. Oregon, vs. Weber State 13 vs. Vermont (10-11)	5 vs. BYU-Hawaii 6 vs. Eastern New Mexico (09-10)



CAREER HIGHLIGHTS

- 174-49 overall record for a BYU record .780 winning percentage
- With 159 victories in his first six seasons is tied for third all-time for best career starts (through six seasons) by wins in NCAA history and second in BYU history for career victories
- Four Mountain West Conference regular season titles, a BYU and MWC record
- Three-time MWC Coach of the Year (2006, 2007, 2011)
- Two-time USBWA District VIII Coach of the Year (2006, 2011)
- Honorable Mention for National Coach of the Year by Scout.com (2006)
- Five-consecutive trips to the NCAA Tournament, a BYU record
- Five-consecutive 25-win seasons, a BYU record
- Holds top two spots for wins in a season in BYU history with 32 in 2010-11 and 30 in 2009-10
- Took BYU to the Sweet 16 in 2011 for the first time since 1981
- Coached Jimmer Fredette, the 2011 Consensus National Player of the Year (received the Wooden Award, Naismith Trophy, Oscar Robertson Trophy and other national awards)
- Naismith Coach of the Year Finalist in 2011
- Finalist for the Clair Bee Award in 2010

COACHING EXPERIENCE

- BYU Head Coach (2005-present)
- BYU Associate Head Coach (2000-2005)
- BYU Assistant Coach (1997-2000)
- Dixie State Head Coach (1990-1997)
- Dixie State Assistant Coach (1987-1990)
- Assistant coach at Pine View High School (1986-87)
- Head coach at Millard High School (1983-86)

SERVICE

- NABC Game Pillar Award for Service in 2008
- 63rd recipient of the Dale Rex Memorial Award
- Honorary Chair of the Children with Cancer Christmas Foundation
- Was the first coach in the state of Utah to participate in the American Cancer Society's nationwide Coaches vs. Cancer campaign
- Lobbied before Congress for more funding for cancer research in September 2010

EDUCATION

- Houston (1983, B.A.)

PLAYING CAREER

- Played baseball and basketball at Dixie State College
- Played for Houston from 1980-83 (played in 1980-81 and 82-82, redshirted in 1981-82)
- Co-Captain on the famous "Phi-Slamma Jamma" team that featured Hakeem Olajuwon and Clyde Drexler
- Helped Houston achieve a No. 1 ranking and reach the national championship game in 1983

MISSION

- Manchester England (1977-79)

PERSONAL/FAMILY

- Wife: Cheryl
- Children: Daughter Chanell and husband Brock Reichner, son Garrett and wife Brooke, daughter Taylor
- Dave and Cheryl Rose have five grandchildren



Click/scan to view Dave Rose's profile on BYUcougars.com



ROSE DIVISION I COACHING LEDGER

SCHOOL	SEASON	OVERALL	MWC/WCC	MWC/WCC TOURNEY	NCAA/NIT
BYU	2005-06	20-9	12-4	0-1	0-1 NIT
BYU	2006-07	25-9	13-3	2-1	0-1 NCAA
BYU	2007-08	27-8	14-2	2-1	0-1 NCAA
BYU	2008-09	25-8	12-4	1-1	0-1 NCAA
BYU	2009-10	30-6	13-3	1-1	1-1 NCAA
BYU	2010-11	32-5	14-2	2-1	2-1 NCAA
BYU	2011-12	15-4	4-1	—	—
TOTAL		174-49 (.780)	82-19 (.812)	8-6 (.571)	3-6





0 — BRANDON DAVIES
6-9 • 235 • Junior • Forward
Provo, Utah (Provo HS)

DAVIES NOTES

Last time Out

- Scored a game-high 23 points vs. Santa Clara on 9 of 13 shooting and added 5 rebounds, 1 block, 2 steals

In 2011-12

- Has started every game, scored in double figures 14 times and in seven-straight games
- WCC Player of the Week for Jan. 2, averaging 21.0 points and 14.0 boards with two double-doubles
- Four double-doubles this season; vs. Baylor (18 points, 13 rebounds), vs. CSUSM (14 points, 13 rebounds), vs. San Diego (21 points, 22 rebounds) and at Loyola Marymount (15 points, 10 rebounds)
- Set career highs with 28 points and 5 steals at Saint Mary's
- Set career-high of 22 rebounds and added 21 points vs. San Diego
- Averages 13.5 points, 7.9 rebounds, 2.2 assists, 1.3 steals and 1.2 blocks
- 51.5 percent FG shooting and 70.1 percent FT shooting
- Named to the All-WCC Preseason team

Other

- Mother is Linda Kathleen Davies and has one brother and one sister
- Also recruited by Utah, Gonzaga, Utah State, Cal Berkeley, Washington State, Penn State and Santa Clara
- Played for Craig Drury at Provo High School where he helped lead the Bulldogs to state titles as a sophomore and junior and a second-place finish as a senior

Click/scan for Davies' bio on BYUcougars.com



11-12 SEASON HIGHS

Points: 28, at Saint Mary's -- 12/29/11
Points 1st half: 15, at Saint Mary's -- 12/29/11
Points 2nd half: 13 at USU -- 11/11/11, at SMC -- 12/29/11
Rebounds: 22, San Diego -- 12/31/11
Assists: 6, vs. San Francisco -- 1/7/12
Steals: 5, at Saint Mary's -- 12/29/11
Blocks: 3, Weber State -- 12/7/11
FG made: 11, at Saint Mary's -- 12/29/11
FG attempts: 18, at Saint Mary's -- 12/29/11
3FG made: —
3FG attempts: 1, Baylor -- 12/17/11
FT made: 6, Baylor -- 12/17/11, at Saint Mary's -- 12/29/31
FT attempts: 9 at Utah State -- 11/11/11, Baylor -- 12/17/11

CAREER HIGHS

Points: 28, at Saint Mary's -- 12/29/11
Rebounds: 22, San Diego -- 12/31/11
Assists: 6, at Air Force -- 02/09/11, vs. San Francisco -- 1/7/12
Steals: 5, at Saint Mary's -- 12/29/11
Blocks: 3, four times, last, Weber State -- 12/7/11
FG made: 11, at Saint Mary's -- 12/29/11
FG attempts: 18, at Saint Mary's -- 12/29/11
3FG made: —
3FG attempts: 1, Utah -- 01/30/10, Baylor -- 12/17/11
FT made: 12, Colorado State -- 02/23/11
FT attempts: 16, Colorado State -- 02/23/11

2011-12 GAME-BY-GAME

Opponent	Date	GS	Min	FG	FGA	Pct	3FG	FGA	Pct	FT	FTA	Pct	Off	Def	TR	Avg	PF	FO	A	TO	Blk	Stl	Pts	Avg	
at Utah State	11/11/11	*	24	4	10	.400	0	0	.000	5	9	.556	2	3	5	5.0	3	0	1	3	1	2	13	13.0	
BYU-HAWAII	11/15/11	*	28	10	13	.769	0	0	.000	5	6	.833	3	6	9	7.0	3	0	3	5	2	1	25	19.0	
LONGWOOD	11/18/11	*	20	1	3	.333	0	0	.000	0	0	.000	2	2	4	6.0	3	0	4	5	0	0	2	13.3	
PRAIRIE VIEW A&M	11/22/11	*	26	4	8	.500	0	0	.000	5	6	.833	3	5	8	6.5	3	0	3	4	2	1	13	13.3	
vs Nevada	11/25/11	*	25	4	8	.500	0	0	.000	2	2	1.000	0	3	3	5.8	5	1	4	0	1	0	10	12.6	
vs Wisconsin	11/26/11	*	30	4	10	.400	0	0	.000	1	1	1.000	0	4	4	5.5	2	0	1	4	0	3	9	12.0	
vs Northern Arizona	11/30/11	*	28	6	9	.667	0	0	.000	2	2	1.000	2	7	9	6.0	1	0	3	0	0	1	14	12.3	
vs Oregon	12/03/11	*	20	2	10	.200	0	0	.000	2	2	1.000	1	4	5	5.9	5	1	2	1	1	0	6	11.5	
WEBER STATE	12/07/11	*	22	5	11	.455	0	0	.000	1	1	1.000	3	6	9	6.2	4	0	0	2	3	1	11	11.4	
at Utah	12/10/11	*	25	1	4	.250	0	0	.000	1	2	.500	3	6	9	6.5	3	0	1	1	1	1	3	10.6	
BAYLOR	12/17/11	*	36	6	15	.400	0	1	.000	6	9	.667	5	8	13	7.1	3	0	1	1	1	1	18	11.3	
BUFFALO	12/20/11	*	22	1	3	.333	0	0	.000	0	2	.000	3	1	4	6.8	3	0	1	0	2	1	2	10.5	
UC SANTA BARBARA	12/22/11	*	32	7	16	.438	0	0	.000	3	3	1.000	2	4	6	6.8	2	0	1	2	0	4	17	11.0	
CS SAN MARCOS	12/27/11	*	26	7	11	.636	0	0	.000	0	0	.000	4	9	13	7.2	1	0	2	2	1	0	14	11.2	
at Saint Mary's (CA)	12/29/11	*	30	11	18	.611	0	0	.000	6	8	.750	3	4	7	7.2	4	0	0	3	1	5	28	12.3	
SAN DIEGO	12/31/11	*	35	8	13	.615	0	0	.000	5	8	.625	6	16	22	8.1	3	0	4	3	2	1	21	12.9	
at Loyola Marymount	01/05/12	*	29	6	12	.500	0	0	.000	3	5	.600	0	10	10	8.2	4	0	2	6	2	0	15	13.0	
SAN FRANCISCO	01/07/12	*	22	5	9	.556	0	0	.000	2	4	.500	2	4	6	8.1	4	0	6	2	2	1	12	12.9	
SANTA CLARA	01/14/12	*	29	9	13	.692	0	0	.000	5	7	.714	0	5	5	7.9	4	0	2	2	1	2	23	13.5	
Totals			19	509	101	196	.515	0	1	.000	54	77	.701	44	107	151	7.9	60	2	41	46	23	25	256	13.5

MISCELLANEOUS

	11-12	Career
Double-Figure Pts:	14 (11-3)	40 (35-5)
20-plus Pts:	4 (3-1)	7 (6-1)
Double-Figure Reb:	4 (3-1)	8 (7-1)
Double-Doubles:	4 (3-1)	8 (7-1)
3-plus Steals:	3 (2-1)	4 (3-1)
3-plus Blocks:	1 (1-0)	4 (4-0)
3-plus 3-point FGs:	0 (0-0)	0 (0-0)
Scoring Leader:	5 (3-2)	6 (4-2)
Rebound Leader:	9 (8-1)	23 (20-3)
Assist Leader:	1 (1-0)	3 (3-0)

CAREER STATISTICS (ALL GAMES)																									
Year	GP	GS	Min	Avg	FG	FGA	Pct	3FG	FGA	Pct	FT	FTA	Pct	Off	Def	TR	Avg	PF	FO	A	TO	Blk	Stl	Pts	Avg
2009-10	35	1	474	13.5	69	128	.539	0	1	.000	50	88	.568	30	74	104	3.0	91	1	9	47	14	13	188	5.4
2010-11	29	26	721	24.9	115	219	.525	0	0	.000	93	138	.674	63	117	180	6.2	90	4	43	44	27	20	323	11.1
2011-12	19	19	509	26.8	101	196	.515	0	1	.000	54	77	.701	44	107	151	7.9	60	2	41	46	23	25	256	13.5
TOTAL	83	46	1704	20.5	285	543	.525	0	2	.000	197	303	.650	137	298	435	5.2	241	7	93	137	64	58	767	9.2

CAREER STATISTICS (CONFERENCE GAMES)																									
Year	GP	GS	Min	Avg	FG	FGA	Pct	3FG	FGA	Pct	FT	FTA	Pct	Off	Def	TR	Avg	PF	FO	A	TO	Blk	Stl	Pts	Avg
2009-10	15	0	187	12.5	29	63	.460	0	1	.000	22	41	.537	13	35	48	3.2	35	0	3	21	5	6	80	5.3
2010-11	14	14	395	28.2	54	111	.486	0	0	.000	51	74	.689	30	72	102	7.3	46	2	29	25	16	13	159	11.4
2011-12	5	5	145	29.0	39	65	.600	0	0	.000	21	32	.656	11	39	50	10.0	19	0	14	16	8	9	99	19.8
TOTAL	34	19	727	21.4	122	239	.510	0	1	.000	94	147	.639	54	146	200	5.9	100	2	46	62	29	28	338	9.9





1 — CHARLES ABOUO
 6-5 • 215 • Senior • Guard/Forward
 Abidjan, Cote d'Ivoire (Brewster Academy)

ABOUO NOTES

Last time Out

- Against Santa Clara had 13 points, hit 6 of 6 free throws and had 3 assists and 1 steal

In 2011-12

- Has started every game and scored in double figures 10 times
- Averages 11.2 points, 6.1 rebounds, 2.9 assists and 1.2 steals
- Narrowly missed a double-double vs. Baylor (17 points, 9 rebounds)
- Posted 19 points on 6 of 9 shooting and added a career-best 16 rebounds, 4 assists and 2 blocks against Longwood
- Scored a season-high 22 points, tied a career high with four 3s and added 8 boards, 4 assists and 3 steals against Nevada
- 43.9 percent FG shooting and 43.1 percent 3-point FG shooting

Other

- Parents are Ernest and Yvonne Abouo
- Played for the Utah Pump and Run AAU team with BYU players Chris Collinworth and Nick Martineau
- Also recruited by San Diego State, Wichita State, Utah State, Loyola, Montana, Tulsa and Virginia Commonwealth
- Played for the Cote d'Ivoire Senior National Team during the summers of 2009 and 2010
- Played in the 2010 World Championships in Turkey with the Cote d'Ivoire National Team.
- Helped Brewster Academy (Wolfeboro, N.H.) set a school record with a 31-4 overall record in 2007-08

Click scan for Abouo's bio on BYUcougars.com



11-12 SEASON HIGHS

- Points: 22, vs Nevada -- 11/25/11
- Points 1st half: 7, five times, last, at LMU -- 1/5/12
- Points 2nd half: 16 vs Nevada -- 11/25/11
- Rebounds: 16, Longwood -- 11/18/11
- Assists: 7, vs. San Francisco -- 1/7/12
- Steals: 3, BYU-Hawaii -- 11/15/11, vs. Nevada -- 11/25/11
- Blocks: 2 Longwood -- 11/18/11
- FG made: 8 vs. Nevada -- 11/25/11
- FG attempts: 15, vs. Oregon -- 12/3/11
- 3FG made: 4 vs. Nevada -- 11/25/11
- 3FG attempts: 6, vs. Oregon -- 12/3/11
- FT made: 9, UCSB -- 12/22/11
- FT attempts: 10, San Diego -- 12/31/11

CAREER HIGHS

- Points: 25, Wyoming -- 03/05/11
- Rebounds: 16, Longwood -- 11/18/11
- Assists: 7, vs. San Francisco -- 1/7/12
- Steals: 3, three times, last, vs. Nevada -- 11/25/11
- Blocks: 2, Colorado State -- 02/23/11; Longwood -- 11/18/11
- FG made: 9, Wyoming -- 03/05/11
- FG attempts: 15, vs. Oregon -- 12/3/11
- 3FG made: 4, at SDSU -- 02/26/11; vs. Nevada -- 11-25-11
- 3FG attempts: 6, Utah State -- 11/17/10, vs. Oregon -- 12/3/11
- FT made: 9, UCSB -- 12/22/11
- FT attempts: 10, vs. Arizona -- 12/11/10, San Diego -- 12/31/11

2011-12 GAME-BY-GAME

Opponent	Date	GS	Min	FG	FGA	Pct	3FG	FGA	Pct	FT	FTA	Pct	Off	Def	TR	Avg	PF	FO	A	TO	Blk	Stl	Pts	Avg	
at Utah State	11/11/11	*	36	4	6	.667	3	5	.600	5	7	.714	3	3	6	6.0	4	0	3	3	0	0	16	16.0	
BYU-HAWAII	11/15/11	*	20	1	4	.250	0	0	.000	2	5	.400	0	6	6	6.0	4	0	3	4	0	3	4	10.0	
LONGWOOD	11/18/11	*	27	6	9	.667	2	3	.667	5	8	.625	5	11	16	9.3	0	0	4	1	2	0	19	13.0	
PRAIRIE VIEW A&M	11/22/11	*	24	4	6	.667	2	3	.667	3	5	.600	2	5	7	8.8	0	0	3	1	0	2	13	13.0	
vs Nevada	11/25/11	*	38	8	12	.667	4	5	.800	2	2	1.000	2	6	8	8.6	2	0	4	5	0	3	22	14.8	
vs Wisconsin	11/26/11	*	34	2	6	.333	0	2	.000	2	2	1.000	1	3	4	7.8	3	0	2	4	1	0	6	13.3	
vs Northern Arizona	11/30/11	*	14	3	8	.375	1	3	.333	2	2	1.000	0	3	3	7.1	2	0	1	2	0	1	9	12.7	
vs Oregon	12/03/11	*	31	3	15	.200	2	6	.333	0	0	.000	5	7	12	7.8	2	0	3	1	0	1	8	12.1	
WEBER STATE	12/07/11	*	23	6	10	.600	3	4	.750	0	1	.000	0	4	4	7.3	2	0	4	0	0	2	15	12.4	
at Utah	12/10/11	*	25	4	6	.667	1	2	.500	2	2	1.000	2	4	6	7.2	3	0	0	2	1	1	11	12.3	
BAYLOR	12/17/11	*	22	7	10	.700	1	4	.250	2	2	1.000	6	3	9	7.4	4	0	2	5	1	0	17	12.7	
BUFFALO	12/20/11	*	24	3	10	.300	1	3	.333	1	2	.500	2	4	6	7.3	4	0	4	4	0	2	8	12.3	
UC SANTA BARBARA	12/22/11	*	26	3	7	.429	1	1	1.000	9	9	1.000	2	4	6	7.2	4	0	2	2	0	2	16	12.6	
CS SAN MARCOS	12/27/11	*	21	1	7	.143	0	4	.000	1	4	.250	3	2	5	7.0	2	0	4	2	0	0	3	11.9	
at Saint Mary's (CA)	12/29/11	*	20	4	9	.444	1	2	.500	0	1	.000	2	2	4	6.8	4	0	0	2	0	0	9	11.7	
SAN DIEGO	12/31/11	*	30	3	8	.375	1	4	.250	8	10	.800	1	3	4	6.6	2	0	3	1	0	1	15	11.9	
at Loyola Marymount	01/05/12	*	33	3	13	.231	1	4	.250	0	0	.000	2	5	7	6.6	3	0	4	0	0	1	7	11.6	
SAN FRANCISCO	01/07/12	*	26	1	5	.200	0	1	.000	0	0	.000	0	2	2	6.4	0	0	7	0	0	2	2	11.1	
SANTA CLARA	01/14/12	*	21	3	6	.500	1	2	.500	6	6	1.000	0	1	1	6.1	4	0	3	1	0	1	13	11.2	
Totals			19	495	69	157	.439	25	58	431	50	68	.735	38	78	116	6.1	49	0	56	40	5	22	213	11.2

MISCELLANEOUS

	10-11	Career
Double-Figure Pts:	10 (8-2)	24 (21-3)
20-plus Pts:	1 (1-0)	4 (4-0)
Double-Figure Reb:	2 (2-0)	4 (4-0)
Double-Doubles:	1 (1-0)	2 (2-0)
3-plus Steals:	2 (2-0)	3 (3-0)
3-plus Blocks:	0 (0-0)	0 (0-0)
3-plus 3-point FGs:	3 (2-1)	5 (4-1)
Scoring Leader:	2 (2-0)	2 (2-0)
Rebound Leader:	4 (3-1)	13 (12-1)
Assist Leader:	3 (3-0)	4 (4-0)


CAREER STATISTICS (ALL GAMES)

Year	GP	GS	Min	Avg	FG	FGA	Pct	3FG	FGA	Pct	FT	FTA	Pct	Off	Def	TR	Avg	PF	FO	A	TO	Blk	Stl	Pts	Avg
2008-09	33	1	354	10.7	30	75	.400	9	21	.429	27	42	.643	13	49	62	1.9	33	1	13	22	3	9	96	2.9
2009-10	36	2	464	12.9	57	122	.467	11	27	.407	39	55	.709	40	70	110	3.1	56	1	31	29	9	19	164	4.6
2010-11	37	22	772	20.9	88	212	.415	24	83	.289	68	90	.756	52	127	179	4.8	83	2	30	40	11	29	268	7.2
2011-12	19	19	495	26.1	69	157	.439	25	58	.431	50	68	.735	38	78	116	6.1	49	0	56	40	5	22	213	11.2
TOTAL	125	44	2085	16.7	244	566	.431	69	189	.365	184	255	.722	143	324	467	3.7	221	4	130	131	28	79	741	5.9

CAREER STATISTICS (CONFERENCE GAMES)

Year	GP	GS	Min	Avg	FG	FGA	Pct	3FG	FGA	Pct	FT	FTA	Pct	Off	Def	TR	Avg	PF	FO	A	TO	Blk	Stl	Pts	Avg
2008-09	16	1	137	8.6	14	34	.412	5	10	.500	5	11	.455	4	16	20	1.3	14	0	3	7	1	2	38	2.4
2009-10	16	0	220	13.8	31	61	.508	5	13	.385	14	19	.737	21	38	59	3.7	25	0	17	10	5	10	81	5.1
2010-11	16	7	333	20.8	46	96	.479	14	36	.389	29	40	.725	19	49	68	4.3	40	0	8	13	5	15	135	8.4
2011-12	5	5	130	26.0	14	41	.341	4	13	.308	14	17	.824	5	13	18	3.6	13	0	17	4	0	5	46	9.2
TOTAL	53	13	820	15.5	105	232	.453	28	72	.389	62	87	.713	49	116	165	3.1	92	0	45	34	11	32	300	5.7





2 — CRAIG CUSICK
6-2 • 185 • Junior • Guard
Orem, Utah (Utah)

CUSICK NOTES

Last time Out

- Scored 3 points in 19 minutes vs. Santa Clara

In 2011-12

- Has played in every game of the season and started three
- Averages 3.1 points, 2.1 assists and 1.3 rebounds
- Scored career-high 10 points at Utah with two 3-pointers
- Career-high 8 assists vs. Weber State and followed up with 6 at Utah
- Hit first 3-pointer of career vs. BYU-Hawaii

Other

- A member of the BYU practice squad in 2010-11
- Parents are Randy and Debbie Cusick
- Named first-team all-state by the Salt Lake Tribune as a junior and senior
- Named first-team all-state by the Deseret News as a senior and second team as a junior
- Leading scorer in 4A and 5A in 2005-06
- Averaged 22 points, 6.5 rebounds and 5 assists per game as a senior
- Orem High School's all-time leading scorer
- Led Orem to the state tournament semifinals in 2005 and 2006

Click/scan for Cusick's bio on BYUcougars.com



11-12 SEASON/CAREER HIGHS

Points: 10, at Utah – 12/10/11
 Points 1st half: 5, BYU-Hawaii – 11/15/11
 Points 2nd half: 9, at Loyola Marymount – 1/5/12
 Rebounds: 4, at Loyola Marymount – 1/5/12
 Assists: 8, Weber State – 12/7/11
 Steals: 1, 10 times, last, at Loyola Marymount – 1/5/12
 Blocks: —
 FG made: 3, at Loyola Marymount – 1/5/12
 FG attempts: 6, at Loyola Marymount – 1/5/12
 3FG made: 3, at Loyola Marymount – 1/5/12
 3FG attempts: 4, BYU-Hawaii – 11/15/11, at Utah – 12/10/11
 FT made: 4, at Utah – 12/10/11
 FT attempts: 5, at Utah – 12/10/11

2011-12 GAME-BY-GAME

Opponent	Date	GS	Min	FG	FGA	Pct	3FG	FGA	Pct	FT	FTA	Pct	Off	Def	TR	Avg	PF	FO	A	TO	Blk	Stl	Pts	Avg	
at Utah State	11/11/11	9	0	0	.000	0	0	.000	0	2	2	1.000	0	0	0	0	1	0	1	0	0	1	2	2.0	
BYU-HAWAII	11/15/11	23	2	5	.400	1	4	.250	1	2	.500	0	3	3	1.5	1	0	0	0	0	1	6	4.0		
LONGWOOD	11/18/11	* 16	1	3	.333	1	3	.333	0	0	.000	0	2	2	1.7	3	0	1	0	0	0	3	3.7		
PRAIRIE VIEW A&M	11/22/11	* 19	1	2	.500	1	2	.500	0	0	.000	0	3	3	2.0	0	0	2	0	0	0	3	3.5		
vs Nevada	11/25/11	2	0	0	.000	0	0	.000	0	1	.000	0	0	0	1.6	0	0	0	0	0	1	0	2.8		
vs Wisconsin	11/26/11	20	1	1	1.000	0	0	.000	0	0	.000	1	0	1	1.5	3	0	4	1	0	1	2	2.7		
vs Northern Arizona	11/30/11	13	1	3	.333	0	2	.000	0	0	.000	0	1	1	1.4	0	0	2	2	0	1	2	2.6		
vs Oregon	12/03/11	3	0	0	.000	0	0	.000	0	0	.000	0	1	1	1.4	0	0	0	0	0	0	0	2.3		
WEBER STATE	12/07/11	21	0	1	.000	0	0	.000	0	0	.000	0	2	2	1.4	4	0	8	0	0	1	0	2.0		
at Utah	12/10/11	28	2	5	.400	2	4	.500	4	5	.800	0	3	3	1.6	3	0	6	2	0	0	10	2.8		
BAYLOR	12/17/11	* 18	1	3	.333	0	2	.000	0	0	.000	0	0	0	1.5	1	0	4	1	0	0	2	2.7		
BUFFALO	12/20/11	13	0	1	.000	0	1	.000	0	0	.000	0	0	0	1.3	1	0	3	1	0	0	0	2.5		
UC SANTA BARBARA	12/22/11	8	0	0	.000	0	0	.000	1	2	.500	0	0	0	1.2	0	0	0	1	0	0	1	2.4		
CS SAN MARCOS	12/27/11	15	2	3	.667	0	1	.000	1	1	1.000	0	1	1	1.2	0	0	1	1	0	1	5	2.6		
at Saint Mary's (CA)	12/29/11	15	2	2	1.000	1	1	1.000	0	0	.000	0	1	1	1.2	4	0	3	1	0	1	5	2.7		
SAN DIEGO	12/31/11	19	1	1	1.000	1	1	1.000	0	0	.000	0	1	1	1.2	0	0	3	1	0	1	3	2.8		
at Loyola Marymount	01/05/12	18	3	6	.500	3	3	1.000	0	0	.000	0	4	4	1.4	1	0	2	0	1	1	9	3.1		
SAN FRANCISCO	01/07/12	10	1	3	.333	1	2	.500	0	0	.000	0	1	1	1.3	0	0	1	1	0	0	3	3.1		
SANTA CLARA	01/14/12	19	1	1	1.000	1	1	1.000	0	0	.000	0	0	0	1.3	2	0	0	1	0	0	3	3.1		
Totals			3	289	19	40	.475	12	27	.444	9	13	.692	1	23	24	1.3	24	0	39	15	0	10	59	3.1

MISCELLANEOUS

	11-12	Career
Double-Figure Pts:	1 (1-0)	1 (1-0)
20-plus Pts:	0 (0-0)	0 (0-0)
Double-Figure Reb:	0 (0-0)	0 (0-0)
Double-Doubles:	0 (0-0)	0 (0-0)
3-plus Steals:	0 (0-0)	0 (0-0)
3-plus Blocks:	0 (0-0)	0 (0-0)
3-plus 3-point FGs:	1 (1-0)	1 (1-0)
Scoring Leader:	0 (0-0)	0 (0-0)
Rebound Leader:	0 (0-0)	0 (0-0)
Assist Leader:	4 (2-2)	4 (2-2)

CAREER STATISTICS (ALL GAMES)																									
Year	GP	GS	Min	Avg	FG	FGA	Pct	3FG	FGA	Pct	FT	FTA	Pct	Off	Def	TR	Avg	PF	FO	A	TO	Blk	Stl	Pts	Avg
2011-12	19	3	289	15.2	19	40	.475	12	27	.444	9	13	.692	1	23	24	1.3	24	0	39	15	0	10	59	3.1
TOTAL	19	3	289	15.2	19	40	.475	12	27	.444	9	13	.692	1	23	24	1.3	24	0	39	15	0	10	59	3.1

CAREER STATISTICS (CONFERENCE GAMES)																									
Year	GP	GS	Min	Avg	FG	FGA	Pct	3FG	FGA	Pct	FT	FTA	Pct	Off	Def	TR	Avg	PF	FO	A	TO	Blk	Stl	Pts	Avg
2011-12	5	0	81	16.2	8	13	.615	7	8	.875	0	0	.000	0	7	7	1.4	7	0	7	6	0	3	23	4.6
TOTAL	5	0	81	16.2	8	13	.615	7	8	.875	0	0	.000	0	7	7	1.4	7	0	7	6	0	3	23	4.6





COLLINSWORTH NOTES

Click/scan for Collinsworth's bio on BYUcougars.com



Last time Out

- Did not play vs. Santa Clara

In 2011-12

- Played in first two games of 2011-12 season
- Is currently out with a knee injury

Other

- Parents are Jeff and Alisa and has two sisters and two brothers, brother Kyle played as a freshman for BYU in 2010-11 and is currently serving a mission in Russia
- Served a mission for The Church of Jesus Christ of Latter-day Saints in Australia
- Named the 2007 Gatorade Utah Boys' Basketball Player of the Year and helped Provo win the state title with 27 points in the title game
- As a senior was first-team all-state and received Deseret News 4A and All-Valley MVP honors
- Averaged 16.6 points and 12 rebounds per game despite playing most of the season with a fracture in his right index finger
- Averaged 14.1 points, 6.5 rebounds and 3.3 assists per game to go along with 38 steals and 28 blocks as a junior

5 — CHRIS COLLINSWORTH

6-9 • 235 • Sophomore • Forward
Provo, Utah (Provo HS)

11-12 SEASON HIGHS

Points: —
Points 1st half: —
Points 2nd half: —
Rebounds: 1, BYU-Hawaii – 11/15/11
Assists: 1 at Utah State – 11/11/11
Steals: —
Blocks: 1, BYU-Hawaii – 11/15/11
FG made: —
FG attempts: 1 at Utah State – 11/11/11
3FG made: —
3FG attempts: 1 at Utah State – 11/11/11
FT made: —
FT attempts: —

CAREER HIGHS

Points: 15, Chicago State – 11/20/10
Rebounds: 11, at UNLV – 01/15/08
Assists: 3, 4 times
Steals: 2, twice, last vs. Chicago State – 11/20/10
Blocks: 2, 3 times, last vs Colorado State – 03/13/08
FG made: 5, Chicago State – 11/20/10
FG attempts: 8, Chicago State – 11/20/10
3FG made: 1, 7 times
3FG attempts: 3, 4 times
FT made: 7, at Weber State – 12/21/10
FT attempts: 8, at Weber State – 12/21/10

2011-12 GAME-BY-GAME

Opponent	Date	GS	Min	FG	FGA	Pct	3FG	FGA	Pct	FT	FTA	Pct	Off	Def	TR	Avg	PF	FO	A	TO	Blk	Stl	Pts	Avg
at Utah State	11/11/11	5	0	1	.000	0	1	.000	0	0	0	.000	0	0	0	0.0	3	0	1	2	0	0	0	0.0
BYU-HAWAII	11/15/11	7	0	1	.000	0	0	.000	0	0	0	.000	0	1	1	0.5	0	0	0	1	1	0	0	0.0
LONGWOOD	11/18/11	DNP																						
PRAIRIE VIEW A&M	11/22/11	DNP																						
vs. Nevada	11/25/11	DNP																						
vs. Wisconsin	11/26/11	DNP																						
vs. Northern Arizona	11/30/11	DNP																						
vs. Oregon	12/03/11	DNP																						
WEBER STATE	12/07/11	DNP																						
at Utah	12/10/11	DNP																						
BAYLOR	12/17/11	DNP																						
BUFFALO	12/20/11	DNP																						
UC SANTA BARBARA	12/22/11	DNP																						
CS SAN MARCOS	12/27/11	DNP																						
at Saint Mary's (CA)	12/29/11	DNP																						
SAN DIEGO	12/31/11	DNP																						
at Loyola Marymount	01/05/12	DNP																						
SAN FRANCISCO	01/07/12	DNP																						
SANTA CLARA	01/14/12	DNP																						
Totals		0	12	0	2	.000	0	1	.000	0	0	.000	0	1	1	0.5	3	0	1	3	1	0	0	0.0

MISCELLANEOUS

	10-11	Career
Double-Figure Pts:	0 (0-0)	4 (4-0)
20-plus Pts:	0 (0-0)	0 (0-0)
Double-Figure Reb:	0 (0-0)	3 (2-1)
Double-Doubles:	0 (0-0)	1 (1-0)
3-plus Steals:	0 (0-0)	0 (0-0)
3-plus Blocks:	0 (0-0)	0 (0-0)
3-plus 3-point FGs:	0 (0-0)	1 (1-0)
Scoring Leader:	0 (0-0)	0 (0-0)
Rebound Leader:	0 (0-0)	11 (8-3)
Assist Leader:	0 (0-0)	1 (0-1)


CAREER STATISTICS (ALL GAMES)

Year	GP	GS	Min	Avg	FG	FGA	Pct	3FG	FGA	Pct	FT	FTA	Pct	Off	Def	TR	Avg	PF	FO	A	TO	Blk	Stl	Pts	Avg
2007-08	35	6	557	15.9	42	112	.375	6	33	.182	22	51	.431	47	122	169	4.8	53	0	19	32	14	9	112	3.2
2010-11	9	4	147	16.3	16	39	.410	1	8	.125	20	27	.741	16	34	50	5.6	16	1	12	8	0	4	53	5.9
2011-12	2	0	12	6.0	0	2	.000	0	1	.000	0	0	.000	0	1	1	0.5	3	0	1	3	1	0	0	0.0
TOTAL	46	10	716	15.6	58	153	.379	7	42	.167	42	78	.538	63	157	220	4.8	72	1	32	43	15	13	165	3.6

CAREER STATISTICS (CONFERENCE GAMES)

Year	GP	GS	Min	Avg	FG	FGA	Pct	3FG	FGA	Pct	FT	FTA	Pct	Off	Def	TR	Avg	PF	FO	A	TO	Blk	Stl	Pts	Avg
2007-08	16	1	242	15.1	20	57	.351	3	15	.200	7	20	.350	23	61	84	5.3	19	0	6	9	5	4	50	3.1
TOTAL	16	1	242	15.1	20	57	.351	3	15	.200	7	20	.350	23	61	84	5.3	19	0	6	9	5	4	50	3.1





10 — MATT CARLINO
 6-2 • 175 • Freshman • Guard
 Scottsdale, Ariz. (Bloomington South HS)

CARLINO NOTES

Last time Out

- Posted 21 points, hit 3 of 6 from downtown and added 8 assists, 1 block and 1 steal vs. Santa Clara

In 2011-12

- Averaging 14.7 points, 3.1 rebounds, 5.2 assists and 1.8 steals
- Scored in double figures in 7 of 9 games played
- Shooting 48.4 percent from the field and 46.9 percent from three
- Scored 22 points and added 6 assists, 1 block and 2 steals vs. UC Santa Barbara
- Posted a double-double vs. Buffalo with 10 points and 11 assists and added 7 rebounds and 3 steals
- Totaled 22 points, 8 assists, 1 block and 1 steal vs. Santa Clara

Other

- Redshirted at BYU in 2010-11 after transferring from UCLA
- Father, Mark, played basketball at Arizona State and uncle Brock Brunkhorst played basketball at Arizona
- Lists former Utah Jazz great, John Stockton, and New York Yankees' closer Mariano Rivera as his sports heroes
- Led Bloomington South to a 23-1 record while averaging 13.4 points, 5.9 rebounds and 4.3 assists per game
- Led Bloomington South to the 4A State Regional Finals and a No. 1 ranking for much of the season
- Named to Indiana Junior All-Star Team and to All-Conference Indiana Team

Click/scan for Carlino's bio on BYUcougars.com



11-12 SEASON/CAREER HIGHS

Points: 22, UCSB -- 12/22/11
 Points 1st half: 10, UCSB -- 12/22/11
 Points 2nd half: 16, CSUSM -- 12/27/11
 Rebounds: 7, Buffalo -- 12/20/11
 Assists: 11, Buffalo -- 12/20/11
 Steals: 3, three times, last, San Diego -- 12/31/11
 Blocks: 1, four times, last, Santa Clara -- 1/14/12
 FG made: 8, UCSB -- 12/22/11
 FG attempts: 15, at Saint Mary's -- 12/29/11
 3FG made: 4, Baylor -- 12/17/11
 3FG attempts: 8, Baylor -- 12/17/11
 FT made: 4, three times, last, Santa Clara -- 1/14/12
 FT attempts: 6, at LMU -- 1/5/12, Santa Clara -- 1/14/12

2011-12 GAME-BY-GAME

Opponent	Date	GS	Min	FG	FGA	Pct	3FG	FGA	Pct	FT	FTA	Pct	Off	Def	TR	Avg	PF	FO	A	TO	Blk	Stl	Pts	Avg
at Utah State	11/11/11		DNP																					
BYU-HAWAII	11/15/11		DNP																					
LONGWOOD	11/18/11		DNP																					
PRAIRIE VIEW A&M	11/22/11		DNP																					
vs. Nevada	11/25/11		DNP																					
vs. Wisconsin	11/26/11		DNP																					
vs. Northern Arizona	11/30/11		DNP																					
vs. Oregon	12/03/11		DNP																					
WEBER STATE	12/07/11		DNP																					
at Utah	12/10/11		DNP																					
BAYLOR	12/17/11	24	7	14	.500	4	8	.500	0	0	.000	0	1	1	1.0	4	0	2	4	1	1	18	18.0	
BUFFALO	12/20/11	* 29	3	9	.333	2	5	.400	2	2	1.000	1	6	7	4.0	3	0	11	5	0	3	10	14.0	
UC SANTA BARBARA	12/22/11	* 32	8	14	.571	3	5	.600	3	5	.600	0	2	2	3.3	1	0	6	3	1	2	22	16.7	
CS SAN MARCOS	12/27/11	* 21	6	7	.857	3	4	.750	4	4	1.000	0	2	2	3.0	2	0	0	2	0	3	19	17.3	
at Saint Mary's (CA)	12/29/11	* 27	5	15	.333	3	6	.500	0	0	.000	1	3	4	3.2	4	0	6	3	0	0	13	16.4	
SAN DIEGO	12/31/11	* 20	3	7	.429	2	5	.400	0	0	.000	0	6	6	3.7	5	1	3	2	1	3	8	15.0	
at Loyola Marymount	01/05/12	* 24	2	9	.222	1	7	.143	4	6	.667	1	1	2	3.4	0	0	7	1	0	1	9	14.1	
SAN FRANCISCO	01/07/12	* 31	4	6	.667	2	3	.667	2	2	1.000	0	1	1	3.1	1	0	4	2	0	2	12	13.9	
SANTA CLARA	01/14/12	* 33	7	12	.583	3	6	.500	4	6	.667	0	3	3	3.1	2	0	8	2	1	1	21	14.7	
Totals		8	241	45	93	.484	23	49	.469	19	25	.760	3	25	28	3.1	22	1	47	24	4	16	132	14.7


MISCELLANEOUS

	11-12	Career
Double-Figure Pts:	7 (5-2)	7 (5-2)
20-plus Pts:	2 (2-0)	2 (2-0)
Double-Figure Reb:	0 (0-0)	0 (0-0)
Double-Doubles:	1 (1-0)	1 (1-0)
3-plus Steals:	2 (2-0)	2 (2-0)
3-plus Blocks:	0 (0-0)	0 (0-0)
3-plus 3-point FGs:	5 (3-2)	5 (3-2)
Scoring Leader:	2 (1-1)	2 (1-1)
Rebound Leader:	0 (0-0)	0 (0-0)
Assist Leader:	5 (4-1)	5 (4-1)

CAREER STATISTICS (ALL GAMES)																									
Year	GP	GS	Min	Avg	FG	FGA	Pct	3FG	FGA	Pct	FT	FTA	Pct	Off	Def	TR	Avg	PF	FO	A	TO	Blk	Stl	Pts	Avg
2011-12	9	8	241	26.8	45	93	.484	23	49	.469	19	25	.760	3	25	28	3.1	22	1	47	24	4	16	132	14.7
TOTAL	9	8	241	26.8	45	93	.484	23	49	.469	19	25	.760	3	25	28	3.1	22	1	47	24	4	16	132	14.7

CAREER STATISTICS (CONFERENCE GAMES)																									
Year	GP	GS	Min	Avg	FG	FGA	Pct	3FG	FGA	Pct	FT	FTA	Pct	Off	Def	TR	Avg	PF	FO	A	TO	Blk	Stl	Pts	Avg
2011-12	5	5	135	27.0	21	49	.429	11	27	.407	10	14	.714	2	14	16	3.2	12	1	28	10	2	7	63	12.6
TOTAL	5	5	135	27.0	21	49	.429	11	27	.407	10	14	.714	2	14	16	3.2	12	1	28	10	2	7	63	12.6





12 — JOSH SHARP
 6-7 • 185 • Freshman • Forward
 Highland, Utah (Utah)

SHARP NOTES

Last time Out

- Had 2 points and 1 rebound in 2 minutes vs. Santa Clara

In 2011-12

- Has played in 16 of 19 games this year
- Has had at least 1 offensive rebound in nine games
- Averages 1.8 points and 1.9 rebounds
- Knocked down first career 3-pointer vs. Prairie View A&M
- 47.4 percent FG shooting

Other

- Parents are Joe and Debbie Sharp
- Served a mission for The Church of Jesus Christ of Latter-day Saints in Houston
- Played for Quincy Lewis at Lone Peak High School
- Helped the Knights to back-to-back state titles in 2007-08
- Named first-team all-state by the Deseret News and Salt Lake Tribune
- A team captain as a senior
- Averaged 13.5 points and 6.3 rebounds as a senior
- Redshirted the 2008-09 season at Utah

Click/scan for Sharp's bio on BYUcougars.com



11-12 SEASON/CAREER HIGHS

Points: 5, BYU-Hawaii – 11/15/11
 Points 1st half: 4, Buffalo – 12/20/11
 Points 2nd half: 5, BYU-Hawaii – 11/15/11; PVAMU – 11/22/11
 Rebounds: 6, BYU-Hawaii – 11/15/11; PVAMU – 11/22/11
 Assists: 3, Longwood – 11/18/11
 Steals: 1, three times, last, San Diego – 12/31/11
 Blocks: 1, vs. San Francisco – 1/7/12, San Diego – 12/31/11
 FG made: 2, three times, last, Buffalo – 12/20/11
 FG attempts: 4, at Utah State – 11/11/11
 3FG made: 1, Prairie View A&M – 11/22/11
 3FG attempts: 1, four times, last, CSUSM – 1/27/11
 FT made: 2, three times, last, Santa Clara – 1/14/12
 FT attempts: 4, CSUSM – 12/27/11

MISCELLANEOUS

	11-12	Career
Double-Figure Pts:	0 (0-0)	0 (0-0)
20-plus Pts:	0 (0-0)	0 (0-0)
Double-Figure Reb:	0 (0-0)	0 (0-0)
Double-Doubles:	0 (0-0)	0 (0-0)
3-plus Steals:	0 (0-0)	0 (0-0)
3-plus Blocks:	0 (0-0)	0 (0-0)
3-plus 3-point FGs:	0 (0-0)	0 (0-0)
Scoring Leader:	0 (0-0)	0 (0-0)
Rebound Leader:	0 (0-0)	0 (0-0)
Assist Leader:	0 (0-0)	0 (0-0)

2011-12 GAME-BY-GAME

Opponent	Date	GS	Min	FG	FGA	Pct	3FG	FGA	Pct	FT	FTA	Pct	Off	Def	TR	Avg	PF	FO	A	TO	Blk	Stl	Pts	Avg
at Utah State	11/11/11	15	1	4	.250	0	0	.000	0	0	.000	0	0	0	0	4.0	2	0	0	0	0	0	2	2.0
BYU-HAWAII	11/15/11	12	2	3	.667	0	0	.000	1	3	.333	2	4	6	5.0	2	0	1	0	0	1	5	3.5	
LONGWOOD	11/18/11	17	0	1	.000	0	0	.000	1	2	.500	1	3	4	4.7	3	0	3	1	0	0	1	2.7	
PRAIRIE VIEW A&M	11/22/11	22	2	2	1.000	1	1	1.000	0	0	.000	1	5	6	5.0	2	0	1	1	0	0	5	3.3	
vs Nevada	11/25/11	10	0	0	.000	0	0	.000	0	0	.000	0	1	1	4.2	1	0	0	2	0	0	0	0	2.6
vs Wisconsin	11/26/11	1	0	0	.000	0	0	.000	0	0	.000	1	0	1	3.7	0	0	0	0	0	0	0	0	2.2
vs Northern Arizona	11/30/11	16	1	2	.500	0	1	.000	0	0	.000	1	0	1	3.3	3	0	2	3	0	0	2	2.1	
vs Oregon	12/03/11	2	0	0	.000	0	0	.000	0	0	.000	0	0	0	2.9	1	0	0	1	0	0	0	1.9	
WEBER STATE	12/07/11	3	0	0	.000	0	0	.000	0	0	.000	0	0	0	2.6	0	0	0	1	0	0	0	1.7	
at Utah	12/10/11																							
BAYLOR	12/17/11																							
BUFFALO	12/20/11	14	2	3	.667	0	1	.000	0	0	.000	0	0	0	2.3	0	0	1	0	0	0	4	1.9	
UC SANTA BARBARA	12/22/11	3	0	0	.000	0	0	.000	0	0	.000	0	0	0	2.1	0	0	0	0	0	0	0	0	1.7
CS SAN MARCOS	12/27/11	15	1	3	.333	0	1	.000	2	4	.500	2	2	4	2.3	0	0	1	1	0	1	4	1.9	
at Saint Mary's (CA)	12/29/11	1	0	0	.000	0	0	.000	2	2	1.000	1	0	1	2.2	0	0	0	0	0	0	2	1.9	
SAN DIEGO	12/31/11	5	0	0	.000	0	0	.000	0	0	.000	1	1	2	2.1	0	0	1	1	1	1	0	1.8	
at Loyola Marymount	01/05/12																							
SAN FRANCISCO	01/07/12	11	0	1	.000	0	0	.000	1	2	.500	0	0	0	2.0	1	0	0	0	1	0	1	1.7	
SANTA CLARA	01/14/12	2	0	0	.000	0	0	.000	2	2	1.000	0	1	1	1.9	0	0	0	0	0	0	2	1.8	
Totals		0	149	9	19	.474	1	4	.250	9	15	.600	12	19	31	1.9	15	0	10	11	2	3	28	1.8

CAREER STATISTICS (ALL GAMES)																									
Year	GP	GS	Min	Avg	FG	FGA	Pct	3FG	FGA	Pct	FT	FTA	Pct	Off	Def	TR	Avg	PF	FO	A	TO	Blk	Stl	Pts	Avg
2011-12	16	0	149	9.3	9	19	.474	1	4	.250	9	15	.600	12	19	31	1.9	15	0	10	11	2	3	28	1.8
TOTAL	16	0	149	9.3	9	19	.474	1	4	.250	9	15	.600	12	19	31	1.9	15	0	10	11	2	3	28	1.8

CAREER STATISTICS (CONFERENCE GAMES)																									
Year	GP	GS	Min	Avg	FG	FGA	Pct	3FG	FGA	Pct	FT	FTA	Pct	Off	Def	TR	Avg	PF	FO	A	TO	Blk	Stl	Pts	Avg
2011-12	4	0	19	4.8	0	1	.000	0	0	.000	5	6	.833	2	2	4	1.0	1	0	1	1	2	1	5	1.3
TOTAL	4	0	19	4.8	0	1	.000	0	0	.000	5	6	.833	2	2	4	1.0	1	0	1	1	2	1	5	1.3





13 — BROCK ZYLSTRA
 6-6 • 210 • Junior • Guard
 La Verne, Calif. (Bonita HS)

ZYLSTRA NOTES

Last time Out

- Hit 3 of 6 from the field for 7 points and added 4 boards, 2 assists and 1 steal vs. Santa Clara

In 2011-12

- Has started every game this season
- Shot a perfect 8 of 8 from the field and made 6 treys vs. San Francisco. The six consecutive threes made ties a BYU record for consecutive 3-pointers in a single game (Jonathan Tavernari 2007, Nate Call 1991)
- Scored a career-high 26 points against Buffalo to go with 4 assists and 4 steals
- Averages 8.9 points, 3.9 rebounds, 2.4 assists and 1.1 steals
- Has at least 1 steal in 15 games
- 50.0 percent FG shooting and 44.2 percent 3pt-FG shooting

Other

- Parents are Dave and Maxine Zylstra
- Wife's name is Sarah and they have a daughter, Sophia
- Served a mission for The Church of Jesus Christ of Latter-day Saints in New Zealand
- Recruited by Yale, Harvard, UC Davis, UC Irvine, UC Santa Barbara and Dartmouth
- Averaged 22 points, 12 rebounds, three steals and one block per game as a senior at Bonita HS

Click/scan for Zylstra's bio on BYUcougars.com



11-12 SEASON HIGHS

Points: 26, Buffalo -- 12/20/11
 Points 1st half: 15, vs. Northern Arizona -- 11/30/11
 Points 2nd half: 13, vs. San Francisco -- 1/7/12
 Rebounds: 7, Baylor -- 12/17/11, UCSB -- 12/22/11
 Assists: 5, UCSB -- 12/22/11
 Steals: 4, Buffalo -- 12/20/11
 Blocks: 1, Weber State -- 12/7/11, UCSB, 12/22/11
 FG made: 9, Buffalo -- 12/20/11
 FG attempts: 16, Buffalo -- 12/20/11
 3FG made: 6, vs. San Francisco -- 1/7/12
 3FG attempts: 10, Buffalo -- 12/20/11
 FT made: 4, Buffalo -- 12/20/11
 FT attempts: 4, Buffalo -- 12/20/11, UCSB -- 12/22/11

CAREER HIGHS

Points: 26, Buffalo -- 12/20/11
 Rebounds: 7, Baylor -- 12/17/11, UCSB -- 12/22/11
 Assists: 5, UCSB -- 12/22/11
 Steals: 4, Buffalo -- 12/20/11
 Blocks: 1, three times, last, UCSB -- 12/22/11
 FG made: 9, Buffalo -- 12/20/11
 FG attempts: 16, Buffalo -- 12/20/11
 3FG made: 6, vs. San Francisco -- 1/7/12
 3FG attempts: 10, Buffalo -- 12/20/11
 FT made: 4, Buffalo -- 12/20/11
 FT attempts: 4, four times, last, San Diego -- 12/31/11

2011-12 GAME-BY-GAME

Opponent	Date	GS	Min	FG	FGA	Pct	3FG	FGA	Pct	FT	FTA	Pct	Off	Def	TR	Avg	PF	FO	A	TO	Blk	Stl	Pts	Avg	
at Utah State	11/11/11	*	31	1	4	.250	0	3	.000	0	0	.000	0	3	3	3.0	3	0	3	5	0	1	2	2.0	
BYU-HAWAII	11/15/11	*	32	3	9	.333	1	4	.250	0	0	.000	3	3	6	4.5	2	0	1	5	0	1	7	4.5	
LONGWOOD	11/18/11	*	18	2	5	.400	2	3	.667	0	0	.000	1	0	1	3.3	1	0	1	0	0	1	6	5.0	
PRAIRIE VIEW A&M	11/22/11	*	14	2	4	.500	2	4	.500	2	2	1.000	1	3	4	3.5	3	0	1	2	0	1	8	5.8	
vs Nevada	11/25/11	*	30	3	7	.429	2	5	.400	0	0	.000	1	1	2	3.2	1	0	2	0	0	1	8	6.2	
vs Wisconsin	11/26/11	*	22	2	7	.286	0	4	.000	0	0	.000	1	4	5	3.5	1	0	0	0	0	1	4	5.8	
vs Northern Arizona	11/30/11	*	26	8	10	.800	5	6	.833	2	2	1.000	1	2	3	3.4	3	0	1	1	0	1	23	8.3	
vs Oregon	12/03/11	*	26	2	6	.333	1	4	.250	2	3	.667	0	0	0	3.0	1	0	3	0	0	2	7	8.1	
WEBER STATE	12/07/11	*	27	6	11	.545	3	5	.600	0	0	.000	0	6	6	3.3	1	0	2	0	1	1	15	8.9	
at Utah	12/10/11	*	28	2	6	.333	2	5	.400	0	0	.000	1	1	2	3.2	1	0	4	1	0	0	6	8.6	
BAYLOR	12/17/11	*	38	1	4	.250	1	2	.500	1	2	.500	0	7	7	3.5	1	0	3	3	0	1	4	8.2	
BUFFALO	12/20/11	*	36	9	16	.563	4	10	.400	4	4	1.000	0	2	2	3.4	1	0	4	2	0	4	26	9.7	
UC SANTA BARBARA	12/22/11	*	32	3	5	.600	2	4	.500	1	4	.250	1	6	7	3.7	3	0	5	4	1	1	9	9.6	
CS SAN MARCOS	12/27/11	*	21	1	2	.500	1	2	.500	0	0	.000	1	3	4	3.7	0	0	2	1	0	2	3	9.1	
at Saint Mary's (CA)	12/29/11	*	32	2	3	.667	0	1	.000	0	1	.000	1	1	2	3.6	4	0	3	1	0	0	4	8.8	
SAN DIEGO	12/31/11	*	28	2	6	.333	1	5	.200	3	4	.750	1	5	6	3.8	2	0	3	1	0	0	8	8.8	
at Loyola Marymount	01/05/12	*	29	0	1	.000	0	1	.000	0	0	.000	1	4	5	3.8	4	0	3	2	0	0	0	8.2	
SAN FRANCISCO	01/07/12	*	25	8	8	1.000	6	6	1.000	0	0	.000	0	6	6	3.9	2	0	3	3	0	1	22	9.0	
SANTA CLARA	01/14/12	*	29	3	6	.500	1	3	.333	0	0	.000	0	4	4	3.9	2	0	2	1	0	1	7	8.9	
Totals			19	524	60	120	.500	34	77	.442	15	22	.682	14	61	75	3.9	36	0	46	32	2	20	169	8.9

MISCELLANEOUS

	10-11	Career
Double-Figure Pts:	4 (4-0)	5 (5-0)
20-plus Pts:	3 (3-0)	3 (3-0)
Double-Figure Reb:	0 (0-0)	0 (0-0)
Double-Doubles:	0 (0-0)	0 (0-0)
3-plus Steals:	1 (1-0)	1 (1-0)
3-plus Blocks:	0 (0-0)	0 (0-0)
3-plus 3-point FGs:	4 (4-0)	5 (5-0)
Scoring Leader:	3 (3-0)	3 (3-0)
Rebound Leader:	1 (1-0)	1 (1-0)
Assist Leader:	0 (0-0)	0 (0-0)

CAREER STATISTICS (ALL GAMES)

Year	GP	GS	Min	Avg	FG	FGA	Pct	3FG	FGA	Pct	FT	FTA	Pct	Off	Def	TR	Avg	PF	FO	A	TO	Blk	Stl	Pts	Avg
2009-10	20	0	63	3.2	7	18	.389	0	3	.000	5	8	.625	2	11	13	0.7	4	0	2	4	1	1	19	1.0
2010-11	29	0	150	5.2	10	32	.313	6	22	.273	7	12	.583	5	19	24	0.8	13	0	9	4	0	8	33	1.1
2011-12	19	19	524	27.6	60	120	.500	34	77	.442	15	22	.682	14	61	75	3.9	36	0	46	32	2	20	169	8.9
TOTAL	68	19	737	10.8	77	170	.453	40	102	.392	27	42	.643	21	91	112	1.6	53	0	57	40	3	29	221	3.3

CAREER STATISTICS (CONFERENCE GAMES)

Year	GP	GS	Min	Avg	FG	FGA	Pct	3FG	FGA	Pct	FT	FTA	Pct	Off	Def	TR	Avg	PF	FO	A	TO	Blk	Stl	Pts	Avg
2009-10	8	0	24	3.0	3	7	.429	0	1	.000	2	4	.500	1	1	2	0.3	2	0	1	2	0	0	8	1.0
2010-11	11	0	40	3.6	2	7	.286	0	3	.000	3	7	.429	2	5	7	0.6	4	0	2	0	0	2	7	0.6
2011-12	5	5	143	28.6	15	24	.625	8	16	.500	3	5	.600	3	20	23	4.6	14	0	14	8	0	2	41	8.2
TOTAL	24	5	207	8.6	20	38	.526	8	20	.400	8	16	.500	6	26	32	1.3	20	0	17	10	0	4	56	2.3





14 — NICK MARTINEAU
6-0 • 170 • Junior • Guard
Fruit Heights, Utah (Davis HS)

MARTINEAU NOTES

Last time Out

- Did not play at Santa Clara

In 2011-12

- Had 3 rebounds, 2 assists and 1 steal vs. CSUSM
- Played 7 minutes vs. Prairie View A&M and tallied 2 rebounds, 2 assists and 1 steal
- Played 2 minutes vs. BYU-Hawaii and scored 1 point (1-2 FT)
- Made one 3-pointer vs. Longwood and vs. San Diego

Other

- Parents are Chris and Sherrie and has three brothers and one sister
- Wife's name is Karli
- Served a mission for The Church of Jesus Christ of Latter-day Saints in Chile
- Also garnered recruiting attention as a wide receiver in football
- Also recruited by Southern Utah, Penn, Columbia, Princeton, Stanford, Air Force, Utah State and Utah
- Averaged 15 points and six assists per game at Davis High School, earning first-team all-state honors as a senior
- Named Salt Lake Tribune second-team all-state and Deseret News third-team all-state his junior season
- Earned first-team all-state accolades as a wide receiver in football
- Honored by the National Football Foundation Hall of Fame

Click/scan for Martineau's bio on BYUcougars.com



11-12 SEASON HIGHS

Points: 3, Longwood – 11/18/11, San Diego – 12/31/11
 Points 1st half: —
 Points 2nd half: 3, Longwood – 11/18/11, San Diego – 12/31/11
 Rebounds: — 3, CSUSM – 12/27/11
 Assists: — 2, Prairie View A&M – 11/22/11, CSUSM – 12/27/11
 Steals: — 1, Prairie View A&M – 11/22/11, CSUSM – 12/27/11
 Blocks: —
 FG made: — 1, three times, last, San Diego – 12/31/11
 FG attempts: — 2, CSUSM – 12/27/11
 3FG made: — 1, Longwood – 11/18/11, San Diego – 12/31/11
 3FG attempts: — 1, three times, last, San Diego – 12/31/11
 FT made: 1, BYU-Hawaii – 11/15/11
 FT attempts: 2, BYU-Hawaii – 11/15/11

CAREER HIGHS

Points: 6, Loyola Marymount – 01/03/08
 Rebounds: 3, CSUSM – 12/27/11
 Assists: 4, Loyola Marymount – 01/03/08
 Steals: 2, Chicago State – 11/20/10
 Blocks: —
 FG made: 2, Mississippi Valley – 11/23/10
 FG attempts: 3, twice, last vs Hawaii – 12/04/10
 3FG made: 1, 6 times, last, San Diego – 12/31/11
 3FG attempts: 2, 3 times, last vs Fresno Pacific – 01/01/11
 FT made: 4, Loyola Marymount – 01/03/08
 FT attempts: 4, Loyola Marymount – 01/03/08

2011-12 GAME-BY-GAME

Opponent	Date	GS	Min	FG	FGA	Pct	3FG	FGA	Pct	FT	FTA	Pct	Off	Def	TR	Avg	PF	FO	A	TO	Blk	Stl	Pts	Avg
at Utah State	11/11/11		DNP																					
BYU-HAWAII	11/15/11	2	0	0	.000	0	0	.000	1	2	.500	0	0	0	0.0	0	0	0	0	0	0	1	1.0	
LONGWOOD	11/18/11	3	1	1	1.000	1	1	1.000	0	0	.000	0	0	0	0.0	0	0	0	0	0	0	3	2.0	
PRAIRIE VIEW A&M	11/22/11	7	0	0	.000	0	0	.000	0	0	.000	0	2	2	0.7	0	0	2	0	0	1	0	1.3	
vs Nevada	11/25/11	1	0	1	.000	0	0	.000	0	0	.000	0	0	0	0.5	0	0	0	0	0	0	0	1.0	
vs Wisconsin	11/26/11	1	0	0	.000	0	0	.000	0	0	.000	0	0	0	0.4	0	0	0	0	0	0	0	0.8	
vs Northern Arizona	11/30/11	5	0	1	.000	0	0	.000	0	0	.000	0	0	0	0.3	0	0	1	1	0	0	0	0.7	
vs. Oregon	12/3/11		DNP																					
WEBER STATE	12/07/11	5	1	1	1.000	0	0	.000	0	0	.000	0	0	0	0.3	0	0	1	1	0	0	2	0.9	
at Utah	12/10/11	1	0	0	.000	0	0	.000	0	0	.000	0	1	1	0.4	0	0	0	0	0	0	0	0.8	
BAYLOR	12/17/11		DNP																					
BUFFALO	12/20/11	1	0	1	.000	0	0	.000	0	0	.000	0	0	0	0.3	0	0	0	0	0	0	0	0.7	
UC SANTA BARBARA	12/22/11	1	0	0	.000	0	0	.000	0	0	.000	0	0	0	0.3	0	0	0	0	0	0	0	0.6	
CS SAN MARCOS	12/27/11	5	0	2	.000	0	1	.000	0	0	.000	1	2	3	0.5	1	0	2	1	0	1	0	0.5	
at Saint Mary's (CA)	12/29/11		DNP																					
SAN DIEGO	12/31/11	5	1	1	1.000	1	1	1.000	0	0	.000	0	0	0	0.5	0	0	0	0	0	0	3	0.8	
at Loyola Marymount	01/05/12		DNP																					
SAN FRANCISCO	01/07/12	3	0	1	.000	0	0	.000	0	0	.000	0	0	0	0.5	0	0	0	0	0	0	0	0.7	
SANTA CLARA	01/14/12		DNP																					
Totals		0	40	3	9	.333	2	3	.667	1	2	.500	1	5	6	0.5	1	0	6	3	0	2	9	0.7

MISCELLANEOUS

	10-11	Career
Double-Figure Pts:	0 (0-0)	0 (0-0)
20-plus Pts:	0 (0-0)	0 (0-0)
Double-Figure Reb:	0 (0-0)	0 (0-0)
Double-Doubles:	0 (0-0)	0 (0-0)
3-plus Steals:	0 (0-0)	0 (0-0)
3-plus Blocks:	0 (0-0)	0 (0-0)
3-plus 3-point FGs:	0 (0-0)	0 (0-0)
Scoring Leader:	0 (0-0)	0 (0-0)
Rebound Leader:	0 (0-0)	0 (0-0)
Assist Leader:	0 (0-0)	0 (0-0)

CAREER STATISTICS (ALL GAMES)

Year	GP	GS	Min	Avg	FG	FGA	Pct	3FG	FGA	Pct	FT	FTA	Pct	Off	Def	TR	Avg	PF	FO	A	TO	Blk	Stl	Pts	Avg
2007-08	20	0	115	5.8	4	14	.286	1	5	.200	4	6	.667	2	6	8	0.4	13	0	14	9	0	3	13	0.7
2010-11	25	0	121	4.8	6	22	.273	3	12	.250	2	2	1.000	0	11	11	0.4	7	0	14	4	0	5	17	0.7
2011-12	13	0	40	3.1	3	9	.333	2	3	.667	1	2	.500	1	5	6	0.5	1	0	6	3	0	2	9	0.7
TOTAL	58	0	276	4.8	13	45	.289	6	20	.300	7	10	.700	3	22	25	0.4	21	0	34	16	0	10	39	0.7

CAREER STATISTICS (CONFERENCE GAMES)

Year	GP	GS	Min	Avg	FG	FGA	Pct	3FG	FGA	Pct	FT	FTA	Pct	Off	Def	TR	Avg	PF	FO	A	TO	Blk	Stl	Pts	Avg
2007-08	7	0	24	3.4	0	4	.000	0	2	.000	0	2	.000	0	1	1	0.1	2	0	0	3	0	2	0	0.0
2010-11	8	0	11	1.4	0	3	.000	0	1	.000	0	0	.000	0	0	0	0.0	2	0	1	0	0	0	0	0.0
2011-12	2	0	8	4.0	1	2	.500	1	1	1.000	0	0	.000	0	0	0	0.0	0	0	0	0	0	0	3	1.5
TOTAL	17	0	43	2.5	1	9	.111	1	4	.250	0	2	.000	0	1	1	0.1	4	0	1	3	0	2	3	0.2





20 — ANSON WINDER
 6-3 • 195 • Freshman • Guard
 Las Vegas, Nev. (Bishop Gorman HS)

WINDER NOTES

Last time Out

- Had 1 rebound and 1 steal vs. Santa Clara

In 2011-12

- Started 6 games at point guard and has played in 18 games
- BYU's assist leader in 6 games
- Hit 7 of 8 from the field and 6 of 7 from downtown for a career-best 20 points vs. Buffalo
- Had 9 points, 4 rebounds, 4 assists and 4 steals against Nevada, his first career start
- Averages 4.5 points, 2.4 assists and 1.4 rebounds

Other

- Parents are Chuck Winder and Teresa Williams
- Also recruited by Nevada, SMU, Portland, UC Riverside and Idaho
- Helped lead Bishop Gorman to back-to-back Nevada 4A state titles
- Averaged 17 points and seven boards as a senior and led Bishop Gorman to a 30-2 record
- Earned first-team all-Southwest League and first-team all-Sunset Division honors
- As a junior averaged 13.8 points, 8.2 rebounds and 3.0 assists and helped Bishop Gorman to a 28-5 record
- Earned all-Southwest League honors and Bishop Gorman's Sportsmanship Award as a junior
- Earned all-tournament honors at the Wyoming Energy Classic

Click/scan for Winder's bio on BYUcougars.com



11-12 SEASON/CAREER HIGHS

Points: 20, Buffalo -- 12/20/11
 Points 1st half: 17, Buffalo -- 12/20/11
 Points 2nd half: 7 vs. Oregon -- 12/3/11
 Rebounds: 4, vs Nevada Wolf Pack -- 11-25-11
 Assists: 9, vs Northern Arizona -- 11/30/11
 Steals: 4, vs Nevada Wolf Pack -- 11-25-11
 Blocks: 2, vs Northern Arizona -- 11/30/11
 FG made: 7, Buffalo -- 12/20/11
 FG attempts: 9, vs Nevada Wolf Pack -- 11-25-11
 3FG made: 6, Buffalo -- 12/20/11
 3FG attempts: 7, Buffalo -- 12/20/11
 FT made: 3, Prairie View A&M -- 11/22/11, UCSB -- 12/22/11
 FT attempts: 5, Longwood -- 11/18/11

MISCELLANEOUS

	11-12	Career
Double-Figure Pts:	3 (3-0)	3 (3-0)
20-plus Pts:	1 (1-0)	1 (1-0)
Double-Figure Reb:	0 (0-0)	0 (0-0)
Double-Doubles:	0 (0-0)	0 (0-0)
3-plus Steals:	3 (2-1)	3 (2-1)
3-plus Blocks:	0 (0-0)	0 (0-0)
3-plus 3-point FGs:	1 (1-0)	1 (1-0)
Scoring Leader:	0 (0-0)	0 (0-0)
Rebound Leader:	0 (0-0)	0 (0-0)
Assist Leader:	6 (6-0)	6 (6-0)

2011-12 GAME-BY-GAME

Opponent	Date	GS	Min	FG	FGA	Pct	3FG	FGA	Pct	FT	FTA	Pct	Off	Def	TR	Avg	PF	FO	A	TO	Blk	Stl	Pts	Avg	
at Utah State	11/11/11		DNP																						
BYU-HAWAII	11/15/11		2	0	0	.000	0	0	.000	0	0	.000	0	1	1	1.0	0	0	0	0	0	0	0	0.0	
LONGWOOD	11/18/11		25	2	5	.400	2	4	.500	2	5	.400	0	1	1	1.0	1	0	5	0	0	0	8	4.0	
PRAIRIE VIEW A&M	11/22/11		21	3	5	.600	2	4	.500	3	3	1.000	0	3	3	1.7	2	0	4	2	0	0	11	6.3	
vs Nevada	11/25/11	*	38	4	9	.444	0	4	.000	1	2	.500	0	4	4	2.3	2	0	4	3	0	4	9	7.0	
vs Wisconsin	11/26/11	*	21	0	0	.000	0	0	.000	0	0	.000	0	0	0	1.8	0	0	3	1	0	0	0	5.6	
vs Northern Arizona	11/30/11	*	22	1	3	.333	0	1	.000	1	2	.500	0	2	2	1.8	1	0	9	3	2	3	3	5.2	
vs Oregon	12/03/11	*	37	4	8	.500	2	5	.400	0	1	.000	1	1	2	1.9	0	0	6	3	0	1	10	5.9	
WEBER STATE	12/07/11	*	19	0	3	.000	0	3	.000	0	0	.000	0	1	1	1.8	1	0	1	0	1	0	0	5.1	
at Utah	12/10/11	*	12	0	5	.000	0	4	.000	1	2	.500	1	1	2	1.8	1	0	0	2	0	0	1	4.7	
BAYLOR	12/17/11		3	0	0	.000	0	0	.000	1	2	.500	0	0	0	1.6	0	0	0	0	0	0	1	4.3	
BUFFALO	12/20/11		19	7	8	.875	6	7	.857	0	0	.000	0	0	0	1.5	0	0	2	3	0	1	20	5.7	
UC SANTA BARBARA	12/22/11		13	0	2	.000	0	2	.000	3	4	.750	0	3	3	1.6	0	0	0	0	0	0	3	5.5	
CS SAN MARCOS	12/27/11		14	0	6	.000	0	4	.000	0	0	.000	0	1	1	1.5	1	0	1	0	0	0	0	5.1	
at Saint Mary's (CA)	12/29/11		21	3	7	.429	2	3	.667	0	0	.000	0	1	1	1.5	0	0	1	0	0	3	8	5.3	
SAN DIEGO	12/31/11		16	0	2	.000	0	2	.000	0	0	.000	0	0	0	1.4	1	0	5	2	0	1	0	4.9	
at Loyola Marymount	01/05/12		9	0	2	.000	0	2	.000	2	2	1.000	0	1	1	1.4	1	0	0	1	0	3	2	4.8	
SAN FRANCISCO	01/07/12		9	1	2	.500	1	1	1.000	2	2	1.000	0	2	2	1.4	4	0	2	2	0	0	5	4.8	
SANTA CLARA	01/14/12		4	0	0	.000	0	0	.000	0	0	.000	0	1	1	1.4	0	0	0	1	0	1	0	4.5	
Totals			6	305	25	67	.373	15	46	.326	16	25	.640	2	23	25	1.4	15	0	43	23	3	17	81	4.5

CAREER STATISTICS (ALL GAMES)																									
Year	GP	GS	Min	Avg	FG	FGA	Pct	3FG	FGA	Pct	FT	FTA	Pct	Off	Def	TR	Avg	PF	FO	A	TO	Blk	Stl	Pts	Avg
2011-12	18	6	305	16.9	25	67	.373	15	46	.326	16	25	.640	2	23	25	1.4	15	0	43	23	3	17	81	4.5
TOTAL	18	6	305	16.9	25	67	.373	15	46	.326	16	25	.640	2	23	25	1.4	15	0	43	23	3	17	81	4.5

CAREER STATISTICS (CONFERENCE GAMES)																									
Year	GP	GS	Min	Avg	FG	FGA	Pct	3FG	FGA	Pct	FT	FTA	Pct	Off	Def	TR	Avg	PF	FO	A	TO	Blk	Stl	Pts	Avg
2011-12	5	0	59	11.8	4	13	.308	3	8	.375	4	4	1.000	0	5	5	1.0	6	0	8	6	0	8	15	3.0
TOTAL	5	0	59	11.8	4	13	.308	3	8	.375	4	4	1.000	0	5	5	1.0	6	0	8	6	0	8	15	3.0





21 — STEPHEN ROGERS
6-8 • 195 • Junior • Forward
Mesa, Ariz. (Mesa CC)

ROGERS NOTES

Last time Out

- Against Santa Clara had 2 points, 3 rebounds, 3 assists and 1 steal

In 2011-12

- Missed three weeks with knee injury
- Has played in 13 games and started two
- Scored 15 points in 18 minutes vs. Weber State
- Had 17 points vs. Longwood and 18 vs. Prairie View A&M
- Averages 8.2 points, 2.2 rebounds and 1.8 assists
- 47.6 percent FG shooting and 36.4 percent 3-point FG shooting

Other

- Parents are Kimball and Sharon Rogers and is the youngest of seven children
- Wife's name is Ginny
- Served a mission for The Church of Jesus Christ of Latter-day Saints in Cleveland, Ohio
- Earned junior college All-America honors while leading Mesa CC to a 25-7 record (2009-10)
- Averaged 21.3 points, 5.3 rebounds, 1.5 assists and 1.3 steals and made 85 threes and shot .499 from the field, .427 from three and .810 from the free throw line
- Redshirted one season at Arizona State prior to playing at Mesa

Click/scan for Rogers' bio on BYUcougars.com



11-12 SEASON HIGHS

Points: 18, Prairie View A&M – 11/22/11
Points 1st half: 8, Prairie View A&M – 11/22/11
Points 2nd half: 14, Longwood – 11/18/11
Rebounds: 6, vs. Northern Arizona – 11/30/11
Assists: 3, four times, last, Santa Clara – 01/14/12
Steals: 3, Longwood – 11/18/11
Blocks: 2 BYU-Hawaii – 11/15/11
FG made: 7, Longwood – 11/18/11
FG attempts: 10, vs. Oregon – 12/3/11, Weber State – 12/7/11
3FG made: 4, vs. Oregon – 12/3/11
3FG attempts: 7, vs. Oregon – 12/3/11
FT made: 3, Prairie View A&M – 11/22/11
FT attempts: 4, Prairie View A&M – 11/22/11

CAREER HIGHS

Points: 18, Prairie View A&M – 11/22/11
Rebounds: 8, UNLV – 02/05/11
Assists: 3, four times, last, Santa Clara – 01/14/12
Steals: 3, Longwood – 11/18/11
Blocks: 2, three times, last, Weber State, 12/7/11
FG made: 7, Longwood – 11/18/11
FG attempts: 10, three times, last, Weber State – 12/7/11
3FG made: 4, vs. Oregon – 12/3/11
3FG attempts: 7, vs. Oregon – 12/3/11
FT made: 11, Fresno Pacific – 01/01/11
FT attempts: 11, Fresno Pacific – 01/01/11

2011-12 GAME-BY-GAME

Opponent	Date	GS	Min	FG	FGA	Pct	3FG	FGA	Pct	FT	FTA	Pct	Off	Def	TR	Avg	PF	FO	A	TO	Blk	Stl	Pts	Avg	
at Utah State	11/11/11	*	29	3	7	.429	0	4	.000	1	2	.500	0	0	0	0.0	5	1	3	1	1	1	7	7.0	
BYU-HAWAII	11/15/11	*	22	2	5	.400	1	2	.500	0	0	.000	0	2	2	1.0	3	0	1	2	2	0	5	6.0	
LONGWOOD	11/18/11		18	7	9	.778	3	5	.600	0	0	.000	2	0	2	1.3	0	0	3	0	0	3	17	9.7	
PRAIRIE VIEW A&M	11/22/11		21	6	9	.667	3	5	.600	3	4	.750	0	2	2	1.5	1	0	2	0	1	1	18	11.8	
vs Nevada	11/25/11		11	4	4	.250	0	1	.000	0	0	.000	0	4	4	2.0	0	0	2	2	0	0	2	9.8	
vs Wisconsin	11/26/11		12	3	6	.500	0	1	.000	0	0	.000	0	2	2	2.0	0	0	0	2	0	0	6	9.2	
vs Northern Arizona	11/30/11		27	3	6	.500	2	5	.400	0	0	.000	0	6	6	2.6	2	0	3	0	0	0	8	9.0	
vs Oregon	12/03/11		21	5	10	.500	4	7	.571	2	3	.667	0	1	1	2.4	1	0	2	2	0	2	16	9.9	
WEBER STATE	12/07/11		18	6	10	.600	1	3	.333	2	2	1.000	0	0	0	2.1	0	0	1	0	1	0	15	10.4	
at Utah	12/10/11		19	2	8	.250	1	5	.200	0	2	.000	0	3	3	2.2	2	0	2	1	1	0	5	9.9	
BAYLOR	12/17/11					DNP																			
BUFFALO	12/20/11					DNP																			
UC SANTA BARBARA	12/22/11					DNP																			
CS SAN MARCOS	12/27/11					DNP																			
at Saint Mary's (CA)	12/29/11					DNP																			
SAN DIEGO	12/31/11					DNP																			
at Loyola Marymount	01/05/12		7	0	3	.000	0	2	.000	2	2	1.000	1	0	1	2.1	1	0	1	0	0	0	2	9.2	
SAN FRANCISCO	01/07/12		8	1	1	1.000	1	1	1.000	0	0	.000	0	3	3	2.2	3	0	1	1	0	0	3	8.7	
SANTA CLARA	01/14/12		12	1	6	.167	0	3	.000	0	0	.000	0	3	3	2.2	0	0	3	0	0	1	2	8.2	
Totals			2	225	40	84	.476	16	44	.364	10	15	.667	3	26	29	2.2	18	1	23	12	5	9	106	8.2

MISCELLANEOUS

	10-11	Career
Double-Figure Pts:	4 (4-0)	10 (10-0)
20-plus Pts:	0 (0-0)	0 (0-0)
Double-Figure Reb:	0 (0-0)	0 (0-0)
Double-Doubles:	0 (0-0)	0 (0-0)
3-plus Steals:	1 (1-0)	1 (1-0)
3-plus Blocks:	0 (0-0)	0 (0-0)
3-plus 3-point FGs:	3 (3-0)	6 (6-0)
Scoring Leader:	1 (1-0)	2 (2-0)
Rebound Leader:	0 (0-0)	1 (1-0)
Assist Leader:	0 (0-0)	0 (0-0)

CAREER STATISTICS (ALL GAMES)																									
Year	GP	GS	Min	Avg	FG	FGA	Pct	3FG	FGA	Pct	FT	FTA	Pct	Off	Def	TR	Avg	PF	FO	A	TO	Blk	Stl	Pts	Avg
2010-11	36	0	368	10.2	43	105	.410	21	61	.344	41	48	.854	17	61	78	2.2	26	0	12	22	8	10	148	4.1
2011-12	13	2	225	17.3	40	84	.476	16	44	.364	10	15	.667	3	26	29	2.2	18	1	23	12	5	9	106	8.2
TOTAL	49	2	593	12.1	83	189	.439	37	105	.352	51	63	.810	20	87	107	2.2	44	1	35	34	13	19	254	5.2

CAREER STATISTICS (CONFERENCE GAMES)																									
Year	GP	GS	Min	Avg	FG	FGA	Pct	3FG	FGA	Pct	FT	FTA	Pct	Off	Def	TR	Avg	PF	FO	A	TO	Blk	Stl	Pts	Avg
2010-11	16	0	172	10.8	23	53	.434	10	30	.333	10	10	1.000	7	26	33	2.1	14	0	5	11	2	5	66	4.1
2011-12	3	0	27	9.0	2	10	.200	1	6	.167	2	2	1.000	1	6	7	2.3	4	0	5	1	0	1	7	2.3
TOTAL	19	0	199	10.5	25	63	.397	11	36	.306	12	12	1.000	8	32	40	2.1	18	0	10	12	2	6	73	3.8





HARRISON NOTES

Last time Out

- Played 2 minutes vs. Santa Clara

In 2011-12

- Has played in 17 of 19 games this season
- Scored 8 points off the bench vs. Baylor
- Scored 11 points vs. Longwood, draining 3 of 5 three-pointers
- Scored 9 points vs. Wisconsin
- Averages 4.1 points

Other

- Also recruited by Clemson, Florida State, Marquette and Wisconsin
- As a senior helped Christ School to a 32-5 overall record, a 12-0 league record and the NCISAA State Title
- Named NCISAA 3A All-State
- Earned first-team Asheville Citizen-Times All-WNC honors
- Shared team MVP honors with Marshall Plumlee (Duke)
- A Jordan Brand Classic Regional All-Star
- Named CAA All-Conference and CAA Player of the Year
- Averaged 12.7 points, 4.7 rebounds, 1.8 steals and 1.7 assists and hit 53 threes

Click/scan for Harrison's bio on BYUcougars.com



24 — DAMARCUS HARRISON

6-5 • 190 • Freshman • Guard
Greenwood, S.C. (Christ HS)

11-12 SEASON/CAREER HIGHS

Points: 11, Longwood – 11/18/11
Points 1st half: 8, Baylor – 12/17/11
Points 2nd half: 6, three times, last, San Diego – 12/31/11
Rebounds: 3, Baylor – 12/17/11, CSUSM – 12/27/11
Assists: 2, Four times, last, CSUSM – 12/27/11
Steals: 2, vs. Oregon – 12/3/11, CSUSM – 12/27/11
Blocks: 1, Baylor – 12/17/11
FG made: 4, CSUSM – 12/27/11
FG attempts: 8, vs. NAU – 11/30/11, CSUSM – 12/27/11
3FG made: 3, Longwood – 11/18/11
3FG attempts: 5, Longwood – 11/18/11
FT made: 2, Longwood – 11/18/11
FT attempts: 4, Baylor – 12/17/11

2011-12 GAME-BY-GAME

Opponent	Date	GS	Min	FG	FGA	Pct	3FG	FGA	Pct	FT	FTA	Pct	Off	Def	TR	Avg	PF	FO	A	TO	Blk	Stl	Pts	Avg
at Utah State	11/11/11	4	0	1	.000	0	0	.000	0	0	0	.000	0	0	0	0.0	1	0	1	0	0	0	0	0.0
BYU-HAWAII	11/15/11	15	2	6	.333	1	2	.500	1	1	1.000	1	1	2	1.0	1	0	2	3	0	0	6	3.0	
LONGWOOD	11/18/11	13	3	7	.429	3	5	.600	2	2	1.000	0	0	0	0.7	0	0	1	1	0	0	11	5.7	
PRAIRIE VIEW A&M	11/22/11	14	2	5	.400	0	2	.000	1	3	.333	0	1	1	0.8	3	0	2	1	0	1	5	5.5	
vs Nevada	11/25/11	8	2	4	.500	0	1	.000	0	0	.000	1	1	2	1.0	1	0	1	0	1	0	4	5.2	
vs Wisconsin	11/26/11	19	3	7	.429	1	2	.500	2	2	1.000	0	1	1	1.0	1	0	0	1	0	1	9	5.8	
vs Northern Arizona	11/30/11	14	2	8	.250	0	2	.000	0	0	.000	0	1	1	1.0	0	0	0	0	0	1	4	5.6	
vs Oregon	12/03/11	5	0	1	.000	0	1	.000	0	2	.000	0	1	1	1.0	0	0	1	0	2	0	4	4.9	
WEBER STATE	12/07/11	11	1	6	.167	0	3	.000	0	0	.000	0	0	0	0.9	0	0	1	0	0	0	2	4.6	
at Utah	12/10/11	8	1	5	.200	1	4	.250	0	0	.000	0	0	0	0.8	1	0	0	0	0	0	3	4.4	
BAYLOR	12/17/11	15	3	7	.429	1	3	.333	1	4	.250	1	2	3	1.0	2	0	1	1	1	1	8	4.7	
BUFFALO	12/20/11																							
UC SANTA BARBARA	12/22/11	8	0	2	.000	0	2	.000	0	0	.000	0	0	0	0.9	0	0	2	0	0	1	0	4.3	
CS SAN MARCOS	12/27/11	21	4	8	.500	0	4	.000	0	1	.000	1	2	3	1.1	0	0	2	3	0	2	8	4.6	
at Saint Mary's (CA)	12/29/11	5	0	2	.000	0	0	.000	0	0	.000	0	0	0	1.0	0	0	1	2	0	0	0	4.3	
SAN DIEGO	12/31/11	5	3	4	.750	0	0	.000	0	0	.000	0	2	2	1.1	0	0	0	0	0	0	6	4.4	
at Loyola Marymount	01/05/12																							
SAN FRANCISCO	01/07/12	9	1	5	.200	1	3	.333	0	0	.000	0	1	1	1.1	1	0	0	1	0	0	3	4.3	
SANTA CLARA	01/14/12	2	0	2	.000	0	1	.000	0	0	.000	0	1	1	1.1	0	0	0	0	0	0	0	4.1	
Totals		0	176	27	80	.338	8	35	.229	7	15	.467	4	14	18	1.1	11	0	12	16	1	9	69	4.1

MISCELLANEOUS

	11-12	Career
Double-Figure Pts:	1 (1-0)	1 (1-0)
20-plus Pts:	0 (0-0)	0 (0-0)
Double-Figure Reb:	0 (0-0)	0 (0-0)
Double-Doubles:	0 (0-0)	0 (0-0)
3-plus Steals:	0 (0-0)	0 (0-0)
3-plus Blocks:	0 (0-0)	0 (0-0)
3-plus 3-point FGs:	1 (1-0)	1 (1-0)
Scoring Leader:	0 (0-0)	0 (0-0)
Rebound Leader:	0 (0-0)	0 (0-0)
Assist Leader:	0 (0-0)	0 (0-0)

CAREER STATISTICS (ALL GAMES)																									
Year	GP	GS	Min	Avg	FG	FGA	Pct	3FG	FGA	Pct	FT	FTA	Pct	Off	Def	TR	Avg	PF	FO	A	TO	Blk	Stl	Pts	Avg
2011-12	17	0	176	10.4	27	80	.338	8	35	.229	7	15	.467	4	14	18	1.1	11	0	12	16	1	9	69	4.1
TOTAL	17	0	176	10.4	27	80	.338	8	35	.229	7	15	.467	4	14	18	1.1	11	0	12	16	1	9	69	4.1

CAREER STATISTICS (CONFERENCE GAMES)																									
Year	GP	GS	Min	Avg	FG	FGA	Pct	3FG	FGA	Pct	FT	FTA	Pct	Off	Def	TR	Avg	PF	FO	A	TO	Blk	Stl	Pts	Avg
2011-12	4	0	21	5.3	4	13	.308	1	4	.250	0	0	.000	0	4	4	1.0	1	0	1	3	0	0	9	2.3
TOTAL	4	0	21	5.3	4	13	.308	1	4	.250	0	0	.000	0	4	4	1.0	1	0	1	3	0	0	9	2.3





33 — NATE AUSTIN
 6-10 • 215 • Freshman • Forward/Center
 Alpine, Utah (Lone Peak HS)

AUSTIN NOTES

Last time Out

- Posted a team-best 7 boards and added 3 points and 2 assists vs. Santa Clara

In 2011-12

- Has played in every game this season
- Career-high 15 points came on 7 of 8 shooting vs. Weber State
- Hit 3-pointers in four-straight games (Northern Arizona, Oregon, Weber State, Utah)
- Averages 4.4 points and 3.7 rebounds
- 61.1 percent FG shooting and 41.7 percent 3pt FG shooting

Other

- Served a mission for The Church of Jesus Christ of Latter-day Saints in McAllen, Texas
- Also recruited by Boise State and Utah State
- Helped Lone Peak to a 22-3 record as a senior
- Averaged 11.5 points while helping the Knights to a trip to the state title game in 2009
- Helped Lone Peak win the 2008 state title
- Played with fellow Cougars Tyler Haws and Josh Sharp at Lone Peak
- Played for Salt Lake Metro club team directed by Dave Hammer and coached by Marty Haws
- At Las Vegas Spring Showcase scored 24 points and grabbed 22 rebounds in a gold bracket quarterfinal game

Click/scan for Austin's bio on BYUcougars.com



11-12 SEASON/CAREER HIGHS

Points: 15, Weber State – 12/07/11
 Points 1st half: 9, vs. Oregon – 12/3/11
 Points 2nd half: 13, Weber State – 12/7/11
 Rebounds: 9, three times, last, vs. San Francisco – 1/7/12
 Assists: 2, at Saint Mary's – 12/29/11, Santa Clara – 1/14/12
 Steals: 1, four times, last, San Diego – 12/31/11
 Blocks: 2, CSUSM – 12/27/11
 FG made: 7, Weber State – 12/07/11
 FG attempts: 8, Weber State – 12/07/11
 3FG made: 1, 5 times, last, San Diego – 12/31/11
 3FG attempts: 2, four times, last, San Diego – 12/31/11
 FT made: 3, Buffalo – 12/20/11
 FT attempts: 4, twice, last, Buffalo – 12/20/11

MISCELLANEOUS

	11-12	Career
Double-Figure Pts:	2 (2-0)	2 (2-0)
20-plus Pts:	0 (0-0)	0 (0-0)
Double-Figure Reb:	0 (0-0)	0 (0-0)
Double-Doubles:	0 (0-0)	0 (0-0)
3-plus Steals:	0 (0-0)	0 (0-0)
3-plus Blocks:	0 (0-0)	0 (0-0)
3-plus 3-point FGs:	0 (0-0)	0 (0-0)
Scoring Leader:	0 (0-0)	0 (0-0)
Rebound Leader:	3 (3-0)	3 (3-0)
Assist Leader:	0 (0-0)	0 (0-0)

2011-12 GAME-BY-GAME

Opponent	Date	GS	Min	FG	FGA	Pct	3FG	FGA	Pct	FT	FTA	Pct	Off	Def	TR	Avg	PF	FO	A	TO	Blk	Stl	Pts	Avg	
at Utah State	11/11/11	11	1	1	1.000	0	0	.000	0	0	.000	1	2	3	3.0	1	0	1	1	0	1	0	2	2.0	
BYU-HAWAII	11/15/11	5	0	0	.000	0	0	.000	0	0	.000	1	1	2	2.5	3	0	0	2	0	0	0	0	1.0	
LONGWOOD	11/18/11	13	2	4	.500	0	0	.000	0	0	.000	2	1	3	2.7	3	0	1	2	1	0	4	2.0		
PRAIRIE VIEW A&M	11/22/11	8	0	1	.000	0	0	.000	2	4	.500	0	0	0	2.0	2	0	0	1	0	1	0	2	2.0	
vs Nevada	11/25/11	4	0	0	.000	0	0	.000	0	0	.000	0	0	0	1.6	1	0	0	0	1	1	0	1.6		
vs Wisconsin	11/26/11	1	0	0	.000	0	0	.000	2	2	1.000	0	0	0	1.3	0	0	0	0	0	0	0	2	1.7	
vs Northern Arizona	11/30/11	9	5	6	.833	1	2	.500	0	0	.000	1	3	4	1.7	3	0	1	0	0	0	11	3.0		
vs Oregon	12/03/11	18	4	7	.571	1	2	.500	0	0	.000	2	4	6	2.3	5	1	0	0	0	0	0	9	3.8	
WEBER STATE	12/07/11	21	7	8	.875	1	2	.500	0	3	.000	2	7	9	3.0	3	0	0	0	1	0	0	15	5.0	
at Utah	12/10/11	18	1	1	1.000	1	1	1.000	0	0	.000	0	5	5	3.2	3	0	1	0	0	0	3	4.8		
BAYLOR	12/17/11	7	0	1	.000	0	0	.000	0	0	.000	1	2	3	3.2	2	0	0	0	1	0	0	4.4		
BUFFALO	12/20/11	24	2	4	.500	0	1	.000	3	4	.750	2	7	9	3.7	4	0	1	1	0	1	0	7	4.6	
UC SANTA BARBARA	12/22/11	8	0	1	.000	0	1	.000	0	2	.000	0	0	0	3.4	2	0	0	3	0	0	0	4.2		
CS SAN MARCOS	12/27/11	13	1	3	.333	0	0	.000	1	2	.500	0	2	2	3.3	3	0	1	0	2	0	3	4.1		
at Saint Mary's (CA)	12/29/11	12	0	1	.000	0	0	.000	0	2	.000	2	2	4	3.3	1	0	2	0	0	0	0	3.9		
SAN DIEGO	12/31/11	14	3	6	.500	1	2	.500	2	2	1.000	0	1	1	3.2	5	1	0	0	1	1	9	4.2		
at Loyola Marymount	01/05/12	15	4	5	.800	0	0	.000	0	0	.000	4	2	6	3.4	2	0	0	0	0	0	0	8	4.4	
SAN FRANCISCO	01/07/12	16	2	4	.500	0	1	.000	0	2	.000	2	7	9	3.7	1	0	1	0	1	0	4	4.4		
SANTA CLARA	01/14/12	16	1	1	1.000	0	0	.000	1	2	.500	4	3	7	3.8	2	0	2	0	0	0	3	4.3		
Totals			0	233	33	54	.611	5	12	.417	11	25	.440	24	49	73	3.8	46	2	10	10	9	4	82	4.3

CAREER STATISTICS (ALL GAMES)																									
Year	GP	GS	Min	Avg	FG	FGA	Pct	3FG	FGA	Pct	FT	FTA	Pct	Off	Def	TR	Avg	PF	FO	A	TO	Blk	Stl	Pts	Avg
2011-12	19	0	233	12.3	33	54	.611	5	12	.417	11	25	.440	24	49	73	3.8	46	2	10	10	9	4	82	4.3
TOTAL	19	0	233	12.3	33	54	.611	5	12	.417	11	25	.440	24	49	73	3.8	46	2	10	10	9	4	82	4.3

CAREER STATISTICS (CONFERENCE GAMES)																									
Year	GP	GS	Min	Avg	FG	FGA	Pct	3FG	FGA	Pct	FT	FTA	Pct	Off	Def	TR	Avg	PF	FO	A	TO	Blk	Stl	Pts	Avg
2011-12	5	0	73	14.6	10	17	.588	1	3	.333	3	8	.375	12	15	27	5.4	11	1	5	0	2	1	24	4.8
TOTAL	5	0	73	14.6	10	17	.588	1	3	.333	3	8	.375	12	15	27	5.4	11	1	5	0	2	1	24	4.8





HARTSOCK NOTES

Click/scan for Hartssock's bio on BYUcougars.com



Last time Out

- Hit 8 of 11 from the field for 21 points and added 5 boards and 1 assist vs. Santa Clara

In 2011-12

- Has started every game this season and scored in double figures each game
- WCC Player of the Month (December)
- Recorded back-to-back double-double games vs. Oregon and Weber State (23 pts/12 reb vs. Oregon and 19 pts/12 reb vs. Weber State)
- Has had 3 or more blocks in six games (three with 4 blocks) and recored at least 1 block in every game but three
- Averages 17.3 points, 5.8 rebounds, 1.7 blocks and 1.6 assists
- 59.6 percent FG shooting and 81.0 percent FT shooting

Other

- Parents are David and Leslie Hartssock and has five brothers and one sister
- Wife Kendalyn plays volleyball at BYU
- Served a mission for The Church of Jesus Christ of Latter-day Saints in Salt Lake City
- McDonald's High School All-America nominee at Bartlesville High School
- Averaged 27.6 points per game as a senior at Bartlesville High School and was the third-highest scorer in the state of Oklahoma and the highest in the 6A division

34 — NOAH HARTSOCK
 6-8 • 230 • Senior • Forward
 Bartlesville, Okla. (Bartlesville HS)

11-12 SEASON HIGHS

Points: 23, vs. Oregon – 12/3/11
 Points 1st half: 14, Weber State – 12/7/11
 Points 2nd half: 17, at Loyola Marymount – 1/5/12
 Rebounds: 12, vs. Oregon – 12/3/11, Weber State – 12/7/11
 Assists: 5, vs. BYU-Hawaii – 11/15/11
 Steals: 2, five times, last, CSUSM – 12/27/11
 Blocks: 4, three times, last, at Utah – 12/10/11
 FG made: 9 vs Nevada – 11/25/11, at LMU – 1/5/12
 FG attempts: 16, Weber State – 12/7/11
 3FG made: 2, vs. Nevada – 11/25/11
 3FG attempts: 3, vs. Northern Arizona – 11/30/11
 FT made: 7, vs. Oregon – 12/3/11, UCSB – 12/22/11
 FT attempts: 8, vs. Oregon – 12/3/11, UCSB – 12/22/11

CAREER HIGHS

Points: 23, vs. Oregon – 12/3/11
 Rebounds: 13, vs. Vermont – 12/08/10
 Assists: 6, Eastern New Mexico – 01/02/10
 Steals: 3, vs. Florida – 03/24/11
 Blocks: 5, at Creighton – 12/01/10
 FG made: 9, three times, last, at Loyola Marymount – 1/5/12
 FG attempts: 16, Weber State – 12/7/11
 3FG made: 3, three times, last, vs. Gonzaga – 03/19/11
 3FG attempts: 5, vs. #7/#6 San Diego State – 03/12/11
 FT made: 7, vs. Oregon – 12/03/11, UCSB – 12/22/11
 FT attempts: 8, three times, last, UCSB – 12/22/11

MISCELLANEOUS

	10-11	Career
Double-Figure Pts:	19 (15-4)	44 (37-7)
20-plus Pts:	6 (6-0)	7 (7-0)
Double-Figure Reb:	0 (0-0)	4 (4-0)
Double-Doubles:	2 (2-0)	5 (5-0)
3-plus Steals:	0 (0-0)	1 (0-1)
3-plus Blocks:	6 (5-1)	21 (19-2)
3-plus 3-point FGs:	0 (0-0)	3 (3-0)
Scoring Leader:	7 (5-2)	8 (6-2)
Rebound Leader:	4 (3-1)	28 (23-5)
Assist Leader:	2 (1-1)	7 (5-2)

2011-12 GAME-BY-GAME

Opponent	Date	GS	Min	FG	FGA	Pct	3FG	FGA	Pct	FT	FTA	Pct	Off	Def	TR	Avg	PF	FO	A	TO	Blk	Stl	Pts	Avg	
at Utah State	11/11/11	*	36	8	13	.615	0	1	.000	2	2	1.000	1	4	5	5.0	3	0	4	3	1	2	18	18.0	
BYU-HAWAII	11/15/11	*	32	4	7	.571	0	1	.000	6	6	1.000	2	7	9	7.0	0	0	5	0	2	2	14	16.0	
LONGWOOD	11/18/11	*	30	7	11	.636	1	2	.500	3	6	.500	0	5	5	6.3	0	0	0	0	1	1	18	16.7	
PRAIRIE VIEW A&M	11/22/11	*	24	5	9	.556	1	1	1.000	1	2	.500	0	3	3	5.5	2	0	0	1	3	0	12	15.5	
vs Nevada	11/25/11	*	33	9	12	.750	2	2	1.000	1	2	.500	0	6	6	5.6	4	0	2	2	1	1	21	16.6	
vs Wisconsin	11/26/11	*	39	7	14	.500	0	1	.000	4	4	1.000	3	3	6	5.7	3	0	1	1	4	0	18	16.8	
vs Northern Arizona	11/30/11	*	26	4	10	.400	1	3	.333	2	2	1.000	2	2	4	5.4	1	0	2	0	3	2	11	16.0	
vs Oregon	12/03/11	*	37	8	14	.571	0	1	.000	7	8	.875	4	8	12	6.3	4	0	2	1	4	0	23	16.9	
WEBER STATE	12/07/11	*	30	7	16	.438	0	0	.000	5	6	.833	4	8	12	6.9	1	0	3	2	3	0	19	17.1	
at Utah	12/10/11	*	36	6	9	.667	1	2	.500	6	6	1.000	2	5	7	6.9	2	0	1	1	4	0	19	17.3	
BAYLOR	12/17/11	*	37	7	14	.500	0	1	.000	1	1	1.000	3	2	5	6.7	2	0	1	1	1	2	15	17.1	
BUFFALO	12/20/11	*	18	7	9	.778	0	1	.000	2	3	.667	0	1	1	6.3	3	0	2	0	0	1	16	17.0	
UC SANTA BARBARA	12/22/11	*	37	7	11	.636	0	0	.000	7	8	.875	1	4	5	6.2	3	0	1	0	1	0	21	17.3	
CS SAN MARCOS	12/27/11	*	28	8	10	.800	0	0	.000	4	5	.800	1	3	4	6.0	0	0	2	1	1	2	20	17.5	
at Saint Mary's (CA)	12/29/11	*	37	6	11	.545	0	0	.000	1	2	.500	2	3	5	5.9	3	0	0	3	1	1	13	17.2	
SAN DIEGO	12/31/11	*	23	5	11	.455	0	0	.000	5	6	.833	0	3	3	5.8	2	0	0	2	0	1	15	17.1	
at Loyola Marymount	01/05/12	*	36	9	12	.750	0	1	.000	3	5	.600	1	6	7	5.8	2	0	1	4	1	1	21	17.3	
SAN FRANCISCO	01/07/12	*	30	5	9	.556	0	1	.000	4	4	1.000	0	6	6	5.8	2	0	2	2	1	0	14	17.1	
SANTA CLARA	01/14/12	*	33	8	11	.727	1	1	1.000	4	6	.667	2	3	5	5.8	3	0	1	3	0	0	21	17.3	
Totals			19	602	127	213	.596	7	19	.368	68	84	.810	28	82	110	5.8	40	0	30	27	32	16	329	17.3

CAREER STATISTICS (ALL GAMES)

Year	GP	GS	Min	Avg	FG	FGA	Pct	3FG	FGA	Pct	FT	FTA	Pct	Off	Def	TR	Avg	PF	FO	A	TO	Blk	Stl	Pts	Avg
2008-09	27	0	304	11.3	25	43	.581	0	0	.000	16	27	.593	25	38	63	2.3	43	0	7	14	15	6	66	2.4
2009-10	36	30	878	24.4	97	175	.554	1	4	.250	38	44	.864	56	128	184	5.1	78	1	42	21	46	18	233	6.5
2010-11	37	36	1100	29.7	123	247	.498	26	60	.433	48	58	.828	72	148	220	5.9	84	0	59	35	61	21	320	8.6
2011-12	19	19	602	31.7	127	213	.596	7	19	.368	68	84	.810	28	82	110	5.8	40	0	30	27	32	16	329	17.3
TOTAL	119	85	2884	24.2	372	678	.549	34	83	.410	170	213	.798	181	396	577	4.8	245	1	138	97	154	61	948	8.0

CAREER STATISTICS (CONFERENCE GAMES)

Year	GP	GS	Min	Avg	FG	FGA	Pct	3FG	FGA	Pct	FT	FTA	Pct	Off	Def	TR	Avg	PF	FO	A	TO	Blk	Stl	Pts	Avg
2008-09	15	0	162	10.8	10	19	.526	0	0	.000	7	14	.500	15	19	34	2.3	21	0	4	9	7	5	27	1.8
2009-10	16	16	391	24.4	41	82	.500	0	3	.000	21	23	.913	22	56	78	4.9	33	0	18	9	23	6	103	6.4
2010-11	16	16	513	32.1	42	94	.447	12	33	.364	22	26	.846	30	75	105	6.6	43	0	30	15	23	4	118	7.4
2011-12	5	5	159	31.8	33	54	.611	1	3	.333	17	23	.739	5	21	26	5.2	12	0	4	14	3	3	84	16.8
TOTAL	52	37	1225	23.6	126	249	.506	13	39	.333	67	86	.779	72	171	243	4.7	109	0	56	47	56	18	332	6.4



Official Basketball Box Score -- Game Totals -- Final Statistics

Santa Clara vs BYU
01/14/12 6:05 pm at Provo, Utah, Marriott Center

Santa Clara 78 • 8-9, 0-4

#	Player	Total			3-Ptr			Rebounds			PF	TP	A	TO	Blk	Stl	Min
		FG	FGA	FT	FTA	FG	FGA	FT	FTA	Off							
00	ROQUEMORE, Evan	3-9	1-4	4-5	0	1	1	2	11	3	1	0	1	32			
21	FOSTER, Kevin	6-12	4-9	6-8	0	1	1	2	22	5	2	0	1	34			
25	MARTHUR, John	2-6	0-0	0-0	1	2	3	3	4	0	2	0	0	26			
31	HARRISON, Niyi	7-9	0-0	4-8	1	2	3	3	18	0	2	0	0	20			
42	COVELS, Raymond III	5-11	4-5	0-0	0	3	3	1	14	1	2	0	0	35			
03	CLARK, Brandon	2-6	0-3	1-1	0	1	1	0	5	3	2	0	1	13			
04	PERRICONE, Kyle	0-0	0-0	0-1	0	0	0	0	0	0	0	0	0	0			
05	AKWENUKE, Jordan	0-0	0-0	0-0	0	2	2	3	0	1	0	1	0	14			
20	JOHNSON, Denzel	0-0	0-0	0-0	0	0	0	0	0	0	0	0	0	2			
24	CLARKE, Julian	0-1	0-1	0-0	0	0	0	0	0	1	0	0	0	3			
35	GARRETT, Robert	2-3	0-0	0-2	2	2	4	1	4	0	0	1	0	11			
44	ATANGA, Yannick	0-1	0-0	0-0	0	5	5	4	0	1	0	0	1	10			
Team				2		1		3									
Totals		27-58	9-25	15-25	6	20	26	19	78	15	11	2	4	200			

FG % 1st Half: 15-29 51.7% 2nd half: 12-29 41.4% Game: 27-58 46.6% Deadball Rebounds 4
 3FG % 1st Half: 6-11 54.5% 2nd half: 3-14 21.4% Game: 9-25 36.0%
 FT % 1st Half: 6-10 60.0% 2nd half: 9-15 60.0% Game: 15-25 60.0%

BYU 95 • 15-4, 4-1

#	Player	Total			3-Ptr			Rebounds			PF	TP	A	TO	Blk	Stl	Min
		FG	FGA	FT	FTA	FG	FGA	FT	FTA	Off							
00	DAVIES, Brandon	9-13	0-0	5-7	0	5	5	4	23	2	2	1	2	29			
01	ABOUO, Charles	3-6	1-2	6-6	0	1	1	4	13	3	1	0	1	21			
10	CARLINO, Matt	7-12	3-6	4-6	0	3	3	2	21	8	2	1	1	33			
13	ZYLSTRA, Brock	3-6	1-3	0-0	0	4	4	2	7	2	1	0	1	28			
34	HARTSOCK, Noah	8-11	1-1	4-6	2	3	5	5	21	1	3	0	0	33			
02	CUSICK, Craig	1-1	1-1	0-0	0	0	0	2	3	0	1	0	0	19			
12	SHARP, Josh	0-0	0-0	2-2	0	1	1	0	2	0	0	0	0	2			
20	WINDER, Anson	0-0	0-0	0-0	0	1	1	0	0	0	1	0	1	4			
21	ROGERS, Stephen	1-6	0-3	0-0	0	3	3	0	2	3	0	0	1	12			
24	HARRISON, Damarcus	0-2	0-1	0-0	0	1	1	0	0	0	0	0	0	2			
33	AUSTIN, Nate	1-1	0-0	1-2	4	3	7	2	3	2	0	0	0	16			
Team				3		6		9									
Totals		33-58	7-17	22-29	9	31	40	19	95	21	11	2	7	200			

FG % 1st Half: 15-28 53.6% 2nd half: 18-30 60.0% Game: 33-58 56.9% Deadball Rebounds 3
 3FG % 1st Half: 4-8 50.0% 2nd half: 3-9 33.3% Game: 7-17 41.2%
 FT % 1st Half: 11-14 78.6% 2nd half: 11-15 73.3% Game: 22-29 75.9%

Officials: Rick Betzell, Andy Burkhardt, Mike Peterson
 Technical fouls: Santa Clara-None. BYU-None.
 Attendance: 16116

Score by periods	1st	2nd	Total
Santa Clara	42	36	78
BYU	45	50	95

Last FG - SCU 2nd-02-12, BY 2nd-02-19.
 Largest lead - SCU by 2 1st-16-22, BY by 17 2nd-08-08.

Points	In	Off	2nd	Fast
SCU	30	14	6	9
BY	50	17	9	10
Score tied - 2 times. Lead changed - 4 times.				



2011-12 SEASON STATS
BYU Combined Team Statistics (as of Jan 14, 2012)
All games

RECORD:	OVERALL	HOME	AWAY	NEUTRAL
ALL GAMES	15-4	10-1	2-2	3-1
CONFERENCE	4-1	3-0	1-1	0-0
NON-CONFERENCE	11-3	7-1	1-1	3-1

#	Player	gp-gs	min	avg	Total		3-Point		F-Throw		Rebounds				pf	dq	a	to	blk	stl	pts	avg
					fg-fga	fg%	3fg-fga	3fg%	ft-fa	ft%	off	def	tot	avg								
34	HARTSOCK, Noah	19-19	602	31.7	127-213	.596	7-19	.368	68-84	.810	28	82	110	5.8	40	0	30	27	32	16	329	17.3
10	CARLINO, Matt	9-8	241	26.8	45-93	.484	23-49	.469	19-25	.760	3	25	28	3.1	22	1	47	24	4	16	132	14.7
00	DAVIES, Brandon	19-19	509	26.8	101-196	.515	0-1	.000	54-77	.701	44	107	151	7.9	60	2	41	46	23	25	256	13.5
01	ABOUO, Charles	19-19	495	26.1	69-157	.439	25-58	.431	50-68	.735	38	78	116	6.1	49	0	56	40	5	22	213	11.2
13	ZYLSTRA, Brock	19-19	524	27.6	60-120	.500	34-77	.442	15-22	.682	14	61	75	3.9	36	0	46	32	2	20	169	8.9
21	ROGERS, Stephen	13-2	225	17.3	40-84	.476	16-44	.364	10-15	.667	3	26	29	2.2	18	1	23	12	5	9	106	8.2
20	WINDER, Anson	18-6	305	16.9	25-67	.373	15-46	.326	16-25	.640	2	23	25	1.4	15	0	43	23	3	17	81	4.5
33	AUSTIN, Nate	19-0	233	12.3	33-54	.611	5-12	.417	11-25	.440	24	49	73	3.8	46	2	10	10	9	4	82	4.3
24	HARRISON, Damarcus	17-0	176	10.4	27-80	.338	8-35	.229	7-15	.467	4	14	18	1.1	11	0	12	16	1	9	69	4.1
02	CUSICK, Craig	19-3	289	15.2	19-40	.475	12-27	.444	9-13	.692	1	23	24	1.3	24	0	39	15	0	10	59	3.1
12	SHARP, Josh	16-0	149	9.3	9-19	.474	1-4	.250	9-15	.600	12	19	31	1.9	15	0	10	11	2	3	28	1.8
14	MARTINEAU, Nick	13-0	40	3.1	3-9	.333	2-3	.667	1-2	.500	1	5	6	0.5	1	0	6	3	0	2	9	0.7
05	COLLINSWORTH, Chri	2-0	12	6.0	0-2	.000	0-1	.000	0-0	.000	0	1	1	0.5	3	0	1	3	1	0	0	0.0
Team												32	41	73				1				
Total.....		19	3800		558-1134	.492	148-376	.394	269-386	.697	206	554	760	40.0	340	6	364	263	87	153	1533	80.7
Opponents.....		19	3773		437-1111	.393	133-421	.316	217-332	.654	187	434	621	32.7	350	-	250	290	54	114	1224	64.4

TEAM STATISTICS	BY	OPP	Date	Opponent	Score	Att.
SCORING	1533	1224	11/11/11	at Utah State	L 62-69	10270
Points per game	80.7	64.4	11/15/11	BYU-HAWAII	w 73-52	13435
Scoring margin	+16.3	-	11/18/11	LONGWOOD	w 92-60	10173
FIELD GOALS-ATT	558-1134	437-1111	11/22/11	PRAIRIE VIEW A&M	w 90-51	11760
Field goal pct	.492	.393	11/25/11	vs Nevada	w 76-55	3424
3 POINT FG-ATT	148-376	133-421	11/26/11	vs Wisconsin	L 56-73	2634
3-point FG pct	.394	.316	11/30/11	vs Northern Arizona	w 87-52	3215
3-pt FG made per game	7.8	7.0	12/03/11	vs Oregon	w 79-65	12845
FREE THROWS-ATT	269-386	217-332	12/07/11	WEBER STATE	w 94-66	11676
Free throw pct	.697	.654	12/10/11	at Utah	w 61-42	10327
F-Throws made per game	14.2	11.4	12/17/11	BAYLOR	L 83-86	22700
REBOUNDS	760	621	12/20/11	BUFFALO	w 93-78	9632
Rebounds per game	40.0	32.7	12/22/11	UC SANTA BARBARA	w 89-75	10670
Rebounding margin	+7.3	-	12/27/11	CAL STATE SAN MARCOS	w 79-51	13007
ASSISTS	364	250	* 12/29/11	at Saint Mary's (CA)	L 82-98	3500
Assists per game	19.2	13.2	* 12/31/11	SAN DIEGO	w 88-52	16369
TURNOVERS	263	290	* 01/05/12	at Loyola Marymount	w 73-65	3073
Turnovers per game	13.8	15.3	* 01/07/12	SAN FRANCISCO	w 81-56	14823
Turnover margin	+1.4	-	* 01/14/12	SANTA CLARA	w 95-78	16116
Assist/turnover ratio	1.4	0.9				
STEALS	153	114				
Steals per game	8.1	6.0				
BLOCKS	87	54				
Blocks per game	4.6	2.8				
ATTENDANCE	150361	49288				
Home games-Avg/Game	11-13669	4-6792				
Neutral site-Avg/Game	-	4-5530				

* = Conference game

Score by Periods	1st	2nd	Totals
BYU	714	819	1533
Opponents	570	654	1224



2011-12 SEASON STATS
BYU Combined Team Statistics (as of Jan 14, 2012)
Conference games

RECORD:	OVERALL	HOME	AWAY	NEUTRAL
ALL GAMES	4-1	3-0	1-1	0-0
CONFERENCE	4-1	3-0	1-1	0-0
NON-CONFERENCE	0-0	0-0	0-0	0-0

##	Player	gp-gs	min	avg	Total		3-Point		F-Throw		Rebounds				pf	dq	a	to	blk	stl	pts	avg		
					fg-fga	fg%	3fg-fga	3fg%	ft-fta	ft%	off	def	tot	avg										
00	DAVIES, Brandon	5-5	145	29.0	39-65	.600	0-0	.000	21-32	.656	11	39	50	10.0	19	0	14	16	8	9	99	19.8		
34	HARTSOCK, Noah	5-5	159	31.8	33-54	.611	1-3	.333	17-23	.739	5	21	26	5.2	12	0	4	14	3	3	84	16.8		
10	CARLINO, Matt	5-5	135	27.0	21-49	.429	11-27	.407	10-14	.714	2	14	16	3.2	12	1	28	10	2	7	63	12.6		
01	ABOUO, Charles	5-5	130	26.0	14-41	.341	4-13	.308	14-17	.824	5	13	18	3.6	13	0	17	4	0	5	46	9.2		
13	ZYLSTRA, Brock	5-5	143	28.6	15-24	.625	8-16	.500	3-5	.600	3	20	23	4.6	14	0	14	8	0	2	41	8.2		
33	AUSTIN, Nate	5-0	73	14.6	10-17	.588	1-3	.333	3-8	.375	12	15	27	5.4	11	1	5	0	2	1	24	4.8		
02	CUSICK, Craig	5-0	81	16.2	8-13	.615	7-8	.875	0-0	.000	0	7	7	1.4	7	0	7	6	0	3	23	4.6		
20	WINDER, Anson	5-0	59	11.8	4-13	.308	3-8	.375	4-4	1.000	0	5	5	1.0	6	0	8	6	0	8	15	3.0		
21	ROGERS, Stephen	3-0	27	9.0	2-10	.200	1-6	.167	2-2	1.000	1	6	7	2.3	4	0	5	1	0	1	7	2.3		
24	HARRISON, Damarcus	4-0	21	5.3	4-13	.308	1-4	.250	0-0	.000	0	4	4	1.0	1	0	1	3	0	0	9	2.3		
14	MARTINEAU, Nick	2-0	8	4.0	1-2	.500	1-1	1.000	0-0	.000	0	0	0	0.0	0	0	0	0	0	0	3	1.5		
12	SHARP, Josh	4-0	19	4.8	0-1	.000	0-0	.000	5-6	.833	2	2	4	1.0	1	0	1	1	2	1	5	1.3		
Team											12	11	23											
Total.....		5	1000		151-302	.500	38-89	.427	79-111	.712	53	157	210	42.0	100	2	104	69	17	40	419	83.8		
Opponents.....		5	973		114-300	.380	37-132	.280	84-123	.683	53	115	168	33.6	98	-	65	67	11	33	349	69.8		

TEAM STATISTICS	BY	OPP	Date	Opponent	Score	Att.
SCORING	419	349	* 12/29/11	at Saint Mary's (CA)	L 82-98	3500
Points per game	83.8	69.8	* 12/31/11	SAN DIEGO	w 88-52	16369
Scoring margin	+14.0	-	* 01/05/12	at Loyola Marymount	w 73-65	3073
FIELD GOALS-ATT	151-302	114-300	* 01/07/12	SAN FRANCISCO	w 81-56	14823
Field goal pct	.500	.380	* 01/14/12	SANTA CLARA	w 95-78	16116
3 POINT FG-ATT	38-89	37-132	* = Conference game			
3-point FG pct	.427	.280				
3-pt FG made per game	7.6	7.4				
FREE THROWS-ATT	79-111	84-123				
Free throw pct	.712	.683				
F-Throws made per game	15.8	16.8				
REBOUNDS	210	168				
Rebounds per game	42.0	33.6				
Rebounding margin	+8.4	-				
ASSISTS	104	65				
Assists per game	20.8	13.0				
TURNOVERS	69	67				
Turnovers per game	13.8	13.4				
Turnover margin	-0.4	-				
Assist/turnover ratio	1.5	1.0				
STEALS	40	33				
Steals per game	8.0	6.6				
BLOCKS	17	11				
Blocks per game	3.4	2.2				
ATTENDANCE	47308	6573				
Home games-Avg/Game	3-15769	2-3286				
Neutral site-Avg/Game	-	0-0				

Score by Periods	1st	2nd	Totals
BYU	198	221	419
Opponents	173	176	349

