

BYU BASKETBALL

Kyle Chilton, BYU Athletic Communications | O: (801) 422-4909 | C: (801) 372-2080 | kyle_chilton@byu.edu | 30 Smith Fieldhouse • Provo, UT • 84602

BYU 2014-15 SCHEDULE

| O29 | Wed | Cougar Tipoff | BYUtv | |
|-----|-----|--------------------------------|----------------------|-----------|
| N1 | Sat | Colorado School of Mines (Exh) | BYUtv | W, 82-64 |
| N8 | Sat | Seattle Pacific (Exh) | BYUtv | W, 75-44 |
| N14 | Fri | Long Beach State | BYUtv | W, 95-90 |
| N18 | Tue | Arkansas-Little Rock* | BYUtv | W, 91-62 |
| N19 | Wed | Southern Virginia | BYUtv | W, 101-48 |
| N24 | Mon | vs. No. 15 San Diego State* | ESPN2 L, 87-92 (20T) | |
| N25 | Tue | vs. Chaminade* | ESPN2 W, 121-85 | |
| N26 | Wed | vs. Purdue* | ESPN2 L, 85-87 (OT) | |
| N29 | Sat | Eastern Kentucky | BYUtv | W, 90-76 |
| D2 | Tue | at Utah State | CBS SN | W, 91-81 |
| D6 | Sat | vs. Hawai'i# | BYUtv | W, 90-70 |
| D10 | Wed | No. 13 Utah | ESPNU L, 61-65 | |
| D13 | Sat | at Weber State | KJZZ | W, 76-60 |
| D20 | Sat | Stanford | ESPNU W, 79-77 | |
| D23 | Tue | UMass | BYUtv W, 77-71 (OT) | |
| D27 | Sat | No. 8 Gonzaga | ESPN2 L, 80-87 | |
| D29 | Mon | Portland | BYUtv | W, 97-88 |
| J1 | Thu | at Santa Clara | BYUtv | W, 81-46 |
| J3 | Sat | at San Francisco | ROOT/CSN BA W, 99-68 | |
| J8 | Thu | Pepperdine | ESPNU L, 61-67 | |
| J10 | Sat | Loyola Marymount | BYUtv | W, 85-72 |
| J15 | Thu | at Pacific | ESPNU W, 93-80 | |
| J17 | Sat | at Saint Mary's | ESPN2 L, 77-82 | |
| J24 | Sat | at San Diego | TWC/Root L, 74-77 | |
| J29 | Thu | San Francisco | ESPNU W, 78-74 | |
| J31 | Sat | Santa Clara | BYUtv | W, 78-57 |
| F5 | Thu | at Pepperdine | TWC/Root | 8 p.m. |
| F7 | Sat | at Loyola Marymount | TWC/Root/CSN CA | 1 p.m. |
| F12 | Thu | Saint Mary's | ESPN or ESPN2 | 7 p.m. |
| F14 | Sat | Pacific | BYUtv | 7 p.m. |
| F19 | Thu | San Diego | ESPNU | 8 p.m. |
| F26 | Thu | at Portland | Root | 7 p.m. |
| F28 | Sat | at Gonzaga | ESPN or ESPN 2 | TBA |

^ Exhibition
 * EA SPORTS Maui Invitational
 # at EnergySolutions Arena
 All times local to site

SOCIAL MEDIA

Website: www.BYUcougars.com
 Facebook: /BYUbasketball /BYUcougars
 Twitter: @BYUbasketball | @BYUcougars
 Instagram: BYUcougars
 Vine: BYUcougars
 Hashtag: #BYUhoops

Follow @BYUgamenotes on Twitter for in-game Cougar achievements, milestones and notes.



Pepperdine (14-8, 7-4 WCC)
WAVES

Head Coach Marty Wilson
 Alma Mater Pepperdine, 1989
 Division I Career Record 51-61 (4th)
 Record at Pepperdine Same

GAME INFORMATION

TV TWC/Root
 TV Talent Steve Quis (play-by-play)
 Dan Dickau (analyst)
 Kelli Tennant (courtside)
 Live Video TheW.tv
 Radio Cougar IMG Sports Network
 KSL 102.7 FM / 1160 AM
 Radio Talent Greg Wrubell (play-by-play)
 Mark Durrant (analyst)
 Live Stats BYUcougars.com

SERIES INFORMATION

Series Record BYU leads 9-6
 Last Meeting Pepperdine won 67-61, 1/8/15
 H/A/N 6-2/3-2/0-2




BYU (17-7, 7-4 WCC)
COUGARS

Head Coach Dave Rose
 Alma Mater Houston, 1983
 Division I Career Record 249-85 (10th)
 Record at BYU Same

BYU STORYLINES

- BYU is 17-7 in Dave Rose's 10th season. Rose is BYU's all-time leader in winning percentage at 74.6 percent and second in career wins at 249. He has led the Cougars to nine-straight 20-win seasons and nine-straight postseason appearances (7 NCAA tournament appearances and 2 NITs).
- Tyler Haws, the 2013-14 West Coast Conference Player of the Year, has been named preseason All-WCC, to the Wooden Award Midseason Top 25, the Naismith Trophy preseason Top 50 and a candidate for the Senior CLASS Award. He is currently first in the WCC and second nationally in scoring at 22.6 ppg.
- Kyle Collinsworth has tied the NCAA record for triple-doubles in a season with four (against Hawai'i, Gonzaga, at San Francisco and at Pacific). He also has eight double-doubles on the year.

BYU'S PROJECTED STARTING LINEUP



#5 | Kyle Collinsworth
 Guard
 6-6 | 210 | Jr.
 Provo, Utah
 Provo HS

| GP/GS | MPG | Pts | Reb | Ast | Stl | FG% | 3PT% | FT% |
|-------|------|------|-----|-----|-----|------|------|------|
| 22/22 | 30.0 | 12.5 | 8.2 | 5.7 | 2.1 | .469 | .278 | .733 |

Last Game: Did not play vs. Santa Clara due to a sore tailbone
Notes: Preseason All-WCC ... named WCC Player of the Week on Dec. 8 ... has eight double-doubles, four triple-doubles on the season ... top 60 in the nation in rebounds, assists and steals



#1 | Chase Fischer
 Guard
 6-3 | 195 | Jr.
 Ripley, West Virginia
 Wake Forest

| GP/GS | MPG | Pts | Reb | Ast | Stl | FG% | 3PT% | FT% |
|-------|------|------|-----|-----|-----|------|------|------|
| 24/23 | 27.5 | 13.7 | 2.1 | 2.4 | 0.8 | .440 | .421 | .800 |

Last Game: Hit 5 of 9 from three for 18 points against Santa Clara
Notes: Has scored in double figures 16 times this season ... made a BYU record 10 3s against Chaminade ... leads the team with 75 made threes, 7th all-time at BYU in a single season



#3 | Tyler Haws
 Guard
 6-5 | 195 | Sr.
 Alpine, Utah
 Lone Peak HS

| GP/GS | MPG | Pts | Reb | Ast | Stl | FG% | 3PT% | FT% |
|-------|------|------|-----|-----|-----|------|------|------|
| 24/24 | 32.1 | 22.6 | 4.4 | 2.5 | 1.0 | .479 | .373 | .890 |

Last Game: Scored 21 points and added 4 assists, 3 rebounds and 1 steal vs. Santa Clara
Notes: First in the WCC, second in the nation in scoring ... has 3 30-point games this season ... has scored 20-plus points 17 times ... second all-time in scoring at BYU ... has scored 20-plus points in 8-straight games



#20 | Anson Winder
 Guard
 6-3 | 190 | Sr.
 Las Vegas, Nevada
 Bishop Gorman HS

| GP/GS | MPG | Pts | Reb | Ast | Stl | FG% | 3PT% | FT% |
|-------|------|------|-----|-----|-----|------|------|------|
| 22/8 | 27.6 | 14.2 | 4.0 | 2.0 | 1.4 | .498 | .386 | .703 |

Last Game: Totaled 13 points, 4 rebounds, 2 steals, 1 block and 1 assist against Santa Clara
Notes: Has scored in double figures 15 times and reached 20 points twice ... second on the team in scoring and steals



#44 | Corbin Kaufusi
 Center
 6-10 | 245 | Fr.
 Provo, Utah
 Timpview HS

| GP/GS | MPG | Pts | Reb | Stl | Blk | FG% | 3PT% | FT% |
|-------|------|-----|-----|-----|-----|------|------|------|
| 23/2 | 14.2 | 3.0 | 3.3 | 0.3 | 0.7 | .538 | .000 | .560 |


Last Game: Posted 2 rebounds and 1 block against Santa Clara
Notes: Leads BYU in blocked shots ... has started the last two games for the Cougars ... originally came to BYU to play football

OFF THE BYU BENCH

| No. | Name | Pos. | Ht. | Wt. | Yr. | Pts. | Reb. | Hometown (Previous School) | Notes |
|-----|------------------|------|------|-----|-----|------|------|--|---|
| 2 | Jordan Ellis | G | 6-1 | 180 | Jr. | 0.2 | 0.3 | Medford, Ore. (Portland State) | Played 4 minutes against Santa Clara |
| 10 | Ryan Andrus | F | 6-11 | 215 | Fr. | 1.7 | 1.4 | American Fork, Utah (American Fork HS) | Tied a season high w/5 points, set a season high w/8 rebounds vs. Santa Clara |
| 12 | Josh Sharp | F | 6-7 | 190 | Sr. | 1.3 | 1.2 | Highland, Utah (Utah) | Scored 3 points in 3 minutes against Santa Clara |
| 15 | Jake Toolson | G | 6-5 | 215 | Fr. | 3.1 | 1.8 | Gilbert, Ariz. (Highland HS) | Finished with 2 points and 1 rebound against Santa Clara |
| 23 | Skyler Halford | G | 6-1 | 175 | Sr. | 6.8 | 1.8 | Orem, Utah (SLCC) | Had 13 points and tied a career-high against Santa Clara |
| 24 | Frank Bartley IV | G | 6-3 | 200 | So. | 1.9 | 1.5 | Baton Rouge, La. (Future College Prep) | Had 3 points, 3 rebounds, 1 block and 1 steal against Santa Clara |
| 30 | Dalton Nixon | F | 6-7 | 215 | Fr. | 2.5 | 2.1 | Orem, Utah (Orem HS) | Posted 3 rebounds and 2 blocks in his first career start against Santa Clara |
| 33 | Nate Austin | F | 6-11 | 230 | Sr. | 3.0 | 5.6 | Alpine, Utah (Lone Peak HS) | Out with a torn right hamstring since Dec. 10 |
| 35 | Isaac Neilson | C | 6-11 | 225 | Fr. | 3.7 | 2.8 | Mission Viejo, Calif. (Mission Viejo HS) | Posted a career-high 9 rebounds and 1 steal against Santa Clara |
| 41 | Luke Worthington | F | 6-10 | 235 | So. | 2.3 | 1.9 | Mequon, Wis. (Homestead HS) | Played 1 minute against Santa Clara |

CAREER HIGHLIGHTS

- 249-85 overall record (second all-time at BYU in wins) for a BYU record .746 winning percentage
- Currently 11th among active coaches in the NCAA in career winning percentage (as of Feb. 1, 2015)
- Reached 200 career victories in his 259th game as a head coach, 15th fastest in NCAA history
- With 232 victories through nine seasons is fifth all-time for best career starts by wins in NCAA history
- With 209 victories through first eight seasons is fourth all-time for best career starts by wins in NCAA history
- With 185 victories through first seven seasons is fourth all-time for best career starts by wins in NCAA history
- With 159 victories through first six seasons is tied for third all-time for best career starts by wins in NCAA history
- With 127 victories through five seasons is sixth all-time for best career starts by wins in NCAA history
- Streak of nine-consecutive 20-win seasons is tied for 20th all-time in NCAA history and tied for the 10th longest current streak
- Four Mountain West Conference regular season titles, a BYU and MWC record
- Three-time MWC Coach of the Year (2006, 2007, 2011)
- Two-time USBWA District VIII Coach of the Year (2006, 2011)
- Naismith Coach of the Year Finalist in 2011
- Honorable Mention for National Coach of the Year by Scout.com (2006)
- Seven trips to the NCAA tournament (a BYU record), including six-consecutive trips from 2007 to 2012 (a BYU record)
- Six-consecutive 25-win seasons (2006-11), and nine-consecutive 20-win seasons, both BYU records
- Holds top two spots for wins in a season in BYU history with 32 in 2010-11 and 30 in 2009-10
- Only BYU coach to win at least 20 games in each of his first nine seasons
- Took BYU to the Sweet 16 in 2011 for the first time since 1981
- Coached Jimmer Fredette, the 2011 Consensus National Player of the Year
- Inducted into the Dixie State Athletics Hall of Fame on Sept. 14, 2013



COACHING EXPERIENCE

- BYU Head Coach (2005-present)
- BYU Associate Head Coach (2000-2005)
- BYU Assistant Coach (1997-2000)
- Dixie State Head Coach (1990-1997)
- Dixie State Assistant Coach (1987-1990)
- Assistant coach at Pine View High School (1986-87)
- Head coach at Millard High School (1983-86)

SERVICE

- A member of the National Coaches vs. Cancer Council
- Assisting with the Hope Lodge, a facility to be constructed in Salt Lake City to house families of cancer patients
- NABC Game Pillar Award for Service in 2008
- 63rd recipient of the Dale Rex Memorial Award
- Honorary Chair of the Children with Cancer Christmas Foundation
- Was the first coach in the state of Utah to participate in the American Cancer Society's nationwide Coaches vs. Cancer campaign
- Lobbied before Congress for more funding for cancer research in September 2010

EDUCATION

- Houston (1983, B.A.)

PLAYING CAREER

- Played baseball and basketball at Dixie State College
- Played for Houston from 1980-83 (played in 1980-81 and 82-83, redshirted in 1981-82)
- Co-Captain on the famous "Phi-Slamma Jamma" team that featured Hakeem (then Akeem) Olajuwon and Clyde Drexler
- Helped Houston achieve a No. 1 ranking and reach the national championship game in 1983

MISSION

- Manchester England (1977-79)

PERSONAL/FAMILY

- Wife: Cheryl
- Children: Daughter Chanell and husband Brock Reichner, son Garrett and wife Brooke, daughter Taylor
- Dave and Cheryl Rose have seven grandchildren

ROSE'S BYU COACHING LEDGER

| Season | Overall | Pct. | Home | Pct. | Away | Pct. | Neutral | Pct. | Conf. | Pct. | Tourney | NCAA/NIT |
|--------|---------|------|--------|-------|-------|------|---------|------|--------|------|---------|----------|
| 05-06 | 20-9 | .690 | 14-1 | .933 | 5-7 | .417 | 1-2 | .500 | 12-4 | .750 | 0-1 | 0-1 NIT |
| 06-07 | 25-9 | .735 | 17-0 | 1.000 | 6-7 | .462 | 2-2 | .500 | 13-3 | .813 | 2-1 | 0-1 NCAA |
| 07-08 | 27-8 | .771 | 16-0 | 1.000 | 9-3 | .615 | 3-3 | .500 | 14-2 | .875 | 2-1 | 0-1 NCAA |
| 08-09 | 25-8 | .758 | 14-2 | .875 | 8-5 | .750 | 2-3 | .400 | 12-4 | .750 | 1-1 | 0-1 NCAA |
| 09-10 | 30-6 | .833 | 15-1 | .938 | 10-4 | .714 | 5-1 | .833 | 13-3 | .813 | 1-1 | 1-1 NCAA |
| 10-11 | 32-5 | .865 | 13-1 | .929 | 10-1 | .909 | 9-3 | .750 | 14-2 | .875 | 2-1 | 2-1 NCAA |
| 11-12 | 26-9 | .743 | 13-3 | .813 | 8-3 | .727 | 5-3 | .625 | 12-4 | .750 | 1-1 | 1-1 NCAA |
| 12-13 | 24-12 | .667 | 15-3 | .833 | 7-5 | .583 | 2-4 | .333 | 10-6 | .625 | 0-1 | 3-1 NIT |
| 13-14 | 23-12 | .657 | 14-1 | .933 | 5-8 | .385 | 4-3 | .571 | 13-5 | .722 | 2-1 | 0-1 NCAA |
| 14-15 | 17-7 | .708 | 10-3 | .769 | 5-2 | .714 | 2-2 | .500 | 7-4 | .636 | 0-0 | 0-0 |
| Totals | 249-85 | .746 | 141-15 | .904 | 73-45 | .619 | 35-25 | .583 | 120-37 | .764 | 11-9 | 7-9 |

TOP CAREER START BASED ON CURRENT NUMBER OF YEARS (THROUGH 2013-14)

| Coch, School | Yrs. | W | L | Pct. |
|-----------------------------------|----------|------------|-----------|-------------|
| Brad Underwood, Stephen F. Austin | 1 | 32 | 3 | .914 |
| Kevin Ollie, UConn | 2 | 52 | 18 | .743 |
| Steve Prohm, Murray State | 3 | 75 | 23 | .765 |
| Fred Hoiberg, Iowa State | 4 | 90 | 47 | .657 |
| Andy Toole, Robert Morris | 4 | 90 | 50 | .643 |
| Shaka Smart, VCU | 5 | 137 | 46 | .749 |
| John Groce, Illinois | 6 | 128 | 84 | .604 |
| Buzz Williams, Virginia Tech | 7 | 153 | 86 | .640 |
| Tim Cluess, Iona | 8 | 190 | 68 | .736 |
| Dave Rose, BYU | 9 | 232 | 78 | .748 |
| Sean Miller, Arizona | 10 | 249 | 95 | .724 |
| Jamie Dixon, Pittsburgh | 11 | 288 | 96 | .750 |
| Mike Anderson, Arkansas | 12 | 259 | 137 | .654 |
| Randy Bennett, Saint Mary's | 13 | 286 | 137 | .676 |
| Thad Matta, Ohio State | 14 | 377 | 114 | .768 |
| Mark Few, Gonzaga | 15 | 403 | 100 | .801 |

BEST CAREER STARTS BY WINS, 9 SEASONS

| Coch, School | Date | W | L | Pct. |
|---------------------------------|----------------|------------|-----------|-------------|
| Roy Williams, Kansas | 1989-97 | 247 | 58 | .810 |
| Everett Case, NC State | 1947-55 | 241 | 56 | .811 |
| Jamie Dixon, Pittsburgh | 2004-12 | 238 | 77 | .756 |
| Mark Few, Gonzaga | 2000-08 | 236 | 60 | .797 |
| Dave Rose, BYU | 2006-14 | 232 | 78 | .748 |
| Thad Matta, Butler, Xavier, OSU | 2001-09 | 229 | 77 | .748 |
| Denny Crum, Louisville | 1972-80 | 219 | 55 | .799 |
| Jerry Tarkanian, LBSU, UNLV | 1969-76 | 218 | 33 | .869 |
| Sean Miller, Xavier, Arizona | 2005-13 | 216 | 90 | .706 |
| Bruce Weber, S. Ill., Illinois | 1999-07 | 215 | 82 | .724 |

ROSE'S MILESTONE VICTORIES

| Win | Date | Opponent | Score | Record |
|-----|----------|----------------------|--------|---------------|
| 25 | 12/06/06 | San Jose State | 81-69 | 25-11 (.694) |
| 50 | 11/23/07 | vs. No. 6 Louisville | 78-76 | 50-18 (.735) |
| 75 | 11/20/08 | North Florida | 74-41 | 75-26 (.743) |
| 100 | 11/20/09 | at Hawaii | 83-65 | 100-34 (.746) |
| 125 | 03/06/10 | at TCU | 107-77 | 125-38 (.767) |
| 150 | 02/09/11 | at Air Force | 90-52 | 150-42 (.781) |
| 175 | 01/16/12 | at San Diego | 82-63 | 175-49 (.781) |
| 200 | 01/19/13 | San Diego | 74-57 | 200-59 (.772) |
| 225 | 02/06/14 | Santa Clara | 89-76 | 225-75 (.750) |

BYU VS. PEPPERDINE

Overall Series Record: BYU leads 9-6
 BYU Record in Provo: 5-2
 BYU Record at Pepperdine: 3-2
 BYU Record at Neutral Sites: 0-2
 BYU Record Under Dave Rose: 7-2

Last 10 games vs. Pepperdine

| | | | |
|----------|---------------|-------|---|
| 1-2-03 | Pepperdine | 84-68 | W |
| 12-15-07 | Pepperdine | 86-67 | W |
| 11-18-08 | at Pepperdine | 82-53 | W |
| 1-21-12 | at Pepperdine | 77-64 | W |
| 2-11-12 | Pepperdine | 86-48 | W |
| 1-10-13 | Pepperdine | 76-51 | W |
| 1-31-13 | at Pepperdine | 63-61 | W |
| 12-30-13 | at Pepperdine | 74-80 | L |
| 1-9-14 | Pepperdine | 84-72 | W |
| 1-8-15 | Pepperdine | 61-67 | L |

Pepperdine's projected starting lineup

| No. | Name | Ht. | Pos. | Ppg | Rpg |
|-----|--------------|-----|------|------|-----|
| 5 | Stacy Davis | 6-6 | F | 15.7 | 7.8 |
| 45 | Jett Raines | 6-7 | F | 11.4 | 5.4 |
| 0 | Amadi Udenyi | 6-0 | G | 5.8 | 2.1 |
| 20 | A.J. Lapray | 6-5 | G | 2.4 | 1.3 |
| 21 | Shawn Olden | 6-3 | G | 9.7 | 2.5 |

Pepperdine's last game

W, 67-62 at Saint Mary's, 1/31/15

| BYU | CATEGORY | PEPPERDINE |
|-----------|-------------|------------|
| 17-7, 7-4 | W-L | 11-11, 5-5 |
| 7-3 | Last 10 | 6-4 |
| 3-2 | Last 5 | 3-2 |
| 85.3 | PPG | 66.0 |
| 73.4 | Opp PPG | 61.5 |
| +11.9 | Margin | +4.5 |
| .467 | FG% | .431 |
| .431 | FG% Def | .408 |
| .384 | 3FG% | .326 |
| 9.0 | 3FG/Game | 4.9 |
| .321 | Opp 3FG% | .267 |
| .771 | FT% | .761 |
| 38.8 | RPG | 34.1 |
| 34.6 | Opp RPG | 33.8 |
| +4.3 | Margin | +0.3 |
| 17.6 | Assist/Game | 14.1 |
| 12.3 | TO/Game | 12.0 |
| 14.0 | Opp TO/Game | 11.8 |
| +1.8 | Margin | -0.2 |
| 7.8 | Steals/Game | 5.6 |
| 2.6 | Blocks/Game | 3.3 |

BY THE NUMBERS

- 1** Kyle Collinworth is the only player in the country in the top 100 in rebounds (56th), assists (19th) and steals (32nd).
- 1** Tyler Haws is the only player in BYU history to surpass 1,700, 1,800 or 1,900 career points during his junior season. The previous record holder for points through a junior season by a Cougar was Danny Ainge, who scored 1,685 in his first three years at BYU. Haws and Ainge are the only Cougars to reach 1,000 career points as sophomores.
- 4** The number of triple-doubles by Kyle Collinworth this season, the most by a single player in BYU history and tied for the most in a season in NCAA history. Collinworth's triple-doubles have come against Hawai'i, Gonzaga, at San Francisco and at Pacific.
- 4** The number of conference players of the year for BYU since Dave Rose became head coach in 2005. Keena Young (2007), Lee Cummard (2008) and Jimmer Fredette (2011) all earned Mountain West Conference Player of the Year honors. Tyler Haws became BYU's first West Coast Conference Player of the Year in 2014.
- 6** The number of career records held by Tyler Haws. He owns the BYU career marks in free throws made, free throw percentage, games started and most 20-point games. He also holds West Coast Conference record for free throws made as well as free throws made in conference games only.
- 8** The number of triple-doubles recorded in BYU history, with the last four belonging to Kyle Collinworth. The last Cougar before Collinworth to record a triple-double was Michael Smith on Feb. 13, 1988. Fred Roberts, Danny Ainge and Kresimir Cosic also recorded triple-doubles.
- 8** The number of times a player in the West Coast Conference has scored 35 points or more in a single game since BYU joined the league in 2011. Six of the eight instances have been achieved by Tyler Haws: 42 vs. Virginia Tech on 12/29/12, 37 vs. Washington on 3/19/13, 35 vs. Pepperdine on 1/9/14, 48 at Portland on 1/23/14, 38 vs. Pacific on 1/30/14 and 35 at Utah State on 12/2/14. The other two players to reach 35 are Stephen Holt of Saint Mary's (35 on 2/22/14) and Jared Brownridge of Santa Clara (38 on 3/1/14).
- 9** The number of career games for Tyler Haws shooting 100 percent from the free throw line with a minimum of 10 attempts, a BYU record. He hit 10 of 10 at Wyoming on Feb. 20, 2010, 12 of 12 vs. Cal State Northridge on Nov. 24, 2012, 10 of 10 vs. Utah on Dec. 8, 2012, 10 of 10 at Weber State on Dec. 15, 2012, 14 of 14 at Loyola Marymount on March 2, 2013, 11 of 11 vs. Wichita State on Nov. 26, 2013, 14 of 14 vs. San Francisco on March 10, 2014, 11 of 11 vs. Gonzaga on March 11, 2014 and 10 of 10 vs. Hawaii on Dec. 6, 2014.
- 9** The number of consecutive seasons BYU has won at least 20 games and reached the postseason. Both streaks are program records.
- 17** The number of 3s BYU hit vs. Chaminade at the Maui Invitational on Nov. 25, a program record. The previous record was 15.
- 60** The number of consecutive games Tyler Haws scored in double figures dating back to his sophomore season, a career-best streak and the 3rd-best streak in BYU history. The streak ended on Dec. 23, 2014, against UMass.
- 88.8** Tyler Haws' career free-throw percentage, first all-time in BYU history. He has hit 672 of 757 from the line in his career.
- 249** Dave Rose (2005 to present) is second all-time in BYU basketball history with 249 career victories, behind only the great Stan Watts, who coached the Cougars to 371 wins from 1949 to 1972 and was inducted into the Naismith Memorial Basketball Hall of Fame in 1986. Rose and Watts are the only BYU coaches to coach at least 300 career games.
- 2,486** The number of points Tyler Haws has scored in his career, good for second all-time and 113 from tying Jimmer Fredette for first. He is one of five Cougars all-time to reach 2,000 career points.

LAST TIME OUT – COUGARS SURGE PAST BRONCOS IN SECOND HALF, HAWS CLIMBS TO SECOND

PROVO, Utah – Senior Tyler Haws climbed to second on BYU's scoring list while leading BYU men's basketball over Santa Clara 78-57 at home Saturday night in the Marriott Center.

"I think our guys went in with a little uncertainty with our lineup and played hard," BYU basketball coach Dave Rose. "I'm really happy for the guys. I hope it's kind of a turning point for us. We had two of our bigs, one with nine rebounds, one with 8 rebounds in limited minutes. That was a big key for us tonight, to be really aggressive."

Haws scored a game-high 21 points to go along with four assists and three rebounds. Skyler Halford added 13 points, seven assists and five rebounds, while Chase Fischer finished with 18 points, going 5 of 9 from deep.

Anson Winder chipped in 13 points, four rebounds and two steals and Ryan Andrus added five points and a career-best eight rebounds. Isaac Neilson pulled down a game-high and career-high nine rebounds off the bench.

Haws made the first two BYU (17-7, 7-4 WCC) buckets of the game with his second putting him passed Danny Ainge for second place on BYU's all-time scoring list. Santa Clara (11-12, 5-6 WCC) got out to a 12-6 lead, but was answered by a big 19-3 BYU run over seven minutes that included five triples as the Cougars surged ahead 25-15 with 8:18 left in the half.

Eight of BYU's last 10 points of the half came from the free throw line with the lone field goal come on a Winder drive to the rim at the 4:20 mark. The Cougars entered halftime up 35-29 with Haws leading all players with 12 points. Fischer followed with nine points on 3 of 4 shooting from downtown with Andrus adding five points and four rebounds.

The Broncos made the first bucket of the second half to cut their deficit to four at 35-31. After Haws' jumper, the next eight field goals by BYU were from beyond the arc as the lead ballooned to 23 at 61-38 with 11:22 remaining in the game. Six of the triples came during an 18-0 run as Winder, Halford, Frank Bartley IV and Fischer all connected from deep.

With 6:50 remaining in the game, Haws' floater gave BYU its largest lead of the game of 27 points, 71-44. Maintaining its lead, BYU took the game 78-57, while holding SCU to a 34.4 shooting percentage and outrebounding the Broncos 45-37.

The Cougars hit the road to take on Pepperdine on Thursday at 8 p.m. MST. The game will be televised live on TWC and broadcast on the Cougar IMG Sports Network on KSL Newsradio 102.7 FM/1160 AM.

QUICK FACTS

University Information

Location: Provo, Utah 84602
 Elevation: 4,553 feet
 Enrollment: 33,336 (Daytime)
 Founded: October 15, 1875
 Owned: The Church of Jesus Christ of Latter-day Saints
 Nickname: Cougars
 Mascot: Cosmo
 Colors: Blue and White
 Arena (capacity): Marriott Center (20,900)
 Conference: West Coast Conference
 President: Kevin J Worthen (BYU, 1979)
 Athletic Director: Tom Holmoe (BYU, 1983)
 Athletic Website: BYUcougars.com
 Tickets: (801) 422-BYU1 or (800) 322-BYU1

2014-15 Preview

Lettermen Returning/Lost: 8/4
 Newcomers: 6
 Starters Returning/Lost: 4/1
 Returning Scoring: 70.3% (2,061 of 2,931 pts)
 Returning Rebounding: 67.9% (972 of 1,432 reb)
 Returning Assists: 66.4% (361 of 544 ast)
 Returning Blocks: 71.8% (74 of 103)
 Returning Minutes: 74.6% (5,317 of 7,125)

2013-14 Review

Overall Record: 23-12
 Conference Record/Finish: 13-5 (2nd)
 2014 Postseason: (0-1 in the NCAA tournament)
 2nd Round: Oregon – L, 68-87
 2014 Final National Ranking: NR/NR

BYU Coaching Staff

Head Coach: Dave Rose
 Alma Mater (year): Houston (1983)
 Record at School (years): 249-85 (10th year)
 Career Division I Record (years): same
 Basketball Office Fax: (801) 422-5965
 Assistant Coaches (Alma Mater, year)
 Terry Nashif (BYU, 2005)
 Tim LaComb (Utah, 2006)
 Mark Pope (Kentucky, 1996)
 Dir. of Basketball Operations: Cody Fueger (Utah, 2006)

BYU History

First Year of Basketball: 1903
 All-Time Record: 1730-1045 (.623)
 Winning Seasons: 87 (last 2014)
 Regular Season Conf. Championships: 29 (last 2011)
 Postseason Appearances (record): 39 (30-40)
 Total NCAA Appearances (record): 28 (15-31)
 Last NCAA Appearance: 2014
 Second Round: L vs. No. 7 seed Oregon, 68-87
 Total NIT Appearances (Record): 11 (15-9)
 Last NIT Appearance: 2013
 Result: Advanced to the semifinals

2014-15 BYU STARTING LINEUPS

| Opponent | (1) | (2) | (3) | (4) | (5) |
|----------------------|--------------|---------|------|---------|-------------|
| Long Beach State | Collinsworth | Fischer | Haws | Austin | Worthington |
| Arkansas-Little Rock | Collinsworth | Fischer | Haws | Austin | Worthington |
| Southern Virginia | Halford | Fischer | Haws | Austin | Worthington |
| vs. San Diego State | Collinsworth | Fischer | Haws | Austin | Worthington |
| vs. Chaminade | Collinsworth | Fischer | Haws | Austin | Worthington |
| vs. Purdue | Collinsworth | Fischer | Haws | Austin | Worthington |
| Eastern Kentucky | Collinsworth | Fischer | Haws | Austin | Neilson |
| at Utah State | Collinsworth | Fischer | Haws | Austin | Worthington |
| vs. Hawai'i | Collinsworth | Fischer | Haws | Austin | Worthington |
| Utah | Collinsworth | Fischer | Haws | Austin | Worthington |
| at Weber State | Collinsworth | Fischer | Haws | Neilson | Worthington |
| Stanford | Collinsworth | Fischer | Haws | Neilson | Worthington |
| UMass | Collinsworth | Fischer | Haws | Neilson | Worthington |
| Gonzaga | Collinsworth | Fischer | Haws | Neilson | Worthington |
| Portland | Collinsworth | Fischer | Haws | Winder | Worthington |
| at Santa Clara | Collinsworth | Fischer | Haws | Winder | Worthington |
| at San Francisco | Collinsworth | Fischer | Haws | Winder | Worthington |
| Pepperdine | Collinsworth | Fischer | Haws | Winder | Worthington |
| Loyola Marymount | Collinsworth | Fischer | Haws | Winder | Worthington |
| at Pacific | Collinsworth | Fischer | Haws | Halford | Worthington |
| at Saint Mary's | Collinsworth | Fischer | Haws | Halford | Worthington |
| at San Diego | Collinsworth | Fischer | Haws | Winder | Worthington |
| San Francisco | Collinsworth | Fischer | Haws | Winder | Kaufusi |
| Santa Clara | Halford | Winder | Haws | Nixon | Kaufusi |
| at Pepperdine | | | | | |
| at Loyola Marymount | | | | | |
| Saint Mary's | | | | | |
| Pacific | | | | | |
| San Diego | | | | | |
| at Portland | | | | | |
| at Gonzaga | | | | | |
| Won-Loss Records | (1) | (2) | (3) | (4) | (5) |
| 5-3 | Collinsworth | Fischer | Haws | Austin | Worthington |
| 1-0 | Halford | Fischer | Haws | Austin | Worthington |
| 1-0 | Collinsworth | Fischer | Haws | Austin | Neilson |
| 3-1 | Collinsworth | Fischer | Haws | Neilson | Worthington |
| 4-2 | Collinsworth | Fischer | Haws | Winder | Worthington |
| 1-1 | Collinsworth | Fischer | Haws | Halford | Worthington |
| 1-0 | Collinsworth | Fischer | Haws | Winder | Kaufusi |
| 1-0 | Halford | Winder | Haws | Nixon | Kaufusi |

GAMES PLAYED (RECORD)

| | 2014-15 | Career |
|-------------------|-----------|-------------|
| Tyler Haws | 24 (17-7) | 128 (92-36) |
| Nate Austin | 10 (7-3) | 116 (80-36) |
| Anson Winder | 22 (16-6) | 122 (86-36) |
| Josh Sharp | 13 (12-1) | 105 (74-31) |
| Kyle Collinsworth | 22 (15-7) | 92 (69-23) |
| Skyler Halford | 23 (17-6) | 58 (40-18) |
| Frank Bartley IV | 22 (15-7) | 56 (38-18) |
| Luke Worthington | 24 (17-7) | 55 (38-17) |
| Ryan Andrus | 10 (9-1) | same |
| Jordan Ellis | 9 (9-0) | same |
| Chase Fischer | 24 (17-7) | same |
| Corbin Kaufusi | 23 (16-7) | same |
| Isaac Neilson | 24 (17-7) | same |
| Dalton Nixon | 21 (16-5) | same |
| Jake Toolson | 19 (15-4) | same |

GAMES STARTED (RECORD)

| | 2014-15 | Career |
|-------------------|-----------|-------------|
| Tyler Haws | 24 (17-7) | 126 (90-36) |
| Kyle Collinsworth | 22 (15-7) | 83 (61-22) |
| Anson Winder | 8 (6-2) | 33 (26-7) |
| Nate Austin | 10 (7-3) | 53 (35-18) |
| Josh Sharp | 0 (0-0) | 25 (18-7) |
| Skyler Halford | 4 (3-1) | 17 (13-4) |
| Luke Worthington | 21 (14-7) | 24 (17-7) |
| Chase Fischer | 23 (16-7) | same |
| Isaac Neilson | 5 (4-1) | same |
| Corbin Kaufusi | 2 (2-0) | same |
| Dalton Nixon | 1 (1-0) | same |

STREAKS

| Streak | 2014-15 | Overall |
|--------------------------------------|----------|----------|
| Current won/loss streak | 2 wins | same |
| At home | 3 wins | same |
| On the road | 2 losses | same |
| On a neutral floor | 1 win | same |
| At home vs. Nonconference | 2 wins | same |
| At home vs. WCC | 3 wins | same |
| On the road vs. Nonconference | 2 wins | same |
| On the road vs. WCC | 2 losses | same |
| On a neutral floor vs. Nonconference | 1 win | same |
| On a neutral floor vs. WCC | — | 1 loss |
| At regular season tournament | 1 loss | same |
| At WCC Tournament | — | 1 loss |
| NCAA Tournament | — | 2 losses |
| At NIT | — | 1 loss |
| Games with a 3-point make | 24 games | 27 games |
| Vs. In-state teams | 1 win | same |
| At home vs. in-state teams | 1 loss | same |
| On the road vs. in-state teams | 2 wins | same |

LEADS AND DEFICITS, BYU'S BIGGEST...

| | |
|------------------------------------|---|
| Halftime lead | 28 (57-29 at San Francisco) |
| Halftime lead lost in defeat | 5 (38-33 at San Diego) |
| Halftime deficit | 10 (29-39 vs. Pepperdine) |
| Halftime deficit erased in victory | 1 (46-47 vs. Long Beach State) 1 (31-32 at Utah State) |
| Overall lead | 56 (97-41 vs. SVU) |
| Margin of victory | 53 (101-48 vs. SVU) |
| Margin of defeat | 7 (80-87 vs. Gonzaga) |
| Lead lost in defeat | 9 (50-41 at San Diego) |
| Overall deficit | 16 (15-31 vs. Gonzaga) |
| Deficit overcome in victory | 9 (17-26 vs. Hawaii) |

Collinsworth in good company

Junior guard Kyle Collinsworth has registered four triple-doubles this season, tied for the most in NCAA history. The career record of six is held by Michael Anderson (Drexel, 1985-88) and Shaquille O'Neal (LSU, 1990-92). See the list below for the most triple-doubles in a single season:

| Player, Team | Class | Season | T-D |
|-------------------------------|------------|----------------|----------|
| Michael Anderson, Drexel | So. | 1985-86 | 4 |
| Brian Shaw, UC Santa Barbara | Sr. | 1987-88 | 4 |
| Jason Kidd, California | So. | 1993-94 | 4 |
| Stephane Lasme, UMass | Sr. | 2006-07 | 4 |
| Kyle Collinsworth, BYU | Jr. | 2014-15 | 4 |
| David Robinson, Navy | Jr. | 1985-86 | 3 |
| Shaquille O'Neal, LSU | Jr. | 1991-92 | 3 |
| Gerald Lewis, SMU | Sr. | 1992-93 | 3 |
| Andre Iguodala, Arizona | So. | 2003-04 | 3 |
| Hassan Whiteside, Marshall | Fr. | 2009-10 | 3 |

HONORS CANDIDATES

Tyler Haws • All-America Candidate

- Ranks second in the nation in scoring at 22.6 points per game and 16th in free throw percentage at 89.0
- Has three games with 30-plus points, including a season high of 35 points at Utah State
- Has scored 20-plus points 17 times
- Has season highs of 35 points, 5 threes, 8 rebounds, 6 assists, 3 steals and 3 blocks
- A candidate for the Senior CLASS Award
- Named to the Wooden Award Midseason Top 25
- Named to the Wooden Award Preseason Top 50
- Named to the Naismith Trophy Men's 50 Watch List
- Named preseason All-America honorable mention by the Associated Press
- Selected to the preseason All-WCC team by the league's coaches
- Named All-America Honorable Mention, WCC Player of the Year, All-WCC First Team, USBWA All-District VIII First Team, WCC All-Tournament and the CollegeSportsMadness.com All-High Major First Team in 2013-14
- 2013-14 season averages of 23.2 ppg, 3.8 rpg, 1.5 apg and 1.0 spg and season shooting percentages of .463 from the field, .404 from three and .881 from the free throw line
- Scored in double figures in all 33 games played, 20-plus points 21 times, 30-plus points 7 times and 40-plus points once

Kyle Collinsworth • All-WCC, All-District Candidate

- Ranks 19th in the nation in assists, 32nd in steals and 56th in rebounds
- Tied the NCAA record for triple-doubles in a season with four (against Hawaii, Gonzaga, at San Francisco, at Pacific)
- Has 8 double-doubles
- Has season highs of 21 points, 15 rebounds, 11 assists, 6 steals and 2 blocks
- Named preseason All-WCC
- Named All-WCC First Team in 2013-14
- 2013-14 season averages of 14.0 ppg, 8.1 rpg, 4.6 apg and 1.7 spg and season shooting percentages of .497 from the field and .364 from three
- Had season highs of 20 points, 13 rebounds, 9 assists, 3 blocks and 5 steals
- In all games was: 14th in the WCC in scoring, 2nd in rebounding, 13th in field goal percentage, 3rd in assists, 3rd in steals, 11th in assist/turnover ratio, 5th in offensive rebounds, 3rd in defensive rebounds and 6th in minutes played (as of 3/12/14)

2014-15 STORYLINES AND NOTES

Dave Rose

BYU head coach Dave Rose has led the Cougars to one of the most successful runs in program history since taking over in 2005. His career record of 249-85 ranks him second in BYU history in total victories and first in winning percentage (.746). Rose has been named conference coach of the year three times, district coach of the year twice, led the Cougars to four conference titles, seven NCAA tournament appearances, two NIT appearances, six 25-win seasons and nine 20-win seasons. In 2010, he led BYU to its first NCAA tournament win in 17 years and the Cougars won at least one postseason game in the next three seasons, including a spot in the Sweet 16 in 2011, a win in the 2012 NCAA tournament and a trip to the NIT semifinals in 2013.

Hot shooting from downtown

BYU is hitting threes at a record-setting pace in 2014-15. Through 21 games, the Cougars have already surpassed last season's output and are on pace to break the records for made threes and threes per game set in 2010-11. See below for more data on BYU's 3-point shooting during the Dave Rose era.

| Season | Games Played | Games w/10-plus 3s | Total 3s | 3s/Game | Season | Games Played | Games w/10-plus 3s | Total 3s | 3s/Game |
|---------|--------------|--------------------|----------|---------|---------|--------------|--------------------|----------|---------|
| 2005-06 | 29 | 5 | 202 | 7.0 | 2010-11 | 37 | 11 | 312 | 8.4 |
| 2006-07 | 34 | 7 | 256 | 7.5 | 2011-12 | 35 | 8 | 233 | 6.7 |
| 2007-08 | 35 | 11 | 285 | 8.1 | 2012-13 | 36 | 4 | 213 | 5.9 |
| 2008-09 | 33 | 8 | 238 | 6.8 | 2013-14 | 35 | 3 | 177 | 5.1 |
| 2009-10 | 36 | 9 | 292 | 8.1 | 2014-15 | 24 | 10 | 216 | 9.0 |

Rose vs. the state

BYU basketball coach Dave Rose has compiled a record of 31-8 vs. in-state opponents since taking over in 2005-06. He has the best winning percentage (.795) of any coach vs. in-state teams during that time and is second in wins (Utah State's Stew Morrill is 32-11 vs. in-state teams since 2005-06, a .743 winning percentage). BYU won at Utah State 91-81 on Dec. 2, lost to Utah 65-61 on Dec. 10 and won at Weber State 76-60 on Dec. 13.

| Opponent | W | L | Opponent | W | L |
|------------|----|---|---------------|----|---|
| Utah | 12 | 5 | Weber State | 10 | 0 |
| Utah State | 6 | 3 | Southern Utah | 3 | 0 |

Cougars leading the league

In each of BYU's three seasons in the WCC, the Cougars have had the leading scorer in all games (Noah Hartsock in 2011-12, Tyler Haws in 2012-13 and 2013-14) and in league games (Brandon Davies in 2011-12, Haws in 2012-13 and 2013-14). Only one other school (Loyola Marymount from 1988-89 to 1991-92) has had the league's leading scorer in at least three-straight seasons in all games. In league games, a school has had the league's leading scorer in at least three-straight seasons three other times. Haws could become the first player in league history to lead the league in scoring in three-straight seasons.

Rose among the nation's best

Dave Rose is 11th in career winning percentage among active NCAA Division I head coaches (as of Feb. 1, 2015).

| Rk | Coach | Yrs. | W | L | Pct. | Rk | Coach | Yrs. | W | L | Pct. |
|----|-------------------------|------|------|-----|-------|----|-------------------------|------|-----|-----|-------|
| 1 | Mark Few, Gonzaga | 16 | 425 | 101 | .8080 | 7 | Bill Self, Kansas | 22 | 550 | 177 | .7565 |
| 2 | Roy Williams, UNC | 27 | 741 | 195 | .7917 | 8 | Shaka Smart, VCU | 6 | 154 | 50 | .7549 |
| 3 | Thad Matta, Ohio State | 15 | 394 | 119 | .7680 | 9 | Bruce Pearl, Auburn | 20 | 472 | 156 | .7516 |
| 4 | John Calipari, Kentucky | 23 | 576 | 175 | .7670 | 10 | Jim Boeheim, Syracuse | 39 | 962 | 327 | .7463 |
| 5 | Mike Krzyzewski, Duke | 40 | 1001 | 309 | .7641 | 11 | Dave Rose, BYU | 10 | 249 | 85 | .7455 |
| 6 | Bo Ryan, Wisconsin | 31 | 723 | 226 | .7619 | 12 | Jamie Dixon, Pittsburgh | 12 | 302 | 104 | .7438 |

Number of games to...

See the table below for the number of games it has taken BYU's best scorers to reach various milestones.

| 1,500 Points | 1,600 Points | 1,700 Points | 1,800 Points | 1,900 Points | 2,000 Points |
|-------------------------|-------------------------|-------------------------|-------------------------|-------------------------|-------------------------|
| Danny Ainge - 77 | Danny Ainge - 82 | Danny Ainge - 87 | Danny Ainge - 91 | Danny Ainge - 96 | Danny Ainge - 99 |
| Kresimir Cosic - 79 | Tyler Haws - 90 | Tyler Haws - 93 | Tyler Haws - 97 | Devin Durrant - 102 | Devin Durrant - 106 |
| Tyler Haws - 86 | Devin Durrant - 93 | Devin Durrant - 96 | Devin Durrant - 99 | Tyler Haws - 102 | Tyler Haws - 108 |
| Devin Durrant - 89 | Michael Smith - 95 | Michael Smith - 99 | Michael Smith - 103 | Michael Smith - 107 | Michael Smith - 110 |
| Michael Smith - 91 | Fred Roberts - 103 | Jimmer Fredette - 110 | Jimmer Fredette - 114 | Jimmer Fredette - 118 | Jimmer Fredette - 120 |
| Fred Roberts - 98 | Jimmer Fredette - 105 | Fred Roberts - 111 | Fred Roberts - 118 | | |
| 2,100 Points | 2,200 | 2,300 | 2,400 | 2,500 | |
| Danny Ainge - 102 | Danny Ainge - 107 | Danny Ainge - 112 | Danny Ainge - 115 | Jimmer Fredette - 136 | |
| Devin Durrant - 111 | Devin Durrant - 114 | Tyler Haws - 121 | Tyler Haws - 125 | | |
| Tyler Haws - 112 | Tyler Haws - 115 | Michael Smith - 122 | Jimmer Fredette - 134 | | |
| Michael Smith - 115 | Michael Smith - 119 | Jimmer Fredette - 131 | | | |
| Jimmer Fredette - 123 | Jimmer Fredette - 127 | | | | |

ESPN's Seth Greenberg names Collinsworth a nightmare matchup

Seth Greenberg of ESPN.com named Kyle Collinsworth one of the top 10 matchup nightmares in college basketball in an article for ESPN.com Insider. See what he had to say below:

5. Kyle Collinsworth, BYU Cougars

2014-15 per game stats: 13.2 points, 8.5 rebounds, 5.9 assists

Collinsworth is one of the most complete players in college basketball; he has three triple-doubles already this season. A 6-6, 210-pound guard, he sees the floor, rebounds his position and attacks the basket while shooting 38.5 percent from 3-point range. Collinsworth is a hard cutter and a downhill driver who gets to the line more than five times per game. He's an alert defender on and off the ball, and plays with a reckless abandon. He and **Tyler Haws** form one of the most dynamic wing tandems in the nation.



INDIVIDUAL SEASON RECORDS

Points Per Game*

Table with 4 columns: Rk, Name, Years, G, Pts, Avg. Lists top scorers like Jimmer Fredette, Devin Durrant, and Tyler Haws.

*Minimum 20 Games Played

3-Point Field Goals

Table with 4 columns: Rk, Name, Years, 3FG. Lists top 3-point shooters like Jimmer Fredette, Jackson Emery, and Jonathan Tavemari.

3-Point Field Goal Percentage*

Table with 5 columns: Rk, Name, Years, 3FG, 3FGA, Pct. Lists top 3-point percentage shooters like Nathan Call and Andy Toolson.

*Minimum 35 3FG Made

3-Point Field Goals Per Game*

Table with 5 columns: Rk, Name, Years, G, 3FGA, Pct. Lists players with the most 3-point attempts per game like Jimmer Fredette and Chase Fischer.

*Minimum 20 Games Played

Free Throw Percentage*

Table with 5 columns: Rk, Name, Years, FT, FTA, Pct. Lists top free throw shooters like Michael Smith and Tyler Haws.

*Minimum 50 FT Made

Assists Per Game*

Table with 5 columns: Rk, Name, Year, G, Ast, Avg. Lists top assist providers like Matt Montague and Nathan Call.

*Minimum 20 Games Played

Steals Per Game*

Table with 5 columns: Rk, Name, Year, G, Stl, Avg. Lists top stealers like Jackson Emery and Marty Haws.

*Minimum 20 Games Played

Most 10 Assist Games

Table with 4 columns: Rk, Name, Years, #. Lists players with the most 10-assist games like Matt Montague and Nathan Call.

Triple-Doubles

Table with 4 columns: Rk, Name, Years, T-D. Lists players with triple-doubles like Kyle Collinworth.

Most 5 3-Pointers Games

Table with 4 columns: Rk, Name, Years, G. Lists players with 5+ 3-pointers in a game like Jimmer Fredette.

Conservative Games with a Three

Table with 4 columns: Rk, Name, Years, G. Lists players with conservative 3-pointers like Jimmer Fredette.

INDIVIDUAL SINGLE GAME

3-Point Field Goals

Table with 4 columns: Rk, Name, Years, 3FG. Lists single-game 3-point records like Chase Fischer vs. Chaminade.

*Also set the BYU records for most threes in a half (9) and the most made threes without a miss (8)

3-Point Field Goal Percentage (Freshman*)

Table with 4 columns: Rk, Name, Years, FG, FGA, Pct. Lists freshman 3-point percentage records like Jonathan Tavemari.

*Minimum 5 3-Point FG Attempts

TEAM SINGLE GAME

Most Points

Table with 4 columns: Rk, Name, Years, Pts. Lists team single-game point records like Sacramento State.

Most Points, 1st Half

Table with 4 columns: Rk, Name, Years, Pts. Lists 1st half point records like Sacramento State.

3-Point Field Goals

Table with 4 columns: Rk, Name, Years, 3FG. Lists 3-point field goal records like Chaminade and Air Force.

*Also set the BYU record for most threes in a half (14) **Made the second-most threes in a half in BYU history (11)

WCC RECORDS - ALL GAMES

Scoring

Table with 4 columns: Rk, Name, School, Pts. Lists WCC scoring records like Hank Gathers and Tyler Haws.

Free Throws Made

Table with 4 columns: Rk, Name, School, FT. Lists free throw records like Tyler Haws.

Free Throw Attempts

Table with 4 columns: Rk, Name, School, FT. Lists free throw attempt records like Hank Gathers.

Free Throw Percentage*

Table with 5 columns: Rk, Name, Years, FT, FTA, Pct. Lists free throw percentage records like Derek Raivio.

*Minimum 150 Free Throws Made

WCC RECORDS - CONFERENCE GAMES

Scoring

Table with 4 columns: Rk, Name, School, Pts. Lists WCC conference scoring records like Hank Gathers.

Free Throws Made

Table with 4 columns: Rk, Name, School, FT. Lists free throw records like Tyler Haws.

Free Throw Percentage*

Table with 5 columns: Rk, Name, Years, FT, FTA, Pct. Lists free throw percentage records like Derek Raivio.

*Minimum 70 Free Throws Made

BYU'S RECORD WHEN ...

| Venue | 14-15 | H | A | N | Under Rose |
|---------------------------------|-------|------|-----|-----|------------|
| Overall | 17-7 | 10-3 | 5-2 | 2-2 | 249-85 |
| Home | 10-3 | — | — | — | 141-15 |
| Away | 5-1 | — | — | — | 73-45 |
| Neutral | 2-2 | — | — | — | 35-25 |
| Lead at the half/end of game... | 14-15 | H | A | N | Under Rose |
| BYU leads at the half | 15-2 | 9-1 | 4-1 | 2-0 | 207-25 |
| Opponent leads at the half | 2-4 | 1-1 | 1-1 | 0-2 | 36-55 |
| Score tied at the half | 0-1 | 0-1 | 0-0 | 0-0 | 6-5 |
| BYU leads w/5 min left | 16-1 | 9-0 | 5-1 | 2-0 | 235-9 |
| Opponent leads w/5 min left | 0-5 | 0-3 | 0-1 | 0-1 | 11-74 |
| Score tied w/5 min left | 1-1 | 1-0 | 0-0 | 0-1 | 3-2 |
| BYU leads w/1 min left | 17-1 | 10-0 | 5-0 | 2-1 | 243-2 |
| Opponent leads w/1 min left | 0-5 | 0-3 | 0-2 | 0-0 | 3-78 |
| Score tied w/1 min left | 0-1 | 0-0 | 0-0 | 0-1 | 3-5 |
| Game goes into overtime | 1-2 | 1-0 | 0-0 | 0-2 | 8-7 |
| BYU scores... | 14-15 | H | A | N | Under Rose |
| 100-plus points | 2-0 | 1-0 | 0-0 | 1-0 | 14-1 |
| 90-99 points | 8-0 | 4-0 | 3-0 | 1-0 | 47-2 |
| 80-89 points | 2-3 | 1-1 | 1-0 | 0-2 | 81-12 |
| 70-79 points | 5-2 | 4-0 | 1-2 | 0-0 | 83-25 |
| 60-69 points | 0-2 | 0-2 | 0-0 | 0-0 | 20-39 |
| 60 or less points | 0-0 | 0-0 | 0-0 | 0-0 | 4-6 |
| Opponent scores... | 14-15 | H | A | N | Under Rose |
| 100-plus points | 0-0 | 0-0 | 0-0 | 0-0 | 2-3 |
| 90-99 points | 1-1 | 1-0 | 0-0 | 0-1 | 3-8 |
| 80-89 points | 4-3 | 1-1 | 2-1 | 1-1 | 15-31 |
| 70-79 points | 6-1 | 5-0 | 0-1 | 1-0 | 57-35 |
| 60-69 points | 3-2 | 2-2 | 1-0 | 0-0 | 101-8 |
| 50-59 points | 1-0 | 1-0 | 0-0 | 0-0 | 51-0 |
| 50 or less points | 2-0 | 0-0 | 1-0 | 0-0 | 20-0 |
| BYU double figure scorers | 14-15 | H | A | N | Under Rose |
| One player in double figures | 0-0 | 0-0 | 0-0 | 0-0 | 1-4 |
| Two players in double figures | 4-2 | 3-1 | 1-0 | 0-1 | 30-21 |
| Three players in double figures | 2-3 | 0-2 | 2-1 | 0-0 | 87-37 |
| Four players in double figures | 7-1 | 4-0 | 1-1 | 2-0 | 87-18 |
| Five players in double figures | 3-1 | 2-0 | 1-0 | 0-1 | 33-5 |
| Six players in double figures | 0-0 | 0-0 | 0-0 | 0-0 | 10-0 |
| Seven players in double figures | 1-0 | 1-0 | 0-0 | 0-0 | 1-0 |
| Shooting, rebounding and TOs | 14-15 | H | A | N | Under Rose |
| BYU shoots 50% or better | 10-0 | 6-0 | 3-0 | 1-0 | 111-9 |
| Opponent shoots 50% or better | 1-0 | 1-0 | 0-0 | 0-0 | 15-31 |
| BYU outshoots opponent | 12-1 | 6-0 | 4-1 | 2-0 | 202-16 |
| Opponent outshoots BYU | 5-6 | 4-3 | 1-1 | 0-2 | 46-67 |
| Teams shoot equal FG% | 0-0 | 0-0 | 0-0 | 0-0 | 1-2 |
| BYU outrebounds opponent | 14-0 | 7-0 | 5-0 | 2-0 | 190-23 |
| Opponent outrebounds BYU | 3-5 | 3-2 | 0-1 | 0-2 | 48-57 |
| BYU, opponent tie in rebounds | 0-2 | 0-1 | 0-1 | 0-0 | 11-5 |
| BYU has a positive TO margin | 10-4 | 8-1 | 2-1 | 0-2 | 158-34 |
| BYU has a negative TO margin | 6-2 | 2-2 | 3-0 | 1-0 | 67-43 |
| BYU, opponent tie in TOs | 1-1 | 0-0 | 0-1 | 1-0 | 24-8 |
| Wins, losses and rest | 14-15 | H | A | N | Under Rose |
| Coming off a win | 10-6 | 5-3 | 4-1 | 1-2 | 181-67 |
| Coming off a loss | 7-1 | 5-0 | 1-1 | 1-0 | 68-18 |
| Two-plus days between games | 9-4 | 5-3 | 3-0 | 1-1 | 204-63 |
| One day between games | 5-1 | 4-0 | 1-1 | 0-0 | 33-7 |
| Playing the next day | 2-1 | 1-0 | 0-0 | 1-1 | 12-13 |
| Days | 14-15 | H | A | N | Under Rose |
| Monday | 0-1 | 0-0 | 0-0 | 0-1 | 6-2 |
| Tuesday | 4-0 | 2-0 | 1-0 | 1-0 | 37-6 |
| Wednesday | 1-2 | 1-1 | 0-0 | 0-1 | 50-14 |
| Thursday | 3-1 | 1-1 | 2-0 | 0-0 | 29-19 |
| Friday | 1-0 | 1-0 | 0-0 | 0-0 | 24-7 |
| Saturday | 8-3 | 5-1 | 2-2 | 1-0 | 103-37 |

DUNKS

| | 2014-15 | Career |
|------------------|---------|--------|
| Nate Austin | 0 | 16 |
| Tyler Haws | 4 | 18 |
| Josh Sharp | 1 | 13 |
| Anson Winder | 1 | 3 |
| Kyle Collinworth | 14 | 42 |
| Frank Bartley IV | 0 | 2 |
| Luke Worthington | 3 | 3 |
| Dalton Nixon | 4 | 4 |
| Corbin Kaufusi | 7 | 7 |
| Ryan Andrus | 1 | 1 |
| Isaac Neilson | 1 | 1 |
| BYU | 36 | |
| Opponents | 21 | |

BYU'S RECORD WHEN ...

| On television | 14-15 | H | A | N | Under Rose |
|--------------------------|-------|------|-----|-----|------------|
| All games on TV | 17-7 | 10-3 | 5-2 | 2-2 | 212-79 |
| On BYUtv | 10-0 | 8-0 | 1-0 | 1-0 | 73-6 |
| On ESPN | 0-0 | 0-0 | 0-0 | 0-0 | 1-2 |
| On ESPN2 | 1-4 | 0-1 | 0-1 | 1-2 | 8-17 |
| On ESPNU | 3-2 | 2-2 | 1-0 | 0-0 | 15-6 |
| On ESPNEWS | 0-0 | 0-0 | 0-0 | 0-0 | 1-0 |
| On TWC/ROOT Sports | 1-1 | 0-0 | 1-1 | 0-0 | 5-5 |
| On truTV | 0-0 | 0-0 | 0-0 | 0-0 | 1-3 |
| On CBS | 0-0 | 0-0 | 0-0 | 0-0 | 4-5 |
| On CBS Sports Network | 1-0 | 0-0 | 1-0 | 0-0 | 15-7 |
| On Pac-12 Network | 0-0 | 0-0 | 0-0 | 0-0 | 0-2 |
| On KJZZ | 1-0 | 0-0 | 1-0 | 0-0 | 1-0 |
| Top 25 | 14-15 | H | A | N | Under Rose |
| vs. a top 25 opponent | 0-3 | 0-2 | 0-0 | 0-1 | 9-27 |
| as a top 25 team | 0-0 | 0-0 | 0-0 | 0-0 | 57-16 |
| Months | 14-15 | H | A | N | Under Rose |
| November | 5-2 | 4-0 | 0-0 | 1-2 | 49-12 |
| December | 6-2 | 3-2 | 2-0 | 1-0 | 57-20 |
| January | 6-3 | 3-1 | 3-2 | 0-0 | 61-22 |
| February | 0-0 | 0-0 | 0-0 | 0-0 | 51-12 |
| March | 0-0 | 0-0 | 0-0 | 0-0 | 31-18 |
| April | 0-0 | 0-0 | 0-0 | 0-0 | 0-1 |
| Margin of victory/defeat | 14-15 | H | A | N | Under Rose |
| 1-4 points | 2-3 | 2-1 | 0-1 | 0-1 | 26-20 |
| 5-9 points | 3-4 | 3-2 | 0-1 | 0-1 | 44-24 |
| 10-15 points | 4-0 | 2-0 | 2-0 | 0-0 | 62-24 |
| 16-19 points | 1-0 | 0-0 | 1-0 | 0-0 | 29-12 |
| 20-29 points | 3-0 | 2-0 | 0-0 | 1-0 | 51-5 |
| 30-39 points | 3-0 | 0-0 | 2-0 | 1-0 | 24-0 |
| 40-49 points | 0-0 | 0-0 | 0-0 | 0-0 | 8-0 |
| 50+ points | 1-0 | 1-0 | 0-0 | 0-0 | 5-0 |

FREE THROW STREAKS

| | | |
|-------------|----|---------------------|
| Haws | 31 | 3/8/14 - 11/14/14 |
| Halford | 25 | 2/13/14 - 12/29/14 |
| Haws | 24 | 12/2/14 - 12/10/14 |
| Haws | 16 | 12/27/14 - 12/29/14 |
| Haws | 14 | 11/26/14 - 12/2/14 |
| Haws | 14 | 1/15/15 - 1/17/15 |
| Haws | 13 | 1/29/15 - present |
| Collinworth | 12 | 11/29/14 - 12/6/14 |
| Fischer | 12 | 12/27/14 - 1/15/15 |
| Halford | 12 | 1/15/15 - 1/29/15 |
| Haws | 12 | 1/24/15 - 1/29/15 |
| Nixon | 11 | 11/19/14 - present |
| Winder | 10 | 12/23/14 - 12/27/14 |
| Bartley | 10 | 12/6/14 - 1/3/15 |
| Haws | 10 | 1/8/15 - 1/15/15 |

LATE GAME FREE THROWS, 5:00-2:00

| Player | Season | Career |
|------------------|----------------|--------------|
| Nate Austin | 2-2 (.000) | 5-10 (.500) |
| Kyle Collinworth | 12-15 (.800) | 28-45 (.622) |
| Tyler Haws | 20-21 (.952) | 83-91 (.912) |
| Josh Sharp | 1-2 (.500) | 5-10 (.500) |
| Anson Winder | 6-6 (1.000) | 15-19 (.789) |
| Skyler Halford | 4-4 (1.000) | 11-12 (.917) |
| Frank Bartley IV | 4-4 (1.000) | 5-6 (.750) |
| Luke Worthington | 0-0 (.000) | 1-2 (.500) |
| Isaac Neilson | 3-6 (.500) | 3-6 (.500) |
| Corbin Kaufusi | 3-5 (.600) | 3-5 (.600) |
| Chase Fischer | 2-2 (1.000) | 2-2 (1.000) |
| Jake Toolson | 2-2 (1.000) | 2-2 (1.000) |
| Totals | 61-71 (.859) | |
| Under Rose | 626-852 (.735) | |

LATE GAME FREE THROWS, 2:00-0:00

| Player | Season | Career |
|------------------|-----------------|--------------|
| Nate Austin | 1-2 (.500) | 12-18 (.667) |
| Kyle Collinworth | 14-16 (.875) | 29-48 (.630) |
| Tyler Haws | 19-20 (.950) | 90-97 (.928) |
| Josh Sharp | 0-0 (.000) | 8-12 (.667) |
| Anson Winder | 17-25 (.680) | 36-54 (.667) |
| Luke Worthington | 0-0 (.000) | 2-4 (.500) |
| Frank Bartley IV | 4-7 (.571) | 5-14 (.357) |
| Skyler Halford | 16-18 (.889) | 28-30 (.933) |
| Chase Fischer | 2-2 (1.000) | 2-2 (1.000) |
| Isaac Neilson | 1-3 (.333) | 1-3 (.333) |
| Dalton Nixon | 1-1 (1.000) | 1-1 (1.000) |
| Corbin Kaufusi | 2-3 (.667) | 2-3 (.667) |
| Jordan Ellis | 0-2 (.000) | 0-2 (.000) |
| Totals | 77-99 (.778) | |
| Under Rose | 807-1078 (.749) | |

2014-15 SCORING BY HALF (BYU-OPPONENT)

| Opponent | 1st half | Margin | FG % | 2nd half | Margin | FG % | OT | Margin | FG % | Final | Margin | FG % |
|----------------------|--------------|------------|------------------|--------------|------------|------------------|--------------|-----------|------------------|---------------|------------|------------------|
| Long Beach State | 46-47 | -1 | 53.8-50.0 | 49-43 | +6 | 50.0-58.6 | --- | --- | --- | 95-90 | +5 | 51.9-54.1 |
| Arkansas-Little Rock | 37-28 | +9 | 46.7-25.8 | 54-34 | +20 | 59.0-43.3 | --- | --- | --- | 91-62 | +29 | 53.6-34.4 |
| Southern Virginia | 49-22 | +27 | 47.2-28.6 | 52-26 | +26 | 62.5-29.6 | --- | --- | --- | 101-48 | +53 | 54.4-29.0 |
| vs. San Diego State | 33-41 | -8 | 39.9-48.5 | 34-26 | +8 | 43.3-47.6 | 20-25 | -5 | 30.0-50.0 | 87-92 | -5 | 38.5-48.5 |
| vs. Chaminade | 66-43 | +23 | 62.2-38.9 | 55-42 | +13 | 48.6-36.1 | --- | --- | --- | 121-85 | +36 | 55.4-37.5 |
| vs. Purdue | 35-40 | -5 | 37.9-50.0 | 46-41 | +5 | 53.6-41.7 | 4-6 | -2 | 20.0-42.9 | 85-87 | -2 | 43.5-45.8 |
| Eastern Kentucky | 32-30 | +2 | 50.0-52.4 | 58-46 | +12 | 64.5-46.4 | --- | --- | --- | 90-76 | +14 | 58.2-49.0 |
| at Utah State | 31-32 | -1 | 33.3-46.4 | 60-49 | +11 | 45.5-44.8 | --- | --- | --- | 91-81 | +10 | 39.4-45.6 |
| vs. Hawai'i | 37-30 | +7 | 41.2-37.5 | 53-40 | +13 | 57.7-38.2 | --- | --- | --- | 90-70 | +20 | 48.3-37.9 |
| Utah | 31-30 | +1 | 42.9-40.7 | 30-35 | -5 | 32.4-52.4 | --- | --- | --- | 61-65 | -4 | 36.9-45.8 |
| at Weber State | 39-25 | +14 | 57.1-36.0 | 37-35 | +2 | 54.3-37.3 | --- | --- | --- | 76-60 | +16 | 54.3-37.3 |
| Stanford | 36-35 | +1 | 43.8-48.5 | 43-42 | +1 | 41.4-48.5 | --- | --- | --- | 79-77 | +2 | 42.6-48.5 |
| UMass | 32-30 | +2 | 38.2-37.0 | 30-32 | -2 | 36.4-63.6 | 15-9 | +6 | 66.7-30.0 | 77-71 | +6 | 39.0-45.8 |
| Gonzaga | 43-43 | 0 | 46.7-50.0 | 37-44 | -7 | 32.1-48.4 | --- | --- | --- | 80-87 | -7 | 39.7-49.2 |
| Portland | 43-37 | +6 | 45.2-40.7 | 54-51 | +3 | 55.9-52.8 | --- | --- | --- | 97-88 | +9 | 50.8-47.6 |
| at Santa Clara | 41-22 | +19 | 53.6-28.6 | 40-24 | +16 | 40.0-32.1 | --- | --- | --- | 81-46 | +35 | 47.2-30.4 |
| at San Francisco | 57-29 | +28 | 74.1-38.5 | 42-39 | +3 | 46.4-43.8 | --- | --- | --- | 99-68 | +31 | 60.0-41.4 |
| Pepperdine | 29-39 | -10 | 36.4-46.7 | 32-28 | +4 | 40.0-37.5 | --- | --- | --- | 61-67 | -6 | 38.1-42.6 |
| Loyola Marymount | 47-36 | +11 | 50.0-43.8 | 38-36 | +2 | 52.0-46.4 | --- | --- | --- | 85-72 | +13 | 50.9-45.0 |
| at Pacific | 43-34 | +9 | 53.3-50.0 | 50-46 | +4 | 54.5-41.9 | --- | --- | --- | 93-80 | +13 | 53.8-45.8 |
| at Saint Mary's | 37-45 | -8 | 44.0-45.5 | 40-37 | +3 | 46.7-50.0 | --- | --- | --- | 77-82 | -5 | 45.5-47.5 |
| at San Diego | 38-33 | +5 | 53.3-36.7 | 36-44 | -8 | 36.4-50.0 | --- | --- | --- | 74-77 | -3 | 44.4-43.3 |
| San Francisco | 34-30 | +4 | 37.5-44.0 | 44-44 | 0 | 42.4-51.6 | --- | --- | --- | 78-74 | +4 | 40.0-48.2 |
| Santa Clara | 35-29 | +6 | 34.6-34.4 | 43-28 | +15 | 46.4-34.5 | --- | --- | --- | 78-57 | +21 | 40.7-34.4 |
| at Pepperdine | | | | | | | | | | | | |
| at Loyola Marymount | | | | | | | | | | | | |
| Saint Mary's | | | | | | | | | | | | |
| Pacific | | | | | | | | | | | | |
| San Diego | | | | | | | | | | | | |
| at Portland | | | | | | | | | | | | |
| at Gonzaga | | | | | | | | | | | | |
| Season Totals | 39.6-33.8 | +5.9 | 46.5-41.5 | 44.0-38.0 | +6.0 | 47.5-44.8 | 13.0-13.3 | -0.3 | 32.1-41.4 | 85.3-73.4 | +11.9 | 46.7-43.1 |

* Superlatives in bold

2014-15 Offensive Trends (BYU-Opponent)

| Opponent | Points/Paint | Points Off TO | 2nd Chance Points | Fastbreak Points | Bench Points | Big Run | Big Lead | | | | | |
|---------------------------|-------------------|---------------|-------------------|------------------|-------------------|---------|--------------------|----|------------------|-----|-----------------|-------------|
| Long Beach State | 24 | 34 | 19 | 15 | 4 | 13 | 9 | 7 | 43 | 26 | 9-0/6-0 | 10/5 |
| Arkansas-Little Rock | 52 | 20 | 24 | 7 | 10 | 13 | 14 | 0 | 34 | 21 | 14-0/8-0 | 31/3 |
| Southern Virginia | 54 | 16 | 35 | 8 | 20 | 12 | 24 | 2 | 66 | 26 | 16-0/7-0 | 56/- |
| vs. San Diego State | 28 | 40 | 15 | 13 | 15 | 22 | 4 | 8 | 29 | 30 | 8-0/11-0 | 5/11 |
| vs. Chaminade | 34 | 32 | 27 | 8 | 17 | 17 | 11 | 9 | 50 | 29 | 16-0/8-0 | 36/- |
| vs. Purdue | 28 | 38 | 17 | 9 | 16 | 7 | 14 | 2 | 27 | 20 | 7-0/11-0 | 4/8 |
| Eastern Kentucky | 30 | 26 | 22 | 17 | 12 | 5 | 10 | 2 | 33 | 15 | 9-0/6-0 | 25/3 |
| at Utah State | 26 | 26 | 18 | 4 | 18 | 8 | 11 | 2 | 24 | 4 | 12-0/6-0 | 14/5 |
| vs. Hawai'i | 34 | 38 | 12 | 22 | 14 | 11 | 16 | 4 | 21 | 7 | 13-0/13-0 | 24/9 |
| Utah | 26 | 32 | 24 | 13 | 10 | 7 | 8 | 6 | 16 | 27 | 14-0/10-0 | 4/13 |
| at Weber State | 14 | 30 | 21 | 15 | 7 | 7 | 0 | 0 | 25 | 10 | 10-0/7-0 | 20/- |
| Stanford | 30 | 28 | 22 | 13 | 25 | 13 | 9 | 5 | 13 | 12 | 8-0/11-0 | 13/2 |
| UMass | 28 | 32 | 18 | 15 | 14 | 14 | 6 | 10 | 41 | 17 | 10-0/12-0 | 7/7 |
| Gonzaga | 24 | 36 | 11 | 13 | 9 | 13 | 6 | 6 | 40 | 15 | 9-0/12-0 | 6/16 |
| Portland | 44 | 22 | 22 | 6 | 12 | 6 | 16 | 0 | 14 | 14 | 13-0/9-0 | 22/5 |
| at Santa Clara | 22 | 16 | 20 | 5 | 6 | 0 | 6 | 2 | 33 | 7 | 17-0/6-0 | 38/- |
| at San Francisco | 28 | 26 | 11 | 10 | 18 | 4 | 2 | 2 | 28 | 10 | 11-0/6-0 | 35/3 |
| Pepperdine | 30 | 22 | 9 | 9 | 16 | 8 | 6 | 4 | 6 | 31 | 7-0/6-0 | -/14 |
| Loyola Marymount | 20 | 26 | 27 | 11 | 10 | 19 | 9 | 2 | 12 | 17 | 13-0/8-0 | 17/- |
| at Pacific | 26 | 40 | 17 | 20 | 12 | 7 | 7 | 8 | 17 | 37 | 10-0/5-0 | 16/- |
| at Saint Mary's | 26 | 42 | 18 | 17 | 6 | 12 | 0 | 6 | 8 | 15 | 11-0/10-0 | 6/11 |
| at San Diego | 14 | 20 | 15 | 11 | 16 | 16 | 0 | 0 | 22 | 46 | 7-0/8-0 | 9/7 |
| San Francisco | 34 | 34 | 27 | 8 | 12 | 7 | 10 | 4 | 20 | 23 | 8-0/5-0 | 8/4 |
| Santa Clara | 8 | 20 | 9 | 9 | 14 | 15 | 2 | 0 | 31 | 11 | 18-0/5-0 | 27/6 |
| at Pepperdine | | | | | | | | | | | | |
| at Loyola Marymount | | | | | | | | | | | | |
| Saint Mary's | | | | | | | | | | | | |
| Pacific | | | | | | | | | | | | |
| San Diego | | | | | | | | | | | | |
| at Portland | | | | | | | | | | | | |
| at Gonzaga | | | | | | | | | | | | |
| Season Totals | 684 | 696 | 460 | 278 | 313 | 256 | 200 | 91 | 653 | 470 | | |
| Times Led, Record (W/L/T) | 8-1/7-6/2-0 | | 14-5/2-1/1-1 | | 10-3/4-3/3-1 | | 13-3/2-2/2-2 | | 13-2/3-5/1-0 | | | |
| Under Rose (W/L/T) | 158-29/75-54/16-2 | | 196-33/45-48/8-4 | | 157-35/76-46/16-4 | | 180-44/43-27/26-14 | | 143-34/98-48/7-3 | | | |

* Superlatives in bold



2014-15 WCC Standings (as of 1/31/15)

| | Overall | Pct | WCC | Pct |
|------------------|-------------|-------------|------------|-------------|
| Gonzaga | 22-1 | .957 | 10-0 | 1.000 |
| Saint Mary's | 17-5 | .773 | 9-2 | .818 |
| BYU | 17-7 | .708 | 7-4 | .636 |
| Pepperdine | 14-8 | .636 | 7-4 | .636 |
| San Diego | 12-11 | .522 | 5-6 | .455 |
| Santa Clara | 11-12 | .478 | 5-6 | .455 |
| Portland | 12-10 | .545 | 3-7 | .300 |
| San Francisco | 9-14 | .391 | 3-8 | .273 |
| Loyola Marymount | 7-16 | .304 | 3-8 | .273 |
| Pacific | 10-13 | .435 | 2-9 | .182 |

2014-15 WCC Players of the Week

| | |
|---------|----------------------------|
| Nov. 17 | Brandon Clark, Santa Clara |
| Nov. 24 | Brad Waldow, Saint Mary's |
| Dec. 1 | Kevin Pangos, Gonzaga |
| Dec. 8 | Kyle Collinworth, BYU |
| Dec. 15 | Kyle Wiltjer, Gonzaga |
| Dec. 22 | Dulani Robinson, Pacific |
| Dec. 29 | Kyle Collinworth, BYU |
| Jan. 5 | Przemek Karnowski, Gonzaga |
| Jan. 12 | Stacy Davis, Pepperdine |
| Jan. 19 | Brad Waldow, Saint Mary's |
| Jan. 26 | Brandon Clark, Santa Clara |
| Feb. 2 | Domantas Sabonis, Gonzaga |

2014-15 Preseason All-WCC Team

| Player | School | Yr. | Pos. |
|-------------------------|---------------|------------|----------|
| Jared Brownridge | Santa Clara | So. | G |
| <i>Kyle Collinworth</i> | <i>BYU</i> | <i>Jr.</i> | <i>G</i> |
| Stacy Davis | Pepperdine | Jr. | F |
| Johnny Dee | San Diego | Sr. | G |
| <i>Tyler Haws</i> | <i>BYU</i> | <i>Sr.</i> | <i>G</i> |
| Przemek Karnowski | Gonzaga | Jr. | C |
| Kevin Pangos | Gonzaga | Sr. | G |
| Kruize Pinkins | San Francisco | Sr. | F |
| Thomas van der Mars | Portland | Sr. | C |
| Brad Waldow | Saint Mary's | Sr. | C |

2014-15 WCC Preseason Poll

| Team (First Place Votes) | Points |
|--------------------------|-----------|
| 1. Gonzaga (9) | 81 |
| 2. BYU (1) | 69 |
| 3. Saint Mary's | 62 |
| 4. San Francisco | 59 |
| 5. San Diego | 47 |
| 6. Portland | 45 |
| 7. Pepperdine | 29 |
| 7. Santa Clara | 29 |
| 9. Loyola Marymount | 19 |
| 10. Pacific | 10 |

| TEAM | All | Conf |
|---------------------------|------|--------|
| WCC Stats (as of 1/31/15) | | |
| Scoring Offense | 1 | 1 |
| Scoring Defense | 10 | 8 |
| Scoring Margin | 2 | 2 |
| FT Percentage | 1 | 1 |
| FG Percentage | 2 | 2 |
| FG Percentage Defense | 8 | 5 |
| 3FG Percentage | 2 | 4 |
| 3FG Percentage Defense | 3 | 2 |
| 3-Point FG Made/Game | 1 | 1 |
| Rebounding Offense | 1 | 2 |
| Rebounding Defense | 10 | 8 |
| Rebounding Margin | 4 | 3 |
| Blocked Shots | 7 | 10 |
| Assists | 1 | 1 |
| Steals | 1 | 2 |
| Turnover Margin | 1 | 3 |
| Assist/Turnover Ratio | 2 | 2 |
| Offensive Rebounds | 3 | T4 |
| Defensive Rebounds | 2 | 2 |
| Defensive Reb Pct | 2 | 3 |
| Offensive Reb Pct | 6 | 6 |
| NCAA Stats (as of 2/1/15) | Rank | Actual |
| Won-Lost Percentage | 64 | 70.8 |
| Scoring Offense | 1 | 85.3 |
| Scoring Defense | 317 | 73.4 |
| Scoring Margin | 22 | 11.9 |
| Field-Goal Percentage | 44 | 46.7 |
| Field-Goal Pct Defense | 198 | 43.1 |
| 3-Point Field Goals/Game | 15 | 9.0 |
| 3-Point Field-Goal Pct | 37 | 38.4 |
| 3-Point FG Defense | 98 | 32.1 |
| Free-Throw Percentage | 5 | 77.1 |
| Rebound Margin | 55 | 4.3 |
| Assists Per Game | 2 | 17.6 |
| Assist Turnover Ratio | 13 | 1.44 |
| Blocked Shots Per Game | 273 | 2.6 |
| Steals Per Game | 43 | 7.8 |
| Turnovers Per Game | 120 | 12.3 |
| Turnover Margin | 68 | 1.8 |
| Personal Fouls Per Game | 297 | 20.5 |
| Total Blocks | 234 | 62 |
| Total Assists | 1 | 422 |
| Total Rebounds | 5 | 932 |
| Free Throw Attempts | 1 | 611 |
| Free Throws Made | 1 | 471 |
| 3-Point Field Attempts | 6 | 563 |
| Total 3-Point FGs Made | 5 | 216 |
| Total Steals | 19 | 187 |
| Few Turnovers | 243 | 294 |
| Fewest Fouls | 336 | 491 |
| Offensive Rebounds/Game | 97 | 11.83 |
| Defensive Rebounds/Game | 19 | 27.0 |
| Total Rebounds/Game | 25 | 38.83 |

| INDIVIDUAL | WCC (as of 1/31/15) | Top BYU player - All | Rank | Top BYU player - Conf | Rank |
|---------------------------|---------------------|----------------------|--------|-----------------------|------|
| Scoring | Tyler Haws | | 1 | Tyler Haws | 1 |
| Rebounding | Kyle Collinworth | | 2 | Kyle Collinworth | 1 |
| FG Percentage | Anson Winder | | 12 | Kyle Collinworth | 12 |
| Assists | Kyle Collinworth | | 2 | Kyle Collinworth | 1 |
| FT Percentage | Tyler Haws | | 2 | Tyler Haws | 2 |
| Steals | Kyle Collinworth | | 1 | Kyle Collinworth | 2 |
| 3FG Percentage | Skyler Halford | | 5 | Skyler Halford | 5 |
| 3FG Made/Game | Chase Fischer | | 1 | Chase Fischer | 1 |
| Blocked Shots | Corbin Kaufusi | | T11 | Corbin Kaufusi | 10 |
| Assist/TO Ratio | Kyle Collinworth | | 7 | Kyle Collinworth | 3 |
| Offensive Rebounds | Kyle Collinworth | | T11 | Kyle Collinworth | 9 |
| Defensive Rebounds | Kyle Collinworth | | 2 | Kyle Collinworth | 1 |
| Minutes Played | Tyler Haws | | 5 | Tyler Haws | 5 |
| NCAA Stats (as of 2/1/15) | BYU Player | Rank | Actual | | |
| Points Per Game | Tyler Haws | 2 | 22.6 | | |
| Field Goal Percentage | Anson Winder | 83 | 49.8 | | |
| | Tyler Haws | 106 | 47.9 | | |
| 3-Point FGs Per Game | Chase Fischer | 15 | 3.13 | | |
| 3-Point FG Percentage | Chase Fischer | 35 | 42.1 | | |
| Free-Throw Percentage | Tyler Haws | 16 | 89.0 | | |
| Rebounds Per Game | Kyle Collinworth | 56 | 8.2 | | |
| Assists Per Game | Kyle Collinworth | 19 | 5.7 | | |
| Steals Per Game | Kyle Collinworth | 32 | 2.09 | | |
| Total Points | Tyler Haws | 1 | 542 | | |
| | Chase Fischer | 161 | 329 | | |
| Total Rebounds | Kyle Collinworth | 52 | 181 | | |
| Double-Doubles | Kyle Collinworth | 33 | 8 | | |
| Triple-Doubles | Kyle Collinworth | 1 | 4 | | |
| Total Assists | Kyle Collinworth | 16 | 126 | | |
| Total Field Goals Made | Tyler Haws | 2 | 175 | | |
| Total Minutes | Tyler Haws | 56 | 70 | | |
| Total 3-Point FG Attempts | Chase Fischer | 11 | 178 | | |
| Total 3-Point FGs Made | Chase Fischer | 4 | 75 | | |
| Total Steals | Kyle Collinworth | 27 | 46 | | |
| Total FG Attempts | Tyler Haws | 2 | 365 | | |
| Free Throws Made | Tyler Haws | 1 | 154 | | |
| Free Throw Attempts | Tyler Haws | 5 | 173 | | |
| Defensive Rebounds/Game | Kyle Collinworth | 38 | 6.14 | | |

BYU BASKETBALL

ROSTER AND CAREER HIGHS

| No. | Name | Pos. | Ht. | Wt. | Yr. | Hometown (Previous School) | Pronunciations |
|-----|-------------------|------|------|-----|-----|--|---------------------------------|
| 1 | Chase Fischer | G | 6-3 | 195 | Jr. | Ripley, W.Va. (Wake Forest) | JAMAL AYTES ATE-s or 8's |
| 2 | Jordan Ellis | G | 6-1 | 185 | Jr. | Medford, Ore. (North Medford HS) | BOB MEDINA meh-DEE-nuh |
| 3 | Tyler Haws | G | 6-5 | 200 | Sr. | Alpine, Utah (Lone Peak HS) | SKYLER HALFORD HAL-ford |
| 5 | Kyle Collinsworth | G | 6-6 | 215 | Jr. | Provo, Utah (Provo HS) | TERRY NASHIF NASH-if |
| 10 | Ryan Andrus | G | 6-10 | 220 | Fr. | American Fork, Utah (American Fork HS) | CORBIN KAUFUSI KAW-foo-see |
| 12 | Josh Sharp | F | 6-7 | 185 | Sr. | Highland, Utah (Utah) | ROBERT RAMOS RAY-mus |
| 15 | Jake Toolson | G | 6-5 | 210 | Fr. | Gilbert, Ariz. (Highland HS) | ANSON WINDER AN-sun WINE-der |
| 20 | Anson Winder | G | 6-3 | 195 | Sr. | Las Vegas, Nev. (Bishop Gorman HS) | |
| 21 | Kyle Davis* | F | 6-7 | 225 | Jr. | Draper, Utah (Utah State) | |
| 23 | Skyler Halford | G | 6-1 | 180 | Sr. | Orem, Utah (SLCC) | |
| 24 | Frank Bartley IV | G | 6-3 | 200 | So. | Baton Rouge, La. (Future College Prep) | |
| 25 | Jordan Chatman | G | 6-4 | 195 | Fr. | Vancouver, Wash. (Union HS) | |
| 30 | Dalton Nixon | F | 6-8 | 230 | Fr. | Orem, Utah (Orem HS) | |
| 33 | Nate Austin | F | 7-0 | 230 | Sr. | Alpine, Utah (Lone Peak HS) | |
| 35 | Isaac Neilson | C | 6-10 | 230 | Fr. | Mission Viejo, Calif. (Mission Viejo HS) | |
| 40 | Jamal Aytes | F | 6-6 | 230 | So. | San Diego, Calif. (JSerra Catholic HS) | |
| 41 | Luke Worthington | F | 6-10 | 245 | So. | Mequon, Wis. (Homestead HS) | |
| 44 | Corbin Kaufusi | C | 6-10 | 260 | Fr. | Provo, Utah (Timpview HS) | |

Head Coach: Dave Rose, 10th year (Houston, 1983)

Assistant Coaches: Terry Nashif (BYU, 2005); Tim LaComb (Utah, 2006); Mark Pope (Kentucky, 1996)

Director of Basketball Operations: Cody Fueger (Utah, 2006)

Coordinator of Player Development: Garrett Faucette (BYU, 2008)

Team Trainer: Robert Ramos (BYU, 1995)

Strength and Conditioning Coach: Bob Medina (UNLV, 1988)

2014-15 SEASON AND CAREER HIGHS

| # | Player | | Points | Rebounds | Assists |
|----|-------------------|--------|--|--|---|
| 1 | Chase Fischer | Season | 30 vs. Chaminade | 5 vs. Hawaii, at Saint Mary's | 5, twice, last vs. Hawaii |
| | | Career | same | same | same |
| 2 | Jordan Ellis | Season | 2 vs. SVU | 2 vs. Chaminade | 1, twice, last vs. Hawaii |
| | | Career | same | same | same |
| 3 | Tyler Haws | Season | 35 at Utah State | 8 vs. Utah | 6 vs. Portland |
| | | Career | 48 at Portland (13-14) | 13 vs. Weber State (13-14) | 6 vs. Idaho State (09-10), vs. Portland (14-15) |
| 5 | Kyle Collinsworth | Season | 21, twice, last vs. Portland | 15 vs. UMass, at Santa Clara | 11 at Pacific |
| | | Career | 23 vs. Loyola Marymount (13-14) | 16 vs. Loyola Marymount (13-14) | same |
| 10 | Ryan Andrus | Season | 5, twice, last vs. Santa Clara | 8 vs. Santa Clara | 1 vs. SVU |
| | | Career | same | same | same |
| 12 | Josh Sharp | Season | 4 vs. Southern Virginia | 4 vs. Southern Virginia | 1, 3 times, last at Santa Clara |
| | | Career | 14 at Gonzaga (12-13), vs. SCU (12-13) | 12 vs. LMU (12-13) | 3, 3 times, last vs. Oregon (13-14) |
| 15 | Jake Toolson | Season | 15 vs. Southern Virginia | 7 vs. Southern Virginia | 4 vs. Southern Virginia |
| | | Career | same | same | same |
| 20 | Anson Winder | Season | 25 vs. UMass | 8 vs. Chaminade | 6 vs. Hawaii |
| | | Career | same | same | 9 vs. Northern Arizona (11-12) |
| 23 | Skyler Halford | Season | 18 vs. Long Beach State | 5 vs. Portland | 7 vs. Long Beach State, vs. Santa Clara |
| | | Career | 28 vs. San Diego (13-14) | 6, twice, last vs. Santa Clara (13-14) | same |
| 24 | Frank Bartley IV | Season | 6 vs. Gonzaga, at Santa Clara | 6 vs. Southern Virginia | 7 vs. Southern Virginia |
| | | Career | 16 vs. Mount St. Mary's (13-14) | 7 vs. Mount St. Mary's, at LMU (13-14) | same |
| 30 | Dalton Nixon | Season | 10 vs. Southern Virginia | 4, 4 times, last at Saint Mary's | 4 at San Francisco |
| | | Career | same | same | same |
| 33 | Nate Austin | Season | 8 vs. Arkansas-Little Rock | 11 vs. Arkansas-Little Rock | 3 vs. Long Beach State, vs. Chaminade |
| | | Career | 15 vs. Weber State (11-12) | 16 vs. San Francisco (13-14) | 4 vs. ENMU (12-13), vs. PVAMU (13-14) |
| 35 | Isaac Neilson | Season | 15 at Weber State | 9 vs. Santa Clara | 2 vs. Southern Virginia |
| | | Career | same | same | same |
| 41 | Luke Worthington | Season | 12 vs. Southern Virginia | 6 at Utah State | 1, 5 times, last Pacific |
| | | Career | same | same | 1, 9 times, last Pacific |
| 44 | Corbin Kaufusi | Season | 8 vs. Chaminade | 6 vs. Chaminade, at Santa Clara | 1, twice, last vs. Portland |
| | | Career | same | same | same |

GEOGRAPHIC BREAKDOWN

| | |
|---------------|---|
| Arizona | Jake Toolson |
| California | Jamal Aytes, Isaac Neilson |
| Louisiana | Frank Bartley IV |
| Nevada | Anson Winder |
| Oregon | Jordan Ellis |
| Utah | Ryan Andrus, Nate Austin, Kyle Collinsworth, Kyle Davis, Skyler Halford, Tyler Haws, Corbin Kaufusi, Dalton Nixon, Josh Sharp |
| Washington | Jordan Chatman |
| West Virginia | Chase Fischer |
| Wisconsin | Luke Worthington |

CLASS BREAKDOWN

| Seniors | Juniors | Sophomores | Freshmen |
|---|---|---|--|
| Nate Austin Skyler Halford Tyler Haws Josh Sharp Anson Winder | Kyle Collinsworth Kyle Davis* Jordan Ellis Chase Fischer | Jamal Aytes Frank Bartley IV Luke Worthington | Ryan Andrus Jake Toolson Jordan Chatman Dalton Nixon Isaac Neilson Corbin Kaufusi |
| *Sitting out in 2014-15 due to NCAA transfer rules | | | |

#1 • CHASE FISCHER
6-3 • 195 • JR • GUARD



RIPLEY, WEST VIRGINIA
WAKE FOREST

2014-15 SEASON HIGHS

| | |
|-------|--|
| PTS | 30 vs. Chaminade – 11/25/14 |
| 1st H | 27 vs. Chaminade – 11/25/14 |
| 2nd H | 12 vs. Hawai'i – 12/6/14 |
| REB | 5, twice, last at Saint Mary's – 1/17/15 |
| AST | 5, twice, last vs. Hawai'i – 12/6/14 |
| STL | 3 vs. Hawai'i – 12/6/14 |
| BLK | 1, twice, last vs. LMU – 1/10/15 |
| FGM | 10 vs. Chaminade – 11/25/14 |
| FGA | 14, twice, last vs. Stanford – 12/20/14 |
| 3PM | 10 vs. Chaminade – 11/25/14 |
| 3PA | 13 vs. Chaminade – 11/25/14 |
| FTM | 5 vs. LBSU – 11/14/14 |
| FTA | 5, twice, last vs. Hawai'i – 12/6/14 |

MISCELLANEOUS

| | 14-15 | Career |
|----------------------|-----------|--------|
| Double-Figure Points | 16 (14-2) | same |
| 20-plus Points | 4 (4-0) | same |
| Double-Figure Reb | 0 (0-0) | same |
| Double-Doubles | 0 (0-0) | same |
| 3-plus Steals | 2 (2-0) | same |
| 3-plus Blocks | 0 (0-0) | same |
| 3-plus 3-point FG | 12 (10-2) | same |
| Scoring Leader | 3 (3-0) | same |
| Rebound Leader | 0 (0-0) | same |
| Assist Leader | 0 (0-0) | same |

2014-15 SEASON — PPG: 13.7 RPG: 2.1 APG: 2.4 SPG: 0.8 BPG: 0.1 FG%: .440 3FG%: .421 FT%: .800

Last Time Out

- Totaled 18 points on 5 of 9 from 3 and added 2 rebounds and 1 assist against Santa Clara

In 2014-15 • Junior

- A team captain
- Set a BYU record with 10 threes vs. Chaminade for a career-high 30 points
- Scored 17 points on 4 of 8 3-point shooting and 5 of 5 from the free throw line ... also had 5 assists, 3 rebounds and 1 steal vs. Long Beach State
- Totaled 19 points on 7 of 12 shooting, 4 of 7 from three, vs. UALR
- Had 20 points, hit 4 of 8 threes, added 3 rebounds and 2 assists vs. ECU
- Totaled 20 points, 5 boards, 5 assists and 3 steals vs. Hawai'i
- Totaled 16 points, 3 rebounds, 2 assists and 2 steals vs. Portland
- Had 20 points and was 6 of 9 from 3-point range ... added 2 assists, 1 steal and 1 rebound at San Francisco
- Had 19 points and was 5 of 8 from 3-point range plus 4 assists, 3 rebounds, 1 block and 1 steal against LMU
- Hit 5 of 9 from three and 18 points and added 2 boards and 1 assist at Pacific

Before BYU

- Played in 62 games and started six times for the Wake Forest Demon Deacons in 2011-12 and 2012-13
- A team captain as a sophomore in 2012-13

- As a sophomore averaged 4.5 points and 1.1 rebounds in 14.2 minutes per game while shooting .395 from the field, .422 from three and .600 from the free-throw line
- Scored a career-high 15 points while hitting a career-best 5 of 8 from three vs. High Point on Dec. 5, 2012
- Scored in double figures five times and hit two-plus threes 10 times
- As a freshman in 2011-12 averaged 6.3 points, 2.2 rebounds and 1.5 assists in 26.1 minutes per game and shot .350 from the field, .320 from three and .821 from the free-throw line
- Scored in double figures nine times and hit two-plus threes 12 times
- Prepped at Ripley High School
- A 2011 first-team Parade All-American
- 2011 Gatorade Boys Basketball Player of the Year for the state of West Virginia and a McDonald's All-America nominee
- Two-time first team all-state selection in 2009-10 and 2010-11
- Received the 2011 Bill Evans Award, which goes to the state's player of the year (was second in the voting as a junior)

Personal

- Parents are John and Robin Fischer
- Older brother Noah played college basketball at Marshall and University of Charleston
- Before committing to Wake Forest was also recruited by Marshall, Ohio, UCF and VCU

2014-15 GAME-BY-GAME

| Opponent | Date | GS | Min | FG | FGA | Pct | 3FG | FGA | Pct | FT | FTA | Pct | Off | Def | TR | Avg | PF | FO | A | TO | Blk | Stl | Pts | Avg | |
|----------------------|----------|----|-----|-----|-----|------|------|-----|------|------|-----|-------|------|-----|-----|-----|-----|----|---|----|-----|-----|-----|------|------|
| Long Beach State | 11/14/14 | * | 31 | 4 | 9 | .444 | 4 | 8 | .500 | 5 | 5 | 1.000 | 0 | 3 | 3 | 3.0 | 3 | 0 | 5 | 2 | 0 | 1 | 17 | 17.0 | |
| Arkansas-Little Rock | 11/18/14 | * | 28 | 7 | 12 | .583 | 4 | 7 | .571 | 1 | 1 | 1.000 | 0 | 2 | 2 | 2.5 | 1 | 0 | 1 | 2 | 0 | 1 | 19 | 18.0 | |
| Southern Virginia | 11/19/14 | * | 16 | 4 | 9 | .444 | 0 | 4 | .000 | 2 | 4 | .500 | 0 | 3 | 3 | 2.7 | 1 | 0 | 3 | 2 | 0 | 0 | 10 | 15.3 | |
| vs. San Diego State | 11/24/14 | * | 42 | 4 | 13 | .308 | 3 | 9 | .333 | 0 | 0 | .000 | 0 | 1 | 1 | 2.3 | 2 | 0 | 2 | 3 | 1 | 1 | 11 | 14.3 | |
| vs. Chaminade | 11/25/14 | * | 23 | 10 | 14 | .714 | 10 | 13 | .769 | 0 | 0 | .000 | 0 | 0 | 0 | 1.8 | 2 | 0 | 3 | 0 | 0 | 1 | 30 | 17.4 | |
| vs. Purdue | 11/26/14 | * | 38 | 2 | 11 | .182 | 2 | 11 | .182 | 1 | 2 | .500 | 0 | 3 | 3 | 2.0 | 1 | 0 | 2 | 3 | 0 | 1 | 7 | 15.7 | |
| Eastern Kentucky | 11/29/14 | * | 27 | 7 | 12 | .583 | 4 | 8 | .500 | 2 | 3 | .667 | 0 | 3 | 3 | 2.1 | 2 | 0 | 2 | 3 | 0 | 0 | 20 | 16.3 | |
| at Utah State | 12/02/14 | * | 17 | 1 | 9 | .111 | 1 | 5 | .200 | 0 | 0 | .000 | 1 | 2 | 3 | 2.3 | 1 | 0 | 1 | 0 | 0 | 1 | 3 | 14.6 | |
| vs. Hawai'i | 12/06/14 | * | 32 | 6 | 11 | .545 | 4 | 9 | .444 | 4 | 5 | .800 | 1 | 4 | 5 | 2.6 | 2 | 0 | 5 | 3 | 0 | 3 | 20 | 15.2 | |
| Utah | 12/10/14 | * | 22 | 1 | 5 | .200 | 1 | 5 | .200 | 0 | 0 | .000 | 0 | 0 | 0 | 2.3 | 4 | 0 | 1 | 1 | 0 | 0 | 3 | 14.0 | |
| at Weber State | 12/13/14 | * | 33 | 4 | 8 | .500 | 4 | 7 | .571 | 1 | 2 | .500 | 0 | 0 | 0 | 2.1 | 3 | 0 | 4 | 1 | 0 | 0 | 13 | 13.9 | |
| Stanford | 12/20/14 | * | 31 | 6 | 14 | .429 | 2 | 6 | .333 | 2 | 2 | 1.000 | 1 | 0 | 1 | 2.0 | 1 | 0 | 3 | 3 | 0 | 2 | 16 | 14.1 | |
| UMass | 12/23/14 | * | 35 | 3 | 12 | .250 | 2 | 8 | .250 | 0 | 0 | .000 | 0 | 1 | 1 | 1.9 | 1 | 0 | 2 | 1 | 0 | 2 | 8 | 13.6 | |
| Gonzaga | 12/27/14 | * | 19 | 2 | 7 | .286 | 1 | 6 | .167 | 3 | 4 | .750 | 1 | 2 | 1.9 | 2 | 0 | 1 | 2 | 0 | 0 | 0 | 8 | 13.2 | |
| Portland | 12/29/14 | * | 27 | 5 | 7 | .714 | 2 | 3 | .667 | 4 | 4 | 1.000 | 1 | 2 | 3 | 2.0 | 2 | 0 | 2 | 2 | 0 | 2 | 16 | 13.4 | |
| at Santa Clara | 01/01/15 | * | 27 | 4 | 9 | .444 | 2 | 5 | .400 | 4 | 4 | 1.000 | 0 | 3 | 3 | 2.1 | 1 | 0 | 3 | 3 | 0 | 0 | 14 | 13.4 | |
| at San Francisco | 01/03/15 | * | 23 | 7 | 12 | .583 | 6 | 9 | .667 | 0 | 0 | .000 | 0 | 1 | 1 | 2.0 | 0 | 0 | 2 | 0 | 0 | 1 | 20 | 13.8 | |
| Pepperdine | 01/08/15 | * | 29 | 3 | 9 | .333 | 2 | 6 | .333 | 0 | 0 | .000 | 0 | 1 | 1 | 1.9 | 2 | 0 | 2 | 1 | 0 | 0 | 8 | 13.5 | |
| Loyola Marymount | 01/10/15 | * | 30 | 6 | 9 | .667 | 5 | 8 | .625 | 2 | 2 | 1.000 | 1 | 2 | 3 | 2.0 | 2 | 0 | 4 | 0 | 1 | 1 | 19 | 13.8 | |
| at Pacific | 01/15/15 | * | 23 | 6 | 11 | .545 | 5 | 9 | .556 | 1 | 2 | .500 | 0 | 2 | 2 | 2.0 | 3 | 0 | 1 | 2 | 0 | 0 | 18 | 14.0 | |
| at Saint Mary's | 01/17/15 | * | 31 | 6 | 15 | .400 | 5 | 12 | .417 | 2 | 3 | .667 | 1 | 4 | 5 | 2.1 | 2 | 0 | 2 | 1 | 0 | 0 | 19 | 14.2 | |
| at San Diego | 01/24/15 | * | 25 | 3 | 8 | .375 | 0 | 3 | .000 | 0 | 0 | .000 | 0 | 1 | 1 | 2.1 | 2 | 0 | 1 | 2 | 0 | 1 | 6 | 13.9 | |
| San Francisco | 01/29/15 | * | 26 | 2 | 10 | .200 | 1 | 8 | .125 | 1 | 1 | 1.000 | 0 | 2 | 2 | 2.1 | 1 | 0 | 3 | 1 | 0 | 1 | 6 | 13.5 | |
| Santa Clara | 01/31/15 | * | 24 | 6 | 12 | .500 | 5 | 9 | .556 | 1 | 1 | 1.000 | 0 | 2 | 2 | 2.1 | 1 | 0 | 1 | 2 | 0 | 0 | 18 | 13.7 | |
| at Pepperdine | 02/05/15 | | | | | | | | | | | | | | | | | | | | | | | | |
| at Loyola Marymount | 02/07/15 | | | | | | | | | | | | | | | | | | | | | | | | |
| Saint Mary's | 02/12/15 | | | | | | | | | | | | | | | | | | | | | | | | |
| Pacific | 02/14/15 | | | | | | | | | | | | | | | | | | | | | | | | |
| San Diego | 02/19/15 | | | | | | | | | | | | | | | | | | | | | | | | |
| at Portland | 02/26/15 | | | | | | | | | | | | | | | | | | | | | | | | |
| at Gonzaga | 02/28/15 | | | | | | | | | | | | | | | | | | | | | | | | |
| Totals | | | 23 | 659 | 109 | 248 | .440 | 75 | 178 | .421 | 36 | 45 | .800 | 7 | 43 | 50 | 2.1 | 42 | 0 | 57 | 40 | 2 | 19 | 329 | 13.7 |

CAREER STATISTICS (ALL GAMES)

| Year | GP | GS | Min | Avg | FG | FGA | Pct | 3FG | FGA | Pct | FT | FTA | Pct | Off | Def | TR | Avg | PF | FO | A | TO | Blk | Stl | Pts | Avg |
|---------|----|----|-----|------|-----|-----|------|-----|-----|------|----|-----|------|-----|-----|----|-----|----|----|----|----|-----|-----|-----|------|
| 2014-15 | 24 | 23 | 659 | 27.5 | 109 | 248 | .440 | 75 | 178 | .421 | 36 | 45 | .800 | 7 | 43 | 50 | 2.1 | 42 | 0 | 57 | 40 | 2 | 19 | 329 | 13.7 |
| TOTAL | 24 | 23 | 659 | 27.5 | 109 | 248 | .440 | 75 | 178 | .421 | 36 | 45 | .800 | 7 | 43 | 50 | 2.1 | 42 | 0 | 57 | 40 | 2 | 19 | 329 | 13.7 |

CAREER STATISTICS (CONFERENCE GAMES)

| Year | GP | GS | Min | Avg | FG | FGA | Pct | 3FG | FGA | Pct | FT | FTA | Pct | Off | Def | TR | Avg | PF | FO | A | TO | Blk | Stl | Pts | Avg |
|---------|----|----|-----|------|----|-----|------|-----|-----|------|----|-----|------|-----|-----|----|-----|----|----|----|----|-----|-----|-----|------|
| 2014-15 | 11 | 10 | 284 | 25.8 | 50 | 109 | .459 | 34 | 78 | .436 | 18 | 21 | .857 | 4 | 21 | 25 | 2.3 | 18 | 0 | 23 | 16 | 1 | 6 | 152 | 13.8 |
| TOTAL | 11 | 10 | 284 | 25.8 | 50 | 109 | .459 | 34 | 78 | .436 | 18 | 21 | .857 | 4 | 21 | 25 | 2.3 | 18 | 0 | 23 | 16 | 1 | 6 | 152 | 13.8 |

#2 • JORDAN ELLIS
6-1 • 180 • JR • GUARD



MEDFORD, OREGON
PORTLAND STATE

2014-15 SEASON — PPG: 0.2 RPG: 0.3 APG: 0.3 SPG: 0.1 BPG: 0.0 FG%: .500 3FG%: .000 FT%: .000

Last Time Out

- Played 4 minutes against Santa Clara

In 2014-15 • Junior

- Scored 2 points in 16 minutes during his BYU debut against SVU

Before BYU

- A three-time letterwinner at North Medford High School
- A three-time first-team all-conference honoree
- North Medford's all-time leading scorer
- Lettered in football and track
- Also attended Grayson County College in Texas and Portland State prior to BYU

Personal

- Parents are Jerry and Dee Ellis
- Has two brothers and one sister
- Served a two-year mission for The Church of Jesus Christ of Latter-day Saints in Boston, Massachusetts

2014-15 SEASON HIGHS

| | |
|-------|--|
| PTS | 2 vs. SVU – 11/19/14 |
| 1st H | — |
| 2nd H | 2 vs. SVU – 11/19/14 |
| REB | 2 vs. Chaminade – 11/25/14 |
| AST | 1, 3 times, last at Santa Clara – 1/1/15 |
| STL | 1 at Santa Clara – 1/1/15 |
| BLK | — |
| FGM | 1 vs. SVU – 11/19/14 |
| FGA | 1, twice, last at San Francisco – 1/3/15 |
| 3PM | — |
| 3PA | — |
| FTM | — |
| FTA | — |

MISCELLANEOUS

| | 14-15 | Career |
|----------------------|---------|--------|
| Double-Figure Points | 0 (0-0) | same |
| 20-plus Points | 0 (0-0) | same |
| Double-Figure Reb | 0 (0-0) | same |
| Double-Doubles | 0 (0-0) | same |
| 3-plus Steals | 0 (0-0) | same |
| 3-plus Blocks | 0 (0-0) | same |
| 3-plus 3-point FG | 0 (0-0) | same |
| Scoring Leader | 0 (0-0) | same |
| Rebound Leader | 0 (0-0) | same |
| Assist Leader | 0 (0-0) | same |

2014-15 GAME-BY-GAME

| Opponent | Date | GS | Min | FG | FGA | Pct | 3FG | FGA | Pct | FT | FTA | Pct | Off | Def | TR | Avg | PF | FO | A | TO | Blk | Stl | Pts | Avg |
|----------------------|----------|----|-----|----|-----|-------|-----|-----|------|----|-----|------|-----|-----|-----|-----|----|----|---|----|-----|-----|-----|-----|
| Long Beach State | 11/14/14 | | | | | | | | | | | | | | | | | | | | | | | |
| Arkansas-Little Rock | 11/18/14 | | | | | | | | | | | | | | | | | | | | | | | |
| Southern Virginia | 11/19/14 | | 16 | 1 | 1 | 1.000 | 0 | 0 | .000 | 0 | 0 | .000 | 0 | 0 | 0.0 | 1 | 0 | 0 | 0 | 0 | 0 | 2 | 2.0 | |
| vs. San Diego State | 11/24/14 | | | | | | | | | | | | | | | | | | | | | | | |
| vs. Chaminade | 11/25/14 | | 5 | 0 | 0 | .000 | 0 | 0 | .000 | 0 | 0 | .000 | 0 | 2 | 2 | 1.0 | 0 | 0 | 1 | 0 | 0 | 0 | 1.0 | |
| vs. Purdue | 11/26/14 | | | | | | | | | | | | | | | | | | | | | | | |
| Eastern Kentucky | 11/29/14 | | 0+ | 0 | 0 | .000 | 0 | 0 | .000 | 0 | 0 | .000 | 0 | 0 | 0 | 0.7 | 0 | 0 | 0 | 0 | 0 | 0 | 0.7 | |
| at Utah State | 12/02/14 | | | | | | | | | | | | | | | | | | | | | | | |
| vs. Hawai'i | 12/06/14 | | 1 | 0 | 0 | .000 | 0 | 0 | .000 | 0 | 0 | .000 | 0 | 0 | 0.5 | 0 | 0 | 1 | 1 | 0 | 0 | 0 | 0.5 | |
| Utah | 12/10/14 | | | | | | | | | | | | | | | | | | | | | | | |
| at Weber State | 12/13/14 | | | | | | | | | | | | | | | | | | | | | | | |
| Stanford | 12/20/14 | | | | | | | | | | | | | | | | | | | | | | | |
| UMass | 12/23/14 | | 0+ | 0 | 0 | .000 | 0 | 0 | .000 | 0 | 0 | .000 | 0 | 0 | 0.4 | 0 | 0 | 0 | 0 | 0 | 0 | 0 | 0.4 | |
| Gonzaga | 12/27/14 | | | | | | | | | | | | | | | | | | | | | | | |
| Portland | 12/29/14 | | | | | | | | | | | | | | | | | | | | | | | |
| at Santa Clara | 01/01/15 | | 4 | 0 | 0 | .000 | 0 | 0 | .000 | 0 | 0 | .000 | 0 | 0 | 0.3 | 0 | 0 | 1 | 0 | 0 | 1 | 0 | 0.3 | |
| at San Francisco | 01/03/15 | | 3 | 0 | 1 | .000 | 0 | 0 | .000 | 0 | 0 | .000 | 0 | 0 | 0.3 | 1 | 0 | 0 | 0 | 0 | 0 | 0 | 0.3 | |
| Pepperdine | 01/08/15 | | | | | | | | | | | | | | | | | | | | | | | |
| Loyola Marymount | 01/10/15 | | | | | | | | | | | | | | | | | | | | | | | |
| at Pacific | 01/15/15 | | 1 | 0 | 0 | .000 | 0 | 0 | .000 | 0 | 2 | .000 | 0 | 1 | 1 | 0.4 | 0 | 0 | 0 | 0 | 0 | 0 | 0.3 | |
| at Saint Mary's | 01/17/15 | | | | | | | | | | | | | | | | | | | | | | | |
| at San Diego | 01/24/15 | | | | | | | | | | | | | | | | | | | | | | | |
| San Francisco | 01/29/15 | | | | | | | | | | | | | | | | | | | | | | | |
| Santa Clara | 01/31/15 | | 4 | 0 | 0 | .000 | 0 | 0 | .000 | 0 | 0 | .000 | 0 | 0 | 0.3 | 1 | 0 | 0 | 0 | 0 | 0 | 0 | 0.2 | |
| at Pepperdine | 02/05/15 | | | | | | | | | | | | | | | | | | | | | | | |
| at Loyola Marymount | 02/07/15 | | | | | | | | | | | | | | | | | | | | | | | |
| Saint Mary's | 02/12/15 | | | | | | | | | | | | | | | | | | | | | | | |
| Pacific | 02/14/15 | | | | | | | | | | | | | | | | | | | | | | | |
| San Diego | 02/19/15 | | | | | | | | | | | | | | | | | | | | | | | |
| at Portland | 02/26/15 | | | | | | | | | | | | | | | | | | | | | | | |
| at Gonzaga | 02/28/15 | | | | | | | | | | | | | | | | | | | | | | | |
| Totals | | 0 | 34 | 1 | 2 | .500 | 0 | 0 | .000 | 0 | 2 | .000 | 0 | 3 | 3 | 0.3 | 3 | 0 | 3 | 1 | 0 | 1 | 2 | 0.2 |

CAREER STATISTICS (ALL GAMES)

| Year | GP | GS | Min | Avg | FG | FGA | Pct | 3FG | FGA | Pct | FT | FTA | Pct | Off | Def | TR | Avg | PF | FO | A | TO | Blk | Stl | Pts | Avg |
|---------|----|----|-----|-----|----|-----|------|-----|-----|------|----|-----|------|-----|-----|----|-----|----|----|---|----|-----|-----|-----|-----|
| 2014-15 | 9 | 0 | 34 | 3.8 | 1 | 2 | .500 | 0 | 0 | .000 | 0 | 2 | .000 | 0 | 3 | 3 | 0.3 | 3 | 0 | 3 | 1 | 0 | 1 | 2 | 0.2 |
| TOTAL | 9 | 0 | 34 | 3.8 | 1 | 2 | .500 | 0 | 0 | .000 | 0 | 2 | .000 | 0 | 3 | 3 | 0.3 | 3 | 0 | 3 | 1 | 0 | 1 | 2 | 0.2 |

CAREER STATISTICS (CONFERENCE GAMES)

| Year | GP | GS | Min | Avg | FG | FGA | Pct | 3FG | FGA | Pct | FT | FTA | Pct | Off | Def | TR | Avg | PF | FO | A | TO | Blk | Stl | Pts | Avg |
|---------|----|----|-----|-----|----|-----|------|-----|-----|------|----|-----|------|-----|-----|----|-----|----|----|---|----|-----|-----|-----|-----|
| 2014-15 | 4 | 0 | 12 | 3.0 | 0 | 1 | .000 | 0 | 0 | .000 | 0 | 2 | .000 | 0 | 1 | 1 | 0.3 | 2 | 0 | 1 | 0 | 0 | 1 | 0 | 0.0 |
| TOTAL | 4 | 0 | 12 | 3.0 | 0 | 1 | .000 | 0 | 0 | .000 | 0 | 2 | .000 | 0 | 1 | 1 | 0.3 | 2 | 0 | 1 | 0 | 0 | 1 | 0 | 0.0 |

#3 • TYLER HAWS
6-5 • 195 • SR • GUARD



ALPINE, UTAH
LONE PEAK HS

2014-15 SEASON — PPG: 22.6 RPG: 4.4 APG: 2.5 SPG: 1.0 BPG: 0.3 FG%: .479 3FG%: .373 FT%: .890

Last Time Out

- Scored 21 points and added 4 assists, 3 rebounds and 1 steal vs. Santa Clara ... passed Danny Ainge for second BYU's career scoring list

In 2014-15 • Senior

- A team captain
- Named Preseason All-WCC as voted on by the league's coaches
- Scored a season-high 32 points, hit 13 of 14 from the free throw line and added a career-best 3 blocks against Purdue
- Scored a season-high 26 points and hit a season-best 5 threes vs. SDSU
- Scored a season-high 35 points on 10 of 19 shooting from the field, 12 of 13 from the free throw line vs. Utah State ... added 6 rebounds, 2 assists and 1 steal
- Totaled 22 points, 7 rebounds and 1 steal at San Francisco ... broke the 2,300 point mark
- Scored 26 points and added 4 rebounds, 3 assists and 1 steal against LMU ... set BYU career record for free throws made with 628
- Scored 26 points and added 5 boards, 3 assists and 2 steals at Pacific
- Had a streak of 60-consecutive games scoring in double figures

In 2013-14 • Junior

- Named an Honorable Mention All-American by the Associated Press
- Named WCC Player of the Year, to the All-WCC Team and the WCC All-Tournament Team
- Named to the USBWA All-District VIII First Team, the NABC All-District 9 First Team and the Basketball Times All-District Team (Rockies)
- Named to the All-High Major First Team, the WCC Player of the Year and to the All-WCC First Team by CollegeSportsMadness.com
- Two-time WCC Player of the Week (Jan. 13, Feb. 1)

- Ranked 6th in the nation in points per game at 23.2 (6th all-time at BYU for a single season), 5th in total points, 6th in field goal attempts and field goals made, 5th in free throws made, 27th in attempts and 19th in free throw percentage

In 2012-13 • Sophomore

- Named to All-West Coast Conference Team, USBWA All-District VIII First Team and NABC All-District 9 First Team
- Ranked 7th in the NCAA in scoring (the only BYU sophomore to finish in the top 10 and only the fifth Cougar to do so), 102nd in field goal percentage and 17th in free throw percentage

In 2011-12 • Freshman

- Named to All-MWC Third Team, Academic All-MWC and the HoopTV Las Vegas Classic All-Tournament Team
- Averaged 11.3 points and 4.2 rebounds and shot .498 from the field, .368 from three and .917 from the free throw line

Before BYU

- Played for Quincy Lewis at Lone Peak High School
- Named Deseret News Mr. Basketball as a junior and senior
- Led Lone Peak to state titles as a sophomore and junior
- Participated in the NBA Top 100 camp in Charlottesville, Va., and the Reebok All-America camp in Philadelphia in summer of 2008

Personal

- Parents are Marty and Tiffanie Haws
- Served a mission for The Church of Jesus Christ of Latter-day Saints in the Philippines
- Was born in Belgium

2014-15 SEASON HIGHS

| | |
|-------|----------------------------------|
| PTS | 35 at Utah State – 12/2/14 |
| 1st H | 17 vs. LMU – 1/10/14 |
| 2nd H | 26 at Utah State – 12/2/14 |
| REB | 8 vs. Utah – 12/10/14 |
| AST | 6 vs. Portland – 12/29/14 |
| STL | 3, twice, last vs. USF – 1/29/15 |
| BLK | 3 vs. Purdue – 11/26/14 |
| FGM | 11 vs. Pepperdine – 1/8/15 |
| FGA | 24 vs. SDSU – 11/24/14 |
| 3PM | 5 vs. SDSU – 11/24/14 |
| 3PA | 9 vs. SDSU – 11/24/14 |
| FTM | 13 vs. Purdue – 11/26/14 |
| FTA | 14 vs. Purdue – 11/26/14 |

CAREER HIGHS

| | |
|-------|---|
| PTS | 48 at Portland – 1/23/14 |
| 1st H | 29, vs. Virginia Tech – 12/29/12 |
| 2nd H | 32 at Portland – 1/23/14 (includes OT) |
| REB | 13 vs. Weber State – 11/08/13 |
| AST | 6, twice, last vs. Portland – 12/29/14 |
| STL | 4 vs. Air Force – 2/13/10 |
| BLK | 3 vs. Purdue – 11/26/14 |
| FGM | 17 at Portland – 1/23/14 |
| FGA | 34 at Portland – 1/23/14 |
| 3PM | 6 vs. Virginia Tech – 12/29/12 |
| 3PA | 9 vs. San Diego State – 11/24/14 |
| FTM | 14, twice, last vs. USF – 3/10/14 |
| FTA | 14, 5 times, last vs. Purdue – 11/26/14 |

MISCELLANEOUS

| | 14-15 | Career |
|----------------------|-----------|-------------|
| Double-Figure Points | 23 (16-7) | 111 (80-31) |
| 20-plus Points | 17 (11-6) | 68 (47-21) |
| Double-Figure Reb | 0 (0-0) | 3 (3-0) |
| Double-Doubles | 0 (0-0) | 3 (3-0) |
| 3-plus Steals | 1 (1-0) | 12 (10-2) |
| 3-plus Blocks | 1 (0-1) | 1 (0-1) |
| 3-plus 3-point FG | 6 (4-2) | 18 (14-4) |
| Scoring Leader | 20 (13-7) | 69 (46-23) |
| Rebound Leader | 3 (1-2) | 16 (11-5) |
| Assist Leader | 3 (2-1) | 15 (9-6) |

2014-15 GAME-BY-GAME

| Opponent | Date | GS | Min | FG | FGA | Pct | 3FG | FGA | Pct | FT | FTA | Pct | Off | Def | TR | Avg | PF | FO | A | TO | Blk | Stl | Pts | Avg |
|----------------------|----------|----|-----|-----|-----|------|-----|-----|-------|-----|-----|-------|-----|-----|-----|-----|----|----|----|----|-----|-----|-----|------|
| Long Beach State | 11/14/14 | * | 33 | 7 | 13 | .538 | 2 | 5 | .400 | 5 | 6 | .833 | 0 | 3 | 3 | 3.0 | 3 | 0 | 1 | 4 | 1 | 3 | 21 | 21.0 |
| Arkansas-Little Rock | 11/18/14 | * | 30 | 6 | 11 | .545 | 1 | 4 | .250 | 5 | 6 | .833 | 0 | 4 | 4 | 3.5 | 0 | 0 | 5 | 1 | 0 | 2 | 18 | 19.5 |
| Southern Virginia | 11/19/14 | * | 17 | 3 | 10 | .300 | 0 | 2 | .000 | 7 | 7 | 1.000 | 1 | 2 | 3 | 3.3 | 2 | 0 | 1 | 2 | 0 | 0 | 13 | 17.3 |
| vs. San Diego State | 11/24/14 | * | 48 | 9 | 24 | .375 | 5 | 9 | .556 | 3 | 4 | .750 | 2 | 0 | 2 | 3.0 | 1 | 0 | 1 | 4 | 0 | 1 | 26 | 19.5 |
| vs. Chaminade | 11/25/14 | * | 16 | 6 | 7 | .857 | 1 | 2 | .500 | 6 | 6 | 1.000 | 1 | 0 | 1 | 2.6 | 2 | 0 | 3 | 0 | 0 | 0 | 19 | 19.4 |
| vs. Purdue | 11/26/14 | * | 40 | 9 | 19 | .474 | 1 | 3 | .333 | 13 | 14 | .929 | 0 | 5 | 5 | 3.0 | 0 | 0 | 2 | 2 | 3 | 0 | 32 | 21.5 |
| Eastern Kentucky | 11/29/14 | * | 31 | 10 | 15 | .667 | 4 | 8 | .500 | 2 | 2 | 1.000 | 2 | 2 | 4 | 3.1 | 1 | 0 | 4 | 2 | 0 | 0 | 26 | 22.1 |
| at Utah State | 12/02/14 | * | 32 | 10 | 19 | .526 | 3 | 8 | .375 | 12 | 13 | .923 | 2 | 4 | 6 | 3.5 | 3 | 0 | 2 | 2 | 0 | 1 | 35 | 23.8 |
| vs. Hawai'i | 12/06/14 | * | 34 | 9 | 17 | .529 | 2 | 5 | .400 | 10 | 10 | 1.000 | 2 | 5 | 7 | 3.9 | 2 | 0 | 1 | 1 | 0 | 1 | 30 | 24.4 |
| Utah | 12/10/14 | * | 39 | 9 | 22 | .409 | 3 | 5 | .600 | 2 | 3 | .667 | 2 | 6 | 8 | 4.3 | 3 | 0 | 1 | 2 | 1 | 0 | 23 | 24.3 |
| at Weber State | 12/13/14 | * | 31 | 5 | 10 | .500 | 1 | 2 | .500 | 8 | 10 | .800 | 2 | 5 | 7 | 4.5 | 1 | 0 | 5 | 4 | 0 | 1 | 19 | 23.8 |
| Stanford | 12/20/14 | * | 33 | 8 | 15 | .533 | 3 | 7 | .429 | 5 | 7 | .714 | 1 | 2 | 3 | 4.4 | 1 | 0 | 4 | 0 | 0 | 0 | 24 | 23.8 |
| UMass | 12/23/14 | * | 27 | 2 | 9 | .222 | 0 | 3 | .000 | 0 | 1 | .000 | 0 | 3 | 3 | 4.3 | 0 | 0 | 2 | 0 | 0 | 0 | 4 | 22.3 |
| Gonzaga | 12/27/14 | * | 33 | 4 | 12 | .333 | 0 | 3 | .000 | 9 | 9 | 1.000 | 0 | 4 | 4 | 4.3 | 1 | 0 | 1 | 0 | 0 | 0 | 17 | 21.9 |
| Portland | 12/29/14 | * | 35 | 8 | 20 | .400 | 1 | 5 | .200 | 7 | 8 | .875 | 1 | 4 | 5 | 4.3 | 2 | 0 | 6 | 1 | 0 | 2 | 24 | 22.1 |
| at Santa Clara | 01/01/15 | * | 24 | 5 | 9 | .556 | 0 | 2 | .000 | 4 | 5 | .800 | 1 | 2 | 3 | 4.3 | 0 | 0 | 3 | 1 | 0 | 1 | 14 | 21.6 |
| at San Francisco | 01/03/15 | * | 28 | 8 | 12 | .667 | 3 | 4 | .750 | 3 | 4 | .750 | 3 | 4 | 7 | 4.4 | 1 | 0 | 0 | 0 | 0 | 1 | 22 | 21.6 |
| Pepperdine | 01/08/15 | * | 38 | 11 | 22 | .500 | 2 | 5 | .400 | 2 | 2 | 1.000 | 2 | 4 | 6 | 4.5 | 0 | 0 | 1 | 1 | 2 | 1 | 26 | 21.8 |
| Loyola Marymount | 01/10/15 | * | 31 | 9 | 16 | .563 | 1 | 4 | .250 | 7 | 7 | 1.000 | 2 | 2 | 4 | 4.5 | 0 | 0 | 3 | 3 | 0 | 1 | 26 | 22.1 |
| at Pacific | 01/15/15 | * | 35 | 8 | 16 | .500 | 1 | 1 | 1.000 | 9 | 10 | .900 | 1 | 4 | 5 | 4.5 | 2 | 0 | 3 | 2 | 0 | 2 | 26 | 22.3 |
| at Saint Mary's | 01/17/15 | * | 36 | 9 | 19 | .474 | 1 | 4 | .250 | 9 | 11 | .818 | 4 | 2 | 6 | 4.6 | 2 | 0 | 3 | 3 | 0 | 2 | 28 | 22.5 |
| at San Diego | 01/24/15 | * | 34 | 5 | 13 | .385 | 0 | 2 | .000 | 10 | 11 | .909 | 0 | 2 | 2 | 4.5 | 2 | 0 | 3 | 2 | 0 | 0 | 20 | 22.4 |
| San Francisco | 01/29/15 | * | 36 | 9 | 20 | .450 | 1 | 5 | .200 | 9 | 10 | .900 | 0 | 4 | 4 | 4.4 | 0 | 0 | 1 | 2 | 0 | 3 | 28 | 22.7 |
| Santa Clara | 01/31/15 | * | 29 | 6 | 15 | .400 | 2 | 4 | .500 | 7 | 7 | 1.000 | 1 | 2 | 3 | 4.4 | 1 | 0 | 4 | 1 | 0 | 1 | 21 | 22.6 |
| at Pepperdine | 02/05/15 | | | | | | | | | | | | | | | | | | | | | | | |
| at Loyola Marymount | 02/07/15 | | | | | | | | | | | | | | | | | | | | | | | |
| Saint Mary's | 02/12/15 | | | | | | | | | | | | | | | | | | | | | | | |
| Pacific | 02/14/15 | | | | | | | | | | | | | | | | | | | | | | | |
| San Diego | 02/19/15 | | | | | | | | | | | | | | | | | | | | | | | |
| at Portland | 02/26/15 | | | | | | | | | | | | | | | | | | | | | | | |
| at Gonzaga | 02/28/15 | | | | | | | | | | | | | | | | | | | | | | | |
| Totals | | | 24 | 770 | 175 | .479 | 38 | 102 | .373 | 154 | 173 | .890 | 30 | 75 | 105 | 4.4 | 30 | 0 | 60 | 40 | 7 | 23 | 542 | 22.6 |


CAREER STATISTICS (ALL GAMES)

| Year | GP | GS | Min | Avg | FG | FGA | Pct | 3FG | FGA | Pct | FT | FTA | Pct | Off | Def | TR | Avg | PF | FO | A | TO | Blk | Stl | Pts | Avg |
|---------|-----|-----|------|------|-----|------|------|-----|-----|------|-----|-----|------|-----|-----|-----|-----|-----|----|-----|-----|-----|-----|------|------|
| 2009-10 | 35 | 33 | 924 | 26.4 | 131 | 263 | .498 | 25 | 68 | .368 | 110 | 120 | .917 | 49 | 97 | 146 | 4.2 | 53 | 0 | 54 | 41 | 5 | 26 | 397 | 11.3 |
| 2012-13 | 36 | 36 | 1235 | 34.3 | 276 | 571 | .483 | 43 | 113 | .381 | 185 | 211 | .877 | 49 | 116 | 165 | 4.6 | 54 | 0 | 71 | 71 | 5 | 45 | 780 | 21.7 |
| 2013-14 | 33 | 33 | 1143 | 34.6 | 252 | 544 | .463 | 40 | 99 | .404 | 223 | 253 | .881 | 33 | 93 | 126 | 3.8 | 75 | 1 | 49 | 63 | 9 | 34 | 767 | 23.2 |
| 2014-15 | 24 | 24 | 770 | 32.1 | 175 | 365 | .479 | 38 | 102 | .373 | 154 | 173 | .890 | 30 | 75 | 105 | 4.4 | 30 | 0 | 60 | 40 | 7 | 23 | 542 | 22.6 |
| TOTAL | 128 | 126 | 4072 | 31.8 | 834 | 1743 | .478 | 146 | 382 | .382 | 672 | 757 | .888 | 161 | 381 | 542 | 4.2 | 212 | 1 | 234 | 215 | 26 | 128 | 2486 | 19.4 |

CAREER STATISTICS (CONFERENCE GAMES)

| Year | GP | GS | Min | Avg | FG | FGA | Pct | 3FG | FGA | Pct | FT | FTA | Pct | Off | Def | TR | Avg | PF | FO | A | TO | Blk | Stl | Pts | Avg |
|---------|----|----|------|------|-----|-----|------|-----|-----|------|-----|-----|------|-----|-----|-----|-----|----|----|-----|----|-----|-----|------|------|
| 2009-10 | 16 | 16 | 424 | 26.5 | 57 | 129 | .442 | 14 | 37 | .378 | 51 | 55 | .927 | 24 | 40 | 64 | 4.0 | 18 | 0 | 28 | 18 | 2 | 13 | 179 | 11.2 |
| 2012-13 | 16 | 16 | 562 | 35.1 | 117 | 247 | .474 | 15 | 41 | .366 | 80 | 98 | .816 | 18 | 55 | 73 | 4.6 | 24 | 0 | 24 | 26 | 0 | 18 | 329 | 20.6 |
| 2013-14 | 18 | 18 | 617 | 34.3 | 143 | 298 | .480 | 23 | 50 | .460 | 114 | 131 | .870 | 13 | 40 | 53 | 2.9 | 40 | 1 | 29 | 34 | 7 | 19 | 423 | 23.5 |
| 2014-15 | 11 | 11 | 359 | 32.6 | 82 | 174 | .471 | 12 | 39 | .308 | 76 | 84 | .905 | 15 | 34 | 49 | 4.5 | 11 | 0 | 28 | 16 | 2 | 14 | 252 | 22.9 |
| TOTAL | 61 | 61 | 1962 | 32.2 | 399 | 848 | .471 | 64 | 167 | .383 | 321 | 368 | .872 | 70 | 169 | 239 | 3.9 | 93 | 1 | 109 | 94 | 11 | 64 | 1183 | 19.4 |

#10 • RYAN ANDRUS
6-11 • 215 • FR • FORWARD



AMERICAN FORK, UTAH
AMERICAN FORK HS

2014-15 SEASON — PPG: 1.7 RPG: 1.4 APG: 0.1 SPG: 0.0 BPG: 0.0 FG%: .556 3FG%: .333 FT%: .500

Last Time Out

- Tied a season high with 5 points and set a season high with 8 rebounds against Santa Clara

- Has two brothers and one sister
- Also recruited by Utah and Utah State

In 2014-15

- Scored 3 points, grabbed 3 rebounds and had an assist in 16 minutes against Southern Virginia
- Scored a career-best 5 points and hit his first career three at Pacific

Before BYU

- A four-year letterman playing for Doug Meacham at American Fork High School
- As a senior averaged 14.9 points, 7.7 rebounds and 1.7 assists as American Fork finished 17-9 overall and 8-4 in region play and advanced to the 5A state semifinals
- Named first-team all-state by the Deseret News and the Salt Lake Tribune
- As a junior averaged 19.4 points, 6.5 rebounds, 1.5 assists and 1.1 steals as American Fork finished 17-9 overall and 7-3 in region play and advanced to the 5A state semifinals
- Named first-team all-state by the Deseret News, second-team all-state by the Salt Lake Tribune, All-Valley by the Daily Herald
- As a sophomore averaged 5.8 points and 3.8 rebounds as American Fork finished 19-3 overall and 9-1 in region play
- Played for DreamVision during the AAU season

Personal

- Parents are David and Yvonne Andrus

2014-15 GAME-BY-GAME

| Opponent | Date | GS | Min | FG | FGA | Pct | 3FG | FGA | Pct | FT | FTA | Pct | Off | Def | TR | Avg | PF | FO | A | TO | Blk | Stl | Pts | Avg |
|----------------------|----------|----|-----|----|-----|-------|-----|-----|-------|----|-----|------|-----|-----|----|-----|----|----|---|----|-----|-----|-----|-----|
| Long Beach State | 11/14/14 | | | | | | | | | | | | | | | | | | | | | | | |
| Arkansas-Little Rock | 11/18/14 | | 1 | 0 | 0 | .000 | 0 | 0 | .000 | 0 | 0 | .000 | 0 | 0 | 0 | 0.0 | 0 | 0 | 0 | 0 | 0 | 0 | 0 | 0.0 |
| Southern Virginia | 11/19/14 | | 16 | 1 | 2 | .500 | 0 | 1 | .000 | 1 | 2 | .500 | 1 | 2 | 3 | 1.5 | 1 | 0 | 1 | 0 | 0 | 0 | 3 | 1.5 |
| vs. San Diego State | 11/24/14 | | | | | | | | | | | | | | | | | | | | | | | |
| vs. Chaminade | 11/25/14 | | 3 | 0 | 0 | .000 | 0 | 0 | .000 | 0 | 0 | .000 | 0 | 1 | 1 | 1.3 | 0 | 0 | 0 | 1 | 0 | 0 | 0 | 1.0 |
| vs. Purdue | 11/26/14 | | | | | | | | | | | | | | | | | | | | | | | |
| Eastern Kentucky | 11/29/14 | | | | | | | | | | | | | | | | | | | | | | | |
| at Utah State | 12/02/14 | | | | | | | | | | | | | | | | | | | | | | | |
| vs. Hawai'i | 12/06/14 | | 1 | 0 | 1 | .000 | 0 | 0 | .000 | 0 | 0 | .000 | 1 | 0 | 1 | 1.3 | 0 | 0 | 0 | 0 | 0 | 0 | 0 | 0.8 |
| Utah | 12/10/14 | | | | | | | | | | | | | | | | | | | | | | | |
| at Weber State | 12/13/14 | | | | | | | | | | | | | | | | | | | | | | | |
| Stanford | 12/20/14 | | | | | | | | | | | | | | | | | | | | | | | |
| UMass | 12/23/14 | | | | | | | | | | | | | | | | | | | | | | | |
| Gonzaga | 12/27/14 | | | | | | | | | | | | | | | | | | | | | | | |
| Portland | 12/29/14 | | | | | | | | | | | | | | | | | | | | | | | |
| at Santa Clara | 01/01/15 | | 3 | 1 | 2 | .500 | 0 | 0 | .000 | 0 | 0 | .000 | 0 | 0 | 0 | 1.0 | 0 | 0 | 0 | 0 | 0 | 0 | 2 | 1.0 |
| at San Francisco | 01/03/15 | | 3 | 0 | 0 | .000 | 0 | 0 | .000 | 0 | 0 | .000 | 0 | 0 | 0 | 0.8 | 0 | 0 | 0 | 0 | 0 | 0 | 0 | 0.8 |
| Pepperdine | 01/08/15 | | | | | | | | | | | | | | | | | | | | | | | |
| Loyola Marymount | 01/10/15 | | | | | | | | | | | | | | | | | | | | | | | |
| at Pacific | 01/15/15 | | 7 | 2 | 2 | 1.000 | 1 | 1 | 1.000 | 0 | 0 | .000 | 0 | 0 | 0 | 0.7 | 1 | 0 | 0 | 0 | 0 | 0 | 5 | 1.4 |
| at Saint Mary's | 01/17/15 | | 1 | 0 | 1 | .000 | 0 | 1 | .000 | 0 | 0 | .000 | 0 | 0 | 0 | 0.6 | 0 | 0 | 0 | 0 | 0 | 0 | 0 | 1.3 |
| at San Diego | 01/24/15 | | | | | | | | | | | | | | | | | | | | | | | |
| San Francisco | 01/29/15 | | 5 | 1 | 1 | 1.000 | 0 | 0 | .000 | 0 | 0 | .000 | 1 | 0 | 1 | 0.7 | 2 | 0 | 0 | 0 | 0 | 0 | 2 | 1.3 |
| Santa Clara | 01/31/15 | | 12 | 0 | 1 | .000 | 0 | 0 | .000 | 5 | 6 | .833 | 5 | 3 | 8 | 1.4 | 1 | 0 | 0 | 2 | 0 | 0 | 5 | 1.7 |
| at Pepperdine | 02/05/15 | | | | | | | | | | | | | | | | | | | | | | | |
| at Loyola Marymount | 02/07/15 | | | | | | | | | | | | | | | | | | | | | | | |
| Saint Mary's | 02/12/15 | | | | | | | | | | | | | | | | | | | | | | | |
| Pacific | 02/14/15 | | | | | | | | | | | | | | | | | | | | | | | |
| San Diego | 02/19/15 | | | | | | | | | | | | | | | | | | | | | | | |
| at Portland | 02/26/15 | | | | | | | | | | | | | | | | | | | | | | | |
| at Gonzaga | 02/28/15 | | | | | | | | | | | | | | | | | | | | | | | |
| Totals | | 0 | 52 | 5 | 10 | .500 | 1 | 3 | .333 | 6 | 8 | .750 | 8 | 6 | 14 | 1.4 | 5 | 0 | 1 | 3 | 0 | 0 | 17 | 1.7 |

CAREER STATISTICS (ALL GAMES)

| Year | GP | GS | Min | Avg | FG | FGA | Pct | 3FG | FGA | Pct | FT | FTA | Pct | Off | Def | TR | Avg | PF | FO | A | TO | Blk | Stl | Pts | Avg |
|---------|----|----|-----|-----|----|-----|------|-----|-----|------|----|-----|------|-----|-----|----|-----|----|----|---|----|-----|-----|-----|-----|
| 2014-15 | 10 | 0 | 52 | 5.2 | 5 | 10 | .500 | 1 | 3 | .333 | 6 | 8 | .750 | 8 | 6 | 14 | 1.4 | 5 | 0 | 1 | 3 | 0 | 0 | 17 | 1.7 |
| TOTAL | 10 | 0 | 52 | 5.2 | 5 | 10 | .500 | 1 | 3 | .333 | 6 | 8 | .750 | 8 | 6 | 14 | 1.4 | 5 | 0 | 1 | 3 | 0 | 0 | 17 | 1.7 |

CAREER STATISTICS (CONFERENCE GAMES)

| Year | GP | GS | Min | Avg | FG | FGA | Pct | 3FG | FGA | Pct | FT | FTA | Pct | Off | Def | TR | Avg | PF | FO | A | TO | Blk | Stl | Pts | Avg |
|---------|----|----|-----|-----|----|-----|------|-----|-----|------|----|-----|------|-----|-----|----|-----|----|----|---|----|-----|-----|-----|-----|
| 2014-15 | 6 | 0 | 31 | 5.2 | 4 | 7 | .571 | 1 | 2 | .500 | 5 | 6 | .833 | 6 | 3 | 9 | 1.5 | 4 | 0 | 0 | 2 | 0 | 0 | 14 | 2.3 |
| TOTAL | 6 | 0 | 31 | 5.2 | 4 | 7 | .571 | 1 | 2 | .500 | 5 | 6 | .833 | 6 | 3 | 9 | 1.5 | 4 | 0 | 0 | 2 | 0 | 0 | 14 | 2.3 |

#12 • JOSH SHARP
6-7 • 190 • SR • FORWARD



HIGHLAND, UTAH
UTAH

2014-15 SEASON — PPG: 1.3 RPG: 1.2 APG: 0.2 SPG: 0.2 BPG: 0.2 FG%: .636 3FG%: .500 FT%: .500

Last Time Out

- Scored 3 points in 3 minutes against Santa Clara

In 2014-15 • Senior

- Scored 3 points and grabbed 1 rebound against Arkansas-Little Rock
- Scored 4 points, grabbed 4 rebounds and added an assist, a steal and a block against Southern Virginia
- Posted 2 points, 2 boards and 1 block at Pacific

In 2013-14 • Junior

- Posted season highs of 10 points (Loyola Marymount), 7 rebounds (Pacific), 3 assists (San Diego), 2 steals (at San Diego), 3 field goals made (Loyola Marymount), 4 free throws made (Loyola Marymount)
- Scored 10 points and grabbed four rebounds against Loyola Marymount on Jan. 11
- Grabbed seven rebounds and had 2 assists against Pacific on Jan. 30
- Averaged 1.4 points and 2.4 rebounds and shot .630 from the field and .579 from the free throw line

In 2012-13 • Sophomore

- Was 15th in the WCC in all games in offensive rebounds and 9th in the WCC in conference games
- Played in 32 games, started 22, recorded double-figure points 4 times, double-figure rebounds 3 times ... did not play in the last four games of the season due to a strained Achilles
- Had 3 or more offensive rebounds 11 times

- Tied for second all-time at BYU with 9 offensive rebounds against Loyola Marymount in Provo
- Led team in scoring once against No. 10 Gonzaga and in rebounding 4 times
- Posted season highs of 14 points (at Gonzaga, vs. Santa Clara), 12 rebounds (vs. LMU), 2 assists (5 times), 2 steals (three times) and 2 blocks (twice)
- Averaged 4.4 points, 3.9 rebounds, 0.7 assists and 0.4 steals, shot .567 from the field and .718 from the free throw line

In 2011-12 • Freshman

- Played in 28 games
- Received Bronze Honors on the WCC Commissioner's Honor Roll
- Posted season highs of 5 points, 6 rebounds, 3 assists, 1 block and 1 steal

Before BYU

- Played for Quincy Lewis
- Helped the Knights to back-to-back state titles in 2007-08
- Named first-team all-state by the Deseret News and Salt Lake Tribune
- A team captain as a senior and averaged 13.5 points and 6.3 rebounds as a senior

Personal

- Parents are Joe and Debbie Sharp
- Wife's name is Jordan and they have a daughter, Jaycee
- Served a mission for The Church of Jesus Christ of Latter-day Saints in Houston

2014-15 SEASON HIGHS

| | |
|-------|--|
| PTS | 4 vs. SVU – 11/19/14 |
| 1st H | 2, twice, last at Pacific – 1/15/15 |
| 2nd H | 4 vs. SVU – 11/19/14 |
| REB | 4 vs. SVU – 11/19/14 |
| AST | 1, 3 times, last at Santa Clara – 1/1/15 |
| STL | 2 vs. Chaminade – 11/25/14 |
| BLK | 1, 3 times, last at Pacific – 1/15/15 |
| FGM | 2 vs. SVU – 11/19/14 |
| FGA | 2, 3 times, last vs. Santa Clara – 1/31/15 |
| 3PM | 1 vs. Santa Clara – 1/31/15 |
| 3PA | 2 vs. Santa Clara – 1/31/15 |
| FTM | 1, twice, last vs. Chaminade – 11/25/14 |
| FTA | 2, twice, last vs. Chaminade – 11/25/14 |

CAREER HIGHS

| | |
|-------|--|
| PTS | 14 at Gonzaga – 1/24/13, SCU – 2/2/13 |
| 1st H | 10 at Gonzaga – 1/24/13 |
| 2nd H | 8 vs. Virginia Tech – 12/29/12 |
| REB | 12 vs. LMU – 1/3/13 |
| AST | 3, twice, last vs. San Diego – 1/04/14 |
| STL | 2, 4 times, last at USD – 3/01/14 |
| BLK | 2, twice, last vs. CSUN – 11/24/12 |
| FGM | 6 vs. Montana – 11/28/12 |
| FGA | 8 vs. Montana – 11/28/12 |
| 3PM | 1, 3 times, last vs. SMC – 1/16/13 |
| 3PA | 1, 13 times, last at Pepperdine – 12/30/13 |
| FTM | 4, 4 times, last vs. LMU – 1/11/14 |
| FTA | 6 at Gonzaga – 1/24/13 |

MISCELLANEOUS

| | 14-15 | Career |
|----------------------|---------|---------|
| Double-Figure Points | 0 (0-0) | 5 (4-1) |
| 20-plus Points | 0 (0-0) | 0 (0-0) |
| Double-Figure Reb | 0 (0-0) | 3 (2-1) |
| Double-Doubles | 0 (0-0) | 0 (0-0) |
| 3-plus Steals | 0 (0-0) | 0 (0-0) |
| 3-plus Blocks | 0 (0-0) | 0 (0-0) |
| 3-plus 3-point FG | 0 (0-0) | 0 (0-0) |
| Scoring Leader | 0 (0-0) | 1 (0-1) |
| Rebound Leader | 0 (0-0) | 4 (3-1) |
| Assist Leader | 0 (0-0) | 1 (1-0) |

2014-15 GAME-BY-GAME

| Opponent | Date | GS | Min | FG | FGA | Pct | 3FG | FGA | Pct | FT | FTA | Pct | Off | Def | TR | Avg | PF | FO | A | TO | Blk | Stl | Pts | Avg | |
|----------------------|----------|----|-----|----|-----|-------|------|-----|------|------|-----|------|------|-----|----|-----|-----|----|---|----|-----|-----|-----|-----|-----|
| Long Beach State | 11/14/14 | | 4 | 0 | 0 | .000 | 0 | 0 | .000 | 0 | 0 | .000 | 0 | 0 | 0 | 0.0 | 0 | 0 | 0 | 0 | 0 | 0 | 0 | 0.0 | |
| Arkansas-Little Rock | 11/18/14 | | 5 | 1 | 1 | 1.000 | 0 | 0 | .000 | 1 | 2 | .500 | 1 | 0 | 1 | 0.5 | 3 | 0 | 0 | 0 | 0 | 0 | 3 | 1.5 | |
| Southern Virginia | 11/19/14 | | 10 | 2 | 2 | 1.000 | 0 | 0 | .000 | 0 | 0 | .000 | 3 | 1 | 4 | 1.7 | 0 | 0 | 1 | 0 | 1 | 1 | 4 | 2.3 | |
| vs. San Diego State | 11/24/14 | | | | | | | | | | | | | | | | | | | | | | | | |
| vs. Chaminade | 11/25/14 | | 7 | 0 | 0 | .000 | 0 | 0 | .000 | 1 | 2 | .500 | 1 | 1 | 2 | 1.8 | 2 | 0 | 0 | 0 | 0 | 2 | 1 | 2.0 | |
| vs. Purdue | 11/26/14 | | | | | | | | | | | | | | | | | | | | | | | | |
| Eastern Kentucky | 11/29/14 | | 11 | 0 | 0 | .000 | 0 | 0 | .000 | 0 | 0 | .000 | 0 | 2 | 2 | 1.8 | 1 | 0 | 1 | 1 | 0 | 0 | 0 | 1.6 | |
| at Utah State | 12/02/14 | | 9 | 1 | 2 | .500 | 0 | 0 | .000 | 0 | 0 | .000 | 1 | 0 | 1 | 1.7 | 0 | 0 | 0 | 0 | 0 | 0 | 2 | 1.7 | |
| vs. Hawai'i | 12/06/14 | | 2 | 1 | 1 | 1.000 | 0 | 0 | .000 | 0 | 0 | .000 | 0 | 0 | 0 | 1.4 | 1 | 0 | 0 | 0 | 0 | 0 | 2 | 1.7 | |
| Utah | 12/10/14 | | 7 | 0 | 1 | .000 | 0 | 0 | .000 | 0 | 0 | .000 | 0 | 0 | 0 | 1.3 | 2 | 0 | 0 | 0 | 1 | 0 | 0 | 1.5 | |
| at Weber State | 12/13/14 | | | | | | | | | | | | | | | | | | | | | | | | |
| Stanford | 12/20/14 | | | | | | | | | | | | | | | | | | | | | | | | |
| UMass | 12/23/14 | | | | | | | | | | | | | | | | | | | | | | | | |
| Gonzaga | 12/27/14 | | | | | | | | | | | | | | | | | | | | | | | | |
| Portland | 12/29/14 | | | | | | | | | | | | | | | | | | | | | | | | |
| at Santa Clara | 01/01/15 | | 6 | 0 | 1 | .000 | 0 | 0 | .000 | 0 | 0 | .000 | 0 | 2 | 2 | 1.3 | 1 | 0 | 1 | 0 | 0 | 0 | 0 | 1.3 | |
| at San Francisco | 01/03/15 | | 6 | 0 | 0 | .000 | 0 | 0 | .000 | 0 | 0 | .000 | 0 | 1 | 1 | 1.3 | 1 | 0 | 0 | 1 | 0 | 0 | 0 | 1.2 | |
| Pepperdine | 01/08/15 | | | | | | | | | | | | | | | | | | | | | | | | |
| Loyola Marymount | 01/10/15 | | 5 | 0 | 0 | .000 | 0 | 0 | .000 | 0 | 0 | .000 | 0 | 1 | 1 | 1.3 | 0 | 0 | 0 | 0 | 0 | 0 | 0 | 1.1 | |
| at Pacific | 01/15/15 | | 2 | 1 | 1 | 1.000 | 0 | 0 | .000 | 0 | 0 | .000 | 1 | 1 | 2 | 1.3 | 0 | 0 | 0 | 0 | 1 | 0 | 2 | 1.2 | |
| at Saint Mary's | 01/17/15 | | | | | | | | | | | | | | | | | | | | | | | | |
| at San Diego | 01/24/15 | | | | | | | | | | | | | | | | | | | | | | | | |
| San Francisco | 01/29/15 | | | | | | | | | | | | | | | | | | | | | | | | |
| Santa Clara | 01/31/15 | | 3 | 1 | 2 | .500 | 1 | 2 | .500 | 0 | 0 | .000 | 0 | 0 | 0 | 1.2 | 1 | 0 | 0 | 0 | 0 | 0 | 3 | 1.3 | |
| at Pepperdine | 02/05/15 | | | | | | | | | | | | | | | | | | | | | | | | |
| at Loyola Marymount | 02/07/15 | | | | | | | | | | | | | | | | | | | | | | | | |
| Saint Mary's | 02/12/15 | | | | | | | | | | | | | | | | | | | | | | | | |
| Pacific | 02/14/15 | | | | | | | | | | | | | | | | | | | | | | | | |
| San Diego | 02/19/15 | | | | | | | | | | | | | | | | | | | | | | | | |
| at Portland | 02/26/15 | | | | | | | | | | | | | | | | | | | | | | | | |
| at Gonzaga | 02/28/15 | | | | | | | | | | | | | | | | | | | | | | | | |
| Totals | | | 0 | 77 | 7 | 11 | .636 | 1 | 2 | .500 | 2 | 4 | .500 | 7 | 9 | 16 | 1.2 | 12 | 0 | 3 | 2 | 3 | 3 | 17 | 1.3 |

CAREER STATISTICS (ALL GAMES)

| Year | GP | GS | Min | Avg | FG | FGA | Pct | 3FG | FGA | Pct | FT | FTA | Pct | Off | Def | TR | Avg | PF | FO | A | TO | Blk | Stl | Pts | Avg |
|---------|-----|----|------|------|----|-----|------|-----|-----|------|----|-----|------|-----|-----|-----|-----|-----|----|----|----|-----|-----|-----|-----|
| 2011-12 | 28 | 0 | 197 | 7.0 | 9 | 23 | .391 | 1 | 5 | .200 | 14 | 23 | .609 | 16 | 22 | 38 | 1.4 | 21 | 0 | 12 | 12 | 3 | 4 | 33 | 1.2 |
| 2012-13 | 32 | 22 | 592 | 18.5 | 55 | 97 | .567 | 2 | 6 | .333 | 28 | 39 | .718 | 60 | 64 | 124 | 3.9 | 68 | 0 | 21 | 21 | 7 | 13 | 140 | 4.4 |
| 2013-14 | 32 | 3 | 352 | 11.0 | 17 | 27 | .630 | 0 | 2 | .000 | 11 | 19 | .579 | 26 | 51 | 77 | 2.4 | 52 | 0 | 14 | 6 | 8 | 5 | 45 | 1.4 |
| 2014-15 | 13 | 0 | 77 | 5.9 | 7 | 11 | .636 | 1 | 2 | .500 | 2 | 4 | .500 | 7 | 9 | 16 | 1.2 | 12 | 0 | 3 | 2 | 3 | 3 | 17 | 1.3 |
| TOTAL | 105 | 25 | 1218 | 11.6 | 88 | 158 | .557 | 4 | 15 | .267 | 55 | 85 | .647 | 109 | 146 | 255 | 2.4 | 153 | 0 | 50 | 41 | 21 | 25 | 235 | 2.2 |

CAREER STATISTICS (CONFERENCE GAMES)

| Year | GP | GS | Min | Avg | FG | FGA | Pct | 3FG | FGA | Pct | FT | FTA | Pct | Off | Def | TR | Avg | PF | FO | A | TO | Blk | Stl | Pts | Avg |
|---------|----|----|-----|------|----|-----|------|-----|-----|------|----|-----|------|-----|-----|-----|-----|----|----|----|----|-----|-----|-----|-----|
| 2011-12 | 13 | 0 | 63 | 4.8 | 0 | 4 | .000 | 0 | 1 | .000 | 10 | 14 | .714 | 6 | 4 | 10 | 0.8 | 7 | 0 | 3 | 2 | 3 | 2 | 10 | 0.8 |
| 2012-13 | 16 | 11 | 286 | 17.9 | 26 | 43 | .605 | 2 | 3 | .667 | 14 | 19 | .737 | 33 | 27 | 60 | 3.8 | 32 | 0 | 15 | 9 | 0 | 8 | 68 | 4.3 |
| 2013-14 | 18 | 3 | 244 | 13.6 | 12 | 17 | .706 | 0 | 1 | .000 | 9 | 16 | .563 | 15 | 31 | 46 | 2.6 | 38 | 0 | 9 | 2 | 4 | 5 | 33 | 1.8 |
| 2014-15 | 5 | 0 | 22 | 4.4 | 2 | 4 | .500 | 1 | 2 | .500 | 0 | 0 | .000 | 1 | 5 | 6 | 1.2 | 3 | 0 | 1 | 1 | 1 | 0 | 5 | 1.0 |
| TOTAL | 52 | 14 | 615 | 11.8 | 40 | 68 | .588 | 3 | 7 | .429 | 33 | 49 | .673 | 55 | 67 | 122 | 2.3 | 80 | 0 | 28 | 14 | 8 | 15 | 116 | 2.2 |

#15 • JAKE TOOLSON
6-5 • 215 • FR • GUARD



GILBERT, ARIZONA
HIGHLAND HS

2014-15 SEASON — PPG: 3.1 RPG: 1.8 APG: 0.6 SPG: 0.4 BPG: 0.0 FG%: .408 3FG%: .400 FT%: 1.000

Last Time Out

- Finished with 2 points and 1 rebound against Santa Clara

In 2014-15 • Freshman

- Scored 3 points, grabbed 3 rebounds and added an assist and a steal in 10 minutes of playing time against Arkansas-Little Rock
- Led the team with 15 points, also set a team season high with 5 3-pointers against SVU ... added 7 boards, 4 assists and 4 steals
- Had 8 points, hit 2 threes and added 2 rebounds and an assist vs. Chaminade
- Scored 8 points, hit 2 threes and had 2 assists at Santa Clara
- Scored 11 points on 3 of 4 3-point shooting...added 3 rebounds and 1 assist at San Francisco

Before BYU

- A four-year letterman and two-time first-team all-state honoree playing for Derrick Donaldson at Highland High School
- Scored 2,007 career points at Highland and averaged 19.1 points per game
- As a senior averaged 27.3 points, 12.1 rebounds, 3.5 assists and 1.6 steals per game and hit 59 threes
- Shot .522 from the field, .380 from three and .838 from the free-throw line
- Named first-team Division I All-Arizona by AZcentral.com and first-team All-Tribune by the East Valley Tribune
- As a junior averaged 18.9 points, 8.0 rebounds, 4.0 assists, 1.6 steals and 1.0 blocks and hit 34 threes while Highland finish 18-10 overall and 11-6 in league play

- Named first-team Division I All-Arizona by AZcentral.com and first-team All-Tribune by the East Valley Tribune
- As a sophomore averaged 18.4 points, 6.3 rebounds, 1.6 assists and 1.5 steals and hit 49 threes
- Named All-Tribune honorable mention by the East Valley Tribune
- As a freshman averaged 10.2 points, 7.2 rebounds, 1.7 assists and 1.4 steals and hit 47 threes
- Played for Nevada Select during the AAU season
- Played for the Arizona Power during the AAU season

Personal

- Parents are Troy and Sheila Toolson
- Has one brother and two sisters
- Also recruited by Arizona State, Boston College, Utah State and Saint Mary's
- Nephew of former BYU great Danny Ainge

2014-15 SEASON HIGHS

| | |
|-------|--|
| PTS | 15 vs. SVU – 11/19/14 |
| 1st H | 9, twice, last at San Francisco – 1/3/15 |
| 2nd H | 8 vs. Chaminade – 11/25/14 |
| REB | 7 vs. SVU – 11/19/14 |
| AST | 4 vs. SVU – 11/19/14 |
| STL | 4 vs. SVU – 11/19/14 |
| BLK | — |
| FGM | 5 vs. SVU – 11/19/14 |
| FGA | 9 vs. SVU – 11/19/14 |
| 3PM | 5 vs. SVU – 11/19/14 |
| 3PA | 8 vs. SVU – 11/19/14 |
| FTM | 2 vs. Santa Clara – 1/31/15 |
| FTA | 2 vs. Santa Clara – 1/31/15 |

MISCELLANEOUS

| | 14-15 | Career |
|----------------------|---------|--------|
| Double-Figure Points | 2 (2-0) | same |
| 20-plus Points | 0 (0-0) | same |
| Double-Figure Reb | 0 (0-0) | same |
| Double-Doubles | 0 (0-0) | same |
| 3-plus Steals | 1 (1-0) | same |
| 3-plus Blocks | 0 (0-0) | same |
| 3-plus 3-point FG | 2 (2-0) | same |
| Scoring Leader | 1 (1-0) | same |
| Rebound Leader | 1 (1-0) | same |
| Assist Leader | 0 (0-0) | same |

2014-15 GAME-BY-GAME

| Opponent | Date | GS | Min | FG | FGA | Pct | 3FG | FGA | Pct | FT | FTA | Pct | Off | Def | TR | Avg | PF | FO | A | TO | Blk | Stl | Pts | Avg | |
|----------------------|----------|----|-----|-----|-----|-------|------|-----|-------|------|-----|-------|-------|-----|----|-----|-----|----|---|----|-----|-----|-----|-----|-----|
| Long Beach State | 11/14/14 | | 4 | 0 | 0 | .000 | 0 | 0 | .000 | 0 | 0 | .000 | 0 | 2 | 2 | 2.0 | 0 | 0 | 0 | 0 | 0 | 0 | 0 | 0.0 | |
| Arkansas-Little Rock | 11/18/14 | | 10 | 1 | 1 | 1.000 | 1 | 1 | 1.000 | 0 | 0 | .000 | 1 | 2 | 3 | 2.5 | 0 | 0 | 1 | 1 | 0 | 1 | 3 | 1.5 | |
| Southern Virginia | 11/19/14 | | 25 | 5 | 9 | .556 | 5 | 8 | .625 | 0 | 0 | .000 | 0 | 7 | 7 | 4.0 | 2 | 0 | 4 | 1 | 0 | 4 | 15 | 6.0 | |
| vs. San Diego State | 11/24/14 | | 1 | 0 | 0 | .000 | 0 | 0 | .000 | 0 | 0 | .000 | 0 | 0 | 0 | 3.0 | 1 | 0 | 0 | 0 | 0 | 0 | 0 | 4.5 | |
| vs. Chaminade | 11/25/14 | | 12 | 3 | 9 | .333 | 2 | 5 | .400 | 0 | 0 | .000 | 0 | 2 | 2 | 2.8 | 0 | 0 | 1 | 0 | 0 | 0 | 8 | 5.2 | |
| vs. Purdue | 11/26/14 | | | | | | | | | | | | | | | | | | | | | | | | |
| Eastern Kentucky | 11/29/14 | | 6 | 0 | 1 | .000 | 0 | 1 | .000 | 0 | 0 | .000 | 0 | 1 | 1 | 2.5 | 1 | 0 | 1 | 0 | 0 | 0 | 0 | 4.3 | |
| at Utah State | 12/02/14 | | | | | | | | | | | | | | | | | | | | | | | | |
| vs. Hawai'i | 12/06/14 | | 7 | 0 | 0 | .000 | 0 | 0 | .000 | 0 | 0 | .000 | 1 | 1 | 2 | 2.4 | 0 | 0 | 0 | 0 | 0 | 0 | 0 | 3.7 | |
| Utah | 12/10/14 | | | | | | | | | | | | | | | | | | | | | | | | |
| at Weber State | 12/13/14 | | | | | | | | | | | | | | | | | | | | | | | | |
| Stanford | 12/20/14 | | 3 | 0 | 0 | .000 | 0 | 0 | .000 | 0 | 0 | .000 | 0 | 0 | 0 | 2.1 | 1 | 0 | 0 | 0 | 0 | 0 | 0 | 3.3 | |
| UMass | 12/23/14 | | 2 | 0 | 0 | .000 | 0 | 0 | .000 | 0 | 0 | .000 | 0 | 0 | 0 | 1.9 | 0 | 0 | 0 | 0 | 0 | 0 | 0 | 2.9 | |
| Gonzaga | 12/27/14 | | 15 | 1 | 3 | .333 | 1 | 3 | .333 | 0 | 0 | .000 | 0 | 3 | 3 | 2.0 | 1 | 0 | 0 | 0 | 0 | 1 | 3 | 2.9 | |
| Portland | 12/29/14 | | 9 | 0 | 2 | .000 | 0 | 2 | .000 | 0 | 0 | .000 | 0 | 2 | 2 | 2.0 | 0 | 0 | 0 | 0 | 0 | 0 | 0 | 2.6 | |
| at Santa Clara | 01/01/15 | | 16 | 3 | 5 | .600 | 2 | 4 | .500 | 0 | 0 | .000 | 0 | 1 | 1 | 1.9 | 2 | 0 | 2 | 0 | 0 | 1 | 8 | 3.1 | |
| at San Francisco | 01/03/15 | | 17 | 4 | 6 | .667 | 3 | 4 | .750 | 0 | 0 | .000 | 1 | 2 | 3 | 2.0 | 2 | 0 | 1 | 0 | 0 | 0 | 11 | 3.7 | |
| Pepperdine | 01/08/15 | | 11 | 0 | 2 | .000 | 0 | 2 | .000 | 0 | 0 | .000 | 0 | 2 | 2 | 2.0 | 0 | 0 | 0 | 0 | 0 | 0 | 0 | 3.4 | |
| Loyola Marymount | 01/10/15 | | 6 | 1 | 2 | .500 | 1 | 2 | .500 | 0 | 0 | .000 | 0 | 1 | 1 | 1.9 | 1 | 0 | 0 | 1 | 0 | 0 | 3 | 3.4 | |
| at Pacific | 01/15/15 | | 11 | 0 | 2 | .000 | 0 | 2 | .000 | 0 | 0 | .000 | 0 | 1 | 1 | 1.9 | 1 | 0 | 1 | 1 | 0 | 0 | 0 | 3.2 | |
| at Saint Mary's | 01/17/15 | | 8 | 1 | 2 | .500 | 1 | 2 | .500 | 0 | 0 | .000 | 0 | 1 | 1 | 1.8 | 2 | 0 | 0 | 0 | 0 | 0 | 3 | 3.2 | |
| at San Diego | 01/24/15 | | | | | | | | | | | | | | | | | | | | | | | | |
| San Francisco | 01/29/15 | | 6 | 1 | 3 | .333 | 0 | 2 | .000 | 0 | 0 | .000 | 0 | 2 | 2 | 1.8 | 2 | 0 | 0 | 0 | 0 | 0 | 2 | 3.1 | |
| Santa Clara | 01/31/15 | | 10 | 0 | 2 | .000 | 0 | 2 | .000 | 2 | 2 | 1.000 | 0 | 1 | 1 | 1.8 | 0 | 0 | 0 | 1 | 0 | 0 | 2 | 3.1 | |
| at Pepperdine | 02/05/15 | | | | | | | | | | | | | | | | | | | | | | | | |
| at Loyola Marymount | 02/07/15 | | | | | | | | | | | | | | | | | | | | | | | | |
| Saint Mary's | 02/12/15 | | | | | | | | | | | | | | | | | | | | | | | | |
| Pacific | 02/14/15 | | | | | | | | | | | | | | | | | | | | | | | | |
| San Diego | 02/19/15 | | | | | | | | | | | | | | | | | | | | | | | | |
| at Portland | 02/26/15 | | | | | | | | | | | | | | | | | | | | | | | | |
| at Gonzaga | 02/28/15 | | | | | | | | | | | | | | | | | | | | | | | | |
| Totals | | | 0 | 179 | 20 | 49 | .408 | 16 | 40 | .400 | 2 | 2 | 1.000 | 3 | 31 | 34 | 1.8 | 16 | 0 | 11 | 5 | 0 | 7 | 58 | 3.1 |

CAREER STATISTICS (ALL GAMES)

| Year | GP | GS | Min | Avg | FG | FGA | Pct | 3FG | FGA | Pct | FT | FTA | Pct | Off | Def | TR | Avg | PF | FO | A | TO | Blk | Stl | Pts | Avg |
|---------|----|----|-----|-----|----|-----|------|-----|-----|------|----|-----|-------|-----|-----|----|-----|----|----|----|----|-----|-----|-----|-----|
| 2014-15 | 19 | 0 | 179 | 9.4 | 20 | 49 | .408 | 16 | 40 | .400 | 2 | 2 | 1.000 | 3 | 31 | 34 | 1.8 | 16 | 0 | 11 | 5 | 0 | 7 | 58 | 3.1 |
| TOTAL | 19 | 0 | 179 | 9.4 | 20 | 49 | .408 | 16 | 40 | .400 | 2 | 2 | 1.000 | 3 | 31 | 34 | 1.8 | 16 | 0 | 11 | 5 | 0 | 7 | 58 | 3.1 |

CAREER STATISTICS (CONFERENCE GAMES)

| Year | GP | GS | Min | Avg | FG | FGA | Pct | 3FG | FGA | Pct | FT | FTA | Pct | Off | Def | TR | Avg | PF | FO | A | TO | Blk | Stl | Pts | Avg |
|---------|----|----|-----|------|----|-----|------|-----|-----|------|----|-----|-------|-----|-----|----|-----|----|----|---|----|-----|-----|-----|-----|
| 2014-15 | 10 | 0 | 109 | 10.9 | 11 | 29 | .379 | 8 | 25 | .320 | 2 | 2 | 1.000 | 1 | 16 | 17 | 1.7 | 11 | 0 | 4 | 3 | 0 | 2 | 32 | 3.2 |
| TOTAL | 10 | 0 | 109 | 10.9 | 11 | 29 | .379 | 8 | 25 | .320 | 2 | 2 | 1.000 | 1 | 16 | 17 | 1.7 | 11 | 0 | 4 | 3 | 0 | 2 | 32 | 3.2 |

#20 • ANSON WINDER
6-3 • 190 • SR • GUARD



LAS VEGAS, NEVADA
BISHOP GORMAN

2014-15 SEASON HIGHS

| | |
|-------|--|
| PTS | 25 vs. UMass – 12/23/14 |
| 1st H | 17 at San Francisco – 1/3/15 |
| 2nd H | 18 vs. UMass – 12/23/14 (includes OT) |
| REB | 8 vs. Chaminade – 11/25/14 |
| AST | 6 vs. Hawai'i – 12/6/14 |
| STL | 2, 8 times, last vs. LMU – 1/10/15 |
| BLK | 2 vs. SVU – 11/19/14 |
| FGM | 10 vs. Portland – 12/29/14 |
| FGA | 15 vs. Pepperdine – 1/8/15 |
| 3PM | 3, 4 times, last at San Francisco – 1/3/15 |
| 3PA | 9 vs. LMU – 1/10/15 |
| FTM | 8 vs. UMass – 12/23/14 |
| FTA | 10, twice, last vs. UMass – 12/23/14 |

CAREER HIGHS

| | |
|-------|--|
| PTS | 25 vs. UMass – 12/23/14 |
| 1st H | 17 at San Francisco – 1/3/15 |
| 2nd H | 18 vs. UMass – 12/23/14 (includes OT) |
| REB | 8 vs. Chaminade – 11/25/14 |
| AST | 9 vs. Northern Arizona – 11/30/11 |
| STL | 6 vs. LMU – 3/8/14 |
| BLK | 2, twice, last vs. SVU – 11/19/14 |
| FGM | 10 vs. Portland – 12/29/14 |
| FGA | 15 vs. Pepperdine – 1/8/15 |
| 3PM | 6 vs. Buffalo – 12/20/11 |
| 3PA | 9 vs. LMU – 1/10/15 |
| FTM | 10 vs. Gonzaga – 2/20/14 |
| FTA | 10, 3 times, last vs. UMass – 12/23/14 |

MISCELLANEOUS

| | 14-15 | Career |
|----------------------|-----------|-----------|
| Double-Figure Points | 18 (13-5) | 34 (29-5) |
| 20-plus Points | 2 (2-0) | 4 (4-0) |
| Double-Figure Reb | 0 (0-0) | 0 (0-0) |
| Double-Doubles | 0 (0-0) | 0 (0-0) |
| 3-plus Steals | 0 (0-0) | 9 (7-2) |
| 3-plus Blocks | 0 (0-0) | 0 (0-0) |
| 3-plus 3-point FG | 6 (5-1) | 9 (8-1) |
| Scoring Leader | 2 (1-1) | 4 (3-1) |
| Rebound Leader | 2 (2-0) | 3 (3-0) |
| Assist Leader | 1 (0-1) | 9 (8-1) |

2014-15 SEASON — PPG: 14.2 RPG: 4.0 APG: 2.0 SPG: 1.4 BPG: 0.3 FG%: .498 3FG%: .386 FT%: .703

Last Time Out

- Totaled 13 points, 4 rebounds, 2 steals, 1 block and 1 assist against Santa Clara

In 2014-15 • Senior

- Had 18 points, a career-high 8 rebounds, 3 assists, 1 block and 2 steals vs. Chaminade
- Scored 18 points on 7 of 9 shooting from the field and 3 of 3 from downtown vs. Purdue
- Totaled 19 points, 5 boards, 1 assist, 2 steals vs. EKU
- Scored 17 points and added 3 boards, 3 assists and 2 steals vs. Utah State
- Scored a career-high 25 points against UMass ... added 5 rebounds and a steal
- Scored 22 points and added 2 rebounds, 3 assists and 2 steals in his first start of the season against Portland
- Had 15 points, 5 assists, 3 rebounds, 2 steals and 1 block vs. LMU

In 2013-14 • Junior

- Posted season highs of 22 points (Mount St. Mary's), 6 rebounds (Santa Clara), 6 assists (Mount St. Mary's), 6 steals (Loyola Marymount), 9 field goals made (Mount St. Mary's), 3 3-pointers made (Prairie View A&M), 10 free throws made (Gonzaga)
- Scored in double figures in five consecutive games from Feb. 20 until March 10
- In the WCC tournament, scored 16 points, hit 8 of 8 from the free throw line and added a career-best 6 steals vs. Loyola Marymount

- Scored in double figures 10 times, had 20-plus points once, led the team in scoring twice and assists once

In 2012-13 • Sophomore

- Averaged 2.1 points, 1.9 rebounds, 0.5 assists and shot .380 from the field

In 2011-12 • Freshman

- Started 15 times and played in 34 games
- Posted season highs of 20 points, 4 rebounds, 9 assists, 4 steals and 2 blocks
- Hit 7 of 8 from the field and 6 of 7 from downtown for a then career-best 20 points vs. Buffalo
- Averaged 4.3 points, 1.7 assists, 1.6 rebounds and 1.0 steals

Before BYU

- Coached by Grant Rice at Bishop Gorman High School
- Helped lead Bishop Gorman to back-to-back Nevada 4A state titles
- Averaged 17 points and 7 boards as a senior and led Bishop Gorman to a 30-2 record
- Earned first-team All-Southwest League and first-team All-Sunset Division honors

Personal

- Parents are Chuck Winder and Teresa Williams
- Has one sister
- Also recruited by Nevada, SMU, Portland, UC Riverside and Idaho

2014-15 GAME-BY-GAME

| Opponent | Date | GS | Min | FG | FGA | Pct | 3FG | FGA | Pct | FT | FTA | Pct | Off | Def | TR | Avg | PF | FO | A | TO | Blk | Stl | Pts | Avg | |
|----------------------|----------|----|-----|-----|-----|------|-----|-----|-------|------|-----|-------|------|-----|----|-----|-----|----|---|----|-----|-----|-----|------|------|
| Long Beach State | 11/14/14 | | 24 | 4 | 7 | .571 | 2 | 4 | .500 | 2 | 3 | .667 | 0 | 6 | 6 | 6.0 | 1 | 0 | 2 | 0 | 0 | 1 | 12 | 12.0 | |
| Arkansas-Little Rock | 11/18/14 | | 18 | 4 | 9 | .444 | 1 | 4 | .250 | 0 | 0 | .000 | 0 | 5 | 5 | 5.5 | 2 | 0 | 2 | 0 | 0 | 1 | 9 | 10.5 | |
| Southern Virginia | 11/19/14 | | 15 | 4 | 7 | .571 | 0 | 2 | .000 | 2 | 2 | 1.000 | 0 | 0 | 0 | 3.7 | 2 | 0 | 1 | 1 | 2 | 2 | 10 | 10.3 | |
| vs. San Diego State | 11/24/14 | | 37 | 5 | 12 | .417 | 2 | 3 | .667 | 2 | 4 | .500 | 2 | 3 | 5 | 4.0 | 3 | 0 | 1 | 0 | 0 | 0 | 14 | 11.3 | |
| vs. Chaminade | 11/25/14 | | 24 | 7 | 11 | .636 | 2 | 3 | .667 | 2 | 3 | .667 | 1 | 7 | 8 | 4.8 | 3 | 0 | 3 | 2 | 1 | 2 | 18 | 12.6 | |
| vs. Purdue | 11/26/14 | | 34 | 7 | 9 | .778 | 3 | 3 | 1.000 | 1 | 2 | .500 | 0 | 1 | 1 | 4.2 | 3 | 0 | 0 | 0 | 0 | 0 | 18 | 13.5 | |
| Eastern Kentucky | 11/29/14 | | 20 | 7 | 11 | .636 | 3 | 4 | .750 | 2 | 2 | 1.000 | 2 | 3 | 5 | 4.3 | 3 | 0 | 1 | 3 | 0 | 2 | 19 | 14.3 | |
| at Utah State | 12/02/14 | | 29 | 6 | 10 | .600 | 1 | 4 | .250 | 4 | 4 | 1.000 | 0 | 3 | 3 | 4.1 | 4 | 0 | 3 | 2 | 0 | 2 | 17 | 14.6 | |
| vs. Hawai'i | 12/06/14 | | 31 | 4 | 10 | .400 | 2 | 6 | .333 | 1 | 2 | .500 | 1 | 4 | 5 | 4.2 | 3 | 0 | 6 | 2 | 1 | 2 | 11 | 14.2 | |
| Utah | 12/10/14 | | 32 | 4 | 8 | .500 | 2 | 5 | .400 | 0 | 0 | .000 | 2 | 2 | 4 | 4.2 | 3 | 0 | 2 | 0 | 0 | 2 | 10 | 13.8 | |
| at Weber State | 12/13/14 | | 25 | 4 | 7 | .571 | 1 | 3 | .333 | 0 | 1 | .000 | 0 | 5 | 5 | 4.3 | 2 | 0 | 2 | 1 | 0 | 1 | 9 | 13.4 | |
| Stanford | 12/20/14 | | 27 | 3 | 8 | .375 | 1 | 5 | .200 | 6 | 10 | .600 | 0 | 4 | 4 | 4.3 | 0 | 0 | 2 | 2 | 0 | 0 | 13 | 13.3 | |
| UMass | 12/23/14 | | 31 | 7 | 13 | .538 | 3 | 7 | .429 | 8 | 10 | .800 | 1 | 4 | 5 | 4.3 | 2 | 0 | 0 | 1 | 0 | 1 | 25 | 14.2 | |
| Gonzaga | 12/27/14 | | 34 | 5 | 14 | .357 | 0 | 4 | .000 | 7 | 8 | .875 | 0 | 3 | 3 | 4.2 | 2 | 0 | 0 | 2 | 0 | 1 | 17 | 14.4 | |
| Portland | 12/29/14 | * | 30 | 10 | 14 | .714 | 2 | 4 | .500 | 0 | 0 | .000 | 0 | 2 | 2 | 4.1 | 2 | 0 | 3 | 2 | 0 | 2 | 22 | 14.9 | |
| at Santa Clara | 01/01/15 | * | 17 | 3 | 8 | .375 | 2 | 7 | .286 | 0 | 1 | .000 | 0 | 3 | 3 | 4.0 | 2 | 0 | 0 | 2 | 0 | 0 | 8 | 14.5 | |
| at San Francisco | 01/03/15 | * | 20 | 5 | 8 | .625 | 3 | 6 | .500 | 4 | 5 | .800 | 0 | 3 | 3 | 3.9 | 3 | 0 | 4 | 2 | 0 | 1 | 17 | 14.6 | |
| Pepperdine | 01/08/15 | * | 36 | 6 | 15 | .400 | 2 | 8 | .250 | 2 | 2 | 1.000 | 1 | 4 | 5 | 4.0 | 3 | 0 | 5 | 3 | 0 | 2 | 16 | 14.7 | |
| Loyola Marymount | 01/10/15 | * | 37 | 5 | 14 | .357 | 3 | 9 | .333 | 2 | 2 | 1.000 | 0 | 3 | 3 | 3.9 | 1 | 0 | 5 | 1 | 1 | 2 | 15 | 14.7 | |
| at Pacific | 01/15/15 | | | | | | | | | | | | | | | | | | | | | | | | |
| at Saint Mary's | 01/17/15 | | | | | | | | | | | | | | | | | | | | | | | | |
| at San Diego | 01/24/15 | * | 35 | 4 | 12 | .333 | 1 | 4 | .250 | 0 | 0 | .000 | 1 | 3 | 4 | 4.0 | 3 | 0 | 1 | 1 | 0 | 2 | 9 | 14.5 | |
| San Francisco | 01/29/15 | * | 28 | 3 | 8 | .375 | 0 | 2 | .000 | 5 | 8 | .625 | 0 | 4 | 4 | 4.0 | 1 | 0 | 0 | 0 | 0 | 2 | 11 | 14.3 | |
| Santa Clara | 01/31/15 | * | 23 | 4 | 8 | .500 | 3 | 4 | .750 | 2 | 5 | .400 | 0 | 4 | 4 | 4.0 | 0 | 0 | 1 | 0 | 1 | 2 | 13 | 14.2 | |
| at Pepperdine | 02/05/15 | | | | | | | | | | | | | | | | | | | | | | | | |
| at Loyola Marymount | 02/07/15 | | | | | | | | | | | | | | | | | | | | | | | | |
| Saint Mary's | 02/12/15 | | | | | | | | | | | | | | | | | | | | | | | | |
| Pacific | 02/14/15 | | | | | | | | | | | | | | | | | | | | | | | | |
| San Diego | 02/19/15 | | | | | | | | | | | | | | | | | | | | | | | | |
| at Portland | 02/26/15 | | | | | | | | | | | | | | | | | | | | | | | | |
| at Gonzaga | 02/28/15 | | | | | | | | | | | | | | | | | | | | | | | | |
| Totals | | | 8 | 607 | 111 | .223 | 498 | 39 | 101 | .386 | 52 | 74 | .703 | 11 | 76 | 87 | 4.0 | 48 | 0 | 44 | 27 | 6 | 30 | 313 | 14.2 |

CAREER STATISTICS (ALL GAMES)

| Year | GP | GS | Min | Avg | FG | FGA | Pct | 3FG | FGA | Pct | FT | FTA | Pct | Off | Def | TR | Avg | PF | FO | A | TO | Blk | Stl | Pts | Avg |
|---------|-----|----|------|------|-----|-----|------|-----|-----|------|-----|-----|------|-----|-----|-----|-----|-----|----|-----|----|-----|-----|-----|------|
| 2011-12 | 34 | 15 | 551 | 16.2 | 48 | 131 | .366 | 25 | 84 | .298 | 26 | 41 | .634 | 3 | 50 | 53 | 1.6 | 40 | 0 | 57 | 32 | 3 | 35 | 147 | 4.3 |
| 2012-13 | 31 | 1 | 250 | 8.1 | 19 | 50 | .380 | 5 | 20 | .250 | 21 | 33 | .636 | 8 | 24 | 32 | 1.0 | 28 | 0 | 16 | 9 | 2 | 13 | 64 | 2.1 |
| 2013-14 | 35 | 9 | 586 | 16.7 | 76 | 141 | .539 | 25 | 62 | .403 | 51 | 69 | .739 | 6 | 56 | 62 | 1.8 | 55 | 0 | 45 | 19 | 2 | 20 | 228 | 6.5 |
| 2014-15 | 22 | 8 | 607 | 27.6 | 111 | 223 | .498 | 39 | 101 | .386 | 52 | 74 | .703 | 11 | 76 | 87 | 4.0 | 48 | 0 | 44 | 27 | 6 | 30 | 313 | 14.2 |
| TOTAL | 122 | 33 | 1994 | 16.3 | 254 | 545 | .466 | 94 | 267 | .352 | 150 | 217 | .691 | 28 | 206 | 234 | 1.9 | 171 | 0 | 162 | 87 | 13 | 98 | 752 | 6.2 |

CAREER STATISTICS (CONFERENCE GAMES)

| Year | GP | GS | Min | Avg | FG | FGA | Pct | 3FG | FGA | Pct | FT | FTA | Pct | Off | Def | TR | Avg | PF | FO | A | TO | Blk | Stl | Pts | Avg |
|---------|----|----|-----|------|-----|-----|------|-----|-----|------|----|-----|------|-----|-----|-----|-----|----|----|----|----|-----|-----|-----|------|
| 2011-12 | 16 | 7 | 238 | 14.9 | 23 | 62 | .371 | 10 | 36 | .278 | 11 | 14 | .786 | 1 | 26 | 27 | 1.7 | 26 | 0 | 19 | 11 | 0 | 20 | 67 | 4.2 |
| 2012-13 | 16 | 1 | 160 | 10.0 | 17 | 35 | .486 | 5 | 14 | .357 | 12 | 17 | .706 | 6 | 12 | 18 | 1.1 | 21 | 0 | 10 | 4 | 1 | 11 | 51 | 3.2 |
| 2013-14 | 18 | 3 | 280 | 15.6 | 35 | 63 | .556 | 12 | 27 | .444 | 29 | 41 | .707 | 3 | 26 | 29 | 1.6 | 24 | 0 | 17 | 13 | 1 | 4 | 111 | 6.2 |
| 2014-15 | 9 | 8 | 260 | 28.9 | 45 | 101 | .446 | 16 | 48 | .333 | 22 | 31 | .710 | 2 | 29 | 31 | 3.4 | 17 | 0 | 19 | 13 | 2 | 14 | 128 | 14.2 |
| TOTAL | 59 | 19 | 938 | 15.9 | 120 | 261 | .460 | 43 | 125 | .344 | 74 | 103 | .718 | 12 | 93 | 105 | 1.8 | 88 | 0 | 65 | 41 | 4 | 49 | 357 | 6.1 |

#23 • SKYLER HALFORD
6-1 • 175 • SR. • GUARD



OREM, UTAH
SALT LAKE CC

2014-15 SEASON — PPG: 6.8 RPG: 1.8 APG: 2.4 SPG: 0.7 BPG: 0.0 FG%: .413 3FG%: .431 FT%: .875

Last Time Out

- Scored 18 points, tied a career-high 7 assists and added 5 rebounds and 1 steal against Santa Clara

In 2014-15 • Senior

- Scored 18 points coming off the bench and led the team with a career-best 7 assists vs. Long Beach State
- Scored 9 points on 3 threes and added 4 assists vs. ECU
- Totaled 8 points, a rebound and an assist against UMass ... hit 6 of 6 from the free throw line
- Scored 12 points and added 6 assists, 5 rebounds and a steal against Portland
- Hit 3 of 6 from three and 6 of 6 from the free throw line for 15 points at Pacific ... added 4 boards and 2 assists

In 2013-14 • Junior

- Named WCC Player of the Week Jan. 6 for scoring 28 points on 11 of 16 shooting against San Diego while adding 3 assists, 2 rebounds and 1 steal
- Posted season highs of 28 points (San Diego), 6 rebounds (twice), 4 assists (Santa Clara), 3 steals (at San Francisco), 11 field goals made (San Diego), 4 made threes (San Diego) and 11 free throws made (at San Francisco)
- Scored 28 points and had 3 assists against San Diego on Jan. 4
- Scored 18 points against Pepperdine and grabbed 6 rebounds on Jan. 9
- Scored 12 points, grabbed 6 rebounds and had 4 assists against Santa Clara on Feb. 6

- Scored in double figures 13 times, had 20-plus points once and 3-plus threes 3 times

Before BYU

- Named an NJCAA All-America First Team honoree as a sophomore at Salt Lake CC
- Region 18 MVP and Scenic West Athletic Conference Player of the Year
- Led SLCC to a record of 29-5 overall and 14-1 in the SWAC
- Led SLCC to the SWAC and Region 18 titles and to the round of 16 in the NJCAA Tournament
- Averaged 17.4 points, 4.5 rebounds, 4.0 assists and 1.6 steals
- Shot .461 from the field, .393 from three and .908 from the free throw line
- Averaged 10.6 points, 3.1 rebounds, 1.8 assists and 1.1 steals as a freshman
- Earned second-team all-region honors
- Led SLCC to a record of 22-9 overall and 9-6 in the SWAC
- As a senior at Timpanogos High School was second in 5A in scoring at 23.6 points per game
- Averaged 19.8 points per game as a junior

Personal

- Parents are Rod and Jill
- Has four siblings
- Served a mission for The Church of Jesus Christ of Latter-day Saints in Brazil

2014-15 SEASON HIGHS

| | |
|-------|--|
| PTS | 18 vs. LBSU – 11/14/14 |
| 1st H | 8 at San Diego – 1/24/15 |
| 2nd H | 12 at Saint Mary's – 1/17/15 |
| REB | 5, twice, last vs. Portland – 12/29/14 |
| AST | 7, twice, last vs. Santa Clara – 1/31/15 |
| STL | 3 vs. Utah – 12/10/14 |
| BLK | — |
| FGM | 5 vs. LBSU – 11/14/14 |
| FGA | 10 vs. Portland – 12/29/14 |
| 3PM | 3, 5 times, last vs. Santa Clara – 1/31/15 |
| 3PA | 6, 4 times, last at Pacific – 1/15/15 |
| FTM | 6, 3 times, last at Pacific – 1/15/15 |
| FTA | 6, 3 times, last at Pacific – 1/15/15 |

CAREER HIGHS

| | |
|-------|--|
| PTS | 28 vs. San Diego – 1/04/14 |
| 1st H | 15 vs. San Diego – 1/04/14 |
| 2nd H | 14 at USF – 1/16/14 |
| REB | 6, twice, last vs. Santa Clara – 2/6/14 |
| AST | 7, twice, last vs. Santa Clara – 1/31/15 |
| STL | 3, twice, last vs. Utah – 12/10/14 |
| BLK | 1 at Pacific – 2/13/14 |
| FGM | 11 vs. San Diego – 1/04/14 |
| FGA | 16 vs. San Diego – 1/04/14 |
| 3PM | 4 vs. San Diego – 1/04/14 |
| 3PA | 9 vs. Pacific – 1/30/14 |
| FTM | 11 at USF – 1/16/14 |
| FTA | 12 at USF – 1/16/14 |

MISCELLANEOUS

| | 14-15 | Career |
|----------------------|---------|-----------|
| Double-Figure Points | 6 (4-2) | 19 (13-6) |
| 20-plus Points | 0 (0-0) | 1 (1-0) |
| Double-Figure Reb | 0 (0-0) | 0 (0-0) |
| Double-Doubles | 0 (0-0) | 0 (0-0) |
| 3-plus Steals | 1 (0-1) | 2 (1-1) |
| 3-plus Blocks | 0 (0-0) | 0 (0-0) |
| 3-plus 3-point FG | 5 (4-1) | 8 (7-1) |
| Scoring Leader | 0 (0-0) | 1 (1-0) |
| Rebound Leader | 0 (0-0) | 0 (0-0) |
| Assist Leader | 4 (3-1) | 6 (5-1) |

2014-15 GAME-BY-GAME

| Opponent | Date | GS | Min | FG | FGA | Pct | 3FG | FGA | Pct | FT | FTA | Pct | Off | Def | TR | Avg | PF | FO | A | TO | Blk | Stl | Pts | Avg | |
|----------------------|----------|----|-----|-----|-----|------|------|-----|-------|------|-----|-------|------|-----|----|-----|-----|----|---|----|-----|-----|-----|------|-----|
| Long Beach State | 11/14/14 | | 24 | 5 | 7 | .714 | 2 | 3 | .667 | 6 | 6 | 1.000 | 0 | 0 | 0 | 0.0 | 3 | 0 | 7 | 2 | 0 | 0 | 18 | 18.0 | |
| Arkansas-Little Rock | 11/18/14 | | 16 | 2 | 6 | .333 | 0 | 3 | .000 | 0 | 0 | .000 | 0 | 0 | 0 | 0.0 | 0 | 0 | 3 | 2 | 0 | 0 | 4 | 11.0 | |
| Southern Virginia | 11/19/14 | * | 2 | 0 | 1 | .000 | 0 | 1 | .000 | 0 | 0 | .000 | 0 | 0 | 0 | 0.0 | 0 | 0 | 1 | 1 | 0 | 0 | 0 | 7.3 | |
| vs. San Diego State | 11/24/14 | | | | | | | | | | | | | | | | | | | | | | | | |
| vs. Chaminade | 11/25/14 | | 10 | 1 | 4 | .250 | 1 | 2 | .500 | 0 | 0 | .000 | 1 | 0 | 1 | 0.3 | 2 | 0 | 4 | 3 | 0 | 2 | 3 | 6.3 | |
| vs. Purdue | 11/26/14 | | 2 | 0 | 1 | .000 | 0 | 1 | .000 | 0 | 0 | .000 | 0 | 0 | 0 | 0.2 | 1 | 0 | 0 | 1 | 0 | 0 | 0 | 5.0 | |
| Eastern Kentucky | 11/29/14 | | 19 | 3 | 8 | .375 | 3 | 6 | .500 | 0 | 0 | .000 | 0 | 2 | 2 | 0.5 | 1 | 0 | 4 | 3 | 0 | 0 | 9 | 5.7 | |
| at Utah State | 12/02/14 | | 20 | 0 | 2 | .000 | 0 | 2 | .000 | 4 | 4 | 1.000 | 1 | 3 | 4 | 1.0 | 4 | 0 | 2 | 0 | 0 | 1 | 4 | 5.4 | |
| vs. Hawai'i | 12/06/14 | | 10 | 0 | 2 | .000 | 0 | 1 | .000 | 2 | 2 | 1.000 | 0 | 2 | 2 | 1.1 | 3 | 0 | 0 | 1 | 0 | 0 | 2 | 5.0 | |
| Utah | 12/10/14 | | 12 | 1 | 4 | .250 | 0 | 1 | .000 | 0 | 0 | .000 | 0 | 2 | 2 | 1.2 | 0 | 0 | 2 | 0 | 0 | 3 | 2 | 4.7 | |
| at Weber State | 12/13/14 | | 20 | 2 | 3 | .667 | 1 | 1 | 1.000 | 0 | 0 | .000 | 2 | 3 | 5 | 1.6 | 2 | 0 | 3 | 1 | 0 | 1 | 5 | 4.7 | |
| Stanford | 12/20/14 | | 10 | 0 | 3 | .000 | 0 | 1 | .000 | 0 | 0 | .000 | 0 | 0 | 0 | 1.5 | 0 | 0 | 0 | 0 | 0 | 0 | 0 | 4.3 | |
| UMass | 12/23/14 | | 11 | 1 | 2 | .500 | 0 | 0 | .000 | 6 | 6 | 1.000 | 0 | 1 | 1 | 1.4 | 1 | 0 | 1 | 2 | 0 | 0 | 8 | 4.6 | |
| Gonzaga | 12/27/14 | | 12 | 3 | 4 | .750 | 3 | 4 | .750 | 0 | 0 | .000 | 0 | 1 | 1 | 1.4 | 0 | 0 | 0 | 1 | 0 | 0 | 9 | 4.9 | |
| Portland | 12/29/14 | | 23 | 3 | 10 | .300 | 2 | 6 | .333 | 4 | 5 | .800 | 1 | 4 | 5 | 1.6 | 4 | 0 | 6 | 1 | 0 | 1 | 12 | 5.4 | |
| at Santa Clara | 01/01/15 | | 12 | 2 | 3 | .667 | 2 | 3 | .667 | 2 | 2 | 1.000 | 0 | 0 | 0 | 1.5 | 0 | 0 | 1 | 1 | 0 | 0 | 8 | 5.6 | |
| at San Francisco | 01/03/15 | | 13 | 0 | 0 | .000 | 0 | 0 | .000 | 3 | 4 | .750 | 0 | 0 | 0 | 1.4 | 1 | 0 | 0 | 3 | 0 | 2 | 3 | 5.4 | |
| Pepperdine | 01/08/15 | | 9 | 0 | 2 | .000 | 0 | 1 | .000 | 0 | 0 | .000 | 0 | 2 | 2 | 1.5 | 1 | 0 | 2 | 0 | 0 | 0 | 0 | 5.1 | |
| Loyola Marymount | 01/10/15 | | 19 | 3 | 6 | .500 | 3 | 6 | .500 | 0 | 0 | .000 | 0 | 1 | 1 | 1.4 | 1 | 0 | 4 | 1 | 0 | 2 | 9 | 5.3 | |
| at Pacific | 01/15/15 | * | 28 | 3 | 7 | .429 | 3 | 6 | .500 | 6 | 6 | 1.000 | 2 | 2 | 4 | 1.6 | 3 | 0 | 2 | 3 | 0 | 0 | 15 | 5.8 | |
| at Saint Mary's | 01/17/15 | * | 25 | 4 | 7 | .571 | 2 | 4 | .500 | 2 | 2 | 1.000 | 0 | 2 | 2 | 1.6 | 3 | 0 | 1 | 3 | 0 | 1 | 12 | 6.2 | |
| at San Diego | 01/24/15 | | 29 | 4 | 7 | .571 | 2 | 5 | .400 | 2 | 2 | 1.000 | 1 | 2 | 3 | 1.7 | 1 | 0 | 4 | 3 | 0 | 2 | 12 | 6.4 | |
| San Francisco | 01/29/15 | | 15 | 2 | 7 | .286 | 1 | 3 | .333 | 3 | 4 | .750 | 0 | 1 | 1 | 1.6 | 3 | 0 | 2 | 1 | 0 | 0 | 8 | 6.5 | |
| Santa Clara | 01/31/15 | * | 29 | 4 | 8 | .500 | 3 | 5 | .600 | 2 | 5 | .400 | 0 | 5 | 5 | 1.8 | 3 | 0 | 7 | 2 | 0 | 1 | 13 | 6.8 | |
| at Pepperdine | 02/05/15 | | | | | | | | | | | | | | | | | | | | | | | | |
| at Loyola Marymount | 02/07/15 | | | | | | | | | | | | | | | | | | | | | | | | |
| Saint Mary's | 02/12/15 | | | | | | | | | | | | | | | | | | | | | | | | |
| Pacific | 02/14/15 | | | | | | | | | | | | | | | | | | | | | | | | |
| San Diego | 02/19/15 | | | | | | | | | | | | | | | | | | | | | | | | |
| at Portland | 02/26/15 | | | | | | | | | | | | | | | | | | | | | | | | |
| at Gonzaga | 02/28/15 | | | | | | | | | | | | | | | | | | | | | | | | |
| Totals | | | 4 | 370 | 43 | 104 | .413 | 28 | 65 | .431 | 42 | 48 | .875 | 8 | 33 | 41 | 1.8 | 37 | 0 | 56 | 35 | 0 | 16 | 156 | 6.8 |

CAREER STATISTICS (ALL GAMES)

| Year | GP | GS | Min | Avg | FG | FGA | Pct | 3FG | FGA | Pct | FT | FTA | Pct | Off | Def | TR | Avg | PF | FO | A | TO | Blk | Stl | Pts | Avg |
|---------|----|----|-----|------|-----|-----|------|-----|-----|------|----|-----|------|-----|-----|----|-----|----|----|----|----|-----|-----|-----|-----|
| 2013-14 | 35 | 13 | 528 | 15.1 | 84 | 195 | .431 | 29 | 93 | .312 | 49 | 58 | .845 | 6 | 44 | 50 | 1.4 | 49 | 0 | 35 | 29 | 1 | 15 | 246 | 7.0 |
| 2014-15 | 23 | 4 | 370 | 16.1 | 43 | 104 | .413 | 28 | 65 | .431 | 42 | 48 | .875 | 8 | 33 | 41 | 1.8 | 37 | 0 | 56 | 35 | 0 | 16 | 156 | 6.8 |
| TOTAL | 58 | 17 | 898 | 15.5 | 127 | 299 | .425 | 57 | 158 | .361 | 91 | 106 | .858 | 14 | 77 | 91 | 1.6 | 86 | 0 | 91 | 64 | 1 | 31 | 402 | 6.9 |

CAREER STATISTICS (CONFERENCE GAMES)

| Year | GP | GS | Min | Avg | FG | FGA | Pct | 3FG | FGA | Pct | FT | FTA | Pct | Off | Def | TR | Avg | PF | FO | A | TO | Blk | Stl | Pts | Avg |
|---------|----|----|-----|------|----|-----|------|-----|-----|------|----|-----|------|-----|-----|----|-----|----|----|----|----|-----|-----|-----|-----|
| 2013-14 | 18 | 13 | 346 | 19.2 | 52 | 130 | .400 | 19 | 64 | .297 | 35 | 40 | .875 | 5 | 32 | 37 | 2.1 | 25 | 0 | 23 | 21 | 1 | 7 | 158 | 8.8 |
| 2014-15 | 11 | 3 | 214 | 19.5 | 28 | 61 | .459 | 21 | 43 | .488 | 24 | 30 | .800 | 4 | 20 | 24 | 2.2 | 20 | 0 | 29 | 19 | 0 | 9 | 101 | 9.2 |
| TOTAL | 29 | 16 | 560 | 19.3 | 80 | 191 | .419 | 40 | 107 | .374 | 59 | 70 | .843 | 9 | 52 | 61 | 2.1 | 45 | 0 | 52 | 40 | 1 | 16 | 259 | 8.9 |

#24 • FRANK BARTLEY IV
6-3 • 200 • SO • GUARD



BATON ROUGE, LOUISIANA
FUTURE COLLEGE PREP

2014-15 SEASON — PPG: 1.9 RPG: 1.5 APG: 1.0 SPG: 0.3 BPG: 0.2 FG%: .542 3FG%: .182 FT%: .650

Last Time Out

- Had 3 points, 3 rebounds, 1 block and 1 steal in a season-high 17 minutes against Santa Clara

In 2014-15 • Sophomore

- Totaled 6 points, 3 boards and 1 assist vs. Gonzaga
- Scored 3 points and grabbed 1 rebound in 4 minutes vs. Long Beach State
- Set career-high with 7 assists and added 6 rebounds, 4 points, 4 steals and a career-high 2 blocks against Southern Virginia
- Had 4 points, 3 rebounds, 4 assists and 1 steal vs. EKU

In 2013-14 • Freshman

- Posted season highs of 16 points (Mount St. Mary's), 7 rebounds (twice), 6 assists (Prairie View A&M), 2 steals (twice), 6 field goals made (Mount St. Mary's), 3 3-pointers made (Texas), 6 free throws made (twice)
- Scored 14 points and grabbed five rebounds against Utah State on Nov. 30
- Scored 5 points and had 6 assists to go along with 4 rebounds against Prairie View A&M on Dec. 11
- Scored 6 points, grabbed 7 rebounds and had 4 assists against Loyola Marymount on Dec. 28
- Scored in double figures 5 times, hit 3 threes once and led the team in assists twice
- Averaged 3.9 points and 2.1 rebounds and totaled 25 assists and 13 steals

Before BYU

- Played in 2012-13 at Future College Prep for Les Bean
- Led Future College Prep to a record of 52-13 and the West Coast Prep title
- Averaged 19.7 points, 8.5 rebounds, 6.7 assists, 3.3 steals and 1.0 blocks
- Played three years of high school basketball at Christian Life Academy
- As a senior led Christian Life to a 26-7 overall record and the 1A state title
- Was named LSWA Class 1A MVP, first-team all-state and District 7-1A co-MVP while averaging 14.2 points, 6.2 rebounds and 3.3 assists
- As a junior earned District 7-1A MVP honors and was named all-state and all-metro
- Was a member of the state championship team as a sophomore
- Played football at Christian Life, earned all-district honors and recorded 800-plus receiving yards as a senior

Personal

- Parents are Frank Bartley III and Janice
- Has three sisters
- Also recruited by Auburn, Fordham, George Mason, Marquette, San Diego State and Utah

2014-15 SEASON HIGHS

| | |
|-------|--|
| PTS | 6, twice, last at Santa Clara – 1/1/15 |
| 1st H | 4, twice, last vs. EKU – 11/29/14 |
| 2nd H | 6 at Santa Clara – 1/1/15 |
| REB | 6 vs. SVU – 11/19/14 |
| AST | 7 vs. SVU – 11/19/14 |
| STL | 4 vs. SVU – 11/19/14 |
| BLK | 2 vs. SVU – 11/19/14 |
| FGM | 2, twice, last vs. EKU – 11/29/14 |
| FGA | 3, twice, last vs. Utah – 12/10/14 |
| 3PM | 1, twice, last vs. Santa Clara – 1/31/15 |
| 3PA | 2, twice, last vs. Santa Clara – 1/31/15 |
| FTM | 3 vs. Gonzaga – 12/27/14 |
| FTA | 3 vs. Gonzaga – 12/27/14 |

CAREER HIGHS

| | |
|-------|--|
| PTS | 16 vs. Mount St. Mary's – 11/15/13 |
| 1st H | 10 vs. Mount St. Mary's – 11/15/13 |
| 2nd H | 11 vs. Utah State – 11/30/13 |
| REB | 7, twice, last vs. LMU – 12/28/13 |
| AST | 7 vs. SVU – 11/19/14 |
| STL | 2, twice, last vs. North Texas – 12/3/13 |
| BLK | 1, 6 times, last vs. Portland – 2/24/14 |
| FGM | 6 vs. Mount St. Mary's – 11/15/13 |
| FGA | 11 vs. Utah State – 11/30/13 |
| 3PM | 3 vs. Texas – 11/25/13 |
| 3PA | 5 vs. Wichita State – 11/26/13 |
| FTM | 6, twice, last at UMass – 12/7/13 |
| FTA | 8, twice, last at UMass – 12/7/13 |

MISCELLANEOUS

| | 14-15 | Career |
|----------------------|---------|---------|
| Double-Figure Points | 0 (0-0) | 6 (4-2) |
| 20-plus Points | 0 (0-0) | 0 (0-0) |
| Double-Figure Reb | 0 (0-0) | 0 (0-0) |
| Double-Doubles | 0 (0-0) | 0 (0-0) |
| 3-plus Steals | 0 (0-0) | 0 (0-0) |
| 3-plus Blocks | 0 (0-0) | 0 (0-0) |
| 3-plus 3-point FG | 0 (0-0) | 1 (1-0) |
| Scoring Leader | 0 (0-0) | 0 (0-0) |
| Rebound Leader | 0 (0-0) | 0 (0-0) |
| Assist Leader | 1 (1-0) | 2 (1-1) |

2014-15 GAME-BY-GAME

| Opponent | Date | GS | Min | FG | FGA | Pct | 3FG | FGA | Pct | FT | FTA | Pct | Off | Def | TR | Avg | PF | FO | A | TO | Blk | Stl | Pts | Avg | |
|----------------------|----------|----|-----|-----|-----|-------|------|-----|------|------|-----|-------|------|-----|----|-----|-----|----|---|----|-----|-----|-----|-----|-----|
| Long Beach State | 11/14/14 | | 4 | 1 | 2 | .500 | 0 | 1 | .000 | 1 | 2 | .500 | 0 | 1 | 1 | 1.0 | 0 | 0 | 0 | 1 | 0 | 0 | 3 | 3.0 | |
| Arkansas-Little Rock | 11/18/14 | | 4 | 1 | 1 | 1.000 | 0 | 0 | .000 | 0 | 1 | .000 | 0 | 1 | 1 | 1.0 | 0 | 0 | 2 | 0 | 0 | 0 | 2 | 2.5 | |
| Southern Virginia | 11/19/14 | | 16 | 2 | 3 | .667 | 0 | 0 | .000 | 0 | 0 | .000 | 0 | 6 | 6 | 2.7 | 0 | 0 | 7 | 3 | 2 | 4 | 4 | 3.0 | |
| vs. San Diego State | 11/24/14 | | 0 | 0 | 0 | .000 | 0 | 0 | .000 | 0 | 0 | .000 | 0 | 0 | 0 | 2.0 | 0 | 0 | 0 | 0 | 0 | 0 | 0 | 2.3 | |
| vs. Chaminade | 11/25/14 | | 11 | 0 | 1 | .000 | 0 | 1 | .000 | 0 | 0 | .000 | 0 | 2 | 2 | 2.0 | 2 | 0 | 3 | 1 | 0 | 0 | 0 | 1.8 | |
| vs. Purdue | 11/26/14 | | 0 | 0 | 0 | .000 | 0 | 0 | .000 | 0 | 0 | .000 | 0 | 0 | 0 | 1.7 | 0 | 0 | 0 | 0 | 0 | 0 | 0 | 1.5 | |
| Eastern Kentucky | 11/29/14 | | 14 | 2 | 2 | 1.000 | 0 | 0 | .000 | 0 | 1 | 1.000 | 2 | 1 | 3 | 1.9 | 1 | 0 | 4 | 0 | 0 | 1 | 4 | 1.9 | |
| at Utah State | 12/02/14 | | 2 | 0 | 1 | .000 | 0 | 1 | .000 | 1 | 2 | .500 | 0 | 0 | 0 | 1.6 | 0 | 0 | 0 | 0 | 0 | 0 | 1 | 1.8 | |
| vs. Hawai'i | 12/06/14 | | 6 | 0 | 1 | .000 | 0 | 1 | .000 | 2 | 2 | 1.000 | 0 | 1 | 1 | 1.6 | 1 | 0 | 0 | 1 | 0 | 0 | 2 | 1.8 | |
| Utah | 12/10/14 | | 10 | 1 | 3 | .333 | 0 | 1 | .000 | 0 | 0 | .000 | 1 | 0 | 1 | 1.5 | 1 | 0 | 0 | 1 | 0 | 0 | 2 | 1.8 | |
| at Weber State | 12/13/14 | | 1 | 0 | 0 | .000 | 0 | 0 | .000 | 0 | 0 | .000 | 0 | 0 | 0 | 1.4 | 0 | 0 | 0 | 0 | 0 | 0 | 0 | 1.6 | |
| Stanford | 12/20/14 | | | | | | | | | | | | | | | DNP | | | | | | | | | |
| UMass | 12/23/14 | | 13 | 0 | 0 | .000 | 0 | 0 | .000 | 2 | 2 | 1.000 | 1 | 2 | 3 | 1.5 | 0 | 0 | 1 | 1 | 0 | 0 | 2 | 1.7 | |
| Gonzaga | 12/27/14 | | 11 | 1 | 2 | .500 | 1 | 2 | .500 | 3 | 3 | 1.000 | 1 | 2 | 3 | 1.6 | 1 | 0 | 1 | 1 | 0 | 0 | 6 | 2.0 | |
| Portland | 12/29/14 | | 0+ | 0 | 0 | .000 | 0 | 0 | .000 | 0 | 0 | .000 | 0 | 0 | 0 | 1.5 | 0 | 0 | 0 | 0 | 0 | 0 | 0 | 1.9 | |
| at Santa Clara | 01/01/15 | | 6 | 2 | 2 | 1.000 | 0 | 0 | .000 | 2 | 2 | 1.000 | 0 | 1 | 1 | 1.5 | 0 | 0 | 0 | 0 | 1 | 0 | 6 | 2.1 | |
| at San Francisco | 01/03/15 | | 8 | 0 | 2 | .000 | 0 | 2 | .000 | 1 | 2 | .500 | 0 | 3 | 3 | 1.6 | 0 | 0 | 1 | 0 | 0 | 0 | 1 | 2.1 | |
| Pepperdine | 01/08/15 | | 9 | 1 | 1 | 1.000 | 0 | 0 | .000 | 0 | 0 | .000 | 0 | 2 | 2 | 1.6 | 1 | 0 | 0 | 2 | 0 | 0 | 2 | 2.1 | |
| Loyola Marymount | 01/10/15 | | | | | | | | | | | | | | | DNP | | | | | | | | | |
| at Pacific | 01/15/15 | | 1 | 0 | 0 | .000 | 0 | 0 | .000 | 0 | 0 | .000 | 0 | 0 | 0 | 1.5 | 0 | 0 | 0 | 0 | 0 | 0 | 0 | 1.9 | |
| at Saint Mary's | 01/17/15 | | 1 | 0 | 0 | .000 | 0 | 0 | .000 | 0 | 0 | .000 | 0 | 0 | 0 | 1.4 | 0 | 0 | 0 | 0 | 0 | 0 | 0 | 1.8 | |
| at San Diego | 01/24/15 | | 1 | 0 | 0 | .000 | 0 | 0 | .000 | 0 | 0 | .000 | 0 | 1 | 1 | 1.4 | 2 | 0 | 0 | 0 | 0 | 0 | 0 | 1.8 | |
| San Francisco | 01/29/15 | | 3 | 1 | 1 | 1.000 | 0 | 0 | .000 | 1 | 2 | .500 | 0 | 3 | 3 | 1.5 | 2 | 0 | 0 | 0 | 0 | 0 | 3 | 1.8 | |
| Santa Clara | 01/31/15 | | 17 | 1 | 2 | .500 | 1 | 2 | .500 | 0 | 1 | .000 | 0 | 3 | 3 | 1.5 | 1 | 0 | 3 | 1 | 1 | 1 | 3 | 1.9 | |
| at Pepperdine | 02/05/15 | | | | | | | | | | | | | | | | | | | | | | | | |
| at Loyola Marymount | 02/07/15 | | | | | | | | | | | | | | | | | | | | | | | | |
| Saint Mary's | 02/12/15 | | | | | | | | | | | | | | | | | | | | | | | | |
| Pacific | 02/14/15 | | | | | | | | | | | | | | | | | | | | | | | | |
| San Diego | 02/19/15 | | | | | | | | | | | | | | | | | | | | | | | | |
| at Portland | 02/26/15 | | | | | | | | | | | | | | | | | | | | | | | | |
| at Gonzaga | 02/28/15 | | | | | | | | | | | | | | | | | | | | | | | | |
| Totals | | | 0 | 138 | 13 | 24 | .542 | 2 | 11 | .182 | 13 | 20 | .650 | 5 | 29 | 34 | 1.5 | 12 | 0 | 22 | 12 | 4 | 6 | 41 | 1.9 |

CAREER STATISTICS (ALL GAMES)

| Year | GP | GS | Min | Avg | FG | FGA | Pct | 3FG | FGA | Pct | FT | FTA | Pct | Off | Def | TR | Avg | PF | FO | A | TO | Blk | Stl | Pts | Avg |
|---------|----|----|-----|------|----|-----|------|-----|-----|------|----|-----|------|-----|-----|-----|-----|----|----|----|----|-----|-----|-----|-----|
| 2013-14 | 34 | 0 | 370 | 10.9 | 44 | 119 | .370 | 12 | 36 | .333 | 32 | 62 | .516 | 21 | 51 | 72 | 2.1 | 26 | 0 | 25 | 15 | 6 | 13 | 132 | 3.9 |
| 2014-15 | 22 | 0 | 138 | 6.3 | 13 | 24 | .542 | 2 | 11 | .182 | 13 | 20 | .650 | 5 | 29 | 34 | 1.5 | 12 | 0 | 22 | 12 | 4 | 6 | 41 | 1.9 |
| TOTAL | 56 | 0 | 508 | 9.1 | 57 | 143 | .399 | 14 | 47 | .298 | 45 | 82 | .549 | 26 | 80 | 106 | 1.9 | 38 | 0 | 47 | 27 | 10 | 19 | 173 | 3.1 |

CAREER STATISTICS (CONFERENCE GAMES)

| Year | GP | GS | Min | Avg | FG | FGA | Pct | 3FG | FGA | Pct | FT | FTA | Pct | Off | Def | TR | Avg | PF | FO | A | TO | Blk | Stl | Pts | Avg |
|---------|----|----|-----|-----|----|-----|------|-----|-----|------|----|-----|------|-----|-----|----|-----|----|----|----|----|-----|-----|-----|-----|
| 2013-14 | 17 | 0 | 99 | 5.8 | 8 | 33 | .242 | 0 | 7 | .000 | 2 | 13 | .154 | 8 | 13 | 21 | 1.2 | 3 | 0 | 11 | 2 | 1 | 3 | 18 | 1.1 |
| 2014-15 | 10 | 0 | 57 | 5.7 | 6 | 10 | .600 | 2 | 6 | .333 | 7 | 10 | .700 | 1 | 15 | 16 | 1.6 | 7 | 0 | 5 | 4 | 2 | 1 | 21 | 2.1 |
| TOTAL | 27 | 0 | 156 | 5.8 | 14 | 43 | .326 | 2 | 13 | .154 | 9 | 23 | .391 | 9 | 28 | 37 | 1.4 | 10 | 0 | 16 | 6 | 3 | 4 | 39 | 1.4 |

#30 • DALTON NIXON
6-7 • 215 • FR • FORWARD



OREM, UTAH
OREM HS

2014-15 SEASON — PPG: 2.5 RPG: 2.1 APG: 0.9 SPG: 0.1 BPG: 0.2 FG%: .442 3FG%: .188 FT%: 1.000

Last Time Out

- Posted 3 rebounds and 2 blocks in his first career start against Santa Clara

In 2014-15 • Freshman

- Had 4 points, the first points of his BYU career, against UALR
- Scored 10 points, grabbed 3 boards, 2 assists and a steal vs. SVU
- Had 7 points, 3 rebounds, 1 assist and 1 block vs. Chaminade
- Hit first career 3-pointer against Purdue
- Posted 4 points, 3 rebounds and 1 block at Pacific

Before BYU

- A four-year letterman playing for Golden Holt at Orem High School
- Orem's all-time leading scorer with 1,367 points and a three-time first-team all-state honoree
- As a senior averaged 20.2 points, 8.9 rebounds, 1.7 assists and 1.1 steals as Orem finished 18-9 overall, 10-2 in region play and advanced to the 4A state championship game
- Named first-team all-state by the Deseret News and the Salt Lake Tribune
- As a junior averaged 17.5 points, 8.2 rebounds, 1.7 assists and 1.3 steals and hit 21 threes as Orem finished 20-4 overall and 13-1 in region play
- Named first-team all-state by the Deseret News and the Salt Lake Tribune, All-Valley by the Daily Herald
- As a sophomore averaged 12.5 points and 5.5 rebounds and hit 33 threes as Orem finished 24-1 overall, 14-0 in region play and won the 4A Utah state title

- Named first-team all-state by the Deseret News and the Salt Lake Tribune and All-Valley by the Daily Herald
- Named the 4A Tournament MVP as a sophomore
- National position recruiting rankings: 51st by ESPN
- Played for the Utah Prospects during the AAU season

Personal

- Parents are Kevin and Stephanie Nixon
- Has two sisters
- His father Kevin Nixon played at BYU from 1991-93
- Also recruited by Arizona State, Creighton, Hawai'i, San Diego, San Francisco, Utah, Utah State and Weber State

2014-15 SEASON HIGHS

| | |
|-------|--|
| PTS | 10 vs. SVU – 11/19/14 |
| 1st H | 6 at San Diego – 1/24/15 |
| 2nd H | 6 vs. SVU – 11/19/14 |
| REB | 4, 4 times, last at Saint Mary's – 1/17/15 |
| AST | 4 at San Francisco – 1/3/15 |
| STL | 1, twice, last vs. UMass – 12/23/14 |
| BLK | 2 vs. Santa Clara – 1/31/15 |
| FGM | 4, twice, last at San Diego – 1/24/15 |
| FGA | 9 vs. SVU – 11/19/14 |
| 3PM | 1, twice, last at Weber State – 12/13/14 |
| 3PA | 2, 3 times, last at San Francisco – 1/3/15 |
| FTM | 4 at Santa Clara – 1/1/15 |
| FTA | 4 at Santa Clara – 1/1/15 |

MISCELLANEOUS

| | 14-15 | Career |
|----------------------|---------|--------|
| Double-Figure Points | 1 (1-0) | same |
| 20-plus Points | 0 (0-0) | same |
| Double-Figure Reb | 0 (0-0) | same |
| Double-Doubles | 0 (0-0) | same |
| 3-plus Steals | 0 (0-0) | same |
| 3-plus Blocks | 0 (0-0) | same |
| 3-plus 3-point FG | 0 (0-0) | same |
| Scoring Leader | 0 (0-0) | same |
| Rebound Leader | 0 (0-0) | same |
| Assist Leader | 0 (0-0) | same |

2014-15 GAME-BY-GAME

| Opponent | Date | GS | Min | FG | FGA | Pct | 3FG | FGA | Pct | FT | FTA | Pct | Off | Def | TR | Avg | PF | FO | A | TO | Blk | Stl | Pts | Avg | |
|----------------------|----------|----|-----|-----|-----|-------|------|-----|-------|------|-----|-------|-------|-----|----|-----|-----|----|---|----|-----|-----|-----|-----|-----|
| Long Beach State | 11/14/14 | | 7 | 0 | 1 | .000 | 0 | 1 | .000 | 0 | 0 | .000 | 0 | 1 | 1 | 1.0 | 2 | 0 | 0 | 0 | 0 | 0 | 0 | 0.0 | |
| Arkansas-Little Rock | 11/18/14 | | 7 | 2 | 3 | .667 | 0 | 0 | .000 | 0 | 0 | .000 | 0 | 0 | 0 | 0.5 | 1 | 0 | 1 | 0 | 0 | 0 | 4 | 2.0 | |
| Southern Virginia | 11/19/14 | | 17 | 4 | 9 | .444 | 0 | 2 | .000 | 2 | 2 | 1.000 | 1 | 2 | 3 | 1.3 | 0 | 0 | 2 | 1 | 0 | 1 | 10 | 4.7 | |
| vs. San Diego State | 11/24/14 | | 6 | 0 | 0 | .000 | 0 | 0 | .000 | 0 | 0 | .000 | 1 | 2 | 3 | 1.8 | 0 | 0 | 2 | 0 | 0 | 0 | 0 | 3.5 | |
| vs. Chaminade | 11/25/14 | | 16 | 3 | 5 | .600 | 0 | 2 | .000 | 1 | 1 | 1.000 | 0 | 3 | 3 | 2.0 | 3 | 0 | 1 | 1 | 1 | 0 | 7 | 4.2 | |
| vs. Purdue | 11/26/14 | | 6 | 1 | 2 | .500 | 1 | 1 | 1.000 | 0 | 0 | .000 | 1 | 0 | 1 | 1.8 | 3 | 0 | 0 | 0 | 0 | 0 | 3 | 4.0 | |
| Eastern Kentucky | 11/29/14 | | 2 | 0 | 0 | .000 | 0 | 0 | .000 | 0 | 0 | .000 | 0 | 0 | 0 | 1.6 | 1 | 0 | 1 | 0 | 0 | 0 | 0 | 3.4 | |
| at Utah State | 12/02/14 | | | | | | | | | | | | | | | | | | | | | | | | |
| vs. Hawai'i | 12/06/14 | | 2 | 0 | 1 | .000 | 0 | 0 | .000 | 0 | 0 | .000 | 0 | 1 | 1 | 1.5 | 1 | 0 | 0 | 0 | 0 | 0 | 0 | 3.0 | |
| Utah | 12/10/14 | | | | | | | | | | | | | | | | | | | | | | | | |
| at Weber State | 12/13/14 | | 13 | 2 | 2 | 1.000 | 1 | 1 | 1.000 | 0 | 0 | .000 | 1 | 3 | 4 | 1.8 | 1 | 0 | 0 | 0 | 0 | 0 | 5 | 3.2 | |
| Stanford | 12/20/14 | | 8 | 0 | 3 | .000 | 0 | 1 | .000 | 0 | 0 | .000 | 3 | 1 | 4 | 2.0 | 0 | 0 | 1 | 0 | 0 | 0 | 0 | 2.9 | |
| UMass | 12/23/14 | | 8 | 0 | 2 | .000 | 0 | 1 | .000 | 0 | 0 | .000 | 0 | 1 | 1 | 1.9 | 1 | 0 | 1 | 1 | 0 | 1 | 0 | 2.6 | |
| Gonzaga | 12/27/14 | | | | | | | | | | | | | | | | | | | | | | | | |
| Portland | 12/29/14 | | 4 | 0 | 1 | .000 | 0 | 1 | .000 | 0 | 0 | .000 | 0 | 0 | 0 | 1.8 | 2 | 0 | 0 | 0 | 0 | 0 | 0 | 2.4 | |
| at Santa Clara | 01/01/15 | | 18 | 0 | 1 | .000 | 0 | 1 | .000 | 4 | 4 | 1.000 | 0 | 4 | 4 | 1.9 | 0 | 0 | 1 | 0 | 0 | 0 | 4 | 2.5 | |
| at San Francisco | 01/03/15 | | 15 | 1 | 3 | .333 | 0 | 2 | .000 | 2 | 2 | 1.000 | 1 | 1 | 2 | 1.9 | 1 | 0 | 4 | 0 | 0 | 0 | 4 | 2.6 | |
| Pepperdine | 01/08/15 | | 6 | 0 | 1 | .000 | 0 | 1 | .000 | 0 | 0 | .000 | 0 | 0 | 0 | 1.8 | 0 | 0 | 0 | 0 | 0 | 0 | 0 | 2.5 | |
| Loyola Marymount | 01/10/15 | | 2 | 0 | 0 | .000 | 0 | 0 | .000 | 0 | 0 | .000 | 0 | 1 | 1 | 1.8 | 1 | 0 | 0 | 0 | 0 | 0 | 0 | 2.3 | |
| at Pacific | 01/15/15 | | 21 | 1 | 2 | .500 | 0 | 0 | .000 | 2 | 2 | 1.000 | 1 | 2 | 3 | 1.8 | 3 | 0 | 0 | 1 | 1 | 0 | 4 | 2.4 | |
| at Saint Mary's | 01/17/15 | | 31 | 1 | 1 | 1.000 | 1 | 1 | 1.000 | 0 | 0 | .000 | 0 | 4 | 4 | 1.9 | 1 | 0 | 2 | 4 | 0 | 0 | 3 | 2.4 | |
| at San Diego | 01/24/15 | | 13 | 4 | 4 | 1.000 | 0 | 0 | .000 | 0 | 0 | .000 | 0 | 3 | 3 | 2.0 | 5 | 1 | 0 | 1 | 0 | 1 | 8 | 2.7 | |
| San Francisco | 01/29/15 | | 11 | 0 | 1 | .000 | 0 | 0 | .000 | 0 | 0 | .000 | 2 | 1 | 3 | 2.1 | 0 | 0 | 2 | 1 | 0 | 0 | 0 | 2.6 | |
| Santa Clara | 01/31/15 | * | 21 | 0 | 1 | .000 | 0 | 1 | .000 | 0 | 0 | .000 | 1 | 2 | 3 | 2.1 | 3 | 0 | 1 | 0 | 2 | 0 | 0 | 2.5 | |
| at Pepperdine | 02/05/15 | | | | | | | | | | | | | | | | | | | | | | | | |
| at Loyola Marymount | 02/07/15 | | | | | | | | | | | | | | | | | | | | | | | | |
| Saint Mary's | 02/12/15 | | | | | | | | | | | | | | | | | | | | | | | | |
| Pacific | 02/14/15 | | | | | | | | | | | | | | | | | | | | | | | | |
| San Diego | 02/19/15 | | | | | | | | | | | | | | | | | | | | | | | | |
| at Portland | 02/26/15 | | | | | | | | | | | | | | | | | | | | | | | | |
| at Gonzaga | 02/28/15 | | | | | | | | | | | | | | | | | | | | | | | | |
| Totals | | | 1 | 234 | 19 | 43 | .442 | 3 | 16 | .188 | 11 | 11 | 1.000 | 12 | 32 | 44 | 2.1 | 29 | 1 | 19 | 10 | 4 | 3 | 52 | 2.5 |

CAREER STATISTICS (ALL GAMES)

| Year | GP | GS | Min | Avg | FG | FGA | Pct | 3FG | FGA | Pct | FT | FTA | Pct | Off | Def | TR | Avg | PF | FO | A | TO | Blk | Stl | Pts | Avg |
|---------|----|----|-----|------|----|-----|------|-----|-----|------|----|-----|-------|-----|-----|----|-----|----|----|----|----|-----|-----|-----|-----|
| 2014-15 | 21 | 1 | 234 | 11.1 | 19 | 43 | .442 | 3 | 16 | .188 | 11 | 11 | 1.000 | 12 | 32 | 44 | 2.1 | 29 | 1 | 19 | 10 | 4 | 3 | 52 | 2.5 |
| TOTAL | 21 | 1 | 234 | 11.1 | 19 | 43 | .442 | 3 | 16 | .188 | 11 | 11 | 1.000 | 12 | 32 | 44 | 2.1 | 29 | 1 | 19 | 10 | 4 | 3 | 52 | 2.5 |

CAREER STATISTICS (CONFERENCE GAMES)

| Year | GP | GS | Min | Avg | FG | FGA | Pct | 3FG | FGA | Pct | FT | FTA | Pct | Off | Def | TR | Avg | PF | FO | A | TO | Blk | Stl | Pts | Avg |
|---------|----|----|-----|------|----|-----|------|-----|-----|------|----|-----|-------|-----|-----|----|-----|----|----|----|----|-----|-----|-----|-----|
| 2014-15 | 10 | 1 | 142 | 14.2 | 7 | 15 | .467 | 1 | 7 | .143 | 8 | 8 | 1.000 | 5 | 18 | 23 | 2.3 | 16 | 1 | 10 | 7 | 3 | 1 | 23 | 2.3 |
| TOTAL | 10 | 1 | 142 | 14.2 | 7 | 15 | .467 | 1 | 7 | .143 | 8 | 8 | 1.000 | 5 | 18 | 23 | 2.3 | 16 | 1 | 10 | 7 | 3 | 1 | 23 | 2.3 |

#33 • NATE AUSTIN
6-11 • 230 • SR • FORWARD



ALPINE, UTAH
LONE PEAK HS

2014-15 SEASON — PPG: 3.0 RPG: 5.6 APG: 0.9 SPG: 0.7 BPG: 0.2 FG%: .500 3FG%: .200 FT%: .786

Last Time Out

- Did not play against Santa Clara

In 2014-15 • Senior

- Suffered a torn right hamstring against Utah
- Scored 6 points, grabbed 9 rebounds, had 3 assists and 2 blocks against Long Beach State
- Had 8 points and 11 boards vs. UALR
- Against Purdue had 7 points, 6 rebounds, 1 assist and 1 steal

In 2013-14 • Junior

- Ranked 53rd in the nation in total rebounds and 97th in rebounds per game
- Ranked 4th in the WCC in rebounding, 4th in offensive rebounds, 4th in defensive rebounds and 9th in blocks
- In the BYU record book, totaled the 3rd most offensive rebounds in a season, 2nd most personal fouls in a season and 5th most games started in a season
- Posted season highs of 12 points (at Stanford), 16 rebounds (San Francisco), 4 assists (Prairie View A&M), 4 steals (Prairie View A&M), 3 blocks (North Texas), 5 field goals made (at Stanford) and 5 free throws made (at Portland)

In 2012-13 • Sophomore

- Was 17th in the WCC in rebounding, 13th in blocked shots, 9th in offensive rebounds
- Played in all 36 games and started 7, including the last 5-straight

- Posted season highs of 9 points (at Gonzaga, vs. Baylor), 11 rebounds (vs. Baylor), 4 assists (vs. Eastern New Mexico), 3 steals (at Iowa State) and 3 blocks (twice)

In 2011-12 • Freshman

- Played in every game this season and started 1 game
- Posted season highs of 15 points, 10 rebounds, 3 assists and 2 blocks
- Tied for 10th in the WCC in offensive rebounds in league games
- Career-high 15 points came on 7 of 8 shooting vs. Weber State

Before BYU

- Helped Lone Peak to a 22-3 record as a senior
- Earned first-team all-state honors as a senior
- Averaged 11.5 points while helping the Knights to a trip to the state title game in 2009
- Helped Lone Peak win the 2008 state title
- Played with fellow Cougars Tyler Haws and Josh Sharp at Lone Peak
- Coached by Quincy Lewis
- Played for Salt Lake Metro club team directed by Dave Hammer and coached by Marty Haws

Personal

- Parents are Randy and Leslie Austin
- Served a mission for The Church of Jesus Christ of Latter-day Saints in McAllen, Texas
- Also recruited by Boise State and Utah State

2014-15 SEASON HIGHS

| | |
|-------|---|
| PTS | 8 vs. UALR – 11/18/14 |
| 1st H | 2, 4 times, last at Utah State 12/2/14 |
| 2nd H | 6 vs. UALR – 11/18/14 |
| REB | 11 vs. UALR – 11/18/14 |
| AST | 3, twice, last vs. Chaminade – 11/25/14 |
| STL | 2 vs. UALR – 11/18/14 |
| BLK | 2 vs. LBSU – 11/14/14 |
| FGM | 4 vs. UALR – 11/18/14 |
| FGA | 4, twice, last vs. SDSU – 11/24/14 |
| 3PM | 1 vs. LBSU – 11/14/14 |
| 3PA | 2, twice, last at Utah State 12/2/14 |
| FTM | 3, 3 times, last at Utah State 12/2/14 |
| FTA | 4, 3 times, last at Utah State 12/2/14 |

CAREER HIGHS

| | |
|-------|--|
| PTS | 15 vs. Weber State – 12/07/11 |
| 1st H | 9, twice, last vs. Baylor – 4/2/13 |
| 2nd H | 13 vs. Weber State – 12/7/11 |
| REB | 16 vs. San Francisco – 2/08/14 |
| AST | 4, twice, last vs. PVAMU – 12/11/13 |
| STL | 4 vs. Prairie View A&M – 12/11/13 |
| BLK | 3, 3 times, last vs. North Texas – 12/3/13 |
| FGM | 7 vs. Weber State – 12/07/11 |
| FGA | 8 vs. Weber State – 12/07/11 |
| 3PM | 1, 13 times, last vs. LBSU – 11/14/14 |
| 3PA | 2, 15 times, last at Utah State – 12/2/14 |
| FTM | 5, 3 times, last at San Diego – 3/1/14 |
| FTA | 6, 3 times, last vs. Saint Mary's – 2/1/14 |

MISCELLANEOUS

| | 14-15 | Career |
|----------------------|---------|-----------|
| Double-Figure Points | 0 (0-0) | 4 (4-0) |
| 20-plus Points | 0 (0-0) | 0 (0-0) |
| Double-Figure Reb | 1 (1-0) | 13 (7-6) |
| Double-Doubles | 0 (0-0) | 1 (1-0) |
| 3-plus Steals | 0 (0-0) | 2 (1-1) |
| 3-plus Blocks | 0 (0-0) | 3 (2-1) |
| 3-plus 3-point FG | 0 (0-0) | 0 (0-0) |
| Scoring Leader | 0 (0-0) | 0 (0-0) |
| Rebound Leader | 3 (2-1) | 27 (19-8) |
| Assist Leader | 0 (0-0) | 1 (1-0) |

2014-15 GAME-BY-GAME

| Opponent | Date | GS | Min | FG | FGA | Pct | 3FG | FGA | Pct | FT | FTA | Pct | Off | Def | TR | Avg | Pf | FO | A | TO | Blk | Stl | Pts | Avg | |
|----------------------|----------|----|-----|-----|-----|-------|------|-----|------|------|-----|-------|------|-----|----|------|-----|----|---|----|-----|-----|-----|-----|-----|
| Long Beach State | 11/14/14 | * | 26 | 1 | 3 | .333 | 1 | 1 | 1.00 | 3 | 4 | .750 | 3 | 6 | 9 | 9.0 | 2 | 0 | 3 | 1 | 2 | 0 | 6 | 6.0 | |
| Arkansas-Little Rock | 11/18/14 | * | 30 | 4 | 4 | 1.000 | 0 | 0 | .000 | 0 | 0 | .000 | 2 | 9 | 11 | 10.0 | 2 | 0 | 0 | 0 | 0 | 2 | 8 | 7.0 | |
| Southern Virginia | 11/19/14 | * | 11 | 0 | 0 | .000 | 0 | 0 | .000 | 0 | 0 | .000 | 0 | 3 | 3 | 7.7 | 2 | 0 | 0 | 0 | 0 | 1 | 0 | 4.7 | |
| vs. San Diego State | 11/24/14 | * | 26 | 0 | 4 | .000 | 0 | 2 | .000 | 0 | 0 | .000 | 3 | 2 | 5 | 7.0 | 5 | 1 | 0 | 0 | 0 | 1 | 0 | 3.5 | |
| vs. Chaminade | 11/25/14 | * | 17 | 1 | 1 | 1.000 | 0 | 0 | .000 | 2 | 2 | 1.000 | 1 | 6 | 7 | 7.0 | 1 | 0 | 3 | 0 | 0 | 0 | 4 | 3.6 | |
| vs. Purdue | 11/26/14 | * | 23 | 2 | 2 | 1.000 | 0 | 0 | .000 | 3 | 4 | .750 | 3 | 3 | 6 | 6.8 | 5 | 1 | 1 | 0 | 0 | 1 | 7 | 4.2 | |
| Eastern Kentucky | 11/29/14 | * | 23 | 0 | 0 | .000 | 0 | 0 | .000 | 0 | 0 | .000 | 0 | 2 | 2 | 6.1 | 2 | 0 | 1 | 2 | 0 | 1 | 0 | 3.6 | |
| at Utah State | 12/02/14 | * | 31 | 1 | 4 | .250 | 0 | 2 | .000 | 3 | 4 | .750 | 3 | 6 | 9 | 6.5 | 2 | 0 | 1 | 0 | 0 | 1 | 5 | 3.8 | |
| vs. Hawai'i | 12/06/14 | * | 10 | 0 | 0 | .000 | 0 | 0 | .000 | 0 | 0 | .000 | 0 | 4 | 4 | 6.2 | 1 | 0 | 0 | 0 | 0 | 0 | 0 | 3.3 | |
| Utah | 12/10/14 | * | 0+ | 0 | 0 | .000 | 0 | 0 | .000 | 0 | 0 | .000 | 0 | 0 | 0 | 5.6 | 0 | 0 | 0 | 0 | 0 | 0 | 0 | 3.0 | |
| at Weber State | 12/13/14 | | | | | | | | | | | | | | | | | | | | | | | | |
| Stanford | 12/20/14 | | | | | | | | | | | | | | | | | | | | | | | | |
| UMass | 12/23/14 | | | | | | | | | | | | | | | | | | | | | | | | |
| Gonzaga | 12/27/14 | | | | | | | | | | | | | | | | | | | | | | | | |
| Portland | 12/29/14 | | | | | | | | | | | | | | | | | | | | | | | | |
| at Santa Clara | 01/01/15 | | | | | | | | | | | | | | | | | | | | | | | | |
| at San Francisco | 01/03/15 | | | | | | | | | | | | | | | | | | | | | | | | |
| Pepperdine | 01/08/15 | | | | | | | | | | | | | | | | | | | | | | | | |
| Loyola Marymount | 01/10/15 | | | | | | | | | | | | | | | | | | | | | | | | |
| at Pacific | 01/15/15 | | | | | | | | | | | | | | | | | | | | | | | | |
| at Saint Mary's | 01/17/15 | | | | | | | | | | | | | | | | | | | | | | | | |
| at San Diego | 01/24/15 | | | | | | | | | | | | | | | | | | | | | | | | |
| San Francisco | 01/29/15 | | | | | | | | | | | | | | | | | | | | | | | | |
| Santa Clara | 01/31/15 | | | | | | | | | | | | | | | | | | | | | | | | |
| at Pepperdine | 02/05/15 | | | | | | | | | | | | | | | | | | | | | | | | |
| at Loyola Marymount | 02/07/15 | | | | | | | | | | | | | | | | | | | | | | | | |
| Saint Mary's | 02/12/15 | | | | | | | | | | | | | | | | | | | | | | | | |
| Pacific | 02/14/15 | | | | | | | | | | | | | | | | | | | | | | | | |
| San Diego | 02/19/15 | | | | | | | | | | | | | | | | | | | | | | | | |
| at Portland | 02/26/15 | | | | | | | | | | | | | | | | | | | | | | | | |
| at Gonzaga | 02/28/15 | | | | | | | | | | | | | | | | | | | | | | | | |
| Totals | | | 10 | 197 | 9 | 18 | .500 | 1 | 5 | .200 | 11 | 14 | .786 | 15 | 41 | 56 | 5.6 | 22 | 2 | 9 | 3 | 2 | 7 | 30 | 3.0 |

CAREER STATISTICS (ALL GAMES)

| Year | GP | GS | Min | Avg | FG | FGA | Pct | 3FG | FGA | Pct | FT | FTA | Pct | Off | Def | TR | Avg | Pf | FO | A | TO | Blk | Stl | Pts | Avg |
|--------------|-----|----|------|------|-----|-----|------|-----|-----|------|----|-----|------|-----|-----|-----|-----|-----|----|----|----|-----|-----|-----|-----|
| 2011-12 | 35 | 1 | 450 | 12.9 | 58 | 107 | .542 | 7 | 23 | .304 | 20 | 39 | .513 | 53 | 79 | 132 | 3.8 | 95 | 6 | 19 | 20 | 15 | 9 | 143 | 4.1 |
| 2012-13 | 36 | 7 | 631 | 17.5 | 52 | 109 | .477 | 3 | 15 | .200 | 24 | 41 | .585 | 77 | 88 | 165 | 4.6 | 92 | 5 | 20 | 21 | 23 | 21 | 131 | 3.6 |
| 2013-14 | 35 | 35 | 934 | 26.7 | 48 | 88 | .545 | 2 | 4 | .500 | 34 | 52 | .654 | 90 | 188 | 278 | 7.9 | 119 | 6 | 32 | 38 | 31 | 26 | 132 | 3.8 |
| 2014-15 | 10 | 10 | 197 | 19.7 | 9 | 18 | .500 | 1 | 5 | .200 | 11 | 14 | .786 | 15 | 41 | 56 | 5.6 | 22 | 2 | 9 | 3 | 2 | 7 | 30 | 3.0 |
| TOTAL | 116 | 53 | 2212 | 19.1 | 167 | 322 | .519 | 13 | 47 | .277 | 89 | 146 | .610 | 235 | 396 | 631 | 5.4 | 328 | 19 | 80 | 82 | 71 | 63 | 436 | 3.8 |

CAREER STATISTICS (CONFERENCE GAMES)

| Year | GP | GS | Min | Avg | FG | FGA | Pct | 3FG | FGA | Pct | FT | FTA | Pct | Off | Def | TR | Avg | Pf | FO | A | TO | Blk | Stl | Pts | Avg |
|--------------|----|----|------|------|----|-----|------|-----|-----|------|----|-----|------|-----|-----|-----|-----|-----|----|----|----|-----|-----|-----|-----|
| 2011-12 | 16 | 1 | 230 | 14.4 | 28 | 52 | .538 | 2 | 10 | .200 | 12 | 22 | .545 | 33 | 36 | 69 | 4.3 | 48 | 4 | 9 | 8 | 5 | 5 | 70 | 4.4 |
| 2012-13 | 16 | 0 | 281 | 17.6 | 20 | 39 | .513 | 1 | 8 | .125 | 7 | 15 | .467 | 29 | 39 | 68 | 4.3 | 41 | 2 | 8 | 9 | 10 | 9 | 48 | 3.0 |
| 2013-14 | 18 | 18 | 505 | 28.1 | 24 | 42 | .571 | 0 | 0 | .000 | 21 | 32 | .656 | 50 | 94 | 144 | 8.0 | 59 | 3 | 13 | 21 | 15 | 9 | 69 | 3.8 |
| 2014-15 | | | | | | | | | | | | | | | | | | | | | | | | | |
| TOTAL | 50 | 19 | 1016 | 20.3 | 72 | 133 | .541 | 3 | 18 | .167 | 40 | 69 | .580 | 112 | 169 | 281 | 5.6 | 148 | 9 | 30 | 38 | 30 | 23 | 187 | 3.7 |

#35 • ISAAC NEILSON
6-11 • 225 • FR • FORWARD



MISSION VIEJO, CALIFORNIA
MISSION VIEJO HS

2014-15 SEASON — PPG: 3.7 RPG: 2.8 APG: 0.2 SPG: 0.4 BPG: 0.4 FG%: .449 3FG%: .318 FT%: .679

Last Time Out

- Posted a career-high 9 rebounds and 1 steal against Santa Clara

In 2014-15 • Freshman

- Became the first freshman since 2005 to score in double digits in the season opener with 10 points, also grabbed 1 rebound vs. Long Beach State
- Scored 13 points and added 7 rebounds, 2 assists and 4 steals against Southern Virginia
- Totaled 12 points, hit 2 threes and added 4 rebounds, 1 assist and 2 blocks vs. San Diego State

Before BYU

- Played for Troy Roelen at Mission Viejo
- As a senior averaged 15.3 points, 11.3 rebounds and 5.0 blocks while Mission Viejo finished 29-3 overall and 7-1 in league play
- Posted season highs of 29 points, 25 rebounds and 11 blocks
- Named MaxPreps All-State Division II Second Team, All-CIF Southern Section Team Division 2AA, Orange County Register All-County Team
- Named MVP of the 2010 Diablo Inferno Tournament where he averaged 14 points, 12 rebounds and 8 blocks
- As a junior averaged 9.0 points, 9.0 rebounds and 4.5 blocks
- Named first-team All-South Coast Conference

Personal

- Served a two-year mission for The Church of Jesus Christ of Latter-day Saints in Alabama
- Parents are Jim and Janice
- Has three brothers and two sisters

2014-15 SEASON HIGHS

| | |
|-------|--|
| PTS | 15 at Weber State – 12/13/14 |
| 1st H | 8 vs. LBSU – 11/14/14 |
| 2nd H | 11 vs. SVU – 11/19/14 |
| REB | 9 vs. Santa Clara – 1/31/15 |
| AST | 2 vs. SVU – 11/19/14 |
| STL | 4 vs. SVU – 11/19/14 |
| BLK | 2, 3 times, last vs. Stanford – 12/20/14 |
| FGM | 5, twice, last at Weber State – 12/13/14 |
| FGA | 9 at Weber State – 12/13/14 |
| 3PM | 4 at Weber State – 12/13/14 |
| 3PA | 5, twice, last at Weber State – 12/13/14 |
| FTM | 6 vs. LBSU – 11/14/14 |
| FTA | 7 vs. LBSU – 11/14/14 |

MISCELLANEOUS

| | 14-15 | Career |
|----------------------|---------|--------|
| Double-Figure Points | 4 (3-1) | same |
| 20-plus Points | 0 (0-0) | same |
| Double-Figure Reb | 0 (0-0) | same |
| Double-Doubles | 0 (0-0) | same |
| 3-plus Steals | 0 (0-0) | same |
| 3-plus Blocks | 0 (0-0) | same |
| 3-plus 3-point FG | 1 (1-0) | same |
| Scoring Leader | 0 (0-0) | same |
| Rebound Leader | 2 (2-0) | same |
| Assist Leader | 0 (0-0) | same |

2014-15 GAME-BY-GAME

| Opponent | Date | GS | Min | FG | FGA | Pct | 3FG | FGA | Pct | FT | FTA | Pct | Off | Def | TR | Avg | PF | FO | A | TO | Blk | Stl | Pts | Avg |
|----------------------|----------|----|-----|----|-----|-------|-----|-----|-------|----|-----|-------|-----|-----|----|-----|----|----|---|----|-----|-----|-----|------|
| Long Beach State | 11/14/14 | | 11 | 2 | 3 | .667 | 0 | 0 | .000 | 6 | 7 | .857 | 1 | 0 | 1 | 1.0 | 0 | 0 | 0 | 0 | 0 | 0 | 10 | 10.0 |
| Arkansas-Little Rock | 11/18/14 | | 6 | 2 | 5 | .400 | 0 | 1 | .000 | 0 | 1 | .000 | 1 | 1 | 2 | 1.5 | 2 | 0 | 1 | 0 | 0 | 0 | 4 | 7.0 |
| Southern Virginia | 11/19/14 | | 16 | 5 | 8 | .625 | 0 | 1 | .000 | 3 | 6 | .500 | 5 | 2 | 7 | 3.3 | 4 | 0 | 2 | 1 | 0 | 4 | 13 | 9.0 |
| vs. San Diego State | 11/24/14 | | 22 | 4 | 7 | .571 | 2 | 5 | .400 | 2 | 2 | 1.000 | 1 | 3 | 4 | 3.5 | 1 | 0 | 1 | 0 | 2 | 0 | 12 | 9.8 |
| vs. Chaminade | 11/25/14 | | 15 | 2 | 5 | .400 | 1 | 1 | 1.000 | 0 | 0 | .000 | 2 | 3 | 5 | 3.8 | 2 | 0 | 0 | 0 | 0 | 0 | 5 | 8.8 |
| vs. Purdue | 11/26/14 | | 13 | 2 | 5 | .400 | 0 | 1 | .000 | 0 | 0 | .000 | 1 | 2 | 3 | 3.7 | 4 | 0 | 0 | 0 | 2 | 0 | 4 | 8.0 |
| Eastern Kentucky | 11/29/14 | * | 8 | 0 | 1 | .000 | 0 | 0 | .000 | 0 | 0 | .000 | 2 | 1 | 3 | 3.6 | 1 | 0 | 0 | 1 | 0 | 0 | 0 | 6.9 |
| at Utah State | 12/02/14 | | 1 | 0 | 1 | .000 | 0 | 1 | .000 | 0 | 0 | .000 | 0 | 0 | 0 | 3.1 | 0 | 0 | 0 | 0 | 0 | 0 | 0 | 6.0 |
| vs. Hawai'i | 12/06/14 | | 1 | 0 | 0 | .000 | 0 | 0 | .000 | 0 | 0 | .000 | 2 | 0 | 2 | 3.0 | 0 | 0 | 0 | 2 | 0 | 0 | 0 | 5.3 |
| Utah | 12/10/14 | | 10 | 0 | 3 | .000 | 0 | 1 | .000 | 0 | 0 | .000 | 0 | 0 | 0 | 2.7 | 1 | 0 | 0 | 0 | 0 | 0 | 0 | 4.8 |
| at Weber State | 12/13/14 | * | 26 | 5 | 9 | .556 | 4 | 5 | .800 | 1 | 2 | .500 | 1 | 5 | 6 | 3.0 | 4 | 0 | 0 | 0 | 1 | 2 | 15 | 5.7 |
| Stanford | 12/20/14 | * | 23 | 2 | 5 | .400 | 0 | 1 | .000 | 2 | 2 | 1.000 | 2 | 4 | 6 | 3.3 | 3 | 0 | 0 | 1 | 2 | 0 | 6 | 5.8 |
| UMass | 12/23/14 | * | 14 | 2 | 4 | .500 | 0 | 2 | .000 | 0 | 0 | .000 | 2 | 3 | 5 | 3.4 | 1 | 0 | 0 | 2 | 1 | 1 | 4 | 5.6 |
| GONZAGA | 12/27/14 | * | 8 | 0 | 1 | .000 | 0 | 1 | .000 | 0 | 0 | .000 | 0 | 1 | 1 | 3.2 | 1 | 0 | 0 | 1 | 0 | 0 | 0 | 5.2 |
| Portland | 12/29/14 | | 2 | 0 | 0 | .000 | 0 | 0 | .000 | 0 | 0 | .000 | 0 | 0 | 0 | 3.0 | 0 | 0 | 0 | 0 | 0 | 0 | 0 | 4.9 |
| at Santa Clara | 01/01/15 | | 8 | 0 | 1 | .000 | 0 | 0 | .000 | 1 | 2 | .500 | 1 | 1 | 2 | 2.9 | 2 | 0 | 0 | 0 | 0 | 0 | 1 | 4.6 |
| at San Francisco | 01/03/15 | | 9 | 2 | 3 | .667 | 0 | 1 | .000 | 0 | 1 | .000 | 0 | 2 | 2 | 2.9 | 1 | 0 | 0 | 1 | 0 | 0 | 4 | 4.6 |
| Pepperdine | 01/08/15 | | 2 | 1 | 2 | .500 | 0 | 0 | .000 | 0 | 0 | .000 | 1 | 0 | 1 | 2.8 | 0 | 0 | 0 | 0 | 0 | 0 | 2 | 4.4 |
| Loyola Marymount | 01/10/15 | | 3 | 0 | 0 | .000 | 0 | 0 | .000 | 0 | 0 | .000 | 0 | 0 | 0 | 2.6 | 2 | 0 | 0 | 1 | 0 | 0 | 0 | 4.2 |
| at Pacific | 01/15/15 | | 17 | 1 | 1 | 1.000 | 0 | 0 | .000 | 2 | 2 | 1.000 | 0 | 3 | 3 | 2.7 | 4 | 0 | 0 | 1 | 1 | 0 | 4 | 4.2 |
| at Saint Mary's | 01/17/15 | | 5 | 0 | 1 | .000 | 0 | 1 | .000 | 0 | 0 | .000 | 1 | 0 | 1 | 2.6 | 3 | 0 | 0 | 0 | 0 | 2 | 0 | 4.0 |
| at San Diego | 01/24/15 | | 5 | 0 | 1 | .000 | 0 | 0 | .000 | 0 | 0 | .000 | 1 | 1 | 2 | 2.5 | 1 | 0 | 0 | 0 | 0 | 0 | 0 | 3.8 |
| San Francisco | 01/29/15 | | 6 | 1 | 1 | 1.000 | 0 | 0 | .000 | 2 | 2 | 1.000 | 1 | 1 | 2 | 2.5 | 2 | 0 | 0 | 0 | 0 | 0 | 4 | 3.8 |
| Santa Clara | 01/31/15 | | 12 | 0 | 2 | .000 | 0 | 0 | .000 | 0 | 1 | .000 | 3 | 6 | 9 | 2.8 | 4 | 0 | 0 | 1 | 0 | 1 | 0 | 3.7 |
| at Pepperdine | 02/05/15 | | | | | | | | | | | | | | | | | | | | | | | |
| at Loyola Marymount | 02/07/15 | | | | | | | | | | | | | | | | | | | | | | | |
| Saint Mary's | 02/12/15 | | | | | | | | | | | | | | | | | | | | | | | |
| Pacific | 02/14/15 | | | | | | | | | | | | | | | | | | | | | | | |
| San Diego | 02/19/15 | | | | | | | | | | | | | | | | | | | | | | | |
| at Portland | 02/26/15 | | | | | | | | | | | | | | | | | | | | | | | |
| at Gonzaga | 02/28/15 | | | | | | | | | | | | | | | | | | | | | | | |
| Totals | | 5 | 243 | 31 | 69 | .449 | 7 | 22 | .318 | 19 | 28 | .679 | 28 | 39 | 67 | 2.8 | 43 | 0 | 4 | 12 | 9 | 10 | 88 | 3.7 |

CAREER STATISTICS (ALL GAMES)

| Year | GP | GS | Min | Avg | FG | FGA | Pct | 3FG | FGA | Pct | FT | FTA | Pct | Off | Def | TR | Avg | PF | FO | A | TO | Blk | Stl | Pts | Avg |
|---------|----|----|-----|------|----|-----|------|-----|-----|------|----|-----|------|-----|-----|----|-----|----|----|---|----|-----|-----|-----|-----|
| 2014-15 | 24 | 5 | 243 | 10.1 | 31 | 69 | .449 | 7 | 22 | .318 | 19 | 28 | .679 | 28 | 39 | 67 | 2.8 | 43 | 0 | 4 | 12 | 9 | 10 | 88 | 3.7 |
| TOTAL | 24 | 5 | 243 | 10.1 | 31 | 69 | .449 | 7 | 22 | .318 | 19 | 28 | .679 | 28 | 39 | 67 | 2.8 | 43 | 0 | 4 | 12 | 9 | 10 | 88 | 3.7 |

CAREER STATISTICS (CONFERENCE GAMES)

| Year | GP | GS | Min | Avg | FG | FGA | Pct | 3FG | FGA | Pct | FT | FTA | Pct | Off | Def | TR | Avg | PF | FO | A | TO | Blk | Stl | Pts | Avg |
|---------|----|----|-----|-----|----|-----|------|-----|-----|------|----|-----|------|-----|-----|----|-----|----|----|---|----|-----|-----|-----|-----|
| 2014-15 | 11 | 1 | 77 | 7.0 | 5 | 13 | .385 | 0 | 3 | .000 | 5 | 8 | .625 | 8 | 15 | 23 | 2.1 | 20 | 0 | 0 | 5 | 1 | 3 | 15 | 1.4 |
| TOTAL | 11 | 1 | 77 | 7.0 | 5 | 13 | .385 | 0 | 3 | .000 | 5 | 8 | .625 | 8 | 15 | 23 | 2.1 | 20 | 0 | 0 | 5 | 1 | 3 | 15 | 1.4 |

#41 • LUKE WORTHINGTON
6-10 • 235 • SO • FORWARD



MEQUON, WISCONSIN
HOMESTEAD HS

2014-15 SEASON — PPG: 2.3 RPG: 1.9 APG: 0.2 SPG: 0.4 BPG: 0.0 FG%: .442 3FG%: .000 FT%: .667

Last Time Out

- Played 1 minute against Santa Clara

In 2014-15 • Sophomore

- Had 7 points, 4 rebounds and a steal vs. UALR
- Set a career-high in points with 12 and steals with 2, while tying a career-high with 4 rebounds against Southern Virginia
- Totaled 4 points and 6 rebounds at Utah State

In 2013-14 • Freshman

- Posted season highs of 7 points (Santa Clara), 4 rebounds (at Saint Mary's), 2 field goals made (twice), 3 free throws made (Santa Clara).
- Hit 2 of 3 from the field and 3 of 4 from the free throw line to score 7 points against Santa Clara on Feb. 6
- Grabbed 4 rebounds, including 3 on the offensive end, and scored a point against Saint Mary's on Feb. 15
- Started in games against Portland, San Diego and Loyola Marymount from Feb. 22 until March 8
- Scored 5 points against Portland on Feb. 22
- Scored 4 points against Mount St. Mary's
- Averaged 1.0 points and 0.9 rebounds and shot .462 from the field

Before BYU

- Played for Kevin McKenna at Homestead High School
- Ranked the No. 7 prospect in the class of 2013 in the state of Wisconsin and No. 43 among power forwards nationally by ESPN.com

- One of seven Wisconsin players nominated for the McDonald's All-America Game
- As a senior was a team captain and averaged 13.6 points and 10.0 rebounds per game
- Led Homestead to a record of 13-7 overall and 8-4 in league play
- Named Wisconsin Basketball Coaches Association Division I All-State Honorable Mention
- Named third-team All-Area by the Milwaukee Wisconsin Journal Sentinel
- Named first-team All-North Shore Conference
- As a junior, averaged 12 points, 9 rebounds and 2 blocks
- Led Homestead to a record of 15-5 overall and 10-3 in league play
- Named first-team All-North Shore Conference
- Played for Wisconsin Playground Elite coached by Duane "Ike" Wilson
- Played football at Homestead, was a team captain and helped lead team to the 2012 Wisconsin state title
- Received all-conference, all-region and all-state honors in football
- Recruited by BYU and Wisconsin to play football
- Maintained a GPA above 4.0 and was a member of the National Honor Society

Personal

- Parents are John and Kris Worthington
- Has one brother and two sisters
- Also recruited by Butler, Princeton, Penn, Davidson, Yale, DePaul, Lehigh, Bucknell, Utah State and Saint Louis

2014-15 SEASON HIGHS

| | |
|-------|--|
| PTS | 12 vs. SVU – 11/19/14 |
| 1st H | 8 vs. SVU – 11/19/14 |
| 2nd H | 4, twice, last at Utah State – 12/2/14 |
| REB | 6 at Utah State – 12/2/14 |
| AST | 1, 5 times, last at Pacific – 1/15/15 |
| STL | 2 vs. SVU – 11/19/14 |
| BLK | 1 vs. UMass – 12/23/14 |
| FGM | 6 vs. SVU – 11/19/14 |
| FGA | 7, twice, last vs. SVU – 11/19/14 |
| 3PM | — |
| 3PA | — |
| FTM | 3, twice, last vs. Stanford – 12/20/14 |
| FTA | 4, twice, last vs. Stanford – 12/20/14 |

CAREER HIGHS

| | |
|-------|--|
| PTS | 12 vs. SVU – 11/19/14 |
| 1st H | 8 vs. SVU – 11/19/14 |
| 2nd H | 4, twice, last at Utah State – 12/2/14 |
| REB | 6 at Utah State – 12/2/14 |
| AST | 1, 9 times, last at Pacific – 1/15/15 |
| STL | 2 vs. SVU – 11/19/14 |
| BLK | 1, 3 times, last vs. UMass – 12/23/14 |
| FGM | 6 vs. SVU – 11/19/14 |
| FGA | 7, twice, last vs. SVU – 11/19/14 |
| 3PM | — |
| 3PA | — |
| FTM | 3, 3 times, last vs. Stanford – 12/20/14 |
| FTA | 4, 3 times, last vs. Stanford – 12/20/14 |

MISCELLANEOUS

| | 14-15 | Career |
|----------------------|---------|---------|
| Double-Figure Points | 1 (1-0) | 1 (1-0) |
| 20-plus Points | 0 (0-0) | 0 (0-0) |
| Double-Figure Reb | 0 (0-0) | 0 (0-0) |
| Double-Doubles | 0 (0-0) | 0 (0-0) |
| 3-plus Steals | 0 (0-0) | 0 (0-0) |
| 3-plus Blocks | 0 (0-0) | 0 (0-0) |
| 3-plus 3-point FG | 0 (0-0) | 0 (0-0) |
| Scoring Leader | 0 (0-0) | 0 (0-0) |
| Rebound Leader | 0 (0-0) | 0 (0-0) |
| Assist Leader | 0 (0-0) | 0 (0-0) |

2014-15 GAME-BY-GAME

| Opponent | Date | GS | Min | FG | FGA | Pct | 3FG | FGA | Pct | FT | FTA | Pct | Off | Def | TR | Avg | PF | FO | A | TO | Blk | Stl | Pts | Avg | |
|----------------------|----------|----|-----|-----|-----|-------|------|-----|------|------|-----|-------|------|-----|----|-----|-----|----|---|----|-----|-----|-----|-----|-----|
| Long Beach State | 11/14/14 | * | 13 | 1 | 2 | .500 | 0 | 0 | .000 | 0 | 0 | .000 | 1 | 1 | 2 | 2.0 | 2 | 0 | 0 | 1 | 0 | 0 | 2 | 2.0 | |
| Arkansas-Little Rock | 11/18/14 | * | 16 | 3 | 7 | .429 | 0 | 0 | .000 | 1 | 2 | .500 | 1 | 3 | 4 | 3.0 | 2 | 0 | 0 | 0 | 0 | 1 | 7 | 4.5 | |
| Southern Virginia | 11/19/14 | * | 13 | 6 | 7 | .857 | 0 | 0 | .000 | 0 | 1 | .000 | 4 | 0 | 4 | 3.3 | 2 | 0 | 0 | 3 | 0 | 2 | 12 | 7.0 | |
| vs. San Diego State | 11/24/14 | * | 8 | 0 | 1 | .000 | 0 | 0 | .000 | 0 | 0 | .000 | 0 | 1 | 1 | 2.8 | 3 | 0 | 0 | 1 | 0 | 0 | 0 | 5.3 | |
| vs. Chaminade | 11/25/14 | * | 8 | 2 | 3 | .667 | 0 | 0 | .000 | 0 | 0 | .000 | 1 | 0 | 1 | 2.4 | 1 | 0 | 0 | 1 | 0 | 0 | 4 | 5.0 | |
| vs. Purdue | 11/26/14 | * | 20 | 0 | 1 | .000 | 0 | 0 | .000 | 3 | 4 | .750 | 1 | 2 | 3 | 2.5 | 5 | 1 | 1 | 1 | 0 | 1 | 3 | 4.7 | |
| Eastern Kentucky | 11/29/14 | * | 16 | 0 | 0 | .000 | 0 | 0 | .000 | 1 | 2 | .500 | 1 | 1 | 2 | 2.4 | 3 | 0 | 0 | 0 | 0 | 1 | 1 | 4.1 | |
| at Utah State | 12/02/14 | * | 25 | 2 | 6 | .333 | 0 | 0 | .000 | 0 | 2 | .000 | 3 | 3 | 6 | 2.9 | 4 | 0 | 0 | 0 | 0 | 0 | 4 | 4.1 | |
| vs. Hawai'i | 12/06/14 | * | 12 | 0 | 1 | .000 | 0 | 0 | .000 | 0 | 0 | .000 | 0 | 1 | 1 | 2.7 | 3 | 0 | 0 | 0 | 0 | 0 | 0 | 3.7 | |
| Utah | 12/10/14 | * | 12 | 0 | 1 | .000 | 0 | 0 | .000 | 2 | 2 | 1.000 | 1 | 1 | 2 | 2.6 | 2 | 0 | 1 | 1 | 0 | 1 | 2 | 3.5 | |
| vs. San Diego State | 12/13/14 | * | 18 | 0 | 2 | .000 | 0 | 0 | .000 | 2 | 2 | 1.000 | 0 | 1 | 1 | 2.5 | 4 | 0 | 0 | 1 | 0 | 1 | 2 | 3.4 | |
| Stanford | 12/20/14 | * | 23 | 1 | 1 | 1.000 | 0 | 0 | .000 | 3 | 4 | .750 | 1 | 1 | 2 | 2.4 | 3 | 0 | 0 | 1 | 0 | 0 | 5 | 3.5 | |
| UMass | 12/23/14 | * | 24 | 1 | 3 | .333 | 0 | 0 | .000 | 0 | 0 | .000 | 1 | 1 | 2 | 2.4 | 2 | 0 | 1 | 1 | 1 | 0 | 2 | 3.4 | |
| Gonzaga | 12/27/14 | * | 15 | 0 | 1 | .000 | 0 | 0 | .000 | 2 | 2 | 1.000 | 1 | 1 | 2 | 2.4 | 5 | 1 | 0 | 0 | 0 | 1 | 2 | 3.3 | |
| Portland | 12/29/14 | * | 20 | 0 | 2 | .000 | 0 | 0 | .000 | 0 | 0 | .000 | 0 | 2 | 2 | 2.3 | 3 | 0 | 0 | 0 | 0 | 0 | 0 | 3.1 | |
| at Santa Clara | 01/01/15 | * | 16 | 2 | 3 | .667 | 0 | 0 | .000 | 0 | 0 | .000 | 1 | 2 | 3 | 2.4 | 3 | 0 | 0 | 0 | 0 | 0 | 4 | 3.1 | |
| at San Francisco | 01/03/15 | * | 13 | 0 | 0 | .000 | 0 | 0 | .000 | 0 | 0 | .000 | 0 | 0 | 0 | 2.2 | 3 | 0 | 0 | 0 | 0 | 0 | 0 | 2.9 | |
| Pepperdine | 01/08/15 | * | 17 | 0 | 0 | .000 | 0 | 0 | .000 | 1 | 2 | .500 | 1 | 0 | 1 | 2.2 | 3 | 0 | 0 | 1 | 0 | 0 | 1 | 2.8 | |
| Loyola Marymount | 01/10/15 | * | 16 | 0 | 0 | .000 | 0 | 0 | .000 | 0 | 0 | .000 | 1 | 1 | 2 | 2.2 | 3 | 0 | 1 | 2 | 0 | 0 | 0 | 2.7 | |
| at Pacific | 01/15/15 | * | 9 | 0 | 0 | .000 | 0 | 0 | .000 | 0 | 0 | .000 | 0 | 1 | 1 | 2.1 | 4 | 0 | 1 | 0 | 0 | 1 | 0 | 2.6 | |
| at Saint Mary's | 01/17/15 | * | 17 | 0 | 1 | .000 | 0 | 0 | .000 | 0 | 0 | .000 | 0 | 0 | 0 | 2.0 | 3 | 0 | 0 | 0 | 0 | 0 | 0 | 2.4 | |
| at San Diego | 01/24/15 | * | 14 | 1 | 1 | 1.000 | 0 | 0 | .000 | 2 | 2 | 1.000 | 0 | 2 | 2 | 2.0 | 4 | 0 | 0 | 0 | 0 | 0 | 4 | 2.5 | |
| San Francisco | 01/29/15 | | 9 | 0 | 0 | .000 | 0 | 0 | .000 | 1 | 2 | .500 | 1 | 1 | 2 | 2.0 | 2 | 0 | 0 | 0 | 0 | 0 | 1 | 2.4 | |
| Santa Clara | 01/31/15 | | 1 | 0 | 0 | .000 | 0 | 0 | .000 | 0 | 0 | .000 | 0 | 0 | 0 | 1.9 | 1 | 0 | 0 | 0 | 0 | 0 | 0 | 2.3 | |
| at Pepperdine | 02/05/15 | | | | | | | | | | | | | | | | | | | | | | | | |
| at Loyola Marymount | 02/07/15 | | | | | | | | | | | | | | | | | | | | | | | | |
| Saint Mary's | 02/12/15 | | | | | | | | | | | | | | | | | | | | | | | | |
| Pacific | 02/14/15 | | | | | | | | | | | | | | | | | | | | | | | | |
| San Diego | 02/19/15 | | | | | | | | | | | | | | | | | | | | | | | | |
| at Portland | 02/26/15 | | | | | | | | | | | | | | | | | | | | | | | | |
| at Gonzaga | 02/28/15 | | | | | | | | | | | | | | | | | | | | | | | | |
| Totals | | | 21 | 355 | 19 | 43 | .442 | 0 | 0 | .000 | 18 | 27 | .667 | 20 | 26 | 46 | 1.9 | 70 | 2 | 5 | 14 | 1 | 9 | 56 | 2.3 |

CAREER STATISTICS (ALL GAMES)

| Year | GP | GS | Min | Avg | FG | FGA | Pct | 3FG | FGA | Pct | FT | FTA | Pct | Off | Def | TR | Avg | PF | FO | A | TO | Blk | Stl | Pts | Avg |
|---------|----|----|-----|------|----|-----|------|-----|-----|------|----|-----|------|-----|-----|----|-----|-----|----|---|----|-----|-----|-----|-----|
| 2013-14 | 31 | 3 | 251 | 8.1 | 12 | 26 | .462 | 0 | 0 | .000 | 8 | 20 | .400 | 13 | 16 | 29 | 0.9 | 56 | 2 | 4 | 14 | 2 | 4 | 32 | 1.0 |
| 2014-15 | 24 | 21 | 355 | 14.8 | 19 | 43 | .442 | 0 | 0 | .000 | 18 | 27 | .667 | 20 | 26 | 46 | 1.9 | 70 | 2 | 5 | 14 | 1 | 9 | 56 | 2.3 |
| TOTAL | 55 | 24 | 606 | 11.0 | 31 | 69 | .449 | 0 | 0 | .000 | 26 | 47 | .553 | 33 | 42 | 75 | 1.4 | 126 | 4 | 9 | 28 | 3 | 13 | 88 | 1.6 |

CAREER STATISTICS (CONFERENCE GAMES)

| Year | GP | GS | Min | Avg | FG | FGA | Pct | 3FG | FGA | Pct | FT | FTA | Pct | Off | Def | TR | Avg | PF | FO | A | TO | Blk | Stl | Pts | Avg |
|---------|----|----|-----|------|----|-----|------|-----|-----|------|----|-----|------|-----|-----|----|-----|----|----|---|----|-----|-----|-----|-----|
| 2013-14 | 16 | 2 | 147 | 9.2 | 5 | 10 | .500 | 0 | 0 | .000 | 7 | 12 | .583 | 11 | 8 | 19 | 1.2 | 33 | 2 | 2 | 7 | 2 | 4 | 17 | 1.1 |
| 2014-15 | 11 | 9 | 147 | 13.4 | 3 | 8 | .375 | 0 | 0 | .000 | 6 | 8 | .750 | 5 | 10 | 15 | 1.4 | 34 | 1 | 2 | 3 | 0 | 2 | 12 | 1.1 |
| TOTAL | 27 | 11 | 294 | 10.9 | 8 | 18 | .444 | 0 | 0 | .000 | 13 | 20 | .650 | 16 | 18 | 34 | 1.3 | 67 | 3 | 4 | 10 | 2 | 6 | 29 | 1.1 |

#44 • CORBIN KAUFUSI
6-10 • 245 • FR • CENTER



PROVO, UTAH
TIMPVIEW HS

2014-15 SEASON — PPG: 3.0 RPG: 3.3 APG: 0.1 SPG: 0.3 BPG: 0.7 FG%: .538 3FG%: .000 FT%: .560

Last Time Out

- Posted 2 rebounds and 1 block against Santa Clara

In 2014-15 • Freshman

- Had 5 points and 4 boards vs. UALR
- Tied his season-high with 5 points, 4 rebounds and 1 assist vs. SVU
- Had career-bests of 8 points, 6 rebounds and 2 blocks vs. Chaminade
- Had 4 points, 4 boards and 1 steal vs. Hawai'i
- Had 6 points on 2 of 2 shooting from the field and 2 of 2 from the free throw line and added 1 block and 2 steals against UMass
- Totaled 5 points and 3 rebounds at San Francisco

- Parents are Steve (an assistant coach on the BYU football team) and Michelle and has four siblings
- Brother Bronson plays football at BYU and played basketball for the Cougars in 2012-13
- Served a two-year mission for The Church of Jesus Christ of Latter-day Saints in South Korea
- An Eagle Scout

Before BYU

- Coached by Perry Wildeboer at Timpview High School
- As a junior averaged 11.6 points while helping Timpview to a record of 19-6
- As a sophomore helped Timpview win the 4A state title and finish with a record of 19-7
- Played in the 2011 All-Valley Basketball All-Star Classic
- Played football and helped Timpview win state titles in 2008 and 2009
- Second-team all-state in football in 2011
- A member of the National Honors Society and a four-year academic honoree
- Also recruited by Stanford to play football

Personal

2014-15 SEASON HIGHS

| | |
|-------|--|
| PTS | 8 vs. Chaminade – 11/25/14 |
| 1st H | 3, twice, last vs. SDSU – 11/24/14 |
| 2nd H | 8 vs. Chaminade – 11/25/14 |
| REB | 6, twice, last at Santa Clara – 1/1/15 |
| AST | 1, twice, last vs. Portland – 12/29/14 |
| STL | 2 vs. UMass – 12/23/14 |
| BLK | 2, 3 times, last vs. USF – 1/29/15 |
| FGM | 2, 6 times, last vs. USF – 12/29/15 |
| FGA | 4 vs. Chaminade – 11/25/14 |
| 3PM | — |
| 3PA | — |
| FTM | 5 vs. SVU – 11/19/14 |
| FTA | 9 vs. SVU – 11/19/14 |

MISCELLANEOUS

| | 14-15 | Career |
|----------------------|---------|--------|
| Double-Figure Points | 0 (0-0) | same |
| 20-plus Points | 0 (0-0) | same |
| Double-Figure Reb | 0 (0-0) | same |
| Double-Doubles | 0 (0-0) | same |
| 3-plus Steals | 0 (0-0) | same |
| 3-plus Blocks | 0 (0-0) | same |
| 3-plus 3-point FG | 0 (0-0) | same |
| Scoring Leader | 0 (0-0) | same |
| Rebound Leader | 0 (0-0) | same |
| Assist Leader | 0 (0-0) | same |

2014-15 GAME-BY-GAME

| Opponent | Date | GS | Min | FG | FGA | Pct | 3FG | FGA | Pct | FT | FTA | Pct | Off | Def | TR | Avg | PF | FO | A | TO | Blk | Stl | Pts | Avg |
|----------------------|----------|----|-----|----|-----|-------|-----|-----|------|----|-----|-------|-----|-----|----|-----|----|----|---|----|-----|-----|-----|-----|
| Long Beach State | 11/14/14 | | 6 | 0 | 1 | .000 | 0 | 0 | .000 | 0 | 0 | .000 | 1 | 0 | 1 | 1.0 | 3 | 0 | 0 | 1 | 0 | 0 | 0 | 0.0 |
| Arkansas-Little Rock | 11/18/14 | | 12 | 2 | 4 | .500 | 0 | 0 | .000 | 1 | 3 | .333 | 3 | 1 | 4 | 2.5 | 2 | 0 | 0 | 1 | 0 | 0 | 5 | 2.5 |
| Southern Virginia | 11/19/14 | | 10 | 0 | 0 | .000 | 0 | 0 | .000 | 5 | 9 | .556 | 0 | 4 | 4 | 3.0 | 1 | 0 | 1 | 2 | 0 | 0 | 5 | 3.3 |
| vs. San Diego State | 11/24/14 | | 15 | 1 | 3 | .333 | 0 | 0 | .000 | 1 | 4 | .250 | 2 | 2 | 4 | 3.3 | 4 | 0 | 0 | 0 | 1 | 0 | 3 | 3.3 |
| vs. Chaminade | 11/25/14 | | 12 | 2 | 4 | .500 | 0 | 0 | .000 | 4 | 5 | .800 | 4 | 2 | 6 | 3.8 | 2 | 0 | 0 | 3 | 2 | 0 | 8 | 4.2 |
| vs. Purdue | 11/26/14 | | 9 | 1 | 2 | .500 | 0 | 0 | .000 | 0 | 2 | .000 | 1 | 3 | 4 | 3.8 | 4 | 0 | 0 | 0 | 1 | 0 | 2 | 3.8 |
| Eastern Kentucky | 11/29/14 | | | | | | | | | | | | | | | | | | | | | | | |
| DNP | | | | | | | | | | | | | | | | | | | | | | | | |
| at Utah State | 12/02/14 | | 1 | 0 | 0 | .000 | 0 | 0 | .000 | 0 | 0 | .000 | 0 | 0 | 0 | 3.3 | 0 | 0 | 0 | 0 | 0 | 0 | 0 | 3.3 |
| vs. Hawai'i | 12/06/14 | | 16 | 1 | 1 | 1.000 | 0 | 0 | .000 | 2 | 2 | 1.000 | 2 | 2 | 4 | 3.4 | 3 | 0 | 0 | 2 | 0 | 1 | 4 | 3.4 |
| Utah | 12/10/14 | | 18 | 1 | 3 | .333 | 0 | 0 | .000 | 0 | 0 | .000 | 1 | 0 | 1 | 3.1 | 3 | 0 | 0 | 0 | 0 | 1 | 2 | 3.2 |
| at Weber State | 12/13/14 | | 14 | 2 | 3 | .667 | 0 | 0 | .000 | 2 | 2 | 1.000 | 2 | 2 | 4 | 3.2 | 4 | 0 | 0 | 4 | 0 | 1 | 6 | 3.5 |
| Stanford | 12/20/14 | | 8 | 0 | 0 | .000 | 0 | 0 | .000 | 0 | 0 | .000 | 0 | 2 | 2 | 3.1 | 2 | 0 | 0 | 0 | 1 | 0 | 0 | 3.2 |
| UMass | 12/23/14 | | 21 | 2 | 2 | 1.000 | 0 | 0 | .000 | 2 | 2 | 1.000 | 1 | 0 | 1 | 2.9 | 3 | 0 | 0 | 0 | 1 | 2 | 6 | 3.4 |
| Gonzaga | 12/27/14 | | 22 | 2 | 3 | .667 | 0 | 0 | .000 | 1 | 2 | .500 | 3 | 2 | 5 | 3.1 | 4 | 0 | 0 | 1 | 0 | 0 | 5 | 3.5 |
| Portland | 12/29/14 | | 18 | 1 | 1 | 1.000 | 0 | 0 | .000 | 0 | 1 | .000 | 2 | 3 | 5 | 3.2 | 4 | 0 | 1 | 0 | 0 | 0 | 2 | 3.4 |
| at Santa Clara | 01/01/15 | | 14 | 0 | 0 | .000 | 0 | 0 | .000 | 4 | 6 | .667 | 1 | 5 | 6 | 3.4 | 5 | 1 | 0 | 1 | 2 | 1 | 4 | 3.5 |
| at San Francisco | 01/03/15 | | 15 | 1 | 1 | 1.000 | 0 | 0 | .000 | 3 | 5 | .600 | 3 | 0 | 3 | 3.4 | 3 | 0 | 0 | 0 | 0 | 0 | 5 | 3.6 |
| Pepperdine | 01/08/15 | | 18 | 1 | 1 | 1.000 | 0 | 0 | .000 | 0 | 0 | .000 | 2 | 2 | 4 | 3.4 | 4 | 0 | 0 | 0 | 1 | 0 | 2 | 3.5 |
| Loyola Marymount | 01/10/15 | | 21 | 0 | 3 | .000 | 0 | 0 | .000 | 0 | 2 | .000 | 2 | 2 | 4 | 3.4 | 3 | 0 | 0 | 2 | 1 | 0 | 0 | 3.3 |
| at Pacific | 01/15/15 | | 7 | 0 | 0 | .000 | 0 | 0 | .000 | 2 | 2 | 1.000 | 0 | 1 | 1 | 3.3 | 4 | 0 | 0 | 2 | 0 | 0 | 2 | 3.2 |
| at Saint Mary's | 01/17/15 | | 17 | 1 | 1 | 1.000 | 0 | 0 | .000 | 0 | 0 | .000 | 1 | 0 | 1 | 3.2 | 4 | 0 | 0 | 0 | 1 | 1 | 2 | 3.1 |
| at San Diego | 01/24/15 | | 15 | 1 | 3 | .333 | 0 | 0 | .000 | 0 | 0 | .000 | 2 | 2 | 4 | 3.2 | 3 | 0 | 0 | 0 | 2 | 0 | 2 | 3.2 |
| San Francisco | 01/29/15 | * | 22 | 2 | 2 | 1.000 | 0 | 0 | .000 | 1 | 3 | .333 | 2 | 3 | 5 | 3.3 | 5 | 1 | 0 | 2 | 2 | 0 | 5 | 3.2 |
| Santa Clara | 01/31/15 | * | 15 | 0 | 1 | .000 | 0 | 0 | .000 | 0 | 0 | .000 | 0 | 2 | 2 | 3.3 | 3 | 0 | 0 | 1 | 1 | 0 | 0 | 3.0 |
| at Pepperdine | 02/05/15 | | | | | | | | | | | | | | | | | | | | | | | |
| at Loyola Marymount | 02/07/15 | | | | | | | | | | | | | | | | | | | | | | | |
| Saint Mary's | 02/12/15 | | | | | | | | | | | | | | | | | | | | | | | |
| Pacific | 02/14/15 | | | | | | | | | | | | | | | | | | | | | | | |
| San Diego | 02/19/15 | | | | | | | | | | | | | | | | | | | | | | | |
| at Portland | 02/26/15 | | | | | | | | | | | | | | | | | | | | | | | |
| at Gonzaga | 02/28/15 | | | | | | | | | | | | | | | | | | | | | | | |
| Totals | | 2 | 326 | 21 | 39 | .538 | 0 | 0 | .000 | 28 | 50 | .560 | 35 | 40 | 75 | 3.3 | 73 | 2 | 2 | 22 | 16 | 7 | 70 | 3.0 |

CAREER STATISTICS (ALL GAMES)

| Year | GP | GS | Min | Avg | FG | FGA | Pct | 3FG | FGA | Pct | FT | FTA | Pct | Off | Def | TR | Avg | PF | FO | A | TO | Blk | Stl | Pts | Avg |
|---------|----|----|-----|------|----|-----|------|-----|-----|------|----|-----|------|-----|-----|----|-----|----|----|---|----|-----|-----|-----|-----|
| 2014-15 | 23 | 2 | 326 | 14.2 | 21 | 39 | .538 | 0 | 0 | .000 | 28 | 50 | .560 | 35 | 40 | 75 | 3.3 | 73 | 2 | 2 | 22 | 16 | 7 | 70 | 3.0 |
| TOTAL | 23 | 2 | 326 | 14.2 | 21 | 39 | .538 | 0 | 0 | .000 | 28 | 50 | .560 | 35 | 40 | 75 | 3.3 | 73 | 2 | 2 | 22 | 16 | 7 | 70 | 3.0 |

CAREER STATISTICS (CONFERENCE GAMES)

| Year | GP | GS | Min | Avg | FG | FGA | Pct | 3FG | FGA | Pct | FT | FTA | Pct | Off | Def | TR | Avg | PF | FO | A | TO | Blk | Stl | Pts | Avg |
|---------|----|----|-----|------|----|-----|------|-----|-----|------|----|-----|------|-----|-----|----|-----|----|----|---|----|-----|-----|-----|-----|
| 2014-15 | 11 | 2 | 184 | 16.7 | 9 | 16 | .563 | 0 | 0 | .000 | 11 | 21 | .524 | 18 | 22 | 40 | 3.6 | 42 | 2 | 1 | 9 | 10 | 2 | 29 | 2.6 |
| TOTAL | 11 | 2 | 184 | 16.7 | 9 | 16 | .563 | 0 | 0 | .000 | 11 | 21 | .524 | 18 | 22 | 40 | 3.6 | 42 | 2 | 1 | 9 | 10 | 2 | 29 | 2.6 |

5 players scored in double figures

1/3/15 at San Francisco, Haws 22, Fischer 20, Winder 17, Collinsworth 12, Toolson 11

6 players scored in double figures

1/19/14 vs. SVU, Toolson 15, Neilson 13, Haws 13, Fischer 10, Winder 10, Nixon 10

No players scored in double figures

2/21/05 at Air Force, 39-70 L

One player recorded a double-double

1/10/15 vs. LMU
Kyle Collinsworth, 13 points, 10 rebounds

Two players recorded a double-double

3/10/14 vs. San Francisco
Kyle Collinsworth, 18 points, 12 rebounds
Eric Mika, 11 points, 10 rebounds

One player recorded a triple-double

1/15/15 at Pacific
Kyle Collinsworth, 17 points, 11 rebounds, 11 assists

Two double-digit rebounders

3/10/14 vs. San Francisco
Collinsworth and Mika - 12 and 10 rebounds

Six players had 5 or more rebounds

1/1/11 vs. Fresno Pacific, C. Collinsworth-8, Rogers-5, Emery-5, Hartsock-5, Abouo-5, Davies-5

Five players had 6 or more rebounds

11/20/10 vs. Chicago State, Abouo-8, K. Collinsworth-7, Rogers-7, Anderson-6, C. Collinsworth-6, Davies-6

Four players had 9 or more rebounds

12/30/06 vs. Seton Hall, Cumard-12, Plaisted-9, Young-9, Ainge-9

Two players fouled out

11/26/14 vs. Purdue
Nate Austin, Luke Worthington

Three or more players fouled out

1/3/09 vs. Wake Forest
Chris Miles, Gavin MacGregor, Charles Abouo

A BYU player received a technical foul

1/3/15 at San Francisco, Anson Winder

An opponent player received a technical foul

at San Francisco, Derrell Robertson

BYU coach received a technical foul

11/26/13 vs. Wichita State, Dave Rose

An opponent coach received a technical foul

1/29/15 vs. San Francisco, Rex Walters

A BYU player ejected from a game

12/14/13 at Utah, Eric Mika (flagrant 2 foul)

An opponent player ejected from a game

2/1/14 vs. Saint Mary's, Garrett Jackson (flagrant 2 foul)

A coach ejected from the game

11/30/05 vs. Lamar (at Delta Center)
Lamar coach Billy Tubbs (2 technical fouls)

AT LEAST two players scored 20+ points

1/3/15 at San Francisco, Haws 22, Fischer 20

Three players scored 20+ points

12/29/14 vs. Portland, Haws 24, Winder 22, Collinsworth 21

Four players scored 20+ points

1/13/79 vs. New Mexico, D. Ainge-27, Scott Runia-25, Devin Durrant-20, Alan Taylor-20

Two players scored 25+ points

3/18/10 vs. Florida-NCAA 1st Round
Jimmer Fredette 37, Michael Loyd, Jr. 26

A player scored 30+ points

12/6/14 vs. Hawaii, Tyler Haws 30

A player scored 40+ points

1/23/14 at Portland, Tyler Haws 48

A player attempted 20 or more field goals

1/8/14 vs. Pepperdine, Tyler Haws 22

A player with 5 or more steals

11/26/14 vs. Purdue, Kyle Collinsworth 6

A player had double-digit assists

1/15/15 at Pacific, Kyle Collinsworth 11

A player made double-digit free throws

1/24/15 at San Diego, Tyler Haws (10-11)

A player shot 100% at the free throw line (min. 8 atts)

12/27/14 vs. Gonzaga, Tyler Haws (9-9)

A player shot 100% from the floor (min. 5 atts)

1/7/12 vs. San Francisco, Brock Zylstra (8-8)

A player shot 100% on threes (min. 3 atts)

12/11/13 vs. Prairie View A&M, Anson Winder (3-3)

Did not make a three

3/8/14 vs. Loyola Marymount (0-12)

Last time opponent did not make a three

2/2/08 at Wyoming (0-15)

BYU had six or fewer turnovers

12/2/14 at Utah State, 6

BYU committed 25-plus turnovers

12/15/07 vs. Pepperdine, 86-67 W (29)

BYU committed 11 or less team fouls in a game

1/21/12 at Pepperdine, 11

BYU scored 90 points

1/15/15 at Pacific, 93

BYU scored 100 points

11/25/14 vs. Chaminade, 121

BYU scored 110 points

11/25/14 vs. Chaminade, 121

BYU scored less than 50 points in a game

1/15/08 at UNLV 41-70 L

Held opponent to less than 50 points in a game

11/19/14 vs. SVU 101-48 W

BYU scored less than 40 points in a game

2/21/05 at Air Force 39-70 L

Held opponent to less than 40 points in a game

11/23/10 vs. Mississippi Valley State 83-36 W

Shot 60% from the field

1/3/15 at San Francisco (.600) 33-55

Opponent shot 60% from the field

12/22/05 at Utah State (.600) 36-60

Shot 70% from the field in a half

1/3/15 at San Francisco (.741) 20-27

Did not miss a 2-point FG attempt in a half

2/23/04 vs. Air Force, 13-13 inside the arc, (14-17, .824 overall)

Shot less than 30% from the field

2/21/05 at Air Force, (.280), 14-50

Shot 100% from the free throw line

11/26/11 vs. Wisconsin (11-11)

Shot 90% from the free throw line (at least 10 attempts)

3/19/13 vs. Washington, (.913), 21-23

Shot less than 50% from the free throw line

2/8/14 vs. San Francisco, (.483), 14-29

Shot 60% on 3-pointers

12/13/14 at Weber State (.632), 12-19

Shot 70% on 3-pointers

12/11/13 vs. Prairie View A&M (.714), 10-14

Opponent scored less than 20 points in the 1st half

12/10/11 at Utah, 17 (25-17, 61-42 W)

Opponent scored less than 20 points in the 2nd half

11/10/13 vs. Pepperdine, 16 (46-16, 76-51 W)

BYU scored less than 20 points in the 1st half

2/21/05 at Air Force, 13 (BYU trailed 13-37)

BYU scored less than 20 points in the 2nd half

1/15/00 vs. Utah, 19

Opponent scored 50 or more points in a half

12/29/14 vs. Portland, 51 (2nd half)

BYU scored 50 or more points in the first half

1/3/15 at San Francisco, 57

BYU scored 50 or more points in the second half

1/15/15 at Pacific, 50

BYU scored 60 or more points in the first half

11/25/14 vs. Chaminade, 66

BYU scored 60 or more points in the second half

12/2/14 at Utah State, 60

Won by 60 or more points (largest margin ever)

12/22/06 vs. W. Oregon (62) 102-40

Won by 50 or more points

11/19/14 vs. SVU (53) 101-48

Won by 40 or more points

11/19/14 vs. SVU (53) 101-48

Won by 30 or more points

1/3/15 at San Francisco (31) 99-68

Won by 25 or more points

1/1/15 at Santa Clara (35) 81-46

Lost by 35-plus points

11/22/04 vs. North Carolina (36) 86-50

Lost by 30-plus points

2/21/05 at Air Force (31) 39-70

Lost by 25-plus points

1/15/08 at UNLV (29) 70-41

Played an overtime game

12/23/14 vs. UMass, 77-71 W (OT)

Won in single overtime

12/23/14 vs. UMass, 77-71 W (OT)

Lost in overtime

1/26/14 vs. Purdue, 85-87 L (OT)

Played a double OT game

1/24/14 vs. San Diego State, 87-92 L (2OT)

Played a triple OT game

1/23/14 at Portland, 114-110 L (3OT)

Won 15-straight games

2009-10 (15)

Won 10-straight games

2010-11 (10)

Lost 3-straight games

2013-14 @ Oregon, @ LMU, @ Pepperdine

Lost 4-straight games

2013-14 @ Utah, @ Oregon, @ LMU, @ Pepperdine

Lost 5-straight games

2004-05 @ UNM, @ AFA, @ Utah, UNLV, vs. UNM (at MWC)

Lost 9-straight games

1997-98

Lost 10-straight games

1996-97 (21) - school record

Played an NCAA tournament game

3/20/14 vs. Oregon-NCAA 2nd Round, 68-87

Won an NCAA Tournament game

3/13/12 vs. Iona-NCAA 1st Round, 78-72

Won two NCAA Tournament games

1980-81 Princeton 60-51, UCLA 78-55, Notre Dame 51-50, then lost to Virginia 60-74
Wofford 74-66, Gonzaga 89-67

Won three NCAA Tournament games

1980-81 Princeton 60-51, UCLA 78-55, Notre Dame 51-50, then lost to Virginia 60-74

Played in the NIT

4/2/13 vs. Baylor, 76-70 L

Won an NIT game

3/27/13 at Southern Miss 79-62 W

Won two NIT games

2012-13 Washington, 90-79, Mercer 90-79, Southern Miss 79-62

Won three NIT games

2012-13 Advanced to NIT semifinals
1965-66 NIT CHAMPIONS
1950-51 NIT CHAMPIONS

Won a conference tournament

2000-01

Won a regular season conference title

2010-11

Won a conference regular season outright

2007-08

Defeated a ranked team

2/20/14 vs. Gonzaga (25/22), 73-65

Defeated a ranked team at home

2/20/14 vs. Gonzaga (25/22), 73-65

Defeated a ranked team on the road

2/26/11 at SDSU (6/4), 80-67

Was ranked in the top 25 AP Poll

3/14/11 Ranked 10th

Was ranked in the top 25 Coaches Poll

3/29/11 Ranked 13th

Finished season ranked in the top 25 polls

2010-11 10th (AP), 13th (Coaches)

Official Basketball Box Score -- Game Totals -- Final Statistics
Long Beach State vs BYU
11/14/14 5:05 pm at Provo, Utah, Marriott Center

Long Beach State 90 • 0-1

Table with columns: Player, FG-FGA, 3-Ptr, FT-FTA, Rebounds, PF, TP, A TO Blk Stl, Min. Rows include Caffey, Mike; Samuels, David; Jones, Branford; LaSalle, McKay; Williams, Jack; Yussuf, Temidayo; McKnight, Eric; North, Deontae; Bibbins, Justin; Team Totals.

FG % 1st Half: 16-32 50.0% 2nd half: 17-29 58.6% Game: 33-61 54.1%
3FG % 1st Half: 7-12 58.3% 2nd half: 6-10 60.0% Game: 13-22 59.1%
FT % 1st Half: 8-15 53.3% 2nd half: 3-5 60.0% Game: 11-20 55.0%

BYU 95 • 1-0

Table with columns: Player, FG-FGA, 3-Ptr, FT-FTA, Rebounds, PF, TP, A TO Blk Stl, Min. Rows include FISCHER, Chase; HAWS, Tyler; COLLINSWORTH, Kyle; AUSTIN, Nate; WORTHINGTON, Luke; SHARP, Josh; TOOLSON, Jake; WINDER, Anson; HALFORD, Skyler; BARTLEY IV, Frank; NIXON, Dalton; NEILSON, Isaac; KAUFUSI, Corbin; Team Totals.

FG % 1st Half: 14-26 53.8% 2nd half: 14-28 50.0% Game: 28-54 51.9%
3FG % 1st Half: 5-12 41.7% 2nd half: 6-12 50.0% Game: 11-24 45.8%
FT % 1st Half: 13-15 86.7% 2nd half: 15-18 83.3% Game: 28-33 84.8%

Officials: Brady Chellette, Martin Cichocki, Ryan McCarty
Technical fouls: Long Beach State-None. BYU-None.
Attendance: 16778

Score by periods table showing 1st, 2nd, and Total scores for Long Beach State and BYU.

Last FG - LBSU 2nd-00:00, BYU 2nd-00:54.
Largest lead - LBSU by 5 1st-06:48, BYU by 10 2nd-04:57.
LBSU led for 05:51. BYU led for 30:38. Game was tied for 03:24.

Official Basketball Box Score -- Game Totals -- Final Statistics
Arkansas-Little Rock vs BYU
11/18/14 7:35 pm at Provo, Utah, Marriott Center

Arkansas-Little Rock 62 • 1-1

Table with columns: Player, FG-FGA, 3-Ptr, FT-FTA, Rebounds, PF, TP, A TO Blk Stl, Min. Rows include Woods, Roger; Thomas, J.T.; Reid, James; Dillard, Ben; White, James; Brown, Andrew; Washington, Jerron; Hagins, Josh; Hill, Maurius; Smith, DeVonte; Isom, Mareik; Leeper, Gus; Team Totals.

FG % 1st Half: 8-31 25.8% 2nd half: 13-30 43.3% Game: 21-61 34.4%
3FG % 1st Half: 2-9 22.2% 2nd half: 4-9 44.4% Game: 6-18 33.3%
FT % 1st Half: 10-12 83.3% 2nd half: 4-7 57.1% Game: 14-19 73.7%

BYU 91 • 2-0

Table with columns: Player, FG-FGA, 3-Ptr, FT-FTA, Rebounds, PF, TP, A TO Blk Stl, Min. Rows include FISCHER, Chase; HAWS, Tyler; COLLINSWORTH, Kyle; AUSTIN, Nate; WORTHINGTON, Luke; SHARP, Josh; ANDRUS, Ryan; WINDER, Anson; TOOLSON, Jake; HALFORD, Skyler; BARTLEY IV, Frank; NIXON, Dalton; NEILSON, Isaac; KAUFUSI, Corbin; Team Totals.

FG % 1st Half: 14-30 46.7% 2nd half: 23-39 59.0% Game: 37-69 53.6%
3FG % 1st Half: 2-6 33.3% 2nd half: 5-14 35.7% Game: 7-20 35.0%
FT % 1st Half: 7-14 50.0% 2nd half: 3-6 50.0% Game: 10-20 50.0%

Officials: Michael Irving, Sam Haddad, Kevin Brill
Technical fouls: Arkansas-Little Rock-TEAM 2. BYU-None.
Attendance: 12469

Score by periods table showing 1st, 2nd, and Total scores for Arkansas-Little Rock and BYU.

Last FG - UALR 2nd-00:05, BYU 2nd-00:30.
Largest lead - UALR by 3 1st-19:37, BYU by 31 2nd-00:30.
UALR led for 01:31. BYU led for 35:27. Game was tied for 03:02.

Official Basketball Box Score -- Game Totals -- Final Statistics
Southern Virginia vs BYU
11/19/14 7:05 pm at Provo, Utah, Marriott Center

Southern Virginia 48 • 1-1, 0-0

Table with columns: Player, FG-FGA, 3-Ptr, FT-FTA, Rebounds, PF, TP, A TO Blk Stl, Min. Rows include Preston Eaton; Wesley Evans; Kaleio Manuela; Kevin Walker; Justin Langford; Cody Hosier; Kyle Draglich; David Baety; Ermitit Mosely; Austin Wood; Joseph Ojelade; Taylor Larson; Aaron Rumbaugh; Ben Canevari; Michael Neufville; Cale Thornton; Team Totals.

FG % 1st Half: 10-35 28.6% 2nd half: 8-27 29.6% Game: 18-62 29.0%
3FG % 1st Half: 2-13 15.4% 2nd half: 1-8 12.5% Game: 3-21 14.3%
FT % 1st Half: 0-0 0.0% 2nd half: 9-11 81.8% Game: 9-11 81.8%

BYU 101 • 3-0, 0-0

Table with columns: Player, FG-FGA, 3-Ptr, FT-FTA, Rebounds, PF, TP, A TO Blk Stl, Min. Rows include FISCHER, Chase; HAWS, Tyler; HALFORD, Skyler; AUSTIN, Nate; WORTHINGTON, Luke; ELLIS, Jordan; ANDRUS, Ryan; SHARP, Josh; TOOLSON, Jake; WINDER, Anson; BARTLEY IV, Frank; NIXON, Dalton; NEILSON, Isaac; KAUFUSI, Corbin; Team Totals.

FG % 1st Half: 17-36 47.2% 2nd half: 20-32 62.5% Game: 37-68 54.4%
3FG % 1st Half: 3-12 25.0% 2nd half: 2-9 22.2% Game: 5-21 23.8%
FT % 1st Half: 12-16 75.0% 2nd half: 10-17 58.8% Game: 22-33 66.7%

Officials: Glen Mayberry, Nate Harris, Scott Brown
Technical fouls: Southern Virginia-None. BYU-None.
Attendance: 13099

Score by periods table showing 1st, 2nd, and Total scores for Southern Virginia and BYU.

Last FG - SVU 2nd-00:17, BYU 2nd-00:02.
Largest lead - SVU None, BYU by 56 2nd-02:08.
SVU led for 00:00. BYU led for 39:50. Game was tied for 00:10.

Official Basketball Box Score -- Game Totals -- Final Statistics
BYU vs SAN DIEGO STATE
11-24-14 6:30 p.m. at Lahaina Civic Center, Maui, Hawaii

BYU 87 • 3-1

Table with columns: Player, FG-FGA, 3-Ptr, FT-FTA, Rebounds, PF, TP, A TO Blk Stl, Min. Rows include AUSTIN, Nate; WORTHINGTON, Luke; FISCHER, Chase; HAWS, Tyler; COLLINSWORTH, Kyle; TOOLSON, Jake; WINDER, Anson; BARTLEY IV, Frank; NIXON, Dalton; NEILSON, Isaac; KAUFUSI, Corbin; Team Totals.

FG % 1st Half: 11-28 39.3% 2nd half: 13-30 43.3% OT: 6-20 30.0% Game: 30-78 38.5%
3FG % 1st Half: 6-9 66.7% 2nd half: 5-12 41.7% OT: 2-9 22.2% Game: 13-30 43.3%
FT % 1st Half: 5-7 71.4% 2nd half: 3-9 33.3% OT: 6-6 100.0% Game: 14-22 63.6%

SAN DIEGO STATE 92 • 4-0

Table with columns: Player, FG-FGA, 3-Ptr, FT-FTA, Rebounds, PF, TP, A TO Blk Stl, Min. Rows include SPENCER, Skylar; POLEE II, Dwayne; SHEPARD, Winston; O'BRIEN, JJ; KELL, Trey; ZABO, Kevin; CHOL, Angelo; ALLEN, Dakarai; QUINN, Aqeel; Team Totals.

FG % 1st Half: 16-33 48.5% 2nd half: 10-21 47.6% OT: 6-12 50.0% Game: 32-66 48.5%
3FG % 1st Half: 4-14 28.6% 2nd half: 2-7 28.6% OT: 3-6 50.0% Game: 9-27 33.3%
FT % 1st Half: 5-7 71.4% 2nd half: 4-8 50.0% OT: 10-16 62.5% Game: 19-31 61.3%

Officials: Randy McCall, Mike Sanzere, Wally Rutecki
Technical fouls: BYU-None. SAN DIEGO STATE-None.
Attendance: 2400

Score by periods table showing 1st, 2nd, OT, and Total scores for BYU and SAN DIEGO STATE.

Last FG - SAN DIEGO STATE 11-24-14 6:30 p.m. at Lahaina Civic Center, Maui, Hawaii.

Official Basketball Box Score -- Game Totals -- Final Statistics
BYU vs Chaminade
11-25-14 11:30 a.m. at Lahaina Civic Center, Maui, Hawaii

BYU 121 • 4-1

Box score for BYU vs Chaminade. Columns include Player, FG-FGA, 3-Ptr, FT-FTA, Rebounds, PF, TP, A TO Blk, Stl, Min. Summary totals at bottom.

FG % 1st Half: 23-37 62.2% 2nd half: 18-37 48.6% Game: 41-74 55.4% Deadball Rebounds 0
3FG % 1st Half: 14-18 77.8% 2nd half: 3-11 27.3% Game: 17-29 58.6%
FT % 1st Half: 6-8 75.0% 2nd half: 16-18 88.9% Game: 22-26 84.6%

Chaminade 85 • 2-2

Box score for Chaminade vs BYU. Columns include Player, FG-FGA, 3-Ptr, FT-FTA, Rebounds, PF, TP, A TO Blk, Stl, Min. Summary totals at bottom.

FG % 1st Half: 14-36 38.9% 2nd half: 13-36 36.1% Game: 27-72 37.5% Deadball Rebounds 3
3FG % 1st Half: 7-13 53.8% 2nd half: 3-11 27.3% Game: 10-25 40.0%
FT % 1st Half: 8-16 50.0% 2nd half: 13-14 92.9% Game: 21-30 70.0%

Officials: Dick Cartnell, Wally Rutecki, Sean Hull
Technical fouls: BYU-None. Chaminade-None.
Attendance: 2400
Chase Fischer's 10 3 pointers ties EA Sports Maui Invitational record, tying
Notre Dame's Kyle McAlmarney (2008) and Chaminade's Christophe Vardel (2013)
Fischer's 10 3 pointers also breaks BYU school record of 9 (Jimmer Fredette)

Score by periods table for BYU vs Chaminade showing 1st, 2nd, and Total scores.

Official Basketball Box Score -- Game Totals -- Final Statistics
PURDUE vs BYU
11-26-14 12 p.m. at Lahaina Civic Center, Maui, Hawaii

PURDUE 87 • 5-1

Box score for PURDUE vs BYU. Columns include Player, FG-FGA, 3-Ptr, FT-FTA, Rebounds, PF, TP, A TO Blk, Stl, Min. Summary totals at bottom.

FG % 1st Half: 14-28 50.0% 2nd half: 10-24 41.7% OT: 3-7 42.9% Game: 27-59 45.8% Deadball Rebounds 4
3FG % 1st Half: 3-7 42.9% 2nd half: 2-9 22.2% OT: 0-1 0.0% Game: 5-17 29.4%
FT % 1st Half: 9-10 90.0% 2nd half: 19-26 73.1% OT: 0-0 0.0% Game: 28-36 77.8%

BYU 85 • 4-2

Box score for BYU vs PURDUE. Columns include Player, FG-FGA, 3-Ptr, FT-FTA, Rebounds, PF, TP, A TO Blk, Stl, Min. Summary totals at bottom.

FG % 1st Half: 11-29 37.9% 2nd half: 15-28 53.6% OT: 1-5 20.0% Game: 27-62 43.5% Deadball Rebounds 5
3FG % 1st Half: 3-10 30.0% 2nd half: 4-10 40.0% OT: 0-1 0.0% Game: 7-21 33.3%
FT % 1st Half: 10-16 62.5% 2nd half: 12-14 85.7% OT: 2-2 100.0% Game: 24-32 75.0%

Officials: Dick Cartnell, Wally Rutecki, Ryan Wells
Technical fouls: PURDUE-None. BYU-None.
Attendance: 2400

Score by periods table for PURDUE vs BYU showing 1st, 2nd, OT, and Total scores.

Official Basketball Box Score -- Game Totals -- Final Statistics
Eastern Kentucky vs BYU
11/29/14 7:35 pm at Provo, Utah, Marriott Center

Eastern Kentucky 76 • 4-1, 0-0

Box score for Eastern Kentucky vs BYU. Columns include Player, FG-FGA, 3-Ptr, FT-FTA, Rebounds, PF, TP, A TO Blk, Stl, Min. Summary totals at bottom.

FG % 1st Half: 11-21 52.4% 2nd half: 13-28 46.4% Game: 24-49 49.0% Deadball Rebounds 2
3FG % 1st Half: 4-12 33.3% 2nd half: 5-12 41.7% Game: 9-24 37.5%
FT % 1st Half: 4-4 100.0% 2nd half: 15-19 78.9% Game: 19-23 82.6%

BYU 90 • 5-2, 0-0

Box score for BYU vs Eastern Kentucky. Columns include Player, FG-FGA, 3-Ptr, FT-FTA, Rebounds, PF, TP, A TO Blk, Stl, Min. Summary totals at bottom.

FG % 1st Half: 12-24 50.0% 2nd half: 20-31 64.5% Game: 32-55 58.2% Deadball Rebounds 1
3FG % 1st Half: 5-13 38.5% 2nd half: 10-15 66.7% Game: 15-28 53.6%
FT % 1st Half: 3-5 60.0% 2nd half: 8-10 80.0% Game: 11-15 73.3%

Score by periods table for Eastern Kentucky vs BYU showing 1st, 2nd, and Total scores.

Points in game table showing In, Off, 2nd, Fast, Bench points for Eastern Kentucky and BYU.

Last FG - EKU 2nd-00:23, BYU 2nd-00:54
Largest lead - EKU by 3 1st-17:36, BYU by 25 2nd-10:45.
EKU led for 04:11, BYU led for 31:18. Game was tied for 04:29.

Score tied - 6 times.
Lead changed - 4 times.

Official Basketball Box Score -- Game Totals -- Final Statistics
BYU vs Utah State
12/02/14 7:00 pm at Logan, Utah (Dee Glen Smith Spectrum)

BYU 91 • 6-2, 0-0 WCC

Box score for BYU vs Utah State. Columns include Player, FG-FGA, 3-Ptr, FT-FTA, Rebounds, PF, TP, A TO Blk, Stl, Min. Summary totals at bottom.

FG % 1st Half: 11-33 33.3% 2nd half: 15-33 45.5% Game: 26-66 39.4% Deadball Rebounds 2
3FG % 1st Half: 2-9 22.2% 2nd half: 3-16 18.8% Game: 5-25 20.0%
FT % 1st Half: 7-9 77.8% 2nd half: 27-30 90.0% Game: 34-39 87.2%

Utah State 81 • 3-3, 0-0 MW

Box score for Utah State vs BYU. Columns include Player, FG-FGA, 3-Ptr, FT-FTA, Rebounds, PF, TP, A TO Blk, Stl, Min. Summary totals at bottom.

FG % 1st Half: 13-28 46.4% 2nd half: 13-29 44.8% Game: 26-57 45.6% Deadball Rebounds 4
3FG % 1st Half: 4-8 50.0% 2nd half: 4-8 50.0% Game: 8-16 50.0%
FT % 1st Half: 2-4 50.0% 2nd half: 19-26 73.1% Game: 21-30 70.0%

Officials: R - Mike Reid, U1 - Daron White, U2 - Brett Nansel
Technical fouls: BYU-HAWS, Tyler. Utah State-McGLASTON, Jojo.
Attendance: 10270

Score by periods table for Utah State vs BYU showing 1st, 2nd, and Total scores.

Points in game table showing In, Off, 2nd, Fast, Bench points for Utah State and BYU.

Last FG - BYU 2nd-03:17, USU 2nd-00:25.
Largest lead - BYU by 14 2nd-03:17, USU by 5 2nd-19:09.
BYU led for 22:42, USU led for 12:05. Game was tied for 05:13.

Score tied - 6 times.
Lead changed - 11 times.

Official Basketball Box Score -- Game Totals -- Final Statistics

UMass vs BYU
12/23/14 12:05 pm at Provo, Utah, Marriott Center

UMass 71 • 6-6, 0-0

Box score table for UMass vs BYU game. Columns include Player, FG-FGA, 3-Ptr, FT-FTA, Rebounds, PF, TP, A TO Blk Stl, Min.

FG % 1st Half: 10-27 37.0% 2nd half: 14-22 63.6% OT: 3-10 30.0% Game: 27-59 45.8% Deadball Rebounds 2
3FG % 1st Half: 3-14 21.4% 2nd half: 0-2 0.0% OT: 2-6 33.3% Game: 5-22 22.7%
FT % 1st Half: 7-8 87.5% 2nd half: 4-7 57.1% OT: 1-2 50.0% Game: 12-17 70.6%

BYU 77 • 10-3, 0-0

Box score table for BYU 77 vs UMass 71 game. Columns include Player, FG-FGA, 3-Ptr, FT-FTA, Rebounds, PF, TP, A TO Blk Stl, Min.

FG % 1st Half: 13-34 38.2% 2nd half: 8-22 36.4% OT: 2-3 66.7% Game: 23-59 39.0% Deadball Rebounds 1
3FG % 1st Half: 2-11 18.2% 2nd half: 3-9 33.3% OT: 0-1 0.0% Game: 5-21 23.8%
FT % 1st Half: 4-4 100.0 2nd half: 11-16 68.8% OT: 11-12 91.7% Game: 26-32 81.3%

Officials: Frank Harvey, Glen Mayberry, Klaus Endrissat
Technical fouls: UMass-None. BYU-None.
Attendance: 15789
Overtime

Score by periods table for UMass vs BYU game. Columns: 1st, 2nd, OT, Total.

Points In Off 2nd Fast Bench table for UMass vs BYU game.

Last FG - UMass OT-00:05, BYU OT-00:56.
Largest lead - UMass by 7 1st-12:32, BYU by 7 OT-00:12.
UMass led for 19:14. BYU led for 18:00. Game was tied for 07:42.

Score tied - 14 times.
Lead changed - 18 times.

Official Basketball Box Score -- Game Totals -- Final Statistics

Gonzaga vs BYU
12/27/14 4:05 pm at Provo, Utah, Marriott Center

Gonzaga 87 • 12-1, 1-0

Box score table for Gonzaga vs BYU game. Columns include Player, FG-FGA, 3-Ptr, FT-FTA, Rebounds, PF, TP, A TO Blk Stl, Min.

FG % 1st Half: 17-34 50.0% 2nd half: 15-31 48.4% Game: 32-65 49.2% Deadball Rebounds 2
3FG % 1st Half: 2-9 22.2% 2nd half: 6-10 60.0% Game: 8-19 42.1%
FT % 1st Half: 7-10 70.0% 2nd half: 8-11 72.7% Game: 15-21 71.4%

BYU 80 • 10-4, 0-1

Box score table for BYU 80 vs Gonzaga 87 game. Columns include Player, FG-FGA, 3-Ptr, FT-FTA, Rebounds, PF, TP, A TO Blk Stl, Min.

FG % 1st Half: 14-30 46.7% 2nd half: 9-28 32.1% Game: 23-58 39.7% Deadball Rebounds 1
3FG % 1st Half: 5-12 41.7% 2nd half: 2-13 15.4% Game: 7-25 28.0%
FT % 1st Half: 10-10 100.0 2nd half: 17-21 81.0% Game: 27-31 87.1%

Officials: Michael Greenstein, Tommy Nunez, Deldre Carr
Technical fouls: Gonzaga-None. BYU-None.
Attendance: 20900
Marriott Center sold out.

Score by periods table for Gonzaga vs BYU game. Columns: 1st, 2nd, Total.

Points In Off 2nd Fast Bench table for Gonzaga vs BYU game.

Last FG - GON 2nd-01:04, BYU 2nd-00:18.
Largest lead - GON by 16 1st-09:06, BYU by 6 2nd-15:28.
GON led for 30:28. BYU led for 06:45. Game was tied for 02:47.

Score tied - 6 times.
Lead changed - 6 times.

Official Basketball Box Score -- Game Totals -- Final Statistics

Portland vs BYU
12/29/14 7:05 pm at Provo, Utah, Marriott Center

Portland 88 • 10-4, 1-1

Box score table for Portland vs BYU game. Columns include Player, FG-FGA, 3-Ptr, FT-FTA, Rebounds, PF, TP, A TO Blk Stl, Min.

FG % 1st Half: 11-27 40.7% 2nd half: 19-36 52.8% Game: 30-63 47.6% Deadball Rebounds 1
3FG % 1st Half: 2-9 22.2% 2nd half: 7-14 50.0% Game: 9-23 39.1%
FT % 1st Half: 13-14 92.9% 2nd half: 6-7 85.7% Game: 19-21 90.5%

BYU 97 • 11-4, 1-1

Box score table for BYU 97 vs Portland 88 game. Columns include Player, FG-FGA, 3-Ptr, FT-FTA, Rebounds, PF, TP, A TO Blk Stl, Min.

FG % 1st Half: 14-31 45.2% 2nd half: 19-34 55.9% Game: 33-65 50.8% Deadball Rebounds 2
3FG % 1st Half: 4-14 28.6% 2nd half: 3-7 42.9% Game: 7-21 33.3%
FT % 1st Half: 11-14 78.6% 2nd half: 13-17 76.5% Game: 24-31 77.4%

Officials: Michael Irving, Richard Batsell, Brett Nansel
Technical fouls: Portland-None. BYU-None.
Attendance: 17452

Score by periods table for Portland vs BYU game. Columns: 1st, 2nd, Total.

Points In Off 2nd Fast Bench table for Portland vs BYU game.

Last FG - POR 2nd-00:06, BYU 2nd-00:46.
Largest lead - POR by 5 1st-13:26, BYU by 22 2nd-10:10.
POR led for 03:11. BYU led for 36:05. Game was tied for 00:28.

Score tied - 0 times.
Lead changed - 2 times.

Official Basketball Box Score -- Game Totals -- Final Statistics

BYU vs Santa Clara
01/01/15 2 pm at Leavey Center, Santa Clara, Calif.

BYU 81 • 12-4, 2-1 WCC

Box score table for BYU vs Santa Clara game. Columns include Player, FG-FGA, 3-Ptr, FT-FTA, Rebounds, PF, TP, A TO Blk Stl, Min.

FG % 1st Half: 15-28 53.6% 2nd half: 10-25 40.0% Game: 25-53 47.2% Deadball Rebounds 3
3FG % 1st Half: 2-8 25.0% 2nd half: 6-14 42.9% Game: 8-22 36.4%
FT % 1st Half: 9-12 75.0% 2nd half: 14-16 87.5% Game: 23-28 82.1%

Santa Clara 46 • 6-8, 1-2 WCC

Box score table for Santa Clara 46 vs BYU 81 game. Columns include Player, FG-FGA, 3-Ptr, FT-FTA, Rebounds, PF, TP, A TO Blk Stl, Min.

FG % 1st Half: 8-28 28.6% 2nd half: 9-28 32.1% Game: 17-56 30.4% Deadball Rebounds 5
3FG % 1st Half: 2-9 22.2% 2nd half: 4-14 28.6% Game: 6-23 26.1%
FT % 1st Half: 4-9 44.4% 2nd half: 2-6 33.3% Game: 6-15 40.0%

Officials: Deldre Carr, Ken Ditty, Daryl Gelinias
Technical fouls: BYU-None. Santa Clara-None.
Attendance: 2375

Score by periods table for Santa Clara vs BYU game. Columns: 1st, 2nd, Total.

Points In Off 2nd Fast Bench table for Santa Clara vs BYU game.

Last FG - BYU 2nd-00:55, SCU 2nd-02:44.
Largest lead - BYU by 38 2nd-10:15, SCU None.
BYU led for 38:58. SCU led for 00:00. Game was tied for 00:20.

Score tied - 0 times.
Lead changed - 0 times.

Official Basketball Box Score -- Game Totals -- Final Statistics
BYU vs University of San Francisco
01/03/15 8:00 p.m. at San Francisco, CA (Memorial Gymnasium)

BYU 99 • 13-4 (3-1)

Table with columns: Player, FG-FGA, 3-Ptr, FT-FTA, Rebounds, PF, TP, A TO Blk Stl, Min. Lists stats for 35 players and team totals.

FG % 1st Half: 20-27 74.1% 2nd half: 13-28 46.4% Game: 33-55 60.0%
3FG % 1st Half: 11-15 73.3% 2nd half: 4-13 30.8% Game: 15-28 53.6%
FT % 1st Half: 6-7 85.7% 2nd half: 12-18 66.7% Game: 18-25 72.0%

University of San Francisco 68 • 7-9 (1-3)

Table with columns: Player, FG-FGA, 3-Ptr, FT-FTA, Rebounds, PF, TP, A TO Blk Stl, Min. Lists stats for 25 players and team totals.

FG % 1st Half: 10-26 38.5% 2nd half: 14-32 43.8% Game: 24-58 41.4%
3FG % 1st Half: 3-12 25.0% 2nd half: 4-12 33.3% Game: 7-24 29.2%
FT % 1st Half: 6-8 75.0% 2nd half: 7-13 53.8% Game: 13-21 61.9%

Officials: Frank Harvey, Sam Haddad, Horace Shields
Technical fouls: BYU-WINDER, Anson. University of San Francisco-ROBERTSON, Derrell.
Attendance: 2585
Time of Game: 1:50

Score by periods table with columns: 1st, 2nd, Total. Shows scores for BYU and University of San Francisco.

Last FG - BYU 2nd-03:13, USF 2nd-00:49.
Largest lead - BYU by 35 2nd-15:46, USF by 3 1st-19:47.
BYU led for 37:44. USF led for 00:23. Game was tied for 00:58.

Official Basketball Box Score -- Game Totals -- Final Statistics
Pepperdine vs BYU
01/08/15 9:05 pm at Provo, Utah, Marriott Center

Pepperdine 67 • 10-5, 3-1

Table with columns: Player, FG-FGA, 3-Ptr, FT-FTA, Rebounds, PF, TP, A TO Blk Stl, Min. Lists stats for 12 players and team totals.

FG % 1st Half: 14-30 46.7% 2nd half: 9-24 37.5% Game: 23-54 42.6%
3FG % 1st Half: 6-13 46.2% 2nd half: 0-6 0.0% Game: 6-19 31.6%
FT % 1st Half: 5-7 71.4% 2nd half: 10-13 76.9% Game: 15-20 75.0%

BYU 61 • 13-5, 3-2

Table with columns: Player, FG-FGA, 3-Ptr, FT-FTA, Rebounds, PF, TP, A TO Blk Stl, Min. Lists stats for 12 players and team totals.

FG % 1st Half: 12-33 36.4% 2nd half: 12-30 40.0% Game: 24-63 38.1%
3FG % 1st Half: 5-14 35.7% 2nd half: 1-12 8.3% Game: 6-26 23.1%
FT % 1st Half: 0-0 0.0% 2nd half: 7-8 87.5% Game: 7-8 87.5%

Officials: Ken Ditty, Ronald Brokenbrough, Donald McAllister
Technical fouls: Pepperdine-None. BYU-None.
Attendance: 15852

Score by periods table with columns: 1st, 2nd, Total. Shows scores for Pepperdine and BYU.

Last FG - PEP 2nd-00:11, BYU 2nd-00:04.
Largest lead - PEP by 14 1st-06:03, BYU None.
PEP led for 39:10. BYU led for 00:00. Game was tied for 00:40.

Official Basketball Box Score -- Game Totals -- Final Statistics
Loyola Marymount vs BYU
01/10/15 7:05 pm at Provo, Utah, Marriott Center

Loyola Marymount 72 • 4-13, 0-5

Table with columns: Player, FG-FGA, 3-Ptr, FT-FTA, Rebounds, PF, TP, A TO Blk Stl, Min. Lists stats for 14 players and team totals.

FG % 1st Half: 14-32 43.8% 2nd half: 13-28 46.4% Game: 27-60 45.0%
3FG % 1st Half: 3-6 50.0% 2nd half: 4-8 50.0% Game: 7-14 50.0%
FT % 1st Half: 5-8 62.5% 2nd half: 6-7 85.7% Game: 11-15 73.3%

BYU 85 • 14-5, 4-2

Table with columns: Player, FG-FGA, 3-Ptr, FT-FTA, Rebounds, PF, TP, A TO Blk Stl, Min. Lists stats for 11 players and team totals.

FG % 1st Half: 15-30 50.0% 2nd half: 13-25 52.0% Game: 28-55 50.9%
3FG % 1st Half: 9-20 45.0% 2nd half: 4-9 44.4% Game: 13-29 44.8%
FT % 1st Half: 8-10 80.0% 2nd half: 8-11 72.7% Game: 16-21 76.2%

Officials: Tom Spitznagel, LaDonte King, Tim Marion
Technical fouls: Loyola Marymount-EGBEYEMI, Ayodeji. BYU-FISCHER, Chase.
Attendance: 16912

Score by periods table with columns: 1st, 2nd, Total. Shows scores for Loyola Marymount and BYU.

Last FG - LMU 2nd-01:13, BYU 2nd-01:50.
Largest lead - LMU None, BYU by 17 2nd-09:46.
LMU led for 00:00. BYU led for 38:50. Game was tied for 01:10.

Official Basketball Box Score -- Game Totals -- Final Statistics
BYU vs Pacific
01/15/15 8:08 pm at Stockton, Calif. (Alex G. Spanos Center)

BYU 93 • 15-5, 5-2 WCC

Table with columns: Player, FG-FGA, 3-Ptr, FT-FTA, Rebounds, PF, TP, A TO Blk Stl, Min. Lists stats for 12 players and team totals.

FG % 1st Half: 16-30 53.3% 2nd half: 12-22 54.5% Game: 28-52 53.8%
3FG % 1st Half: 6-11 54.5% 2nd half: 4-9 44.4% Game: 10-20 50.0%
FT % 1st Half: 5-6 83.3% 2nd half: 22-26 84.6% Game: 27-32 84.4%

Pacific 80 • 9-9, 1-5 WCC

Table with columns: Player, FG-FGA, 3-Ptr, FT-FTA, Rebounds, PF, TP, A TO Blk Stl, Min. Lists stats for 12 players and team totals.

FG % 1st Half: 14-28 50.0% 2nd half: 13-31 41.9% Game: 27-59 45.8%
3FG % 1st Half: 0-9 0.0% 2nd half: 4-9 44.4% Game: 4-18 22.2%
FT % 1st Half: 6-8 75.0% 2nd half: 16-19 84.2% Game: 22-27 81.5%

Officials: Tommy Nunez, Glen Mayberry, Wilson Holland
Technical fouls: BYU-None. Pacific-None.
Attendance: 3626

Score by periods table with columns: 1st, 2nd, Total. Shows scores for BYU and Pacific.

Last FG - BYU 2nd-03:32, PAC 2nd-01:09.
Largest lead - BYU by 16 2nd-05:59, PAC None.
BYU led for 38:59. PAC led for 00:00. Game was tied for 00:30.

THE STAT CREW SYSTEM
BYU Combined Team Statistics (as of Jan 31, 2015)
All games

| RECORD: | OVERALL | HOME | AWAY | NEUTRAL |
|----------------|----------------|-------------|-------------|----------------|
| ALL GAMES | 17-7 | 10-3 | 5-2 | 2-2 |
| CONFERENCE | 7-4 | 4-2 | 3-2 | 0-0 |
| NON-CONFERENCE | 10-3 | 6-1 | 2-0 | 2-2 |

| # | Player | gp-gs | min | Total | | 3-Point | | F-Throw | | Rebounds | | | | pf | dq | a | to | blk | stl | pts | avg | | |
|----------------|-------------------|-------|------|----------|---------|---------|---------|---------|---------|----------|-----|-----|-----|------|-----|----|-----|-----|-----|-----|------|------|--|
| | | | | fg-fga | fg% | 3fg-fga | 3fg% | ft-fa | ft% | off | def | tot | avg | | | | | | | | | | |
| 03 | HAWS, Tyler | 24-24 | 770 | 32.1 | 175-365 | .479 | 38-102 | .373 | 154-173 | .890 | 30 | 75 | 105 | 4.4 | 30 | 0 | 60 | 40 | 7 | 23 | 542 | 22.6 | |
| 20 | WINDER, Anson | 22-8 | 607 | 27.6 | 111-223 | .498 | 39-101 | .386 | 52-74 | .703 | 11 | 76 | 87 | 4.0 | 48 | 0 | 44 | 27 | 6 | 30 | 313 | 14.2 | |
| 01 | FISCHER, Chase | 24-23 | 659 | 27.5 | 109-248 | .440 | 75-178 | .421 | 36-45 | .800 | 7 | 43 | 50 | 2.1 | 42 | 0 | 57 | 40 | 2 | 19 | 329 | 13.7 | |
| 05 | COLLINSWORTH, Kyl | 22-22 | 659 | 30.0 | 97-207 | .469 | 5-18 | .278 | 77-105 | .733 | 46 | 135 | 181 | 8.2 | 49 | 0 | 126 | 65 | 8 | 46 | 276 | 12.5 | |
| 23 | HALFORD, Skyler | 23-4 | 370 | 16.1 | 43-104 | .413 | 28-65 | .431 | 42-48 | .875 | 8 | 33 | 41 | 1.8 | 37 | 0 | 56 | 35 | 0 | 16 | 156 | 6.8 | |
| 35 | NEILSON, Isaac | 24-5 | 243 | 10.1 | 31-69 | .449 | 7-22 | .318 | 19-28 | .679 | 28 | 39 | 67 | 2.8 | 43 | 0 | 4 | 12 | 9 | 10 | 88 | 3.7 | |
| 15 | TOOLSON, Jake | 19-0 | 179 | 9.4 | 20-49 | .408 | 16-40 | .400 | 2-2 | 1.000 | 3 | 31 | 34 | 1.8 | 16 | 0 | 11 | 5 | 0 | 7 | 58 | 3.1 | |
| 44 | KAUFUSI, Corbin | 23-2 | 326 | 14.2 | 21-39 | .538 | 0-0 | .000 | 28-50 | .560 | 35 | 40 | 75 | 3.3 | 73 | 2 | 2 | 22 | 16 | 7 | 70 | 3.0 | |
| 33 | AUSTIN, Nate | 10-10 | 197 | 19.7 | 9-18 | .500 | 1-5 | .200 | 11-14 | .786 | 15 | 41 | 56 | 5.6 | 22 | 2 | 9 | 3 | 2 | 7 | 30 | 3.0 | |
| 30 | NIXON, Dalton | 21-1 | 234 | 11.1 | 19-43 | .442 | 3-16 | .188 | 11-11 | 1.000 | 12 | 32 | 44 | 2.1 | 29 | 1 | 19 | 10 | 4 | 3 | 52 | 2.5 | |
| 41 | WORTHINGTON, Luke | 24-21 | 355 | 14.8 | 19-43 | .442 | 0-0 | .000 | 18-27 | .667 | 20 | 26 | 46 | 1.9 | 70 | 2 | 5 | 14 | 1 | 9 | 56 | 2.3 | |
| 24 | BARTLEY IV, Frank | 22-0 | 138 | 6.3 | 13-24 | .542 | 2-11 | .182 | 13-20 | .650 | 5 | 29 | 34 | 1.5 | 12 | 0 | 22 | 12 | 4 | 6 | 41 | 1.9 | |
| 10 | ANDRUS, Ryan | 10-0 | 52 | 5.2 | 5-10 | .500 | 1-3 | .333 | 6-8 | .750 | 8 | 6 | 14 | 1.4 | 5 | 0 | 1 | 3 | 0 | 0 | 17 | 1.7 | |
| 12 | SHARP, Josh | 13-0 | 77 | 5.9 | 7-11 | .636 | 1-2 | .500 | 2-4 | .500 | 7 | 9 | 16 | 1.2 | 12 | 0 | 3 | 2 | 3 | 3 | 17 | 1.3 | |
| 02 | ELLIS, Jordan | 9-0 | 34 | 3.8 | 1-2 | .500 | 0-0 | .000 | 0-2 | .000 | 0 | 3 | 3 | 0.3 | 3 | 0 | 3 | 1 | 0 | 1 | 2 | 0.2 | |
| Team | | | | | | | | | | | 49 | 30 | 79 | | | | | | | | | | |
| Total..... | | 24 | 4900 | 680-1455 | | .467 | 216-563 | .384 | 471-611 | .771 | 284 | 648 | 932 | 38.8 | 491 | 7 | 422 | 294 | 62 | 187 | 2047 | 85.3 | |
| Opponents..... | | 24 | 4900 | 616-1430 | | .431 | 152-473 | .321 | 378-539 | .701 | 258 | 572 | 830 | 34.6 | 512 | 11 | 345 | 336 | 81 | 157 | 1762 | 73.4 | |

| TEAM STATISTICS | BYU | OPP | Date | Opponent | Score | Att. |
|------------------------|------------|------------|---------------------|--------------------------------|--------------|-------------|
| SCORING | 2047 | 1762 | 11/14/14 | LONG BEACH STATE | w 95-90 | 16778 |
| Points per game | 85.3 | 73.4 | 11/18/14 | ARKANSAS-LITTLE ROCK | w 91-62 | 12469 |
| Scoring margin | +11.9 | - | 11/19/14 | SOUTHERN VIRGINIA | w 101-48 | 13099 |
| FIELD GOALS-ATT | 680-1455 | 616-1430 | 11-24-14 | vs SAN DIEGO STATE | Lo2 87-92 | 2400 |
| Field goal pct | .467 | .431 | 11-25-14 | vs Chaminade | w 121-85 | 2400 |
| 3 POINT FG-ATT | 216-563 | 152-473 | 11-26-14 | vs PURDUE | Lot 85-87 | 2400 |
| 3-point FG pct | .384 | .321 | 11/29/14 | EASTERN KENTUCKY | w 90-76 | 16770 |
| 3-pt FG made per game | 9.0 | 6.3 | 12/02/14 | at Utah State | w 91-81 | 10270 |
| FREE THROWS-ATT | 471-611 | 378-539 | 12/06/14 | vs Hawaii | w 90-70 | 13623 |
| Free throw pct | .771 | .701 | 12/10/14 | UTAH | L 61-65 | 20900 |
| F-Throws made per game | 19.6 | 15.8 | 12/13/14 | at Weber State | w 76-60 | 10122 |
| REBOUNDS | 932 | 830 | 12/20/14 | STANFORD | w 79-77 | 13247 |
| Rebounds per game | 38.8 | 34.6 | 12/23/14 | UMASS | Wot 77-71 | 15789 |
| Rebounding margin | +4.3 | - | * 12/27/14 | GONZAGA | L 80-87 | 20900 |
| ASSISTS | 422 | 345 | * 12/29/14 | PORTLAND | w 97-88 | 17452 |
| Assists per game | 17.6 | 14.4 | * 01/01/15 | at Santa Clara | w 81-46 | 2375 |
| TURNOVERS | 294 | 336 | * 01/03/15 | at University of San Francisco | w 99-68 | 2585 |
| Turnovers per game | 12.3 | 14.0 | * 01/08/15 | PEPPERDINE | L 61-67 | 15852 |
| Turnover margin | +1.8 | - | * 01/10/15 | LOYOLA MARYMOUNT | w 85-72 | 16912 |
| Assist/turnover ratio | 1.4 | 1.0 | * 01/15/15 | at Pacific | w 93-80 | 3626 |
| STEALS | 187 | 157 | * 01/17/15 | at Saint Mary's (CA) | L 77-82 | 3500 |
| Steals per game | 7.8 | 6.5 | * 01/24/15 | at San Diego | L 74-77 | 2463 |
| BLOCKS | 62 | 81 | * 01/29/15 | SAN FRANCISCO | w 78-74 | 12452 |
| Blocks per game | 2.6 | 3.4 | * 01/31/15 | SANTA CLARA | w 78-57 | 17771 |
| ATTENDANCE | 210391 | 55764 | | | | |
| Home games-Avg/Game | 13-16184 | 7-4992 | | | | |
| Neutral site-Avg/Game | - | 4-5206 | * - Conference game | | | |

| Score by Periods | 1st | 2nd | OT | OT2 | Totals |
|-------------------------|------------|------------|-----------|------------|---------------|
| BYU | 951 | 1057 | 28 | 11 | 2047 |
| Opponents | 810 | 912 | 24 | 16 | 1762 |

THE STAT CREW SYSTEM
BYU Combined Team Statistics (as of Jan 31, 2015)
Conference games

| RECORD: | OVERALL | HOME | AWAY | NEUTRAL |
|----------------|----------------|-------------|-------------|----------------|
| ALL GAMES | 7-4 | 4-2 | 3-2 | 0-0 |
| CONFERENCE | 7-4 | 4-2 | 3-2 | 0-0 |
| NON-CONFERENCE | 0-0 | 0-0 | 0-0 | 0-0 |

| # | Player | gp-gs | min | avg | Total | | 3-Point | | F-Throw | | Rebounds | | | | pf | dq | a | to | blk | stl | pts | avg | | | |
|----------------|-------------------|-------|------|------|---------|------|---------|------|---------|-------|----------|-----|-----|------|-----|----|-----|-----|-----|-----|-----|------|--|--|---|
| | | | | | fg-fga | fg% | 3fg-fga | 3fg% | ft-fga | ft% | off | def | tot | avg | | | | | | | | | | | |
| 03 | HAWS, Tyler | 11-11 | 359 | 32.6 | 82-174 | .471 | 12-39 | .308 | 76-84 | .905 | 15 | 34 | 49 | 4.5 | 11 | 0 | 28 | 16 | 2 | 14 | 252 | 22.9 | | | |
| 20 | WINDER, Anson | 9-8 | 260 | 28.9 | 45-101 | .446 | 16-48 | .333 | 22-31 | .710 | 2 | 29 | 31 | 3.4 | 17 | 0 | 19 | 13 | 2 | 14 | 128 | 14.2 | | | |
| 01 | FISCHER, Chase | 11-10 | 284 | 25.8 | 50-109 | .459 | 34-78 | .436 | 18-21 | .857 | 4 | 21 | 25 | 2.3 | 18 | 0 | 23 | 16 | 1 | 6 | 152 | 13.8 | | | |
| 05 | COLLINSWORTH, Kyl | 10-10 | 302 | 30.2 | 43-90 | .478 | 1-7 | .143 | 32-43 | .744 | 21 | 69 | 90 | 9.0 | 19 | 0 | 62 | 21 | 3 | 18 | 119 | 11.9 | | | |
| 23 | HALFORD, Skyler | 11-3 | 214 | 19.5 | 28-61 | .459 | 21-43 | .488 | 24-30 | .800 | 4 | 20 | 24 | 2.2 | 20 | 0 | 29 | 19 | 0 | 9 | 101 | 9.2 | | | |
| 15 | TOOLSON, Jake | 10-0 | 109 | 10.9 | 11-29 | .379 | 8-25 | .320 | 2-2 | 1.000 | 1 | 16 | 17 | 1.7 | 11 | 0 | 4 | 3 | 0 | 2 | 32 | 3.2 | | | |
| 44 | KAUFUSI, Corbin | 11-2 | 184 | 16.7 | 9-16 | .563 | 0-0 | .000 | 11-21 | .524 | 18 | 22 | 40 | 3.6 | 42 | 2 | 1 | 9 | 10 | 2 | 29 | 2.6 | | | |
| 10 | ANDRUS, Ryan | 6-0 | 31 | 5.2 | 4-7 | .571 | 1-2 | .500 | 5-6 | .833 | 6 | 3 | 9 | 1.5 | 4 | 0 | 0 | 2 | 0 | 0 | 14 | 2.3 | | | |
| 30 | NIXON, Dalton | 10-1 | 142 | 14.2 | 7-15 | .467 | 1-7 | .143 | 8-8 | 1.000 | 5 | 18 | 23 | 2.3 | 16 | 1 | 10 | 7 | 3 | 1 | 23 | 2.3 | | | |
| 24 | BARTLEY IV, Frank | 10-0 | 57 | 5.7 | 6-10 | .600 | 2-6 | .333 | 7-10 | .700 | 1 | 15 | 16 | 1.6 | 7 | 0 | 5 | 4 | 2 | 1 | 21 | 2.1 | | | |
| 35 | NEILSON, Isaac | 11-1 | 77 | 7.0 | 5-13 | .385 | 0-3 | .000 | 5-8 | .625 | 8 | 15 | 23 | 2.1 | 20 | 0 | 0 | 5 | 1 | 3 | 15 | 1.4 | | | |
| 41 | WORTHINGTON, Luke | 11-9 | 147 | 13.4 | 3-8 | .375 | 0-0 | .000 | 6-8 | .750 | 5 | 10 | 15 | 1.4 | 34 | 1 | 2 | 3 | 0 | 2 | 12 | 1.1 | | | |
| 12 | SHARP, Josh | 5-0 | 22 | 4.4 | 2-4 | .500 | 1-2 | .500 | 0-0 | .000 | 1 | 5 | 6 | 1.2 | 3 | 0 | 1 | 1 | 1 | 0 | 5 | 1.0 | | | |
| 02 | ELLIS, Jordan | 4-0 | 12 | 3.0 | 0-1 | .000 | 0-0 | .000 | 0-2 | .000 | 0 | 1 | 1 | 0.3 | 2 | 0 | 1 | 0 | 0 | 1 | 0 | 0.0 | | | |
| Team | | | | | | | | | | | 24 | 16 | 40 | | | | | | | | | | | | 2 |
| Total..... | | 11 | 2200 | | 295-638 | .462 | 97-260 | .373 | 216-274 | .788 | 115 | 294 | 409 | 37.2 | 224 | 4 | 185 | 121 | 25 | 73 | 903 | 82.1 | | | |
| Opponents..... | | 11 | 2200 | | 283-653 | .433 | 68-222 | .306 | 164-238 | .689 | 124 | 263 | 387 | 35.2 | 232 | 7 | 175 | 132 | 29 | 64 | 798 | 72.5 | | | |

| TEAM STATISTICS | BYU | OPP | Date | Opponent | Score | Att. |
|------------------------|------------|------------|---------------------|--------------------------------|--------------|-------------|
| SCORING | 903 | 798 | * 12/27/14 | GONZAGA | L 80-87 | 20900 |
| Points per game | 82.1 | 72.5 | * 12/29/14 | PORTLAND | W 97-88 | 17452 |
| Scoring margin | +9.5 | - | * 01/01/15 | at Santa Clara | W 81-46 | 2375 |
| FIELD GOALS-ATT | 295-638 | 283-653 | * 01/03/15 | at University of San Francisco | W 99-68 | 2585 |
| Field goal pct | .462 | .433 | * 01/08/15 | PEPPERDINE | L 61-67 | 15852 |
| 3 POINT FG-ATT | 97-260 | 68-222 | * 01/10/15 | LOYOLA MARYMOUNT | W 85-72 | 16912 |
| 3-point FG pct | .373 | .306 | * 01/15/15 | at Pacific | W 93-80 | 3626 |
| 3-pt FG made per game | 8.8 | 6.2 | * 01/17/15 | at Saint Mary's (CA) | L 77-82 | 3500 |
| FREE THROWS-ATT | 216-274 | 164-238 | * 01/24/15 | at San Diego | L 74-77 | 2463 |
| Free throw pct | .788 | .689 | * 01/29/15 | SAN FRANCISCO | W 78-74 | 12452 |
| F-Throws made per game | 19.6 | 14.9 | * 01/31/15 | SANTA CLARA | W 78-57 | 17771 |
| REBOUNDS | 409 | 387 | * - Conference game | | | |
| Rebounds per game | 37.2 | 35.2 | | | | |
| Rebounding margin | +2.0 | - | | | | |
| ASSISTS | 185 | 175 | | | | |
| Assists per game | 16.8 | 15.9 | | | | |
| TURNOVERS | 121 | 132 | | | | |
| Turnovers per game | 11.0 | 12.0 | | | | |
| Turnover margin | +1.0 | - | | | | |
| Assist/turnover ratio | 1.5 | 1.3 | | | | |
| STEALS | 73 | 64 | | | | |
| Steals per game | 6.6 | 5.8 | | | | |
| BLOCKS | 25 | 29 | | | | |
| Blocks per game | 2.3 | 2.6 | | | | |
| ATTENDANCE | 101339 | 14549 | | | | |
| Home games-Avg/Game | 6-16890 | 5-2910 | | | | |
| Neutral site-Avg/Game | - | 0-0 | | | | |

| Score by Periods | 1st | 2nd | Totals |
|-------------------------|------------|------------|---------------|
| BYU | 447 | 456 | 903 |
| Opponents | 377 | 421 | 798 |

Individual Career History vs Pepperdine

AUSTIN, Nate

| Season | gp-gs | min/avg | Total | | 3-Point | | F-Throws | | Rebounds | | | | pf | fo | ast | to | blk | stl | Scoring | |
|--------------|------------|-----------------|--------------|-------------|------------|-------------|------------|-------------|-----------|-----------|-----------|------------|-----------|----------|----------|----------|----------|----------|-----------|------------|
| | | | fg-fga | pct | fg-fga | pct | ft-fta | pct | off | def | tot | avg | | | | | | | pts | avg |
| 2011-12 | 2-0 | 32/16.0 | 4-6 | .667 | 0-0 | .000 | 0-1 | .000 | 8 | 5 | 13 | 6.5 | 6 | 0 | 0 | 1 | 1 | 1 | 8 | 4.0 |
| 2012-13 | 2-0 | 37/18.5 | 2-6 | .333 | 0-0 | .000 | 2-3 | .667 | 5 | 7 | 12 | 6.0 | 7 | 0 | 2 | 2 | 0 | 1 | 6 | 3.0 |
| 2013-14 | 2-2 | 48/24.0 | 5-7 | .714 | 0-0 | .000 | 0-2 | .000 | 7 | 7 | 14 | 7.0 | 9 | 1 | 0 | 3 | 3 | 0 | 10 | 5.0 |
| TOTAL | 6-2 | 117/19.5 | 11-19 | .579 | 0-0 | .000 | 2-6 | .333 | 20 | 19 | 39 | 6.5 | 22 | 1 | 2 | 6 | 4 | 2 | 24 | 4.0 |

BARTLEY IV, Frank

| Season | gp-gs | min/avg | Total | | 3-Point | | F-Throws | | Rebounds | | | | pf | fo | ast | to | blk | stl | Scoring | |
|--------------|------------|---------------|------------|-------------|------------|-------------|------------|-------------|----------|----------|----------|------------|----------|----------|----------|----------|----------|----------|----------|------------|
| | | | fg-fga | pct | fg-fga | pct | ft-fta | pct | off | def | tot | avg | | | | | | | pts | avg |
| 2013-14 | 2-0 | 14/7.0 | 2-8 | .250 | 0-1 | .000 | 1-4 | .250 | 0 | 2 | 2 | 1.0 | 0 | 0 | 1 | 1 | 0 | 1 | 5 | 2.5 |
| 2014-15 | 1-0 | 9/9.0 | 1-1 | 1.000 | 0-0 | .000 | 0-0 | .000 | 0 | 2 | 2 | 2.0 | 1 | 0 | 0 | 2 | 0 | 0 | 2 | 2.0 |
| TOTAL | 3-0 | 23/7.7 | 3-9 | .333 | 0-1 | .000 | 1-4 | .250 | 0 | 4 | 4 | 1.3 | 1 | 0 | 1 | 3 | 0 | 1 | 7 | 2.3 |

COLLINSWORTH, Kyle

| Season | gp-gs | min/avg | Total | | 3-Point | | F-Throws | | Rebounds | | | | pf | fo | ast | to | blk | stl | Scoring | |
|--------------|------------|----------------|--------------|-------------|------------|-------------|--------------|-------------|-----------|-----------|-----------|------------|----------|----------|-----------|----------|----------|-----------|-----------|-------------|
| | | | fg-fga | pct | fg-fga | pct | ft-fta | pct | off | def | tot | avg | | | | | | | pts | avg |
| 2013-14 | 2-2 | 73/36.5 | 9-19 | .474 | 0-0 | .000 | 8-14 | .571 | 10 | 13 | 23 | 11.5 | 5 | 0 | 16 | 5 | 2 | 8 | 26 | 13.0 |
| 2014-15 | 1-1 | 25/25.0 | 1-8 | .125 | 0-3 | .000 | 2-2 | 1.000 | 1 | 2 | 3 | 3.0 | 3 | 0 | 2 | 3 | 0 | 2 | 4 | 4.0 |
| TOTAL | 3-3 | 98/32.7 | 10-27 | .370 | 0-3 | .000 | 10-16 | .625 | 11 | 15 | 26 | 8.7 | 8 | 0 | 18 | 8 | 2 | 10 | 30 | 10.0 |

ELLIS, Jordan

FISCHER, Chase

| Season | gp-gs | min/avg | Total | | 3-Point | | F-Throws | | Rebounds | | | | pf | fo | ast | to | blk | stl | Scoring | |
|--------------|------------|----------------|------------|-------------|------------|-------------|------------|-------------|----------|----------|----------|------------|----------|----------|----------|----------|----------|----------|----------|------------|
| | | | fg-fga | pct | fg-fga | pct | ft-fta | pct | off | def | tot | avg | | | | | | | pts | avg |
| 2014-15 | 1-1 | 29/29.0 | 3-9 | .333 | 2-6 | .333 | 0-0 | .000 | 0 | 1 | 1 | 1.0 | 2 | 0 | 2 | 1 | 0 | 0 | 8 | 8.0 |
| TOTAL | 1-1 | 29/29.0 | 3-9 | .333 | 2-6 | .333 | 0-0 | .000 | 0 | 1 | 1 | 1.0 | 2 | 0 | 2 | 1 | 0 | 0 | 8 | 8.0 |

HALFORD, Skyler

| Season | gp-gs | min/avg | Total | | 3-Point | | F-Throws | | Rebounds | | | | pf | fo | ast | to | blk | stl | Scoring | |
|--------------|------------|----------------|--------------|-------------|-------------|-------------|------------|-------------|----------|----------|-----------|------------|----------|----------|----------|----------|----------|----------|-----------|------------|
| | | | fg-fga | pct | fg-fga | pct | ft-fta | pct | off | def | tot | avg | | | | | | | pts | avg |
| 2013-14 | 2-1 | 54/27.0 | 11-24 | .458 | 2-9 | .222 | 5-6 | .833 | 2 | 6 | 8 | 4.0 | 4 | 0 | 2 | 3 | 0 | 2 | 29 | 14.5 |
| 2014-15 | 1-0 | 9/9.0 | 0-2 | .000 | 0-1 | .000 | 0-0 | .000 | 0 | 2 | 2 | 2.0 | 1 | 0 | 2 | 0 | 0 | 0 | 0 | 0.0 |
| TOTAL | 3-1 | 63/21.0 | 11-26 | .423 | 2-10 | .200 | 5-6 | .833 | 2 | 8 | 10 | 3.3 | 5 | 0 | 4 | 3 | 0 | 2 | 29 | 9.7 |

HAWS, Tyler

| Season | gp-gs | min/avg | Total | | 3-Point | | F-Throws | | Rebounds | | | | pf | fo | ast | to | blk | stl | Scoring | |
|--------------|------------|-----------------|--------------|-------------|--------------|-------------|--------------|-------------|----------|-----------|-----------|------------|----------|----------|----------|----------|----------|----------|------------|-------------|
| | | | fg-fga | pct | fg-fga | pct | ft-fta | pct | off | def | tot | avg | | | | | | | pts | avg |
| 2012-13 | 2-2 | 66/33.0 | 17-32 | .531 | 4-9 | .444 | 7-9 | .778 | 1 | 3 | 4 | 2.0 | 1 | 0 | 4 | 4 | 0 | 2 | 45 | 22.5 |
| 2013-14 | 2-2 | 70/35.0 | 18-41 | .439 | 4-9 | .444 | 15-16 | .938 | 2 | 5 | 7 | 3.5 | 4 | 0 | 1 | 2 | 0 | 2 | 55 | 27.5 |
| 2014-15 | 1-1 | 38/38.0 | 11-22 | .500 | 2-5 | .400 | 2-2 | 1.000 | 2 | 4 | 6 | 6.0 | 0 | 0 | 1 | 1 | 2 | 1 | 26 | 26.0 |
| TOTAL | 5-5 | 174/34.8 | 46-95 | .484 | 10-23 | .435 | 24-27 | .889 | 5 | 12 | 17 | 3.4 | 5 | 0 | 6 | 7 | 2 | 5 | 126 | 25.2 |

KAUFUSI, Corbin

| Season | gp-gs | min/avg | Total | | 3-Point | | F-Throws | | Rebounds | | | | pf | fo | ast | to | blk | stl | Scoring | |
|--------------|------------|----------------|------------|--------------|------------|-------------|------------|-------------|----------|----------|----------|------------|----------|----------|----------|----------|----------|----------|----------|------------|
| | | | fg-fga | pct | fg-fga | pct | ft-fta | pct | off | def | tot | avg | | | | | | | pts | avg |
| 2014-15 | 1-0 | 18/18.0 | 1-1 | 1.000 | 0-0 | .000 | 0-0 | .000 | 2 | 2 | 4 | 4.0 | 4 | 0 | 0 | 0 | 1 | 0 | 2 | 2.0 |
| TOTAL | 1-0 | 18/18.0 | 1-1 | 1.000 | 0-0 | .000 | 0-0 | .000 | 2 | 2 | 4 | 4.0 | 4 | 0 | 0 | 0 | 1 | 0 | 2 | 2.0 |

Individual Career History vs Pepperdine

NEILSON, Isaac

| Season | gp-gs | min/avg | Total | | 3-Point | | F-Throws | | Rebounds | | | | pf | fo | ast | to | blk | stl | Scoring | |
|---------|-------|---------|--------|------|---------|------|----------|------|----------|-----|-----|-----|----|----|-----|----|-----|-----|---------|-----|
| | | | fg-fga | pct | fg-fga | pct | ft-fta | pct | off | def | tot | avg | | | | | | | pts | avg |
| 2014-15 | 1-0 | 2/2.0 | 1-2 | .500 | 0-0 | .000 | 0-0 | .000 | 1 | 0 | 1 | 1.0 | 0 | 0 | 0 | 0 | 0 | 0 | 2 | 2.0 |
| TOTAL | 1-0 | 2/2.0 | 1-2 | .500 | 0-0 | .000 | 0-0 | .000 | 1 | 0 | 1 | 1.0 | 0 | 0 | 0 | 0 | 0 | 0 | 2 | 2.0 |

NIXON, Dalton

| Season | gp-gs | min/avg | Total | | 3-Point | | F-Throws | | Rebounds | | | | pf | fo | ast | to | blk | stl | Scoring | |
|---------|-------|---------|--------|------|---------|------|----------|------|----------|-----|-----|-----|----|----|-----|----|-----|-----|---------|-----|
| | | | fg-fga | pct | fg-fga | pct | ft-fta | pct | off | def | tot | avg | | | | | | | pts | avg |
| 2014-15 | 1-0 | 6/6.0 | 0-1 | .000 | 0-1 | .000 | 0-0 | .000 | 0 | 0 | 0 | 0.0 | 0 | 0 | 0 | 0 | 0 | 0 | 0 | 0.0 |
| TOTAL | 1-0 | 6/6.0 | 0-1 | .000 | 0-1 | .000 | 0-0 | .000 | 0 | 0 | 0 | 0.0 | 0 | 0 | 0 | 0 | 0 | 0 | 0 | 0.0 |

SHARP, Josh

| Season | gp-gs | min/avg | Total | | 3-Point | | F-Throws | | Rebounds | | | | pf | fo | ast | to | blk | stl | Scoring | |
|---------|-------|---------|--------|------|---------|------|----------|------|----------|-----|-----|-----|----|----|-----|----|-----|-----|---------|-----|
| | | | fg-fga | pct | fg-fga | pct | ft-fta | pct | off | def | tot | avg | | | | | | | pts | avg |
| 2011-12 | 1-0 | 7/7.0 | 0-1 | .000 | 0-1 | .000 | 3-4 | .750 | 0 | 0 | 0 | 0.0 | 1 | 0 | 1 | 0 | 0 | 0 | 3 | 3.0 |
| 2012-13 | 2-2 | 29/14.5 | 0-4 | .000 | 0-0 | .000 | 0-0 | .000 | 4 | 3 | 7 | 3.5 | 1 | 0 | 0 | 0 | 0 | 0 | 0 | 0.0 |
| 2013-14 | 2-1 | 32/16.0 | 1-2 | .500 | 0-1 | .000 | 2-3 | .667 | 5 | 6 | 11 | 5.5 | 6 | 0 | 1 | 1 | 1 | 0 | 4 | 2.0 |
| TOTAL | 5-3 | 68/13.6 | 1-7 | .143 | 0-2 | .000 | 5-7 | .714 | 9 | 9 | 18 | 3.6 | 8 | 0 | 2 | 1 | 1 | 0 | 7 | 1.4 |

TOOLSON, Jake

| Season | gp-gs | min/avg | Total | | 3-Point | | F-Throws | | Rebounds | | | | pf | fo | ast | to | blk | stl | Scoring | |
|---------|-------|---------|--------|------|---------|------|----------|------|----------|-----|-----|-----|----|----|-----|----|-----|-----|---------|-----|
| | | | fg-fga | pct | fg-fga | pct | ft-fta | pct | off | def | tot | avg | | | | | | | pts | avg |
| 2014-15 | 1-0 | 11/11.0 | 0-2 | .000 | 0-2 | .000 | 0-0 | .000 | 0 | 2 | 2 | 2.0 | 0 | 0 | 0 | 0 | 0 | 0 | 0 | 0.0 |
| TOTAL | 1-0 | 11/11.0 | 0-2 | .000 | 0-2 | .000 | 0-0 | .000 | 0 | 2 | 2 | 2.0 | 0 | 0 | 0 | 0 | 0 | 0 | 0 | 0.0 |

WINDER, Anson

| Season | gp-gs | min/avg | Total | | 3-Point | | F-Throws | | Rebounds | | | | pf | fo | ast | to | blk | stl | Scoring | |
|---------|-------|----------|--------|------|---------|------|----------|-------|----------|-----|-----|-----|----|----|-----|----|-----|-----|---------|------|
| | | | fg-fga | pct | fg-fga | pct | ft-fta | pct | off | def | tot | avg | | | | | | | pts | avg |
| 2011-12 | 2-1 | 23/11.5 | 3-9 | .333 | 3-8 | .375 | 1-2 | .500 | 0 | 3 | 3 | 1.5 | 3 | 0 | 1 | 1 | 0 | 0 | 10 | 5.0 |
| 2012-13 | 2-0 | 30/15.0 | 3-6 | .500 | 2-3 | .667 | 0-0 | .000 | 0 | 1 | 1 | 0.5 | 2 | 0 | 1 | 0 | 0 | 4 | 8 | 4.0 |
| 2013-14 | 2-0 | 24/12.0 | 2-8 | .250 | 1-5 | .200 | 0-0 | .000 | 0 | 2 | 2 | 1.0 | 2 | 0 | 2 | 0 | 0 | 0 | 5 | 2.5 |
| 2014-15 | 1-1 | 36/36.0 | 6-15 | .400 | 2-8 | .250 | 2-2 | 1.000 | 1 | 4 | 5 | 5.0 | 3 | 0 | 5 | 3 | 0 | 2 | 16 | 16.0 |
| TOTAL | 7-2 | 113/16.1 | 14-38 | .368 | 8-24 | .333 | 3-4 | .750 | 1 | 10 | 11 | 1.6 | 10 | 0 | 9 | 4 | 0 | 6 | 39 | 5.6 |

WORTHINGTON, Luke

| Season | gp-gs | min/avg | Total | | 3-Point | | F-Throws | | Rebounds | | | | pf | fo | ast | to | blk | stl | Scoring | |
|---------|-------|---------|--------|------|---------|------|----------|------|----------|-----|-----|-----|----|----|-----|----|-----|-----|---------|-----|
| | | | fg-fga | pct | fg-fga | pct | ft-fta | pct | off | def | tot | avg | | | | | | | pts | avg |
| 2013-14 | 2-0 | 17/8.5 | 0-0 | .000 | 0-0 | .000 | 0-0 | .000 | 1 | 0 | 1 | 0.5 | 2 | 0 | 0 | 2 | 0 | 0 | 0 | 0.0 |
| 2014-15 | 1-1 | 17/17.0 | 0-0 | .000 | 0-0 | .000 | 1-2 | .500 | 1 | 0 | 1 | 1.0 | 3 | 0 | 0 | 1 | 0 | 0 | 1 | 1.0 |
| TOTAL | 3-1 | 34/11.3 | 0-0 | .000 | 0-0 | .000 | 1-2 | .500 | 2 | 0 | 2 | 0.7 | 5 | 0 | 0 | 3 | 0 | 0 | 1 | 0.3 |