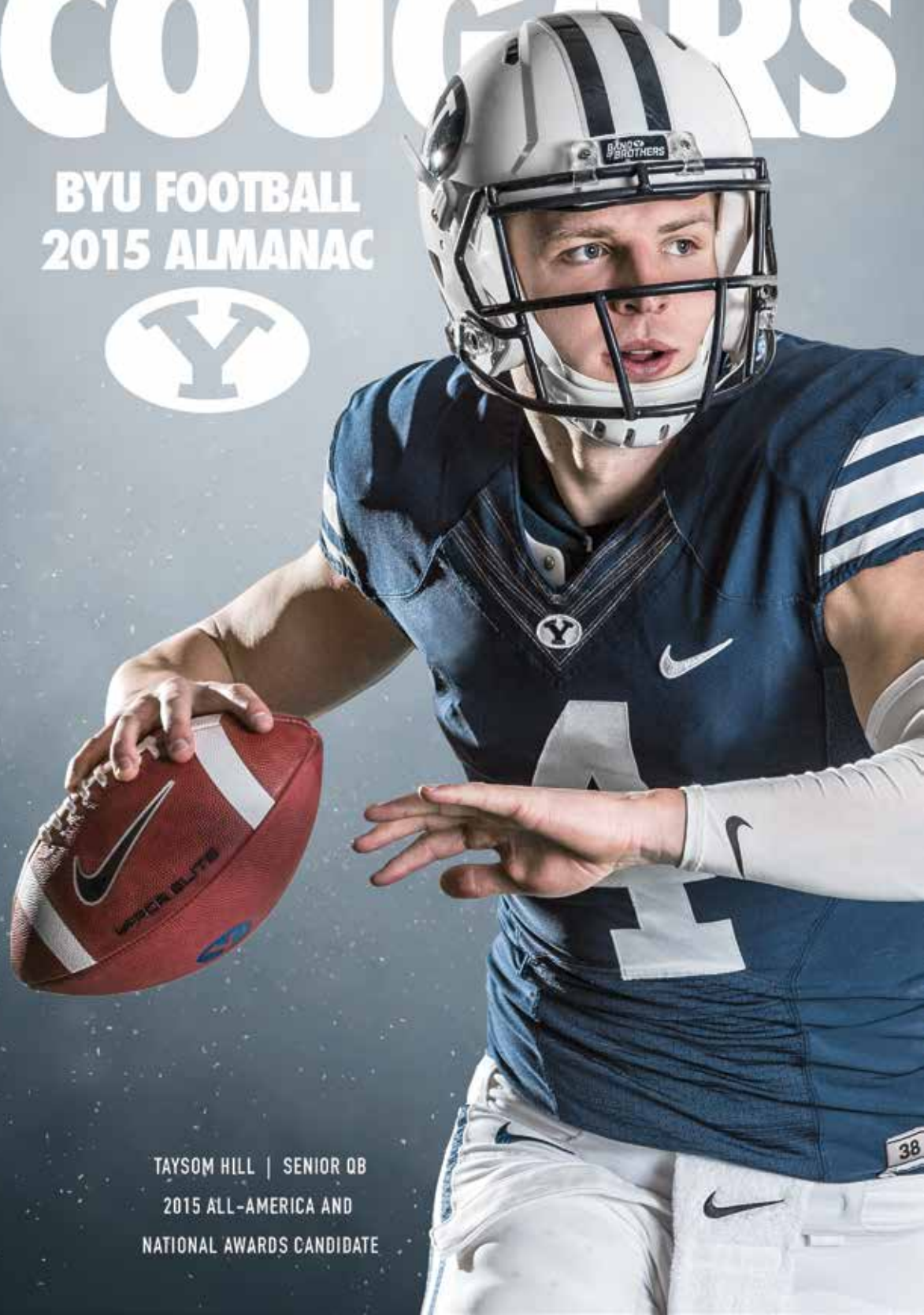


COUGARS

**BYU FOOTBALL
2015 ALMANAC**



TAYSOM HILL | SENIOR QB
2015 ALL-AMERICA AND
NATIONAL AWARDS CANDIDATE




COAST-TO-COAST

A TRUE NATIONAL UNIVERSITY

FOOTBALL





The 2015 BYU Football Almanac is designed to provide local, regional and national media with useful information about the BYU football program, its history and tradition. Additional information, including the most up to date rosters, statistics and news is available online at byucougars.com. Should you require additional information, such as photographs, video or other inquiries, please contact the BYU Athletic Communications office at (801) 422-8948. We appreciate your coverage of BYU football and look forward to working with you this season.

RB JAMAAL WILLIAMS

**2015 HONORS
CANDIDATE**



TABLE OF CONTENTS

1-5

COVER PAGE, QUICK FACTS

6-10

2015 SEASON OUTLOOK

11-14

WORTH NOTING/
BYUTV AND ESPN

15-19

AWARD CANDIDATES

20-23

LETTERMEN BREAKDOWN/
DEPTH CHART

24-53

ROSTER/BIOS

54-65

COACHES/ADMINISTRATIVE
STAFF

66-73

UNIVERSITY INFORMATION

74-88

2015 OPPONENTS

89-113

2014 REVIEW

114-143

BYU HISTORY

144-165

BYU RECORDS

166-179

YEAR-BY-YEAR INFO

180-192

BOWL HISTORY

193-197

BYU AND THE NFL

198-200

MEDIA INFORMATION

2015 ALMANAC CREDITS

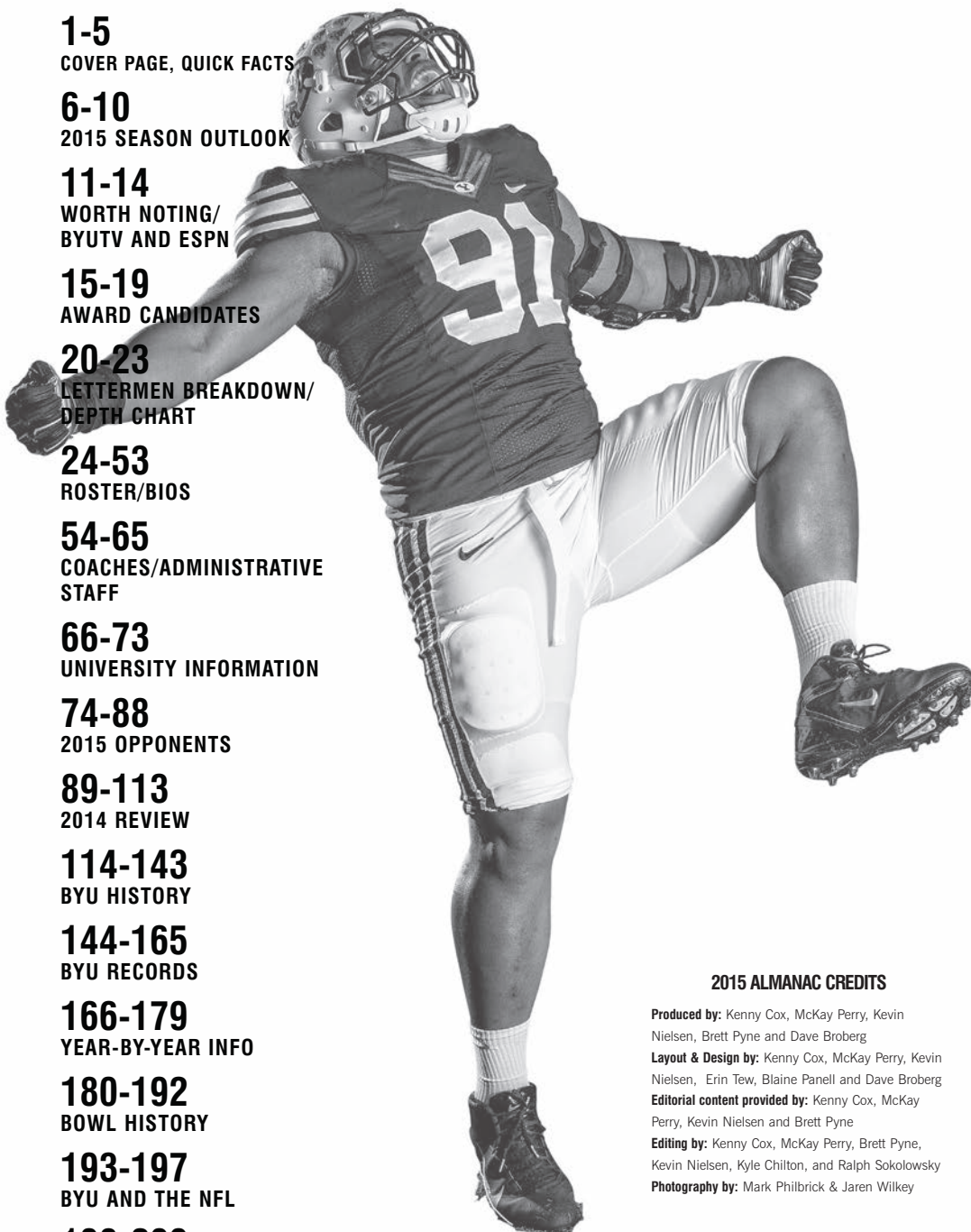
Produced by: Kenny Cox, McKay Perry, Kevin Nielsen, Brett Pyne and Dave Broberg

Layout & Design by: Kenny Cox, McKay Perry, Kevin Nielsen, Erin Tew, Blaine Panell and Dave Broberg

Editorial content provided by: Kenny Cox, McKay Perry, Kevin Nielsen and Brett Pyne

Editing by: Kenny Cox, McKay Perry, Brett Pyne, Kevin Nielsen, Kyle Chilton, and Ralph Sokolowsky

Photography by: Mark Philbrick & Jaren Wilkey



2015 Schedule

Subject to change, all times local to site
*ESPN or ESPN2

If bowl eligible, BYU has accepted an invitation to play in the Royal Purple Las Vegas Bowl or the Hawai'i Bowl if not selected to the College Football Playoff or a New Year's Six bowl

DATE	DAY	OPP	PLACE	TIME/TV
Sept. 5	Sat	at Nebraska	Lincoln, NE	TBA
Sept. 12	Sat	Boise State	Provo, UT	ESPN*
Sept. 19	Sat	at UCLA	Pasadena, CA	7:30 PM PT/Fox Sports 1
Sept. 26	Sat	at Michigan	Ann Arbor, MI	TBA
Oct. 2	Fri	Connecticut	Provo, UT	8:15 PM MT/ESPN*
Oct. 10	Sat	East Carolina	Provo, UT	TBA
Oct. 16	Fri	Cincinnati	Provo, UT	6 PM MT/ESPN
Oct. 24	Sat	Wagner	Provo, UT	1 PM MT/BYUtv
Nov. 6	Fri	at San Jose St.	San Jose, CA	8:30 PM PT/CBS Sports Network
Nov. 14	Sat	vs. Missouri	Kansas City, MO	TBA
Nov. 21	Sat	Fresno State	Provo, UT	TBA
Nov. 28	Sat	at Utah State	Logan, UT	1:30 PM MT/CBS Sports Network



2015 BYU FOOTBALL

::Quick Facts

UNIVERSITY INFORMATION

Location	Provo, Utah
Founded	Oct. 15, 1875
Elevation	4,553 feet
Enrollment	29,672
Nickname	Cougars
Mascot	Cosmo
Colors	Dark Blue and White
Stadium (capacity)	LaVell Edwards Stadium (63,470)
Surface	Natural Grass
President	Kevin J Worthen
Athletics Director	Tom Holmoe

MEDIA RELATIONS

Football Media Relations	Brett Pyne
Office Phone	801-422-4912
Cell Phone	801-367-1631
Football Assistant	Kenny Cox
Cell Phone	435-229-3176
Football Assistant	McKay Perry
Cell Phone	707-533-7420
Office Number	801-422-8999
Media Relations Main Office	801-422-8948
Media Relations Fax	801-422-0633
Edwards Stadium Press Box	801-422-2609
Website	www.byucougars.com
Twitter	@BYUCougars, @BYUFootball
	@BYUGameNotes (in-game news and notes)
Facebook	BYUFootball
Address	30 SFH; Provo, UT 84602

FOOTBALL STAFF

Head Coach	Bronco Mendenhall (Oregon State, '88)
Seasons	entering 11th
Career Record	90-39 (.697)
Record at BYU	same
Off. Coordinator/Asst. Head Coach	Robert Anae, 9th Yr.*
Offensive Line	Garett Tujague, 3rd Yr.
Running Backs	Mark Atuaia, 3rd Yr.
Receivers	Guy Holliday, 3rd Yr.
Quarterbacks	Jason Beck, 3rd Yr.
Inside Linebackers	Paul Tidwell, 15th Yr.
Defensive Line	Steve Kaufusi, 14th Yr.
Defensive Coordinator/Secondary	Nick Howell, 6th Yr.
Sp. Teams Coord./Outside LBs	Kelly Poppinga, 5th Yr.
Strength & Conditioning	Frank Wintrich, 1st Yr.
Defensive Graduate Assistant	Shane Hunter
Special Teams Graduate Assistant	Kyle Visciglia
Offensive Graduate Assistant	Matt Edwards
Director of Football Operations	Patrick Hickman
Director of Player Personnel	Justin Anderson
Video Coordinator	Errol Seaver
Equipment Manager	Mick Hill
Head Football Trainer	Steve Pincok
Football Sports Medicine Director	Brett Mortensen
Director, Student Academic Center	Trevor Wilson

*3rd consecutive year (this is his second time at BYU)





FOOTBALL TEAM INFORMATION

Defense	3-4
Offense	Multiple Formation
2014 Record	8-5
Affiliation	FBS Independent

PROGRAM HISTORY

National Championships	1 (1984)
Conference Championships	23 (last 2007)*
Bowl Appearances	33
Bowl Record	13-19-1
Last Bowl Appearance	2014 Miami Beach Bowl
	L, 55-48 2OT vs. Memphis
Last Bowl Victory	2012 Poinsettia Bowl
	(23-6 vs. San Diego State)
Bowl Streak	10 (6-4 record)
	One of 12 programs to go to 10 straight bowl games
First Year of Football	1922
All-time Record	546-398-26 (.574)
All-time Home Record	298-134-6 (.684)
All-time Road Record	223-242-19 (.481)
All-time Neutral Record	26-22-1 (.540)
All-time Independent Record	32-18 (.640)
Stadium Record	225-69 (.765)
Stadium Record (since 1982 expansion)	156-44 (.780)
Stadium Record (since 2000 renaming)	65-21 (.756)

*Independent since 2011

STARTERS/LETTERWINNERS RETURNING

Letterwinners Returning/Lost	47/28
Offensive Letterwinners Returning/Lost	23/14
Defensive Letterwinners Returning/Lost	23/11
Specialist Letterwinners Returning/Lost (kickers/punters/ deep snappers—returners counted in off./def.)	1/3
Offensive Starters Returning/Lost	9/5
Other Offensive Returners with Starting Exp.	.5
Defensive Starters Returning/Lost	7/5
Other Defensive Returners with Starting Exp.	.8





COUGAR FOOTBALL

2015 BYU FOOTBALL PREVIEW



“We have a passionate, passionate fan base that is amazing. We have a good team and a really tough schedule, so that is a fantastic opportunity. We have a senior quarterback coming back that’s one of the best in the country and an offense that scored the most points since 2001. We have really good leadership on the defensive side and a proven system with proven staff, so it could be a really fun year.” – Bronco Mendenhall

OFFENSE

With a legitimate Heisman Trophy hopeful at quarterback leading a group of nine returning starters and five others with starting experience, BYU looks to build on the success of Robert Anae’s offensive system that in 2014 produced more points (37.1) than any Cougar offense since the 2001 season (46.8).

Quarterback Taysom Hill led BYU to a 4-0 start and No. 18 national ranking in 2014 before a season-ending injury put a premature end to his Heisman-caliber production. Despite being held out of contact drills in the spring, Hill showed he is ready to lead BYU again in 2015 and will be 100 percent recovered this summer. Among the many potential weapons Hill can utilize in the offensive attack are two unique talents in tailback Jamaal Williams and wideout Mitch Mathews. Williams, who spent spring rehabbing a knee injury that

forced him to miss half of last season, is on pace to become BYU’s all-time rushing leader in 2015. Mathews, meanwhile, led BYU with 922 receiving yards and nine touchdowns last year and seems determined after a monster spring to put his 6-foot-6 frame to special use in his final season in Provo.

The Cougars will look to fill the holes left with the departures of receiver Jordan Leslie (55 rec., 779 yards), tight end Devin Mahina (20 rec., 244 yards) and right tackle De’Ondre Wesley. With a strong starting group at offensive line and the promise seen in spring from other weapons like running back Algernon Brown and last year’s receiver transfers Devon Blackmon and Nick Kurtz, the BYU offense should be a highly productive unit in 2015.

QUARTERBACK

Status/key contributors: BYU is in good hands at quarterback with Heisman Trophy hopeful Taysom Hill returning to direct BYU's offense in 2015. The 6-foot-2, 232-pound dual-threat playmaker completed 66.7 percent of his passes and averaged 92 yards rushing and 287 yards of total offense before having his season end due to a leg fracture. Hill led BYU to a No. 18 national ranking with wins over UConn, Texas, Houston and Virginia before suffering his season-ending injury. He will be 100 percent healthy for fall camp after impressing in spring practices while participating in all but the scrimmage contact drills.

Others to watch: While the starting spot is known, the backup quarterback battle will take place in fall camp. Sophomore McCoy Hill, who didn't participate in spring after suffering an injury in BYU's first practice, returns to battle along with several talented newcomers. Highly touted freshman Tanner Mangum, who shared co-MVP honors with Jameis Winston at the 2011 Elite 11 Camp for quarterbacks, returns in June from his missionary service in Chile. He was the No. 3-rated quarterback in the nation by Rivals coming out of Eagle High School in Eagle, Idaho, after throwing for 3,885 yards and 35 touchdowns as a senior. 2015 recruit Beau Hoge, out of Fort Thomas, Kentucky, also brings his dual-threat abilities to the competition after throwing for 3,459 yards and 35 touchdowns and running for an additional 865 yards and 26 scores as a senior in 2014. Koy Detmer Jr., son of former NFL quarterback Koy Detmer and nephew of longtime NFL quarterback and Heisman Trophy-winner Ty Detmer, also joins the program this fall out of Somerset, Texas.

Key players lost: Christian Stewart, who backed up Hill before his injury and threw 25 touchdowns in his eight subsequent starts, moves on after graduation. Stewart's contribution didn't end with the season, however, as he willingly participated in spring practices to help the team after McCoy Hill's injury during the first practice.

RUNNING BACK

Status/key contributors: Headlined by senior Doak Walker hopeful Jamaal Williams, BYU returns a strong complement of quality backs in 2015. A three-year starter, Williams averaged 4.8 yards per carry last year but missed half of the season due to a knee injury. His healthy return for the 2015 season will provide BYU a unique threat in the backfield with his combination of power and speed. He needs 929 yards to become BYU's all-time leading rusher. Senior Adam Hine and junior Algernon Brown are also expected to play a significant role as ball carriers out of the Cougar backfield in 2015.

Others to watch: Senior Nate Carter is another capable ball carrier who totaled 290 yards on 6.3 yards per

carry last year when given additional opportunities with Williams out. Sophomore fullback Toloa'i Ho Ching returns in the big back position to complement the backfield. Talented Washington State transfer tailback Squally Canada will practice but must sit out 2015 games due to transfer rules.

Key players lost: Fullback and four-time Rugby All-American Paul Lasike finished his eligibility and signed with the Arizona Cardinals in the NFL. The bruising runner and blocking back totaled 371 rushing yards and 267 receiving yards in 2014.

WIDE RECEIVER

Status/key contributors: Senior Mitch Mathews leads a strong overall receiving corps returning for the Cougars in 2015. On the outside, the 6-foot-6 twin towers of Mathews and junior Nick Kurtz give Hill two tall and athletic targets down the field. Mathews led BYU with 922 receiving yards and nine TD catches last year and, after a standout spring, seems determined to improve upon his production in 2015. Kurtz, a highly touted junior college transfer, earned a starting nod last fall camp before being sidelined with a foot injury that required him to miss the season. A deep threat with his 6-foot-6 frame, Kurtz and 6-foot-1 senior Devon Blackmon should help fill the void left by Jordan Leslie's departure. Blackmon, who came to BYU via Oregon and JC, averaged 13 yards per catch on his 10 receptions last year while coming on as the season progressed. A deep threat on the outside, Blackmon is expected to be a regular-rotation playmaker after a promising spring. Six-foot-1 senior Kurt Henderson, who has played in 22 games over the past two seasons, adds his experience to the rotation on the outside.

Others to watch: Junior David Kessler, returned missionary freshmen Moroni Laulu-Pututau, Talon Shumway and Josh Weeks, and 2015 signee freshmen Akile Davis and Micah Simon all add their talents to the mix at outside receiver.


Key players lost: Jordan Leslie had a strong season in his lone year at BYU after a senior-year transfer from UTEP. Leslie was second on the team with 779 receiving yards and six touchdowns and went on to sign with the Minnesota Vikings in the NFL.

INSIDE RECEIVER

Status/key contributors: The Cougars return all of their contributors at the inside receiver positions. Junior Mitchell Juergens was third on the team last year with 424 receiving yards on 28 receptions with four touchdowns, averaging 15.1 yards per catch. Senior Terenn Houk added 241 yards and two scores on 21 catches, while junior Colby Pearson contributed 270 yards and three touchdowns despite an injury-shortened season.



ADAM HINE

MITCH
MATHEWSJAMAAL
WILLIAMSMITCHELL
JUERGENS



TEJAN KOROMA



Pearson played in nine games and averaged 16.9 yards per catch, including an 81-yard grab for a score.

Others to watch: After seeing action in six games as a true freshman, Trey Dye showed in the spring he has established a skill set that should earn him a more significant role on the field during his sophomore season. Junior Jake Ziolkowski will also be a competitor for playing time at both of the inside receiver positions.

Key players lost: None

TIGHT END

Status/key contributors: Tight end will take on a new look in 2015 with the departure of starter Devin Mahina. Redshirt freshman Steven Richards and sophomore Tanner Balderree earned the nickname "Bash Brothers" during spring practices with their physical play strongly complementing their pass catching ability. If spring is an accurate indicator, both players will settle in nicely to the offensive side of the ball after playing defense for the Cougars last year. Junior Bryan Sampson, who saw action in four games last year, will increase the competition in fall camp at the open tight end position.

Others to watch: New Mexico State transfer Jackson Kaka and former defensive lineman Theodore King add additional depth entering the fall. Kaka started in 11 of 12 games he played for the Aggies with 15 receptions for 122 yards. The sophomore joined the Cougars for spring practices after returning from a mission in New Zealand and is eligible to compete in 2015. King, a junior, joins Richards and Balderree in switching over to tight end from defensive line.

Key players lost: Devin Mahina played in 44 games for the Cougars during his career, including all 13 contests in 2014. The Senior Bowl participant had 20 receptions for 244 yards and three touchdowns last season. Mahina is pursuing an NFL career with the Washington Redskins.

OFFENSIVE LINE

Status/key contributors: BYU's offensive front returns four position starters from last year and a fifth experienced starter coming back from an injury who is a potential Outland Trophy candidate. Sophomore center Tejan Koroma started all 13 games and was named to every freshman All-America team last year after an exceptional true freshman campaign. Junior left guard Kyle Johnson has played in all 26 games the past two seasons with 21 starts, including all 13 starts last year while receiving College Sports Madness All-Independent Second Team honors. After Brock Stringham had his season cut short with an injury last year, sophomore Tuni Kanuch eventually took over the starting assignment at right guard, earning four starts as a freshman. As an offensive line standout

at Bingham High School in Utah, Kanuch was named the Deseret News Mr. Football winner as the top prep football player in the state. Sophomore Ului Lapuaho, who earned eight starts last year as a freshman at left tackle, is expected to move over to right tackle in 2015 to fill the spot left by the departed De'Ondre Wesley. This year's starter at left tackle should be either senior Ryker Mathews or junior Brad Wilcox. If Mathews can avoid the injury bug, he is an Outland Trophy-caliber lineman who can play either tackle position or guard. He started at left tackle as a freshman and has started during each of his three seasons with 22 career starts, including five last year, despite battling injuries the past two years. He was injured again on the final play of BYU's bowl game in 2014 but is expected to be ready for fall camp. Wilcox has played in all 26 games the past two years, including a start to his credit in 2013. After an exceptional spring, Wilcox seems poised to be a regular member of the Cougar front line.

Others to watch: Juniors Manu Mulitalo (G), Darren Denucci (G) and Parker Dawe (C) are joined by sophomores Jaterrius Gullely (G), Dallas Doane (T) and Brian Rawlinson (T) along with redshirt freshman Austin Hoyt (T) and several recruits from the 2015 signing class in the competition behind the experienced starting unit.

Key players lost: De'Ondre Wesley started 22 games at right tackle for BYU over the past two seasons, including all 13 games in 2014. He signed with the Baltimore Ravens.

DEFENSE

The BYU defense returns seven starters and eight others with starting experience after a 2014 season where 12 different Cougars received first-time starting assignments. Another individual returning to the Cougar defense in 2015 is its architect Bronco Mendenhall. The BYU head coach returns to his previous full-time role on the defensive side of the ball after a year away, adding an additional resource to his defensive staff that together has helped produce some of BYU's best-ever defenses. With Mendenhall returning to the defensive staff room and practice field, Mendenhall and defensive coordinator Nick Howell continue in their collaborative roles from 2013 with Howell directing the defense whenever Mendenhall is away for head coaching responsibilities.

The strength of the defense is its front seven, particularly an experienced defensive line. Senior Bronson Kaufusi is a key player to watch in 2015. After playing outside linebacker in 2014 and overcoming injury, the tall and athletic defender returned to defensive end in the spring and is expected to be a playmaker who will give the defense an added degree of versatility at end or outside backer. Another key player is junior Travis Tuiloma, a strong two-gap run stopper able to play nose or end.



With many young players getting earlier-than-anticipated experience last season due to injuries, this year's BYU defense hopes to take advantage of that added measure of experience, particularly in the linebacker corps and secondary, to put an improved defense on the field in 2015.

DEFENSIVE LINE

Status/key contributors: The defensive line is deep and experienced with five of the six players in the two-deep boasting starting experience. Senior Bronson Kaufusi has been a mainstay on the BYU defense since his freshman season with a versatile resume as a starter at both end and outside linebacker. The 6-foot-7 All-Independent Team selection and All-America hopeful will spend more time as a senior at defensive line after playing outside linebacker in 2014 and should cause havoc in opponent backfields as well as being able to drop into coverage. He led BYU last year with 11.5 tackles for loss, seven sacks and seven quarterback hurries while adding six pass breakups and 43 tackles. The anchor of the defense is junior Travis Tuiloma, who returns as a strong two-gap nose tackle in BYU's 3-4 defensive scheme. A potential Outland and Lombardi candidate, Tuiloma made six tackles for loss from the nose tackle position with two quarterback hurries and 27 tackles while tying up the middle. Key members of the regular rotation on the defensive front are senior defensive ends Remington Peck, a returning captain with 21 starts over the past two seasons, and Graham Rowley, who has 11 career starts, including eight last year. Senior Logan Taele earned four starting assignments in the last five games of 2014 with his ever-improving production on the field. The Columbus, Ohio, native continued his consistently strong play in the spring at right end. Sophomore nose tackle Kesni Tausinga rounds out the two-deep heading into fall camp.

Others to watch: Junior Tomasi Laulile is a two-year letterwinner returning at defensive end, while freshmen Moses Kaumatule, Felisi Tofi and 2015 signee Tevita Mo'unga, a promising young nose tackle out of Murrieta, California, add to those competing for the opportunity to get on the field for the Cougars.

Key players lost: Marques Johnson departs after being a regular contributor at nose tackle the past two seasons, appearing in 25 of 26 games with four starts after transferring from El Camino College.

INSIDE LINEBACKER

Status/key contributors: The two inside linebacker spots will be solidified in fall camp with several strong candidates having the opportunity to be playmakers in the middle for BYU. The team's leading returning tackler is senior Buck linebacker Manoa Pikula, who started eight games last year and one his sophomore

season while playing in 38 of 39 games in his three previous seasons. Another competitor at the Buck position is senior Jherremya Leuta-Douyere, who has played in 35 games the past three years and started four games last season after making the move from outside backer. With starter Zac Stout gone at the Mike position, juniors Austin Heder and Harvey Langi enter fall camp atop the two-deep. An intelligent and tough-minded competitor, Heder played in 10 games with two starts last year, totaling 18 tackles and a pass breakup. He played fullback for BYU in 2011 prior to leaving to serve as a missionary. Langi also made the move to defense in 2014, logging time in 12 outings last year, including one start in his first season with the Cougars. A transfer who played running back at Utah, Langi missed spring drills but has the talent and athleticism to pay big dividends for the Cougar defense in 2015 as he continues to develop at his new position.

Others to watch: Redshirt freshman Phillip Amone turned some heads with his play as a Mike backer during spring practices. Sophomores Adam Pulsipher and Va'a Niumatalolo also return at the Mike and Buck spots, respectively. Additionally, redshirt freshman Butch Pau'u will be back from a mission for fall camp to add his talents to the competition.

Key players lost: Zac Stout totaled 63 tackles, including a safety among 7.5 tackles for loss, and an interception return for a touchdown in his final season for the Cougars at Mike linebacker in 2014.

OUTSIDE LINEBACKER


Status/key contributors: With Bronson Kaufusi expected to spend more time at defensive end in 2015 and Alani Fua pursuing opportunities in the NFL, BYU will be replacing its two primary starters last year but boasts a talented group of young outside backers in 2015. One player who will add his experience to the mix on the outside is senior Teu Kautai, who played in all 13 games with one start last year at inside linebacker. Kautai, who recorded three sacks in one game last year and made 20 tackles overall, is expected to compete at the Sam backer position with highly regarded sophomore Fred Warner, who played in 10 games and made four starts before his season was cut short due to injury. A playmaker who missed spring while rehabbing, Warner returned an interception for a touchdown at Boise State and recorded 24 tackles overall in his true freshman season. Junior Sae Tautu could play either outside position but is likely to compete at the Will position along with sophomore Sione Takitaki. An athlete who could be a difference maker, Takitaki should see his contributions accelerate at a faster pace in his sophomore season after recording three sacks, three quarterback hurries and 19 tackles in 11 games as a reserve last year.




REMINGTON
PECK




MANOA
PIKULA



JHERREMYA
LEUTA-DOUYERE



TEU
KAUTAI

JORDAN
PREATORMICHAEL
DAVISKAI
NACUATREVOR
SAMSON

Others to watch: Sophomores Tyler Cook and Lene Lesatele bring talent to a competitive group of outside backers along with fellow sophomore and converted tight end Colby Jorgensen. Redshirt freshman Rhett Sandlin, who participated in spring practices after returning from a mission, can play both inside and outside along with Leuta-Douyere.

Key players lost: Alani Fua, a 6-foot-5 Sam linebacker, filled the stat sheet for the Cougars despite missing part of the year to injury. He participated in the NFL Combine and signed with the Arizona Cardinals.

CORNERBACK

Status/key contributors: Gone is two-year starter Robertson Daniel who played primarily at boundary corner last year. Junior Michael Davis and sophomore Jordan Preator are slated to compete to take his role in 2015. Both played significant roles last year playing both field and boundary corner with Davis making eight starts and Preator five. Davis totaled 43 tackles and six pass breakups seeing action in all 13 games, while Preator had 22 tackles, including two tackles for loss and one sack, while adding nine pass breakups and an interception in 12 appearances. Sophomore returned missionary Micah Hannemann joined the team for spring practices and will enter fall camp challenging for the field corner position along with redshirt freshman Michael Shelton. Hannemann saw action in eight games in 2012 prior to serving his mission.

Others to watch: Among a group of potential contributors, junior Garrett Juergens, twin brother of receiver Mitchell Juergens, returns after playing in five games in 2014, while several talented recruits join the team this fall.

Key players lost: Robertson Daniel started at both field and boundary corner in his two years with the Cougars and now pursues the chance to play in the NFL with the Oakland Raiders. Jordan Johnson, another corner with significant starting experience, had his final year at BYU cut short in 2014 due to injury.

SAFETY

Status/key contributors: BYU looks for new leadership in its defensive backfield as the players who made 20 of the 26 starts at the two safety positions last year have departed. Junior Kai Nacua made the other six starts after taking over the starting role partway through the season. Totalling all but two of his 40 tackles after seeing his time spike at Central Florida midway through the season, Nacua proved to be a playmaker on the field, tying for the team lead with two interceptions while adding three pass breakups and 3.5 tackles for loss. Joining Nacua at free safety is junior Chris Badger, who played in 12 games last year and had a productive spring, and returned missionary sophomore Matt Hadley, who saw action in seven

games in 2012 prior to his mission. Snow College transfer Eric Takenaka earned the chance in spring practices to compete for the starting spot at the KAT position. His standout play as a defensive back and return specialist showed the junior is ready to compete in his first year with the Cougars.

Others to watch: Senior Michael Wadsworth is a two-year letterwinner for the Cougars after transferring from Hawai'i, while 6-foot-5 sophomore Grant Jones had a solid spring. Jones is joined by a group of underclassmen and newcomers who will seek to earn a place in the BYU secondary in 2015.

Key players lost: Free safety Craig Bills (27 career starts, including 9 last year) and KAT Skye PoVey (15 career starts at KAT, FS or boundary corner, including 7 starts last year) graduate, while KAT Dallin Leavitt (5 career starts, 4 last year) transferred to Utah State.

SPECIALISTS

Status/key contributors: Placekicker Trevor Samson returns for his senior season after a consistent and effective season in 2014. In his first season as BYU's kicker, he made 12 of 14 (85.7 percent) field goal attempts, with a long of 45 yards, while connecting on 62 of 63 (98.4 percent) point-after-touchdown opportunities. Also back is kick return specialist Adam Hine, who was honored as the FBS All-Independent Team and Phil Steele All-Independent First Team kick returner. Punt returners Mitchell Juergens and Devon Blackmon also return. Transfer Eric Takenaka, who led the nation last year in kick return average at 44.1 yards per return at Snow College could also factor in as a return specialist. The punting duties will be completely open in fall camp with no clear-cut frontrunners. Freshmen Taylor Parker and BYU rugby player Johnny Linehan will look to compete in the fall for the job.

Others to watch: Junior Moose Bingham will compete at placekicker along with freshman Corey Edwards and junior Austin Brasher. Edwards and Brasher will likely challenge for kickoff duties. Sophomore Parker Dawe will compete with incoming freshman Matt Foley for the deep snapper duties. Sophomore Trey Dye could also factor in as a kick returner in the fall.

Key players lost: Ray Guy Award semifinalist punter Scott Arellano will be missed after graduating and Kevin O'Mary was a model of consistency as a two-year starter at deep snapper while Keanu Nelson averaged 8.5 yards per return and provided steady hands as one of the main punt returners for BYU last year.

WORTH NOTING

EXCLUSIVE COMPANY

BYU has a proven record as one of the most consistent winners in all of college football over the past four decades. In fact, over the past 40 seasons (1975-2014), the Cougars rank No. 5 in total wins among all FBS programs with 354. Just four schools (Nebraska - 389, Ohio State - 366, Florida State - 365 and Oklahoma - 365) have more victories than BYU over that timespan. BYU's .703 winning percentage since 1975 ranks ninth.

MOST WINS LAST 40 SEASONS (1975-2014)

Team	Record	Pct.
1. Nebraska	389-113-2	.773
2. Ohio State	366-111-7	.763
3. Florida State	365-116-4	.756
Oklahoma	365-123-6	.744
5. BYU	354-149-2	.703
6. Michigan	348-136-7	.715
7. Penn State	345-139-2	.711
8. Georgia	344-140-6	.708
9. Florida	342-144-6	.701
10. Alabama	338-136-2	.712

BYU has a proven record of elite-level success that includes winning the 1984 National Championship. The Cougars boast seven members of the College Football Hall of Fame and 15 major individual national awards, including a Heisman Trophy winner, seven Sammy Baugh Trophy recipients, four Davey O'Brien Award honorees, two Outland Trophy winners and a Doak Walker Award recipient.

BYU and Penn State are the only schools in the nation to boast winners of the Heisman Trophy, Outland Trophy, Doak Walker Award, Davey O'Brien Award and Sammy Baugh Trophy.

BYU is one of only six schools in the nation to have a player win the Heisman Trophy for the nation's top player, Outland Trophy for the nation's best interior lineman, Davey O'Brien Award for the nation's best quarterback and Doak Walker Award for the nation's top running back, joining Texas, Ohio State, Penn State, Iowa and Boston College.

NATIONAL RANKINGS

BYU has 18 Top-25 finishes and has been nationally ranked during 31 of the past 40 seasons. The Cougars have received recognition in the national rankings during eight of 10 seasons under Bronco Mendenhall, with five Top-25 finishes.

BYU is one of 25 programs to finish in the final Top 25 at least five times over the past decade. Besides BYU, the only other teams from the West to accomplish this feat are Oregon, USC and Boise State. Overall the SEC has had the most current teams with at least five final national rankings in the last 10 years. After the SEC with six, the Big 12 and Big Ten have had five, the ACC four, Pac-12 two, and the American and Mountain West each with one. BYU is the lone independent team to make the list.

UNDER BRONCO MENDENHALL

BYU owns a 90-39 record in Bronco Mendenhall's 10 seasons, which ranks No. 13 nationally in that time frame for the most wins. Mendenhall took over a BYU program in 2005 that was coming off of three straight losing seasons and has restored the great tradition of BYU football.

Under Mendenhall, the Cougars are one of eight programs to achieve 90 or more wins and play in a bowl game each of the last 10 seasons. The other teams to do this are Boise State, LSU, Georgia, Oregon, Oklahoma, Virginia Tech and Wisconsin.

Bronco Mendenhall's .698 winning percentage (90-39) ranks No. 10 among all active coaches with at least 10 years of FBS experience and ranks No. 13 among active coaches with a minimum of five years FBS experience.

The Cougars own the ninth-best home winning percentage nationally during Mendenhall's tenure at .820 (60-11). They are also 20th in road winning percentage at .589 (33-23) with the program's 33 road wins being the ninth-most road victories nationally in the past decade. The Cougars also have the 22nd-most neutral site wins with seven during Mendenhall's tenure.

Bronco Mendenhall's .600 postseason winning percentage (6-4 record) is tops in BYU history and his overall victories at this point in his career approaches that of Hall of Fame coach LaVell Edwards even with Mendenhall's teams facing double the number of Power 5-level opponents in that time frame. Mendenhall has achieved 90 wins while Edwards had 93 victories in their respective first 129 games leading the Cougars.

POSTSEASON HISTORY

BYU is one of only 12 programs to earn a bowl invitation each of the past 10 seasons. Of those teams, only Florida State with seven wins has won more than BYU's six postseason victories over that timespan. The Cougars are tied with Georgia, Oregon, Alabama and LSU with a 6-4 bowl record.

BYU has a rich bowl history that includes 33 bowl invitations dating back to the 1974 Fiesta Bowl. The Cougars have played in 17 different bowls located in 10 different states. BYU is 13-19-1 in its bowl games. LaVell Edwards' teams had seven bowl wins and Bronco Mendenhall's teams have added the other six wins over the past 10 seasons. With 11 appearances, the Holiday Bowl is the postseason game BYU has played in the most.

BYU has achieved bowl wins over Colorado, Kansas State, Michigan, Missouri, Oklahoma, Oregon, Oregon State, San Diego State, SMU, Tulsa, Washington State, UCLA and UTEP. BYU's 13-13 tie with Iowa in the 1991 Holiday Bowl was the last tie to occur in a bowl game.



WORTH NOTING (continued)

FOOTBALL INDEPENDENCE & POWER 5

BYU became an independent in football in 2011. BYU has been recognized by the SEC and ACC as a Power 5 opponent with regard to their new nonconference scheduling requirements, and the Cougars have 38 future games currently scheduled against teams from all five Power 5 conferences.

Since BYU went independent in 2011, the Cougars are one of only 18 programs nationally to win at least 8 games each season and play in a bowl game each year.

Over the past four seasons as an independent, BYU football has played against 29 teams from 18 different states representing 11 different conferences and fellow independent Notre Dame.

With the expanding national footprint, more schools and conferences are recognizing the reputation of BYU as an expanding and recognizable national brand of football.

NATIONAL EXPOSURE & COUGAR NATION

BYU has an exclusive TV partnership with ESPN and plays a national schedule, making BYU football games among the most frequently featured national college telecasts. Over the past four years, BYU has had 40 of 52 games on one of the ESPN networks and has had 32 games featured on one of the major national channels (ESPN, ESPN2, ABC, NBC, CBS, Fox). Only 15 programs have had more major national telecasts the past four years.

BYU's national fan base provides strong support wherever the team travels for games all across the country. Future games already announced continue to expand BYU's national footprint to include opponents from 28 different states.

At home, BYU consistently has one of the top attendance averages in the West. In 2014, BYU's average home attendance of 57,141 ranked No. 6 in the West behind UCLA, USC, Washington, Oregon and Arizona State. Last year, BYU averaged more fans than 33 Power 5 conference schools, averaging more than 11 programs from the ACC, seven schools each in the Big 12, Big Ten and Pac-12 and one member of the SEC.

OFF THE FIELD EXCELLENCE

BYU has received seven Academic All-America citations since Coach Mendenhall took over the program, which ranks tied for No. 7 among all FBS programs in that timespan. Overall, BYU players have earned 37 Academic All-America citations since 1965, and former quarterback Steve Young is a member of the Academic All-America Hall of Fame (2003 inductee).

BYU leads all FBS programs for the most all-time selections to the National Football Foundation Hampshire Honor Society, which recognizes starters and significant contributors who finished their eligibility with a 3.2 GPA or better. The Cougars have had 39 honorees since the program began in 2007.

NFL COUGARS BY THE NUMBERS

BYU has helped more than 300 players go to the NFL. All-American Kyle Van Noy was drafted in the second round in 2014. Ziggy Ansah was the No. 5 overall draft pick in the 2013 NFL Draft and went on to record the most sacks of any NFL rookie.

The Cougars have had a player drafted in 45 of the past 50 NFL drafts dating back to 1965. BYU has had six players on average each season sign with the NFL over the past 10 seasons. Ten members of the 2014 team received NFL opportunities.

In Bronco Mendenhall's time as head coach, 61 players have received NFL opportunities, including tight end Dennis Pitta, a starter on the 2013 Super Bowl Champion Baltimore Ravens, defensive end Ezekiel Ansah, the No. 5 overall pick by the Detroit Lions in the 2013 NFL Draft, and linebacker Kyle Van Noy, the 40th overall pick by the Lions in the 2014 draft.

Van Noy, Daniel Sorensen and Spencer Hadley played in 20 total games last season as NFL rookies. Overcoming injury, Van Noy made six tackles in nine games for Detroit, including a playoff game. Sorensen played in nine games with seven tackles for Kansas City. Hadley played in two games for Oakland.

Forty former Cougars have made 64 Super Bowl appearances over the years.



ESPN, BYUtv PARTNERSHIP

On September 1st, 2010, BYU took a step in a new direction when it announced it would begin competition as a football independent for the 2011 season. The Cougars are heading into their fifth season as an independent in 2015.

BYU also embarked on an 8-year partnership with ESPN to televise Cougar football on the sports leader's family of networks. BYU is the only school with an exclusive television deal with ESPN and played 40 of 52 games on one of the ESPN networks over the past four seasons.

"BYU is nationally recognized as an outstanding university and for the history and tradition of its premier athletic programs," said Burke Magnus, ESPN senior vice president, programming acquisitions. "Once BYU decided to chart an independent course for football, we both recognized it is a good opportunity to build and grow our strong 30-year relationship. With this agreement, college football fans around the country will see the quality and pageantry of BYU as well as the passion and enthusiasm of its supporters."

One of the most important goals in becoming an independent was the opportunity for more national exposure for the university and its football program. BYU also sought better access for the Cougars' national fan base and the opportunity to schedule high-profile opponents.

"We've long sought broad, nationwide access to our games for our fans and increased visibility among those who may be less familiar with our university and athletic programs," said then BYU President Cecil O. Samuelson. "We've also been looking for ways to take better advantage of our own unique broadcasting resources."

As it was for the past four seasons, every BYU home football game will be televised to a live national audience on the ESPN family of networks or BYUtv. Additionally, BYU fans will be able to view same-day rebroadcasts on BYUtv of every home game and any away game to which ESPN has the rights through conference agreements with the host team.

BYU is the first football program to garner its own exclusive deal with ESPN to broadcast its games. ESPN and ESPN2 are both available in almost 99 million homes, while the 24-hour college sports network ESPN3 is distributed to over 73 million homes. ESPN also produces college football games that are broadcast on ABC and its online network, ESPN3.

Each year, a minimum of three home games will be carried on ESPN, ESPN2, or ABC. Additional games will be on ESPN3. At least one game each season will be carried live on BYUtv.

BYU played nine games on one of the ESPN networks in 2014 including seven on ESPN. Over the past four seasons, only 15 teams in the nation have had more games than BYU's 32 broadcasts on a major national television channel (ESPN, ESPN2, ABC, NBC, CBS, FOX)

BYUtv is available in more than 55 million North American homes and is growing every month. It's on the basic tier of both Dish and DirectTV and is carried by more than 500 cable systems. The network constructed its own state-of-the-art production building that will allow it to televise every game in HD, along with its HD truck with the capability of broadcasting while on the road.

Competing as an independent with TV partners ESPN and BYUtv also allows BYU the opportunity to play a unique schedule. Since 2011, BYU has played teams from the SEC, Pac-12, Big 12, ACC, American, Conference USA, Western Athletic Conference, Mountain West and fellow independent Notre Dame. For the upcoming 2015 season, the Cougars will compete against teams from the Big Ten, SEC, Pac-12, MW, AAC, C-USA and the Northeast Conference. BYU has future games announced with LSU, Michigan State, Arizona, Mississippi State, Missouri, Washington, USC, UCLA, Cal, West Virginia, Wisconsin, Boise State, Virginia, Washington State, Stanford, Arizona State and Northern Illinois.

ADDITIONAL BYU FOOTBALL PROGRAMMING ON BYUtv

BYU is the only school in the country with nationally televised live 60-minute pregame and 30-60-minute postgame shows before and after every game—home or away—along with other special football-related content broadcast on BYUtv throughout the year.

BYUtv and BYU Radio also simulcast a daily news show—BYU Sports Nation—that airs each weekday from noon-1 p.m. ET/10-11 a.m. MT from Studio B at the BYU Broadcasting Building in Provo. The latest news and information about BYU sports are discussed each day by hosts Jarom Jordan and Spencer Linton.

BYUtv produces additional BYU football specials throughout the year to highlight events such as National Letter of Intent Day in February, BYU spring football in March and April, and the annual BYU Football National Media Day in June, which also includes live programming on ESPN3.





TRADITION SPIRIT HONOR

Playing football at BYU is a unique experience unlike any other in college athletics. With a heritage that runs deep in on-and-off the field success, the program is guided by three distinct values: tradition, spirit and honor.

TRADITION

BYU's football history is packed full of championships, bowl games and national honors. This tradition is something every player that passes through the program will become a part of and appreciate. Since 1974 BYU has played in 33 bowl games, won a National Championship, claimed 23 conference titles and earned 18 national top-25 finishes, including four top-10 finishes. Under head coach Bronco Mendenhall, BYU has posted a record of 90-39 and gone to 10 straight bowl games. Since the 1970s, BYU has achieved results that position the Cougars not only as one of the top football programs in the West but also the nation.

- 1984 National Champions
- No. 5 in total wins (354) among all FBS programs since 1975
- 33 Bowl Games
- 23 Conference Championships
- Top 25 offense 26 times in last 40 seasons, including six of the last 10 years
- Top 5 nationally in passing offense 19 times
- Top 25 defense 10 times in last 40 seasons, including three of the last five years
- 18 National Top-25 NCAA Finishes
- Ranked in the Top 25 during eight of the past nine seasons and 31 of the last 40 years
- Seven members of the College Football Hall of Fame
- 15 major individual national awards, including a Heisman Trophy winner, seven Sammy Baugh Trophy recipients, four Davey O'Brien Award honorees, two Outland Trophy winners and a Doak Walker Award recipient.
- One of only two schools to boast a National Championship and Heisman, Outland, Doak Walker, Davey O'Brien and Sammy Baugh winners

SPIRIT

As a school operated by The Church of Jesus Christ of Latter-day Saints, BYU provides an opportunity for student-athletes to grow mentally, physically and spiritually. BYU seeks to develop students of faith, intellect, and character who have the skills and the desire to continue learning and to serve others throughout their lives. Over 70 percent of BYU's team has served a two-year Church mission. All of BYU's players take part in service opportunities throughout the community. This principle is a large factor in BYU's recruiting approach. Coaches evaluate not only the playing ability and academic achievement of possible recruits but also their moral character. BYU makes it a priority to develop a player's faith, and help make men of strength, courage, fortitude, and service.

- 321 missionaries that have served or are currently serving have been coached or recruited by Bronco Mendenhall

- 30 players are currently out serving full-time missions
- 91 players on the 2015 roster have served full-time missions in over 25 different countries and 15 different states
- Players and coaches participate in "firesides" or hour-long devotionals the night prior to select games intended to help those attend strengthen or gain a knowledge of our purpose here on earth
- All BYU students must complete at least 14 credit-hours in religion-related coursework
- Players participate in the "Thursday's Heroes" program, inviting families and individuals with special needs to practice to be honored and recognized for their faith, courage and strength

HONOR

All BYU students, including student-athletes, are required to follow the University Honor Code, which is a code of conduct and living that helps improve the lives of university students. Coach Mendenhall has worked hard to instill the principles outlined in the honor code. Members of The Church of Jesus Christ of Latter-day Saints and non-members are expected to maintain the same standards of conduct. All who represent BYU are to maintain the highest standards of honor, integrity, morality, and consideration of others in personal behavior. The basics of BYU's honor code are as follows:

- Be honest
- Live a chaste and virtuous life
- Obey the law and all campus policies
- Use clean language
- Respect others
- Abstain from alcoholic beverages, tobacco, tea, coffee, and substance abuse
- Participate regularly in church services
- Observe the dress and grooming standards
- Encourage others in their commitment to comply with the Honor Code



NATIONAL AWARDS CANDIDATES

#4 TAYSOM HILL

SENIOR • QUARTERBACK

6'2" • 232 LBS

POCATELLO, IDAHO



- 2015 All-America and major awards hopeful
- 2014 Maxwell Award watch list
- 2014 Davey O'Brien Award watch list
- 2014 Walter Camp Award watch list
- 2014 Heisman Trophy Watch List by HeismanPundit.com
- 2014 2nd, 4th and 9th on Athlon, USA Today and Sports Illustrated Heisman Watch lists
- 2014 Phil Steele Preseason All-Independent First Team
- 2014 Allstate AFCA Good Works Team nominee

- 2013 College Sports Madness Independent Offensive Player of the Year
- 2013 College Sports Madness All-Independent First Team
- 2013 Phil Steele All-Independent Second Team
- 2013 FBS All-Independent Honorable Mention
- 4x FBS Independent Offensive Player of the Week in 2013
- 4x FBS Independent Offensive Player of the Week in four games in 2014
- AT&T All-America Player of the Week, Athlon Sports National Player of the Week and CBSSports.com Offensive Player of the Week (Texas, 2013)
- Manning Award Player of the Week (Boise State, 2013)
- 2x Athlon Sports Independent Player of the Week
- Manning Award Star of the Week (Texas, 2014)
- 3x College Football Performance Awards Honorable Mention QB of the Week in 2013
- ESPN's Capital One Cup Impact Performance of the Week (Houston, 2013)

- One of 14 FBS quarterbacks to reach 4,000 passing yards and 2,000 rushing yards in or before his junior season, the list includes Colin Kaepernick, Johnny Manziel, Tim Tebow and Robert Griffin III
- Has rushed for more yards than any other quarterback at BYU
- One of seven players in NCAA history to throw for 400+ yards and rush for 100+ when he threw for 417 yards, including 4 TDs, and ran for 128 yards (Houston, 2013)
- Rushed for 259 yards and 3 TDs vs No. 15 Texas on Sept. 7, 2013, the second most rushing yards in a game in school history
- Averaged 219 yards passing with a 66 percent completion rate and 107-yard rushing average per game through the first four games of his junior year before an injury in game five ended his season, bringing his final touchdown tally to 15 total
- Finished his sophomore season with 2,938 passing yards and 1,344 rushing yards, threw for 19 touchdowns and ran for 10 more
- Averaged 226 passing yards and 103 rushing yards per game as a sophomore

HILL'S CAREER STATS

YEAR	GP	COMP	ATT	YDS	PCT	INT	TD	ATT	YDS	Y/A	LNG	TD
2012	6	42	71	425	59.2	2	4	55	336	6.1	68	4
2013	13	236	438	2938	53.9	14	19	246	1344	5.5	68	10
2014	5	88	132	975	66.7	3	7	87	460	5.3	30	8
TOTAL	24	366	641	4338	57.1	19	30	388	2140	5.5	68	22

RUSHING



NATIONAL OFFENSIVE HONORS CANDIDATES

#21 JAMAAL WILLIAMS

SENIOR • RUNNING BACK


6'0" • 206 LBS

FONTANA, CALIF.

- 2015 All-America, Doak Walker and Maxwell Award hopeful
- 2014 Maxwell Award Watch List
- 2014 Doak Walker Award Watch List
- 2014 CFFPA Running Back Trophy Watch List
- 2014 Phil Steel Preseason All-Independent First Team
- 2014 College Sports Madness All-Independent Second Team

- 2013 College Sports Madness All-Independent Team
- 2013 FBS All-Independent Team
- 2013 Phil Steele All-Independent First Team
- 2x College Sports Madness Independent Offensive Player of the Week
- 2x FBS Independent Offensive Player of the Week
- 3x College Football Performance Awards Honorable Mention Running Back of the Week

- No. 6 in career rushing yards with 2,526
- Needs 929 yards to become BYU's all-time rushing leader
- Missing half a season due to injuries, ran for 518 yards and 4 TDs in 2014
- Tallied 1,233 rushing yards on 217 carries for seven TDs in 2013
- Recorded a career high with 219 rushing yards on 15 carries in win over Nevada in 2013
- Set true freshman rushing records at BYU with 166 carries, 775 yards and 12 touchdowns



#10 MITCH MATHEWS

SENIOR • WIDE RECEIVER

6'6" • 215 LBS

BEAVERTON, ORE.

- 2015 All-America and Biletnikoff Award hopeful
- 2014 Phil Steele Midseason All-Independent Team
- 2014 Phil Steele Postseason All-Independent Team
- 2014 College Sports Madness All-Independent First Team

- Recorded 73 receptions for 922 yards and 9 touchdowns in 2014
- Career-high 16 receptions for 182 yards vs. Nevada, the second most receptions ever in a game at BYU
- Recorded 23 receptions for 397 yards and 4 TDs in 9 games in 2013
- Notched 112 receiving yards and three TDs vs Utah State
- College Football Performance Awards Honorable Mention WR of the Week (Utah State, 2013)



RETURNING OFFENSIVE PLAYERS TO WATCH

**#72 RYKER MATHEWS****SENIOR • TACKLE • 6'6" • 320 LBS • AMERICAN FORK, UTAH**

- 2015 All-America, Outland Trophy and Lombardi Award hopeful
- Played in 33 games the past three seasons and started in 17
- Blocked for the 26th-ranked passing offense in 2014 and the 10th-ranked rushing offense in 2013
- Recovered from double hip surgery to play in 2013 and suffered knee injury on the final play of the Miami Beach Bowl this past season, will be ready to contribute in 2015

**#56 TEJAN KOROMA****SOPHOMORE • CENTER • 6'0" • 280 LBS • ALLEN, TEXAS**

- 2015 All-America hopeful
- 2015 Rimington Trophy Watch List
- College Sports Madness Independent Freshman of the Year
- 5-time Freshman All-American (FWAA, Phil Steele, 247 Sports, Sporting News, ESPN)
- Only NCAA true freshman to start every game at center in 2014

**#24 ALGERNON BROWN****JUNIOR • RUNNING BACK • 6'1" • 229 LBS • MAGNA, UTAH**

- Averages 9 yards per reception and 4.8 yards per rush in his career with three total touchdowns
- Has four career games rushing for more than 60 yards, including against UCF and Memphis in 2014
- Carried the ball 68 times for 324 yards in 2014
- Scored his first receiving touchdown on a 22-yard reception against Cal

**#87 MITCHELL JUERGENS****JUNIOR • INSIDE RECEIVER • 5'10" • 182 LBS • HOUSTON, TEXAS**

- Second-leading returning receiver with 28 catches for 424 yards
- Caught 7 passes for 107 yards and two touchdowns against Cal
- Caught 4 passes for 87 yards and a TD against Memphis
- Averaged 22.4 yards on kick returns and 6.7 yards on punt returns

**#19 DEVON BLACKMON****SENIOR • WIDE RECEIVER • 6'1" • 185 LBS • FONTANA, CALIF.**

- 2014 College Sports Madness All-Independent Third Team
- Caught 10 passes for 130 yards, including a long of 56 against Virginia
- Deep threat on the outside who had an impressive spring
- Has the talent and potential to play a significant role in 2015



NATIONAL DEFENSIVE & SPECIAL TEAMS HONORS CANDIDATES

**#90 BRONSON KAUFUSI****SENIOR • DEFENSIVE END****6'7" • 265 LBS****PROVO, UTAH**

- 2015 All-America, Nagurski Trophy, Lombardi and Bednarik Award hopeful
 - 2015 Lott Trophy Watch List
 - 2014 College Sports Madness All-Independent First Team
 - 2014 Phil Steel Preseason All-Independent First Team
 - 2014 Phil Steele Postseason All-Independent Team
 - 2x College Sports Madness All-Independent Second Team honors (2012, 2013)
 - 2013 Phil Steele All-Independent Second Team
 - 2x FBS Independent Defensive Player of the Week (2014)
 - CFPA Linebacker Performer of the Week Honorable Mention (UNLV, 2014)
-
- Fourth in career sacks at BYU with 15.5 (official NCAA stats)
 - In 2014, led team with 7 sacks and 11.5 tackles for a loss
 - As a junior, recorded 43 tackles, 1 forced fumble and 1 recovery along with 7 QB hurries and 6 PBU
 - As a sophomore, recorded 37 tackles, 7 for loss, 1 interception, 1 forced fumble, 3 hurries and 6 PBU
 - As a freshman, made 23 tackles, 5.5 for loss and 4.5 sacks

#28 ADAM HINE**SENIOR • KICK RETURNER****6'1" • 208 LBS****SANTA CLARA, UTAH**

- 2014 Phil Steele Preseason All-Independent First Team kick returner
- 2014 Phil Steele Midseason All-Independent Team
- 2014 College Sports Madness All-Independent Team
- 2013 College Sports Madness All-Independent First Team kick returner
- 2013 FBS All-Independent Team kick returner
- 2013 Phil Steele All-Independent First Team kick returner
- 99-yard kickoff return for a touchdown vs. Virginia
- CFPA's National Kick Returner of the Week (Virginia, 2014)
- CFP Awards Honorable Mention Kick Returner of the Week (Middle Tennessee, 2013)

-
- Averaged 24.5 yards on 22 kickoff returns in 2014
 - Averaged 27.2 yards per kickoff return with a long of 90 in 2013
 - Has 378 yards and 3 touchdowns at running back, along with a receiving touchdown
 - Has scored a touchdown for BYU as a returner, runner and receiver



RETURNING DEFENSIVE/SPECIAL TEAMS HONORS CANDIDATES

**#91 TRAVIS TUILOMA****JUNIOR • DEFENSIVE LINEMAN • 6'2" • 285 LBS • TOPEKA, KANSAS**

- 2015 All-America, Outland and Lombardi Award hopeful
- 2014 College Sports Madness All-Independent Second Team
- Started in 12 games and more than doubled his tackles and quadrupled his tackles for loss from his freshman to sophomore seasons
- Recorded 5 tackles, including 3 for a loss against UCF, added 1 tackle for a loss against Nevada and 2 against Memphis

**#22 MANOA PIKULA****SENIOR • INSIDE LINEBACKER • 6'1" • 235 LBS • SOUTH JORDAN, UTAH**

- 2015 Butkus Award hopeful
- Leading returning tackler
- 2014 Preseason Phil Steele All-Independent Second Team
- Played in all 13 games, starting 8, and totaling 49 tackles, 2 for a loss and an interception
- Had 6 games with 5 or more tackles

**#4 FRED WARNER****SOPHOMORE • OUTSIDE LINEBACKER • 6'3" • 230 LBS • SAN MARCOS, CALIF.**

- As a true freshman, started four games and played in 10
- Recorded 24 tackles and 1 tackle for a loss in 10 games overall
- Returned an interception 20 yards for a touchdown against Boise State
- Missed final 3 games of the season due to injury

**#12 KAI NACUA****JUNIOR • DEFENSIVE BACK • 6'1" • 207 LBS • LAS VEGAS, NEV.**

- Played in all 13 games, starting in 6, including the final 5 games of the season
- Recorded 40 tackles, 3.5 for a loss, including 14 tackles and 1.5 for loss at Cal
- In 7 games, averaged 5 tackles and .5 for loss per game
- Returning leader in interceptions and averaged 23.5 yards on his two interception returns

**#27 TREVOR SAMSON****SENIOR • KICKER • 5'11" • 183 LBS • FRESNO, CALIF.**

- 2015 Groza Award hopeful
- Leading returning scorer with 98 points in 2014
- Hit a career-long 45 yard field goal in overtime against Memphis
- 9th in the nation in field goal percentage (.857) in 2014



TOP RETURNING OFFENSIVE STATISTICAL LEADERS

Rushing

Name	GP	Att	Gain	Loss	Net	Avg.	TD	Long	Avg./G
WILLIAMS, Jamaal	7	109	528	10	518	4.8	4	31	74.0
HILL, Taysom	5	87	542	82	460	5.3	8	30	92.0
BROWN, Algernon	9	68	332	8	324	4.8	0	25	36.0
CARTER, Nate	8	46	293	3	290	6.3	1	31	36.2
HINE, Adam	11	40	159	5	154	3.8	2	25	14.0

Passing

Name	GP-GS	EFFIC	COMP-ATT-INT	PCT	YDS	TD	LG	Avg./G
HILL, Taysom	5-5	141.67	88-132-3	66.7	975	7	56	195.0

Receiving

Name	GP	No.	Yds	Avg.	TD	Long	Avg./G
MATHEWS, Mitch	13	73	922	12.6	9	71	70.9
JUERGENS, Mitch	13	28	424	15.1	4	50	32.6
HOUK, Terenn	12	21	241	11.5	2	35	20.1
PEARSON, Colby	9	16	270	16.9	3	81	30.0
BROWN, Algernon	9	14	139	9.9	1	25	15.4
BLACKMON, Devon	10	10	130	13.0	0	56	13.0

Scoring

Name	TD	FG	XP	Safety	Points
SAMSON, Trevor	-	12-14	62-63	-	98
MATHEWS, Mitch	9	-	-	-	54
HILL, Taysom	8	-	-	-	48
WILLIAMS, Jamaal	4	-	-	-	24
JUERGENS, Mitchell	4	-	-	-	24
HINE, Adam	4	-	-	-	24

TOP RETURNING DEFENSIVE STATISTICAL LEADERS

Name	GP	Solo	Ast	Total	TFL	Sacks	INT	PBU	QBH	FR	FF
PIKULA, Manoa	13	30	19	49	2.0-4	-	1-2	1	-	-	-
DAVIS, Michael	13	36	7	43	-	-	-	6	-	-	-
KAUFUSI, Bronson	11	34	9	43	11.5-58	7.0-52	-	6	7	1-0	1
NACUA, Kai	13	30	10	40	3.5-7	3.0-16	2-47	3	-	-	-
TAELE, Logan	12	15	16	31	2.0-6	-	-	2	4	-	-
TUULOMA, Travis	13	19	8	27	6.0-18	-	-	-	2	-	-
PECK, Remington	13	14	10	24	3.0-5	1.5-3	-	1	3	-	-
WARNER, Fred	10	17	7	24	1.0-7	-	1-20	1	-	-	-
PREATOR, Jordan	12	20	2	22	2.0-7	1.0-6	1-0	9	1	-	1
KAUTAI, Teu	13	14	6	20	3.0-23	3.0-23	-	2	1	-	1
TAKITAKI, Sione	11	15	4	19	4.0-27	3.0-25	-	-	3	1-0	1

RETURNING BY PERCENTAGE

Rushing Yards	.76.2%
Passing Yards	.27.6%
Receiving Yards	.62.8%
All-purpose	.79.1%
Scoring	.72.1%
Punt Return Yards	.72.3%
Kick Return Yards	.88.6%
Punting Yards	.0%
Tackles	.61.3%
Tackles for Loss	.60.5%
Sacks	.64.8%
Interceptions	.42.8%



2015 BYU LETTERWINNERS/STARTERS OVERVIEW

OFFENSIVE LETTERMEN

Returning (23)

Taysom Hill, QB
 Algernon Brown, RB
 Nate Carter, RB
 Adam Hine, RB
 Toloa'i Ho Ching, RB
 Jamaal Williams, RB
 Devon Blackmon, WR
 Kurt Henderson, WR
 David Kessler, WR
 Mitch Mathews, WR
 Colby Pearson, IR
 DJ Doman, IR*
 Trey Dye, IR
 Terenn Houk, IR
 Mitchell Juergens, IR
 Jake Ziolkowski, IR
 Bryan Sampson, TE
 Kyle Johnson, OL
 Tuni Kanuch, OL
 Tejan Koroma, OL
 Ului Lapuaho, OL
 Ryker Mathews, OL
 Brad Wilcox, OL

Lost (14)

Terrance Alletto, OL
 Edward Fusi, OL
 Solomone Kafu, OL
 Brayden Kearsley, OL^
 Quinn Lawlor, OL
 Brock Stringham, OL
 De'Ondre Wesley, OL
 Michael Yeck, OL
 Ross Apo, WR
 Jordan Leslie, WR
 Keanu Nelson, WR
 Devin Mahina, TE
 Paul Lasike, RB
 Christian Stewart, QB

DEFENSIVE LETTERMEN

Returning (23)

Chris Badger, DB
 Michael Davis, DB
 Matt Hadley, DB%
 Micah Hannemann, DB%
 Kai Nacua, DB
 Jordan Preator, DB
 Garrett Juergens, DB
 Michael Wadsworth, DB
 Tomasi Laulile, DL
 Remington Peck, DL
 Graham Rowley, DL
 Logan Taele, DL
 Travis Tuiloma, DL
 Austin Heder, LB
 Troy Hinds, LB
 Bronson Kaufusi, LB
 Teu Kautai, LB
 Harvey Langi, LB
 Jherremya Leuta-Douyere, LB
 Manoa Pikula, LB
 Sione Takitaki, LB
 Sae Tautu, LB
 Fred Warner, LB

Lost (11)

Craig Bills, DB
 Robertson Daniel, DB
 Skye PoVey, DB
 Kavika Fonua, DB\$
 Harvey Jackson, DB
 Jordan Johnson, DB
 Dallin Leavitt, DB^
 Michael Alisa, LB
 Alani Fua, LB
 Zac Stout, LB
 Marques Johnson, DL

OFFENSIVE STARTERS

Returning (9)

Taysom Hill, QB
 Jamaal Williams, RB
 Mitch Mathews, WR
 Mitch Juergens, IR
 Kyle Johnson, OL
 Tuni Kanuch, OL
 Tejan Koroma, OL
 Ului Lapuaho, OL
 Ryker Mathews, OL

Lost (5)

Christian Stewart, QB
 Devin Mahina, TE
 Paul Lasike, RB
 Jordan Leslie, WR
 De'Ondre Wesley, OL

DEFENSIVE STARTERS

Returning (7)

Travis Tuiloma, DL
 Remington Peck, DL
 Graham Rowley, DL
 Bronson Kaufusi, LB
 Manoa Pikula, LB
 Michael Davis, DB
 Kai Nacua, DB

Lost (5)

Alani Fua, LB
 Zac Stout, LB
 Craig Bills, DB
 Robertson Daniel, DB
 Skye PoVey, DB

SPECIALISTS

Returning (4)

Trevor Samson, PK
 Adam Hine, KR
 Devon Blackmon, PR
 Mitchell Juergens, PR

Lost (4)

Scott Arellano, P
 Keanu Nelson, PR
 Kevin O'Mary, DS
 Scott Arellano, H

OTHER RETURNING PLAYERS
WITH STARTING EXPERIENCE**Offense (5)**

Adam Hine, RB
 Terenn Houk, IR
 Colby Pearson, IR
 Kurt Henderson, WR
 Brad Wilcox, OL

Defense (7)

Logan Taele, DL
 Fred Warner, LB
 Jherremya Leuta-Douyere, LB
 Harvey Langi, LB
 Austin Heder, LB
 Teu Kautai, LB
 Sae Tautu, LB



2014 GAME-BY-GAME STARTERS

OFFENSE

GAME	QB	RB	RB/IR	WR	WR	TE/IR	LT	LG	C	RG	RT
UConn	Hill	Lasike	M. Juergens	M. Mathews	Leslie	Mahina	Lapua	K. Johnson	Koroma	Stringham	Wesley
Texas	Hill	Lasike	Williams	M. Mathews	Leslie	Mahina	Lapua	K. Johnson	Koroma	Stringham	Wesley
HOU	Hill	Williams	M. Juergens	M. Mathews	Leslie	Mahina	Lapua	K. Johnson	Koroma	Stringham	Wesley
UVa	Hill	Lasike	M. Juergens	M. Mathews	Leslie	Houk	Lapua	K. Johnson	Koroma	Stringham	Wesley
USU	Hill	Williams	M. Juergens	M. Mathews	Leslie	Houk	Lapua	K. Johnson	Koroma	Kearsley	Wesley
UCF	Stewart	Williams	Lasike	M. Mathews	Leslie	Pearson	Lapua	K. Johnson	Koroma	Kanuch	Wesley
NEV	Stewart	Lasike	M. Juergens	M. Mathews	Leslie	Houk	R. Mathews	K. Johnson	Koroma	Kanuch	Wesley
BSU	Stewart	Lasike	M. Juergens	M. Mathews	Leslie	Mahina	Lapua	K. Johnson	Koroma	Alletto	Wesley
MT	Stewart	Williams	M. Juergens	M. Mathews	Leslie	Pearson	Lapua	K. Johnson	Koroma	Alletto	Wesley
UNLV	Stewart	Lasike	A. Hine	M. Mathews	Leslie	M. Juergens	R. Mathews	K. Johnson	Koroma	B. Kearsley	Wesley
SSU	Stewart	Lasike	M. Juergens	M. Mathews	Leslie	Houk	R. Mathews	K. Johnson	Koroma	B. Kearsley	Wesley
Cal	Stewart	Lasike	M. Juergens	M. Mathews	Leslie	Mahina	R. Mathews	K. Johnson	Koroma	Kanuch	Wesley
Memphis	Stewart	Lasike	M. Juergens	M. Mathews	Leslie	Mahina	R. Mathews	K. Johnson	Koroma	Kanuch	Wesley

DEFENSE

GAME	LE	NT	RE/DB	SLB	MLB	BLB	WLB	FC	BC	FS	KAT
UConn	Rowley	Tuila	Peck	Fua	Stout	Leuta-Douyere	Kaufusi	Davis	Preator	Bills	PoVey
Texas	Rowley	M. Johnson	Peck	Fua	Stout	Leuta-Douyere	Kaufusi	Davis	Daniel	Bills	Leavitt
Hou	Rowley	Tuila	Peck	Fua	Stout	Pikula	Alisa	Davis	Daniel	Bills	Leavitt
UVa	Rowley	Tuila	Peck	Fua	Stout	Leuta-Douyere	Alisa	J. Johnson	Daniel	Bills	Leavitt
USU	Rowley	Tuila	Peck	Fua	Leuta-Douyere	Pikula	Kaufusi	J. Johnson	Daniel	Bills	Leavitt
UCF	Rowley	Tuila	Peck	Warner	Stout	Pikula	Kaufusi	J. Johnson	Davis	Bills	PoVey
NEV	Rowley	Tuila	Peck	Warner	Langi	Pikula	Kaufusi	Davis	Daniel	Nacua	PoVey
BSU	Rowley	Tuila	Peck	Warner	Stout	Pikula	Kaufusi	Davis	Daniel	Bills	PoVey
MT	Taele	M. Johnson	Tuila	Warner	Stout	Pikula	Kaufusi	Preator	Daniel	PoVey	Nacua
UNLV	M. Johnson	Tuila	Taele	Fua	Stout	Pikula	Kaufusi	Preator	Daniel	Bills	Nacua
SSU	Tuila	M. Johnson	Peck	Fua	Stout	Heder	Tautu	Davis	Preator	Bills	Nacua
Cal	Taele	Tuila	Jackson	Fua	Heder	Kautai	Kaufusi	Preator	Daniel	PoVey	Nacua
Memphis	Taele	Tuila	Jackson	Fua	Stout	Pikula	Kaufusi	Daniel	Davis	PoVey	Nacua

BYU IN NATIONAL STATISTICAL CATEGORIES

In the past 10 seasons BYU has finished ranked in the top 25 in various national statistical categories 145 times (62 defense, 53 offense, 28 special teams, 2 misc.). The Cougars have achieved 88 top-15 statistical rankings, 63 top-10 rankings and 29 top-5 rankings in that span. Below is a year-by-year listing of some of the major categories BYU has been ranked in the top 25.

2014

#1 blocked kicks allowed
#1 blocked punts allowed
#10 net punting
#14 scoring offense
#15 first down offense
#16 blocked punts
#17 fourth-down conversion
#18 kick return defense
#19 blocked kicks
#20 rushing defense

2013

#14 total offense
#10 rushing offense
#16 pass efficiency defense
#22 scoring defense
#14 fourth-down conversion percent defense
#11 kickoff returns
#17 first down offense
#10 blocked kicks

2012

#1 third-down defense
#2 red zone defense
#3 rush defense
#3 scoring defense
#3 total defense
#4 first downs defense
#5 kicks/punts blocked
#6 punting average
#7 fourth-down conversions
#10 passing defense
#11 pass breakups

#16 time of possession
#19 pass efficiency defense
#19 kickoff return average
#20 total sacks
#23 total tackles for loss
#24 time of possession

2011

#5 third-down conversions
#8 red zone defense
#11 pass breakups
#13 total defense
#14 kickoff average
#15 pass efficiency defense
#19 rushing defense
#19 first downs per game
#22 scoring defense
#24 time of possession
#25 punt return average

2010

#15 red zone efficiency
#17 punt return defense
#21 third-down efficiency
#22 first down defense
#23 pass defense
#24 total defense

2009

#1 third-down conversion percentage
#3 passing efficiency
#8 tackles for loss allowed
#11 scoring offense
#15 first down offense
#16 red zone efficiency

#17 passing offense
#21 total offense, rushing defense

2008

#2 third-down efficiency, fumbles recovered
#4 tackles for loss allowed
#5 fourth-down efficiency
#6 passing offense
#9 kickoff returns
#10 first downs offense
#13 passing efficiency
#15 turnovers gained
#16 total offense
#20 scoring offense

2007

#5 time of possession
#6 fourth-down efficiency
#8 kick return defense
#9 rush defense, scoring defense
#10 total defense
#12 fourth down defense
#14 passing offense
#16 tackles for loss allowed
#17 kickoff returns
#18 pass efficiency defense, punt return defense
#21 third-down efficiency
#25 total offense

2006

#2 passing efficiency, fewest fumbles lost, fewest turnovers lost, third-down efficiency
#4 total offense, passing offense, turnover

margin
#5 scoring offense
#8 tackles for loss allowed
#10 scoring defense, time of possession
#12 interceptions
#14 sacks allowed
#16 pass efficiency defense
#18 interceptions thrown
#20 punt returns
#25 third-down defense

2005

#6 passing offense
#9 time of possession
#13 total offense
#16 fumbles lost
#17 third-down efficiency
#18 tackles for loss allowed
#21 fumbles recovered
#24 scoring offense

2015 POST-SPRING DEPTH CHART**

WR	10	Mitch Mathews	6-6	215	Sr.	LE	90	Bronson Kaufusi	6-7	265	Sr.
	13	Kurt Henderson	6-1	180	Sr.		44	Remington Peck	6-4	271	Sr.
WR	19	Devon Blackmon	6-1	185	Sr.	NT	91	Travis Tuiloma	6-2	285	Jr.
	5	Nick Kurtz	6-6	205	Jr.		94	Kesni Tausinga	6-1	308	So.
IR	11	Terenn Houk	6-5	223	Sr.	RE	62	Logan Taele	6-2	280	Sr.
	3	Colby Pearson	6-0	191	Jr.		92	Graham Rowley	6-4	280	Sr.
HB	87	Mitchell Juergens	5-10	182	Jr.	SLB	4	Fred Warner	6-3	230	So.
	6	Trey Dye	5-9	175	So.		(or) 25	Teu Kautai	6-1	231	Sr.
TE	89	Steven Richards	6-3	230	Fr.	MLB	21	Harvey Langi	6-2	240	Jr.
	98	Tanner Balderree	6-2	250	So.		(or) 42	Austin Heder	6-2	234	Jr.
LT	72	Ryker Mathews	6-6	320	Sr.	BLB	22	Manoa Pikula	6-1	235	Sr.
	75	Brad Wilcox	6-7	305	Jr.		(or) 43	Jherremya Leuta-Douyere	6-1	236	Sr.
LG	67	Kyle Johnson	6-4	303	Jr.	WLB	16	Sione Takitaki	6-2	240	So.
	66	Manu Mulitalo	6-2	373	Jr.		(or)	Sae Tautu	6-3	220	Fr.
C	56	Tejan Koroma	6-0	280	So.	FC	7	Micah Hannemann	6-0	185	So.
	54	Parker Dawe	6-3	285	Jr.		(or) 18	Michael Shelton	5-9	180	Fr.
RG	78	Tuni Kanuch	6-3	325	So.	BC	20	Jordan Preator	6-0	183	So.
	77	Jaterrius Gulley	6-3	346	Fr.		(or) 15	Michael Davis	6-2	181	Jr.
RT	73	Ului Lapuaho	6-7	333	So.	KAT	33	Eric Takenaka	5-10	205	Jr.
	72	Ryker Mathews	6-6	320	Sr.		(or) 37	Grant Jones	6-5	210	So.
QB	4	Taysom Hill	6-2	232	Sr.	FS	12	Kai Nacua	6-1	207	Jr.
	12	McCoy Hill	6-6	230	So.		(or) 17	Chris Badger	6-1	197	Jr.
RB	21	Jamaal Williams	6-0	206	Sr.						
	28	Adam Hine	6-1	208	Sr.						
FB	24	Algernon Brown	6-1	229	Jr.						
	45	Toloa'i Ho Ching	6-1	242	So.						

** does not include players who will be joining the team in fall camp

SPECIAL TEAMS

PK	27	Trevor Samson	5-11	183	Sr.	PR	33	Eric Takenaka	5-10	205	Jr.
	38	Moose Bingham	5-10	180	Jr.		(or) 87	Mitchell Juergens	5-10	182	Jr.
P	41	Taylor Parker	6-3	195	Fr.	DS	54	Parker Dawe	6-3	285	Jr.
KR	28	Adam Hine	6-1	208	Sr.	KO	33	Corey Edwards	6-0	200	Fr.
	6	Trey Dye	5-9	175	So.		16	Austin Brasher	6-0	180	Jr.



ALPHABETICAL ROSTER

NO.	NAME	POS.	HT.	WT.	YR.	EXP.	HOMETOWN (LAST SCHOOL)
	Anderson, Zayne *	DB	6-2	190	Fr.	HS	Stansbury Park, UT / Stansbury HS
59	Andrus, Roman	DL	6-4	259	Fr.	RS	El Dorado Hills, CA / Oak Ridge HS
39	Amon, Phillip	LB	5-11	230	Fr.	RS	Orlando, FL / Dr. Phillips HS
84	Armstrong, Anthony *	WR	5-10	175	Fr.	HS	Sandy, UT / Alta HS
17	Badger, Chris	DB	6-1	197	Jr.	2L	Provo, UT / Notre Dame
98	Baldersee, Tanner	TE	6-2	250	So.	SQ	Sherwood, OR / Sherwood HS
38	Bingham, Vance "Moose"	K	5-10	180	Jr.	SQ	Draper, UT / Alta HS
19	Blackmon, Devon	WR	6-1	185	Sr.	1L	Fontana, CA / Riverside City College
37	Bond, Cody	RB	5-7	175	Jr.	SQ	Keizer, OR / McNary HS
16	Brasher, Austin *	K	6-0	180	Jr.	SQ	Edmond, OK / Edmond HS
	Brent, Trevor *	DB	5-10	165	Fr.	HS	Balch Springs, TX / West Mesquite HS
24	Brown, Algernon	RB	6-1	229	Jr.	2L	Magna, UT / Skyline HS
25	Brown, Chasen	P	6-0	173	Fr.	RS	Las Vegas, NV/Westlake HS
	Burt, Riley *	DB/RB	6-1	195	Fr.	HS	Mantua, UT / Box Elder HS
2	Canada, Squally *	RB	5-10	192	Fr.	TR	Milpitas, CA / Washington State
26	Carter, Nate	RB	5-9	185	Sr.	1L	St. George, UT / Dixie HS
88	Cook, Tyler	LB	6-3	220	Fr.	RS	Murrieta, CA / Vista Murrieta HS
	Davis, Akile *	WR	6-1	186	Fr.	HS	DeSoto, TX / DeSoto HS
	Davis, Demetrius *	OL	6-4	265	Fr.	HS	Pleasant Grove, UT / Pleasant Grove HS
15	Davis, Michael	DB	6-2	181	Jr.	2L	Glendale, CA / Glendale HS
54	Dawe, Parker	OL	6-3	285	Jr.	SQ	Pleasant Grove, UT / Pleasant Grove HS
	DeBeikes, Nathan *	LB	6-2	196	Fr.	HS	Thousand Oaks, CA / Thousand Oaks HS
60	Denucci, Derran *	OL	6-5	294	Jr.	TR	Bountiful, UT / North Texas
	Detmer Jr., Koy *	QB	5-10	180	Fr.	HS	Somerset, TX / Somerset HS
63	Doane, Dallas	OL	6-4	250	So.	SQ	Mesa, AZ / Desert Ridge HS
80	Doman, DJ	WR	6-0	203	Jr.	1L	Lindon, UT / Pleasant Grove HS
6	Dye, Trey	WR	5-9	175	So.	1L	Abilene, TX / Cooper HS
33	Edwards, Corey	K	5-11	208	Fr.	RS	Hurricane, UT/Hurricane HS
	El-Bakri, Brayden	RB	6-0	215	Fr.	RS	Salt Lake City, UT / Brighton HS
	Engstrom, Bryan	RB	5-8	168	Fr.	RS	Sandy, UT / Alta HS
	Ficklin, Quin	OL	6-3	242	Fr.	RS	Mesa, AZ / Red Mountain HS
24	Fifita, Brian "BJ" *	DB	6-0	182	Fr.	HS	Westlake Village, CA / Oaks Christian HS
	Foley, Matt *	LS	6-1	215	Fr.	HS	Temecula, CA / Temecula Valley HS
32	Fowler, Braden	DB	6-0	190	Fr.	RS	Kaysville, UT / Davis HS
69	Franks, Jordan *	OL	6-7	265	Jr.	HS	Roseville, CA/Woodcreek HS
86	Frey, Travis	WR	6-2	187	Jr.	SQ	Bountiful, UT / Utah State
29	Greene, Kamel *	DB	5-11	178	So.	TR	Mountain View, CA / Washington State
77	Gulley, Jaterrius	OL	6-3	346	Fr.	RS	Hoover, AL / Hoover HS
	Hadley, Matthew	DB	6-0	191	So.	1L	Connell, WA / Connell HS
7	Hannemann, Micah	DB	6-0	185	So.	1L	Alpine, UT / Lone Peak HS
30	Hansen, Colby	RB	5-11	195	So.	SQ	Clarkston, WA / Clarkston HS
42	Heder, Austin	LB	6-2	234	Jr.	2L	Pleasant Grove, UT / Pleasant Grove HS
13	Henderson, Kurt	WR	6-1	180	Sr.	2L	St. George, UT / Snow Canyon HS
12	Hill, McCoy	QB	6-6	230	So.	SQ	Sandy, UT / Jordan HS
4	Hill, Taysom	QB	6-2	232	Sr.	3L	Pocatello, ID / Highland HS
2	Hinds, Troy	LB	6-5	235	So.	1L	Kaysville, UT / Davis HS
28	Hine, Adam	RB	6-1	208	Sr.	3L	Santa Clara, UT / Snow Canyon HS
45	Ho Ching, Toloa'i	RB	6-1	242	So.	1L	Sandy, UT / Alta HS
	Hoge, Beau *	QB	6-1	198	Fr.	HS	Fort Thomas, KY / Highlands HS
74	Hofheins, Figgs*	OL	6-4	280	So.	HS	Provo, UT / Timpview HS
11	Houk, Terenn	WR	6-5	223	Sr.	3L	Enumclaw, WA / Enumclaw HS
71	Hoyt, Austin	OL	6-7	268	Fr.	RS	lone, CA / Argonaut HS
	Hunstman, Scott *	LB	6-4	220	Fr.	HS	Coppell, TX / Coppell HS
96	Ingersoll, Adam	DL	6-5	250	Jr.	SQ	Boise, ID / Centennial HS
53	Jensen, Ryan	LB	6-3	220	Fr.	RS	Sandy, UT / Alta HS
	Jimenez, Jacob *	OL	6-6	275	Fr.	HS	Pflugerville, TX / Pflugerville HS
67	Johnson, Kyle	OL	6-4	303	Jr.	2L	Sandy, UT / Jordan HS
37	Jones, Grant	DB	6-5	210	Fr.	RS	Concord, CA / Ygnacio Valley High School
17	Jorgensen, Colby	TE	6-7	230	So.	SQ	Provo, UT / Timpview HS
23	Juergens, Garrett	DB	5-10	185	Jr.	1L	Houston, TX / Langham Creek HS
87	Juergens, Mitchell	WR	5-10	182	Jr.	1L	Houston, TX / Langham Creek HS
84	Kaka, Jackson *	WR	6-4	210	So.	TR	Kahuku, HI / New Mexico State
76	Kaluhiokalani, Kamalani	DL	6-1	251	Fr.	RS	Kane'ohe, HI/Kamehameha HS
78	Kanuch, Tuni	OL	6-3	325	So.	1L	South Jordan, UT / Bingham HS
90	Kaufusi, Bronson	DL	6-7	265	Sr.	3L	Provo, UT / Timpview HS
49	Kaumatule, Moses	DL	6-1	254	Fr.	RS	South Jordan, UT / Bingham HS
25	Kautai, Teu	LB	6-1	231	Sr.	2L	Arlington, TX / The Oakridge School
83	Kessler, David	WR	6-2	202	Jr.	1L	Rancho Cucamonga, CA / Claremont HS

ALPHABETICAL ROSTER

NO.	NAME	POS.	HT.	WT.	YR.	EXP.	HOMETOWN (LAST SCHOOL)
97	King, Theodore	DL	6-2	265	Jr.	SQ	San Jose, Calif. / Valley Christian School
18	Knox, Elliot *	WR	6-1	175	Jr.	TR	St. George, UT / Arizona State
56	Koroma, Tejan	OL	6-0	280	So.	1L	Allen, TX / Allen HS
5	Kurtz, Nick	WR	6-6	205	Jr.	RS	El Cajon, CA / Grossmont College
	Lake, Dayan *	DB	5-11	190	Fr.	HS	Layton, UT / Northridge HS
21	Langi, Harvey	LB	6-2	240	Jr.	1L	South Jordan, UT / Utah
73	Lapuaho, Ului	OL	6-7	333	So.	1L	West Valley, UT / Hunter HS
48	Laulile, Tomasi	DL	6-3	285	Jr.	2L	Westlake, CA / Westlake HS
	Laulu-Pututau, Moroni *	WR	6-4	190	Fr.	HS	Hyrum, UT / Mountain Crest HS
1	Lee, Sam	DB	6-1	186	Sr.	SQ	Brandywine, MD / College of the Canyons
	Lesatele, Lene	LB	6-1	238	So.	RS	Artesia, CA / Gahr HS
43	Leuta-Douyere, Jherremya	LB	6-1	236	Sr.	3L	Garden Grove, CA / Servite HS
	Linehan, Jonny *	P	6-0	200	Jr.	HS	Auckland, NZ / Takapuna Grammar
	Mangum, Tanner *	QB	6-3	195	Fr.	HS	Eagle, ID / Eagle HS
50	Markham, Brad	LB	6-4	230	Sr.	SQ	Banks, OR / Utah
10	Mathews, Mitch	WR	6-6	215	Sr.	3L	Beaverton, OR / Southridge HS
72	Mathews, Ryker	OL	6-6	320	Sr.	3L	American Fork, UT / American Fork HS
	Mo'Unga, Tevita *	DL	6-3	300	Fr.	HS	Murrieta, CA / Vista Murrieta HS
34	Moore, AJ	RB	5-9	195	Jr.	SQ	Murrieta, CA / Murrieta Valley HS
2	Moore, Hunter	QB	6-2	190	So.	SQ	San Marcos, CA / Mission Hills HS
38	Morell, Sam *	LB	6-1	210	Fr.	HS	Plano, TX / Plano HS
66	Mulitalo, Manu	OL	6-2	373	Jr.	SQ	West Valley, UT / Granger HS
12	Nacua, Kai	DB	6-1	207	Jr.	2L	Las Vegas, NV / Liberty HS
41	Newman, Zach	LB	6-3	215	So.	SQ	Alpine, UT / Lone Peak HS
35	Niumatalolo, Va'a	LB	6-1	227	So.	SQ	Annapolis, MD / Broadneck HS
	Nwigwe, JJ *	OL	6-4	260	Fr.	HS	Rockwall, TX / Rockwall-Heath HS
41	Parker, Taylor *	P	6-3	195	Fr.	HS	Hurricane, UT/Hurricane HS
	Pau'u, Butch	LB	6-0	211	Fr.	RS	Anaheim, CA / Servite HS
3	Pearson, Colby	WR	6-0	191	Jr.	2L	Blackfoot, ID / Blackfoot HS
44	Peck, Remington	DL	6-4	271	Sr.	3L	South Jordan, UT / Bingham HS
47	Pikula, Latahoa	DL	6-2	270	Sr.	SQ	Bloomington, UT / Dixie HS
22	Pikula, Manoa	LB	6-1	235	Sr.	3L	South Jordan, UT / Bingham HS
28	Powell, Sawyer	DB	6-1	203	So.	SQ	West Richland, WA / Richland HS
20	Preator, Jordan	DB	6-0	183	So.	1L	Plain City, UT / Fremont HS
45	Pulsipher, Adam	LB	6-2	225	Fr.	RS	Temecula, CA / Temecula Valley HS
64	Quinn, Forrest *	OL	6-8	280	Fr.	HS	Pleasanton, CA / Amador Valley HS
68	Rawlinson, Brian	OL	6-6	285	So.	SQ	Oologah, OK / Oologah-Talala HS
89	Richards, Steven	TE	6-3	230	Fr.	RS	Sandy, UT / Alta HS
36	Richardson, Creed	LB	6-1	228	So.	SQ	Provo, UT / Timpview HS
92	Rowley, Graham	DL	6-4	280	Sr.	3L	Waialua, HI / Waialua HS
85	Sampson, Bryan	TE	6-4	221	Jr.	1L	Pleasant Grove, UT / Pleasant Grove HS
52	Sampson, Nate	LB	6-0	220	So.	SQ	Pleasant Grove, UT / Pleasant Grove HS
27	Samson, Trevor	K	5-11	183	Sr.	1L	Fresno, CA / Fresno City College
46	Sandlin, Rhett	LB	6-2	213	Fr.	RS	Sandy, UT / Alta HS
29	Saunders, Zachary *	WR	5-11	185	Fr.	HS	Highland, UT / Lone Peak HS
18	Shelton, Michael	DB	5-9	180	Fr.	RS	Raleigh, NC / Wakefield HS
23	Shumway, Rickey *	WR	6-2	175	Fr.	HS	Provo, UT / Timpview HS
	Shumway, Talon *	WR	6-3	200	Fr.	HS	South Jordan, UT / Lone Peak HS
	Simon, Micah *	WR	6-1	185	Fr.	HS	Dallas, TX / Bishop Dunne HS
65	Simonsen, Landon	OL	6-3	302	So.	SQ	Farmington, UT / Davis HS
22	Stewart, Cody	WR	6-3	185	So.	SQ	Mesa, AZ / Mountain View HS
62	Taele, Logan	DL	6-2	280	Sr.	2L	Columbus, OH / Dixie HS
33	Takenaka, Eric *	DB	5-10	205	Jr.	TR	Salt Lake City, UT / Snow College
16	Takitaki, Sione	LB	6-2	240	So.	1L	Fontana, CA / Heritage HS
94	Tausinga, Kesni	DL	6-1	308	So.	SQ	South Jordan, UT / Bingham HS
31	Tautu, Sae	LB	6-3	235	Jr.	2L	Alpine, UT / Lone Peak HS
	Tofi, Felesi *	DL	6-3	270	Fr.	HS	Perris, CA / Perris HS
	Tu'Ungafasi, Manase *	OL	6-7	322	Fr.	HS	Auckland, NZ / Massey HS
91	Tuiloma, Travis	DL	6-2	285	Jr.	2L	Topeka, KS / Washburn Rural HS
27	Unga, Morgan	DB	6-4	182	Fr.	RS	Ogden, UT / Bonneville HS
30	Wadsworth, Mike	DB	6-1	200	Sr.	2L	Orem, UT / Hawai'i
4	Warner, Fred	LB	6-3	220	So.	1L	San Marcos, CA / Mission Hills HS
88	Weeks, Josh *	WR	6-4	200	Fr.	HS	Show Low, AZ / Show Low HS
32	Welsh, Peter	RB	5-11	215	So.	SQ	Bakersfield, CA / Bakersfield HS
75	Wilcox, Brad	OL	6-7	305	Jr.	2L	Edmond, OK / North HS
21	Williams, Jamaal	RB	6-0	206	Sr.	3L	Fontana, CA / Summit HS
82	Ziolkowski, Jake	WR	6-0	195	Jr.	2L	Island Lake, IL / Wauconda HS

* indicates 2015 newcomer




NUMERICAL SPRING ROSTER

NO.	NAME	POS.	HT.	WT.	YR.	NO.	NAME	POS.	HT.	WT.	YR.
1	Lee, Sam	DB	6-1	186	Sr.	50	Markham, Brad	LB	6-4	230	Sr.
2	Hinds, Troy	LB	6-5	235	So.	52	Sampson, Nate	LB	6-0	220	So.
2	Moore, Hunter	QB	6-2	190	So.	53	Jensen, Ryan	LB	6-3	220	Fr.
2	Canada, Squally *	RB	5-10	192	Fr.	54	Dawe, Parker	OL	6-3	285	Jr.
3	Pearson, Colby	WR	6-0	191	Jr.	56	Koroma, Tejan	OL	6-0	280	So.
4	Warner, Fred	LB	6-3	220	So.	59	Andrus, Roman	DL	6-4	259	Fr.
4	Hill, Taysom	QB	6-2	232	Sr.	60	Denucci, Derran *	OL	6-5	294	Jr.
5	Kurtz, Nick	WR	6-6	205	Jr.	62	Taele, Logan	DL	6-2	280	Sr.
6	Dye, Trey	WR	5-9	175	So.	63	Doane, Dallas	OL	6-4	250	So.
7	Hannemann, Micah	DB	6-0	185	So.	64	Quinn, Forrest *	OL	6-8	280	Fr.
10	Mathews, Mitch	WR	6-6	215	Sr.	65	Simonsen, Landon	OL	6-3	302	So.
11	Houk, Terenn	WR	6-5	223	Sr.	66	Multitalo, Manu	OL	6-2	373	Jr.
12	Nacua, Kai	DB	6-1	207	Jr.	67	Johnson, Kyle	OL	6-4	303	Jr.
12	Hill, McCoy	QB	6-6	230	So.	68	Rawlinson, Brian	OL	6-6	285	So.
13	Henderson, Kurt	WR	6-1	180	Sr.	69	Franks, Jordan *	OL	6-7	265	Jr.
15	Davis, Michael	DB	6-2	181	Jr.	71	Hoyt, Austin	OL	6-7	268	Fr.
16	Brasher, Austin *	K	6-0	180	Jr.	72	Mathews, Ryker	OL	6-6	320	Sr.
16	Takitaki, Sione	LB	6-2	240	So.	73	Lapuaho, Ului	OL	6-7	333	So.
17	Badger, Chris	DB	6-1	197	Jr.	74	Hofheins, Zack *	OL	6-4	280	So.
17	Jorgensen, Colby	TE	6-7	230	So.	75	Wilcox, Brad	OL	6-7	305	Jr.
18	Shelton, Michael	DB	5-9	180	Fr.	76	Kaluhiokalani, Kamalani	DL	6-1	251	Fr.
18	Knox, Elliot *	WR	6-1	175	Jr.	77	Gulley, Jaterrius	OL	6-3	346	Fr.
19	Blackmon, Devon	WR	6-1	185	Sr.	78	Kanuch, Tuni	OL	6-3	325	So.
20	Preator, Jordan	DB	6-0	183	So.	80	Doman, DJ	WR	6-0	203	Jr.
21	Langi, Harvey	LB	6-2	240	Jr.	82	Ziolkowski, Jake	WR	6-0	195	Jr.
21	Williams, Jamaal	RB	6-0	206	Sr.	83	Kessler, David	WR	6-2	202	Jr.
22	Pikula, Manoa	LB	6-1	235	Sr.	84	Kaka, Jackson *	WR	6-4	210	So.
22	Stewart, Cody	WR	6-3	185	So.	84	Armstrong, Anthony *	WR	5-10	175	Fr.
23	Juergens, Garrett	DB	5-10	185	Jr.	85	Sampson, Bryan	TE	6-4	221	Jr.
23	Shumway, Rickey *	WR	6-2	175	Fr.	86	Frey, Travis	WR	6-2	187	Jr.
24	Fifita, Brian "BJ" *	DB	6-0	182	Fr.	87	Juergens, Mitchell	WR	5-10	182	Jr.
24	Brown, Algernon	RB	6-1	229	Jr.	88	Cook, Tyler	LB	6-3	220	Fr.
25	Kautai, Teu	LB	6-1	231	Sr.	88	Weeks, Josh *	WR	6-4	200	Fr.
25	Brown, Chasen	P	6-0	173	Fr.	89	Richards, Steven	TE	6-3	230	Fr.
26	Carter, Nate	RB	5-9	185	Sr.	90	Kaufusi, Bronson	DL	6-7	265	Sr.
27	Unga, Morgan	DB	6-4	182	Fr.	91	Tuiloma, Travis	DL	6-2	285	Jr.
27	Samson, Trevor	K	5-11	183	Sr.	92	Rowley, Graham	DL	6-4	280	Sr.
28	Powell, Sawyer	DB	6-1	203		94	Tausinga, Kesni	DL	6-1	308	So.
28	Hine, Adam	RB	6-1	208	Sr.	96	Ingersoll, Adam	DL	6-5	250	Jr.
29	Greene, Kamel *	DB	5-11	178		97	King, Theodore	TE	6-2	265	Jr.
29	Saunders, Zachary *	WR	5-11	185	Fr.	98	Balderree, Tanner	TE	6-2	250	So.
30	Wadsworth, Mike	DB	6-1	200	Sr.		Anderson, Zayne *	DB	6-2	190	Fr.
30	Hansen, Colby	RB	5-11	195	So.		Brent, Trevor *	DB	5-10	165	Fr.
31	Tautu, Sae	LB	6-3	235	Jr.		Burt, Riley *	DB/RB	6-1	195	Fr.
32	Fowler, Gavin	DB	6-0	190	Fr.		Davis, Akile *	WR	6-1	186	Fr.
32	Welsh, Peter	RB	5-11	215	So.		Davis, Demetrius *	OL	6-4	265	Fr.
33	Takenaka, Eric *	DB	5-10	205	Jr.		DeBeikes, Nathan *	LB	6-2	196	Fr.
33	Edwards, Corey	K	5-11	208	Fr.		Detmer Jr., Koy *	QB	5-10	180	Fr.
34	Moore, AJ	RB	5-9	195	Jr.		El-Bakri, Brayden	RB	6-0	215	Fr.
35	Niumatalolo, Va'a	LB	6-1	227	So.		Engstrom, Bryan	RB	5-8	168	Fr.
36	Richardson, Creed	LB	6-1	228	So.		Ficklin, Quin	OL	6-3	242	Fr.
37	Jones, Grant	DB	6-5	210	Fr.		Foley, Matt *	LS	6-1	215	Fr.
37	Bond, Cody	RB	5-7	175	Jr.		Hadley, Matthew	DB	6-0	191	So.
38	Bingham, Vance "Moose"	K	5-10	180	Jr.		Hoge, Beau *	QB	6-1	198	Fr.
38	Morell, Sam *	LB	6-1	210	Fr.		Hunstman, Scott *	LB	6-4	220	Fr.
39	Amone, Phillip	LB	5-11	230	Fr.		Jimenez, Jacob *	OL	6-6	275	Fr.
41	Newman, Zach	LB	6-3	215	So.		Lake, Dayan *	DB	5-11	190	Fr.
41	Parker, Taylor *	P	6-3	195	Fr.		Laulu-Pututau, Moroni *	WR	6-4	190	Fr.
42	Heder, Austin	LB	6-2	234	Jr.		Lesatele, Lene	LB	6-1	238	So.
43	Leuta-Douyere, Jherremya	LB	6-1	236	Sr.		Linehan, Jonny *	P	6-0	200	Jr.
44	Peck, Remington	DL	6-4	271	Sr.		Mangum, Tanner *	QB	6-3	195	Fr.
45	Pulsipher, Adam	LB	6-2	225	Fr.		Mo'Unga, Tevita *	DL	6-3	300	Fr.
45	Ho Ching, Toloa'i	RB	6-1	242	So.		Nwigwe, JJ *	OL	6-4	260	Fr.
46	Sandlin, Rhett	LB	6-2	213	Fr.		Pu'u, Butch *	LB	6-0	211	Fr.
47	Pikula, Latanoa	DL	6-2	270	Sr.		Shumway, Talon *	WR	6-3	200	Fr.
48	Laulile, Tomasi	DL	6-3	285	Jr.		Simon, Micah *	WR	6-1	185	Fr.
49	Kaumatuile, Moses	DL	6-1	254	Fr.		Tofi, Felesi *	DL	6-3	270	Fr.
							Tu'Ungafasi, Manase *	OL	6-7	322	Fr.

PHILLIP AMONE #39

FRESHMAN • LINEBACKER
5'11" • 232 LBS
ORLANDO, FL
DR. PHILLIPS HS

Ah-MO-nay 

2014 (REDSHIRT)

- Member of the scout team

BEFORE BYU

- Led high school team to 45-4 record in his career including winning 36-straight regular season games

PERSONAL

- Has seven brothers and sisters
- Served in the Orsonio Chile Mission for the LDS Church



CHRIS BADGER #17

JUNIOR • DEF. BACK
6'1" • 197 LBS
PROVO, UT
NOTRE DAME



2014 (SOPHOMORE)

- Played in 12 games making six tackles on the season
- Recorded a season-high four tackles and his first career fumble recovery in the Miami Beach Bowl against Memphis

2013 (FRESHMAN)

- Transferred from Notre Dame and was given waiver to play
- Saw action in 10 games
- Recorded five tackles and 0.5 tackles for loss vs Idaho State

BEFORE BYU

- First-team Utah 4A all-state defensive back for 2009 by both Salt Lake Tribune and Deseret News
- Ranked 10th-best player and second-best defensive back in Midlands region
- Led Timpview to four straight Utah 4A state titles, as starter each of last three seasons

PERSONAL

- Served in Ecuador for the LDS Church

ROMAN ANDRUS #59

FRESHMAN • DEF. LINE
6'4" • 259 LBS
EL DORADO HILLS, CA
OAK RIDGE HS



2012 (REDSHIRT)

- Member of the scout team

BEFORE BYU

- Played at same high school as Zac and Austin Collie

PERSONAL

- Dad played basketball at Utah Valley and Hawaii
- Served in the Mexico Monterrey West Mission

TANNER BALDERREE #89

SOPHOMORE • TIGHT END
6'2" • 250 LBS
SHERWOOD, OR
SHERWOOD HS



2014 (FRESHMAN)

- Moved to tight end after playing 1 game on the defensive line

BEFORE BYU

- Won a state championship his senior year
- Also played lacrosse in high school

PERSONAL

- Served in the England Leeds Mission for the LDS Church



VANCE BINGHAM #38

JUNIOR • KICKER
5'10" • 180 LBS
DRAPER, UT
ALTA HS

"moose"



2014 (SOPHOMORE)

- Member of the scout team

2013 (FRESHMAN)

- Member of the scout team

BEFORE BYU

- Academic honor roll
- First Team All-State
- All-Region Specialist (two years)
- Player of the Game (vs Jordan 2008 and vs Pleasant Grove 2009)
- Also recruited by Utah and Utah State

PERSONAL

- Served an LDS mission in Orlando, Florida
- Brother-in-law of former player Bryan Kehl
- Hobbies include boating, skiing and riding snowmobiles
- Eagle Scout

CODY BOND #37

JUNIOR • RUNNING BACK
5'7" • 170 LBS
KEIZER, OR
MCNARY HS



2014 (SOPHOMORE)

- Member of the scout team

2013 (FRESHMAN)

- Member of the scout team

BEFORE BYU

- Was an All-League selection and played at running back, wide receiver and cornerback

PERSONAL

- One of nine children

DEVON BLACKMON #19

SENIOR • RECEIVER
6'1" • 185 LBS
FONTANA, CA
RIVERSIDE CITY COLLEGE



De-Vawn

2014 (JUNIOR)

- Played in 10 games totaling 10 catches for 130 yards
- Caught six passes for 60 yards against Cal

BEFORE BYU

- Helped Riverside City College to 10-2 record in 2013 after transferring from Oregon
- High school teammate of Jamaal Williams

PERSONAL

- Parents are Ayanna and Lawal Balogun
- Has two sisters

CAREER STATS							
YEAR	GP	GS	REC	YDS	Y/R	LONG	TD
RECEIVING							
2014	10		10	130	13.0	56	0
Total	10		10	130	13.0	56	0
PUNT RETURNS							
YEAR			PR	YDS	AVG	LONG	TD
2014			12	68	5.7	25	0
Total			12	68	5.7	25	0



ALGERNON BROWN #24

JUNIOR • RUNNING BACK
6'1" • 229 LBS
MAGNA, UT
SKYLINE HS

"algie"



2014 (SOPHOMORE)

- Played in nine games totaling 324 rushing yards and 139 receiving yards
- Had career-high 19 carries for 79 yards in the Miami Beach Bowl against Memphis

2013 (FRESHMAN)

- Played in all 13 games
- Scored first career touchdown against Georgia Tech

2012 (REDSHIRT)

- Member of the scout team

BEFORE BYU

- Rated No. 4 prospect from Utah by Rivals.com and No. 13 by Scout.com
- Recorded 92 carries for 783 yards and 13 touchdowns as a senior
- Added 132 carries for 840 yards and 10 touchdowns in 2008
- Had a career total of 271 carries for 1,983 yards and 30 touchdowns
- Four-time track letterwinner, competing in javelin, 100m, 200m and 110m hurdles

PERSONAL

- Born in Salt Lake City
- Parents are Henna and Olevia
- Brothers Henna and Daryl played football at Southern Utah
- Eagle Scout
- Also recruited by Oregon, Washington, Cal, Michigan, San Diego State, Utah State and Stanford
- Served in the Brazil Sao Paulo South Mission

CAREER STATS							
YEAR	GP	GS	ATT	YDS	Y/A	LONG	TD
RUSHING							
2013	13		48	234	4.9	23	2
2014	9		68	324	4.8	25	0
Total	22		116	558	4.8	25	2
RECEIVING							
2013	13		2	8	4.0	4	0
2014	9		14	139	9.9	25	1
Total	22		16	147	9.2	25	1

NATE CARTER #26

SENIOR • RUNNING BACK
5'9" • 181 LBS
ST. GEORGE, UT
DIXIE HS



2014 (JUNIOR)

- Played in eight games and recorded career highs in carries and rushing yards with 20 and 116 against Savannah State
- Carried the ball 46 times for 290 yards and one touchdown

2013 (SOPHOMORE)

- Got his first carry against Idaho State
- Member of the scout team

2012 (FRESHMAN)

- Member of the scout team

2010 (REDSHIRT)

- Member of the scout team

BEFORE BYU


- Prepped at Dixie High School
- Had 64 rushing attempts for 565 yards and seven touchdowns
- Had a 96-yard run

PERSONAL

- Served a mission to Taiwan for the LDS church
- Majoring in recreation management with a minor in Chinese

TYLER COOK #88

FRESHMAN • LINEBACKER
6'3" • 218 LBS
MURRIETA, CA
VISTA MURRIETA HS



2014 (REDSHIRT)

- Member of the scout team

BEFORE BYU

- All-Conference, All-County and All-Area
- Helped Vista Murrieta to 12-2 record and No. 9 ranking in California his senior year with 90 tackles, five sacks and 14 tackles for loss

PERSONAL

- Also played centerfield and pitched in high school
- Parents are Mark and Gretchen



MICHAEL DAVIS #15

JUNIOR • DEF. BACK
6'2" • 181 LBS
GLENDALE, CA
GLENDALE HS



2014 (SOPHOMORE)

- Played in all 13 games, starting in eight
- Recorded 43 tackles and six pass breakups

2013 (FRESHMAN)

- Saw extensive action at boundary corner against Notre Dame and had four tackles (three solo)
- Played in nine games as a defensive back and started two

PARKER DAWE #54

SOPHOMORE • OFF. LINE
6'3" • 285 LBS
PLEASANT GROVE, UT
PLEASANT GROVE HS



2014 (SOPHOMORE)

- Played against Savannah State

2013 (FRESHMAN)

- Member of the scout team
- Helped Pleasant Grove to a 10-2 record as a senior
- Also wrestled in High School
- Won the 5A state title in wrestling

PERSONAL

- Served LDS mission to Boston Massachusetts
- Married to Emily

DALLAS DOANE #63

SOPHOMORE • OFF. LINE
6'4" • 290 LBS
MESA, AZ
DESERT RIDGE HS



2014 (FRESHMAN)

- Member of the scout team

2013 (REDSHIRT)

- Member of the scout team

BEFORE BYU


- Was a state football runner-up in high school
- Completed in shot put placing fifth and seventh in the state

PERSONAL

- Served in the Philippines Bacolod Mission for the LDS Church
- Married to Deezbaa Whaley, former thrower for the track team

DJ DOMAN #80

JUNIOR • RECEIVER
6'0" • 203 LBS
LONDON, UT
PLEASANT GROVE HS



2014 (SOPHOMORE)

- Didn't play in any games before switching to wide receiver in spring

2013 (FRESHMAN)

- Saw action in three games while recording two tackles

BEFORE BYU

- All-State selection
- Lettered three times in track and once in wrestling
- 100m dash Region champion junior and senior year

PERSONAL

- Born in Bronxville, New York
- Eagle Scout
- Served in the Korea Seoul Mission
- Majoring in business marketing with a minor in Chinese
- Married to Jessica



TREY DYE #6

SOPHOMORE • RECEIVER
5'9" • 175 LBS
ABILENE, TX
COOPER HS



2014 (FRESHMAN)

- Played in six games, making his first two receptions against Houston

BEFORE BYU

- Won a state championship his senior year
- Texas 5A All-State honorable mention and AP 5A All-District
- 4.48 40-yard dash

PERSONAL

- Son of former BYU receiver and return specialist James Dye

QUIN FICKLIN

FRESHMAN • OFF. LINE
6'3" • 242 LBS
MESA, AZ
RED MOUNTAIN HS



2012 (REDSHIRT)

- Member of the scout team

BEFORE BYU

- Also played lacrosse

PERSONAL

- Has lived in Ohio, Indiana, Washington, Arizona and Utah
- Served in the New York New York North Mission

COREY EDWARDS #33

FRESHMAN • KICKER
5'9" • 180 LBS
HURRICANE, UT
HURRICANE HS



2014 (REDSHIRT)

- Member of the scout team

BEFORE BYU

- Finished second all-time in state history with 170 PATs and third with 19 career field goals

PERSONAL

- Father and uncle played football at BYU and is grand-nephew of Hall of Fame BYU coach LaVell Edwards

GAVIN FOWLER #32

FRESHMAN • DEF. BACK
6'0" • 190 LBS
KAYSVILLE, UT
DAVIS HS



2014 (REDSHIRT)

- Member of the scout team

BEFORE BYU


- Starting quarterback for three years

PERSONAL

- Son of Blaine Fowler, former BYU quarterback

BRYAN ENGSTROM

FRESHMAN • RUNNING BACK
5'8" • 168 LBS
SANDY, UT
ALTA HS



2012 (REDSHIRT)

- Member of the scout team

BEFORE BYU

- Played in the USFCA Senior All-Star Game
- 2011 Deseret News 5A All-State Second Team

PERSONAL

- Served in the Canada Calgary Mission





TRAVIS FREY #86

JUNIOR • RECEIVER
6'2" • 187 LBS
BOUNTIFUL, UT
UTAH STATE

Frey

2014 (SOPHOMORE)

- Did not play due to injury

2013 (FRESHMAN)

- Member of the scout team
- Saw time against Idaho State

BEFORE BYU

- Second Team All-State selection
- First Team All-Region
- Set the single-season reception record at Viewmont
- First Team All-Region basketball player

PERSONAL

- Served in the Mexico Veracruz mission
- Eagle Scout
- English major and Spanish minor



MATTHEW HADLEY

SOPHOMORE • DEF. BACK
6'0" • 191 LBS
CONNELL, WA
CONNELL HS

2012 (FRESHMAN)

- Played in seven games recording seven tackles

BEFORE BYU

- Scored a state-record 47 touchdowns rushing his junior year
- Finished career with 6,881 rushing yards
- 1A Player of the Year in 2009 and 2010

PERSONAL

- Served in the Brazil Salvador South Mission for the LDS Church
- Parents are Alan and Kathryn
- Brother is former BYU linebacker and current Oakland Raider Spencer Hadley



JATERRIUS GULLEY #77

FRESHMAN • OFF. LINE
6'3" • 346 LBS
HOOVER, AL
HOOVER HS

2014 (REDSHIRT)

- Member of the scout team

BEFORE BYU

- Part of Hoover team that went 30-0 over his final two seasons and was named the USA HS Football Public School National Champion
- Started on defensive line on back-to-back Alabama 6A state champs

PERSONAL

- Oldest of 10 children
- Also played basketball and baseball in addition to running track and throwing the shot put and discus in high school
- Majoring in mechanical engineering



MICAH HANNEMANN #7

SOPHOMORE • DEF. BACK
6'1" • 200 LBS
ALPINE, UT
LONE PEAK HS

2012 (FRESHMAN)

- Played in eight games recording a tackle

BEFORE BYU

- Helped team win 2011 state championship
- Also lettered in baseball and track

PERSONAL

- Served in the Carlsbad California Mission for the LDS Church
- Parents are Howard and Mindy
- Brother Jacob is a former BYU defensive back and baseball player, currently playing for the AA affiliate of the Chicago Cubs



COLBY HANSEN #30

SOPHOMORE • RUNNING BACK
5'11" • 195 LBS
CLARKSTON, WA
CLARKSTON HS



2014 (FRESHMAN)

- Member of the scout team

2011 (REDSHIRT)

- Member of the scout team

BEFORE BYU

- Two-time All-League First Team

PERSONAL

- DECA National Qualifier in 2010 and 2011
- Served in the Chile Concepcion South Mission

AUSTIN HEDER #42

JUNIOR • LINEBACKER
6'2" • 234 LBS
PLEASANT GROVE, UT
PLEASANT GROVE HS



HEE-dur 

2014 (SOPHOMORE)

- Switched back to original linebacker position and played 10 games, starting twice
- Recorded 18 tackles and one pass breakup

2011 (FRESHMAN)

- Played in five games as a blocking fullback

BEFORE BYU

- No. 14 prospect in the state by Rivals.com
- Ranked No. 30 nationally by Scout.com among middle linebacker prospects
- 5A All-State First Team in 2010 by Deseret News and Salt Lake Tribune
- Inducted into the Utah Football Foundation Hall of Fame
- Daily Herald Elite 11 as a senior, totaling 129 total tackles in 2010
- Helped Vikings win the Region 4 championship in 2008
- Wendy's All-American finalist

PERSONAL

- Eagle scout
- Served in the Montreal, Quebec, Canada mission

KURT #13 HENDERSON

SENIOR • RECEIVER
6'1" • 180 LBS
ST. GEORGE, UT
SNOW CANYON HS



2014 (JUNIOR)

- Played in 11 games
- Caught two passes for 44 yards

2013 (SOPHOMORE)

- Played in 11 games and started one
- Caught a career-best 60-yard pass in win over Utah State

2012 (FRESHMAN)

- Played in two games
- Caught two passes for 19 yards

2011 (REDSHIRT)

- Participated on scout team

BEFORE BYU


- Academic all-state selection
- National Honor Society VP, member of the FFA, carried a 3.99 GPA in high school and was on the Honor Roll
- Three-year letterwinner at Snow Canyon High School
- Part of 2007 state runner-up team
- Also played baseball and basketball, won 2007 state title in baseball and was an all-state honorable mention
- Named the 2008 Male Athlete of the Year and Basketball State Competitors 2008
- Also recruited by Stanford, Columbia, Harvard, Yale, UNLV, Utah State, Weber State, Snow College and Dixie State

PERSONAL

- Has six siblings
- Grandpa, Rollie Bestor coached swimming and diving at BYU
- Brother-in-law Dave Jensen played baseball at BYU
- Majoring in Business Finance with a minor in Finnish
- Served an LDS mission to Helsinki, Finland, and is an Eagle Scout

MCCOY HILL #12

SOPHOMORE • QUARTERBACK
6'6" • 230 LBS
SANDY, UT
JORDAN HS



2014 (FRESHMAN)

- Played against Savannah State completing 2 of 2 for 27 yards and rushing five times for 27 yards

BEFORE BYU

- 5A All-State First Team as a senior
- Threw for 3,502 yards, 30 touchdowns and had 19 more rushing his senior year

PERSONAL

- Served in the McAllen Texas Mission for the LDS Church
- Parents are Robert and LuAnn



TAYSOM HILL #4

SENIOR • QUARTERBACK
6'2" • 232 LBS
POCATELLO, ID
HIGHLAND HS

TAY-suhm



2014 (JUNIOR)

- Suffered a season-ending leg fracture and ligament tear against Utah State
- Through four games, Hill had been named the FBS Independent Offensive POW every week while averaging 219 pass yards per game with a 66 percent completion rate, 107 rush yards per game and 13 total touchdowns
- Named a Manning Award "Star of the Week" for his performance vs. Virginia
- In win over Houston, he passed Riley Nelson for No. 16 on BYU's all-time quarterback passing yard list as well as Brian McKenzie on the all-time rushing yards list
- Eclipsed the 4,000 passing yard mark with his 200-yard performance vs. Houston. He also passed the 2,000 rushing yard mark with his 160 yards on the night.
- CFPA National Quarterback of the Week Honorable Mention (9/1)
- Named to the 2014 Top 25 College Football Players list by the Sporting News, ranking No. 14 overall on the preseason list
- Named one of the top 14 Heisman Candidate for 2014 by NFL.com
- Named to Phil Steele's Preseason All-Independent First Team
- Named to the Maxwell Award watch list
- Named to the 2014 College Football Performance Awards Quarterback Trophy watch list
- Named to the Allstate AFCA Good Works Team
- Named to the Davey O'Brien Award watch list
- Named to the Walter Camp Award watch list

2013 (SOPHOMORE)

- Rushed for 259 yards (and 3 TDs) vs. No. 15 Texas, the second most rushing yards in a game in BYU history
- Helped BYU to 550 rushing yards, the most in a game in BYU history
- Received AT&T All-America Player of the Week, FBS Independent Offensive Player of the Week, Athlon Sports National Player of the Week and CBSSports.com Offensive Player of the Week honors following Texas game
- Davey O'Brien Quarterback of the Week Honorable Mention (9/9 and 10/21)
- Manning Award Player of the Week (10/31)
- College Football Performance Awards Honorable Mention Quarterback of the Week (9/9, 10/21, 10/28)
- College Sports Madness Independent Offensive Player of the Week (9/9, 9/23, 10/21, 10/28)
- FBS Independent Offensive Player of the Week (9/9, 10/21, 10/28)
- Threw for 417 yards, including four TDs, and ran for 128 yards in

win against Houston. One of seven players in NCAA history to throw for 400+ and run for 100+ in a game.

- Voted as ESPN's Capital One Cup Impact Performance of the week for his play against Houston
- Named Independent Offensive Player of the Year by College Sports Madness
- Named to the College Sports Madness All-Independent First Team
- Received FBS All-Independent Team Honorable Mention
- Phil Steele All-Independent Second Team
- With 133 rushing yards in the loss to Washington, Hill has rushed for more yards than any other QB in school history
- Recorded six games with 100+ rushing yards
- Set a new school record for the most rushing yards (133) and carries (31) in a bowl game
- Finished the season ranked No. 3 in BYU history for most rushing yards in one season with 1,344

2012 (FRESHMAN)

- Earned letterman honors as a true freshman
- Played in six games before knee injury, starting two
- Led BYU to 2-0 record in two starts vs. Hawai'i and Utah State
- Completed 42 of 71 passes for 425 yards and four touchdowns, rushing 55 times for 336 yards and four scores
- First pass of collegiate career went for 18-yard touchdown pass vs. Washington State in season opener
- In first career start, went 12 of 21 passing for 112 yards and two touchdowns, also rushing 15 times for 143 yards and one touchdown
- FBS Independent Offensive Player of the Week (10/1)

BEFORE BYU

- 2008 5A All-Idaho Player of the Year as a senior after quarterbacking Highland to its first state title since 2002
- Listed as the 30th-best quarterback prospect in the nation coming out of high school in 2009 by Scout.com and Rivals.com and top recruit in the state of Idaho by Rivals.com
- Idaho's Gatorade High School Player of the Year as a senior
- First team all-state selection also earned all-region and conference player of the year accolades
- Completed 166 of 258 passes (64.3 percent) and threw for 2,269 yards and 18 touchdowns as a senior
- Also rushed for 1,491 yards and 24 TDs, averaging 10.2 yards per carry and 124.3 rushing yards per game
- Holds school single-season and career records for total offense
- Also lettered in basketball and track and field

PERSONAL

- Served LDS mission to Sydney, Australia; Married Emily 2014
- Originally committed to Stanford before mission and was also recruited by Arizona, Washington State, Boise State and Utah
- Older brother Jordan played defensive tackle at Arizona State and brother Dexter played quarterback at Scottsdale (Ariz.) Community College, Northern Iowa and Dixie State (Utah)



CAREER STATS

PASSING

YEAR	GP	GS	EFF	COMP	ATT	YDS	Y/A	PCT	LNG	INT	TD
2012	6	2	122.39	42	71	425	6.0	59.2	28	2	4
2013	13	13	118.15	236	438	2938	6.7	53.9	60	14	19
2014	5	5	141.67	88	132	975	7.4	66.7	56	3	7
TOTAL	24	18	123.46	366	641	4338	6.8	57.1	60	19	30

RUSHING

YEAR	ATT	YDS	Y/A	LONG	TD
2012	55	336	6.1	68	4
2013	246	1344	5.5	68	10
2014	87	460	5.3	30	8
TOTAL	388	2140	5.5	68	22

TROY HINDS #2

SOPHOMORE • LINEBACKER
6'5" • 230 LBS
KAYSVILLE, UT
DAVIS HS



2014 (FRESHMAN)

- Played in 12 games recording 5 tackles

BEFORE BYU

- 5A All-State selection all four years of high school
- Also lettered in basketball and track

PERSONAL

- Served in the Jackson Mississippi Mission for the LDS Church

ADAM HINE #28

SENIOR • RUNNING BACK
6'1" • 208 LBS
SANTA CLARA, UT
SNOW CANYON HS



HEE-nay 

2014 (JUNIOR)

- Played in 11 games, starting one
- Returned a kickoff 99 yards for a touchdown against Virginia
- Averaged 24.5 yards per kickoff return
- Carried the ball 40 times for 154 yards and two touchdowns
- Named Phil Steele All-Independent First Team as a kick returner
- Named CFPA's National Kick Returner of the Week (9/22)
- Caught the first touchdown pass of his career against UConn

2013 (SOPHOMORE)

- College Football Performance Awards Hon. Mention Kicker Returner of the Week (9/28)
- Rushed for his first career touchdown vs Idaho State. Also added a personal best 141 rushing yards on 10 carries
- No. 12 in the nation averaging 27.2 yards per kick return
- Named to the College Sports Madness All-Independent First Team as a kick returner
- Received FBS All-Independent Team honors as a kick returner
- Phil Steele All-Independent First Team as a kick returner

2012 (FRESHMAN)

- Earned letterman honors in four games on special teams

2011 (REDSHIRT)

- Member of the scout team

BEFORE BYU

- Three-year letterwinner
- All-state first team and on honor roll
- Also lettered four times in track and was the three-time long jump and high jump state champion

PERSONAL

- Born in Miami, Flo. and majoring in exercise science
- Served in the Panama Panama City Mission for the LDS Church
- Also recruited by Stanford and Utah
- Married to Cassidy

TOLOA' HO CHING #45

SOPHOMORE • RUNNING BACK
6'1" • 242 LBS
SANDY, UT
ALTA HS



toh-loh-ah-ee 

2014 (FRESHMAN)

- Earned letterman honors as a freshman playing in eight games, including the final seven of the season

2013 (REDSHIRT)

- Redshirt due to injury

BEFORE BYU


- Rated the No. 23 inside linebacker by Rivals.com
- Rated No. 5 prospect from Utah by Scout.com and No. 8 by Rivals.com
- Totaled 81 tackles as a senior, as well as 10.5 sacks and a blocked field goal
- Led 5A in sacks
- Despite missing two games in 2009 due to a knee injury, he helped Alta advance to the 5A state semifinals
- Two-year all-state selection
- Had 82 tackles as a junior, 15 sacks and one interception
- Also recruited by California, Colorado, UCLA, Utah, Utah State, Wisconsin and Wyoming

PERSONAL

- Served in the Florida Orlando Mission

FIGGS HOFHEINS #74

SOPHOMORE • OFF. LINE
6'4" • 280 LBS
PROVO, UT
TIMPVVIEW HS



BEFORE BYU

- Helped Timpvview to a 10-1 record in 2010

PERSONAL

- Served in the KMP Uganda Mission
- Also played volleyball and baseball in high school
- Took the nickname of his late uncle Figgs who played football for BYU



TERENN HOUK #11

SENIOR • RECEIVER
6'5" • 223 LBS
ENUMCLAW, WA
ENUMCLAW HS

TAIR-ehn howk 



2014 (JUNIOR)

- Played in 12 games, starting four and totaled 21 receptions for 241 yards
- Had a season-high four catches for 58 yards at Connecticut

2013 (SOPHOMORE)

- Played in nine games and started two
- Caught two passes for eight yards

2012 (FRESHMAN)

- Earned letterman honors
- Played in five games at receiver and tight end

2011 (REDSHIRT)

- Member of the scout team

BEFORE BYU


- Played football and basketball at Enumclaw HS

PERSONAL

- Majoring in civil engineering

AUSTIN HOYT #71

FRESHMAN • OFF. LINE
6'8" • 260 LBS
IONE, CA
ARGONAUT HS



2012 (REDSHIRT)

- Member of the scout team

BEFORE BYU


- As a senior, caught 10 passes for 325 yards and four touchdowns, while also making 70 tackles, two sacks and a fumble recovery
- Was All-League and Academic All-League in basketball his junior and senior years

PERSONAL

- Served in the Denver Colorado Mission for the LDS Church

ADAM #96 INGERSOLL

JUNIOR • DEF. LINE
6'5" • 250 LBS
BOISE, ID
CENTENNIAL HS



2014 (SOPHOMORE)

- Member of the scout team

2013 (FRESHMAN)

- Member of the scout team

BEFORE BYU

- Three time First Team All-Conference selection
- First Team All-State selection
- Also lettered in basketball and rugby
- Recruited by Boise State, Idaho State, Idaho, Dartmouth and Princeton

PERSONAL

- Served an LDS mission in Cleveland, Ohio
- Eagle Scout

RYAN JENSEN #53

FRESHMAN • LINEBACKER
6'3" • 220 LBS
SANDY, UT
ALTA HS



2012 (REDSHIRT)

- Member of the scout team

BEFORE BYU

- Won the state championship in the 110 hurdles

PERSONAL

- Son of Clark and Angela
- Served in the Chile Concepcion Mission

KYLE JOHNSON #67

JUNIOR • OFF. LINE
6'4" • 303 LBS
SANDY, UT
JORDAN HS



2014 (SOPHOMORE)

- Played in all 13 games
- Named to College Sports Madness 2014 All-Independent Second Team

2013 (FRESHMAN)

- Played in all 13 games of the season and started eight
- Named to the College Sports Madness All-Independent Third Team

2012 (REDSHIRT)

- Member of the scout team

BEFORE BYU


- Second Team All-State as a senior
- All-State Honorable Mention as a junior
- Defensive Player of the Year
- Three time All-Region First Team
- Also lettered in wrestling and track
- Placed No. 6 in state wrestling as a sophomore
- Also recruited by Utah, SUU, Snow College, Utah State, Colorado, Duke and Stanford

PERSONAL

- Served in the Mexico Oaxaca mission
- Psychology major and Spanish minor

GRANT JONES #37

SOPHOMORE • DEF. BACK
6'5" • 210 LBS
CONCORD, CA
YGNACIO VALLEY HS



2014 (FRESHMAN)

- Member of the scout team

2011 (REDSHIRT)

- Member of the scout team

BEFORE BYU


- As team captain, caught 36 passes for 11 touchdowns and averaged 19 yards per catch

PERSONAL

- Parents are Justin and Marci
- Eagle Scout

COLBY JORGENSEN #17

SOPHOMORE • TIGHT END
6'7" • 228 LBS
PROVO, UT
TIMPVIEV HS



2014 (FRESHMAN)

- Member of the scout team

2011 (REDSHIRT)

- Did not play due to injury

BEFORE BYU

- Won two state championships in football and one in basketball
- Honor roll each of his four years of high school

PERSONAL

- Served in the Calgary, Alberta, Canada Mission
- Parents are Trent and Julie
- Brother, Austen, played for BYU and is cousins with Matthew Hadley

GARRETT #23 JUERGENS

JUNIOR • DEF. BACK
5'10" • 185 LBS
HOUSTON, TX
LANGHAM CREEK HS



2014 (SOPHOMORE)

- Played in five games, making four tackles
- Returned five kickoffs against Boise State with a long of 31 yards

2013 (FRESHMAN)

- Member of the scout team

BEFORE BYU

- 2008 All-District Second Team
- 2009 All-District First Team
- 2009 All-State Academic Second Team
- Broke the school record for most rushing yards in one half, going 205 yards
- Three-time baseball letterwinner
- 2009 & 2010 All-District First Team outfielder

PERSONAL

- Served in the Peru Chiclayo Mission for the LDS Church
- Brother Mitchell is also on the team
- Eagle Scout
- Majoring in accounting
- Also recruited by Utah, Air Force and Army



MITCHELL #87 JUERGENS

SOPHOMORE • RECEIVER
5'10" • 180 LBS
HOUSTON, TX
LANGHAM CREEK HS



2014 (SOPHOMORE)

- Played in all 13 games catching 28 passes for 424 yards, good for third on the team
- Had a career-high 7 receptions for 107 yards and two touchdowns against Cal
- Also caught four passes for 87 yards and a touchdown in the Miami Beach Bowl against Memphis

2013 (FRESHMAN)

- Member of the scout team

2010 (REDSHIRT)

- Member of the scout team

BEFORE BYU

- Unanimous First Team All-District in 2008 and 2009 as a wide receiver
- Second Team Academic All-State
- Also lettered three times in baseball
- Named Second Team All-District as an outfielder in 2009

PERSONAL

- Pre-business major
- Served in the Mexico Mexico City West mission
- Brother, Garrett, has is also on the team
- Older sister Heidi was a Cougarette
- Eagle Scout

KAMALANI #76 KALUHIOKALANI

FRESHMAN • DEF. LINE
6'1" • 251 LBS
KANE'OHE, HI
KAMEHAMEHA HS

ka-ma-la-nee
ka-loo-he-oh-
ka-la-nee



2014 (REDSHIRT)

- Member of the scout team

BEFORE BYU

- Helped Kamehameha to a 12- record and the state title

PERSONAL

- Served a mission in Taiwan
- Loves going to the beach

TUNI KANUCH #78

SOPHOMORE • OFF. LINE
6'3" • 325 LBS
SOUTH JORDAN, UT
BINGHAM HS

too-knee



2014 (FRESHMAN)

- Played in 12 games
- Named to Phil Steele Preseason All-Independent Second Team

2013 (REDSHIRT)

- Missed the season due to injury

BEFORE BYU

- Named a first-team All-American by MaxPreps
- Ranked the No. 6 football recruit out of the state of Utah by Scout.com
- Four-year starter at Bingham, helping them to a 13-1 record in 2009
- Quick enough to get out in space and run the field and always seems to get good positioning
- Named the Deseret News 2009 Mr. Football
- First-team all-state as a sophomore, junior and senior
- Also recruited by Utah
- Coached by Dave Peck



BRONSON KAUFUSI #90

SENIOR • LINEBACKER
6'7" • 263 LBS
PROVO, UT
TIMPVVIEW HS
BRAWN-suhn
KAW-foo-see



2014 (JUNIOR)

- Named to the College Sports Madness All-Independent First Team and the Phil Steele Postseason All-Independent Team
- Recorded a team-high seven sacks
- CFPA Linebacker Performer of the Week Honorable Mention (11/17)
- Two-time FBS Independent Defensive Player of the Week (9/1, 11/17)
- Against UNLV, recorded career highs in tackles (9), solo tackles (8) and tied career highs in tackles for loss (3) and sacks (2)

2013 (SOPHOMORE)

- Named to the Ted Hendricks Award watch list
- Recorded a career-high seven tackles and added one tackle for loss and a quarterback hurry against Georgia Tech
- Earned second team All-Independent honors by College Sports Madness for the second consecutive year
- Phil Steele All-Independent Second Team

2012 (FRESHMAN)

- Played in all 13 games
- Totaled 23 tackles, 5.5 tackles for loss, 4.5 sacks, one fumble recovery, one quarterback hurry and one pass breakup

BEFORE BYU

- Ranked the No. 9 strongside defensive end in the nation by Rivals.com and rated the No. 1 recruit out of the state of Utah by Scout.com and Rivals.com
- Red Zone Player of the Year and Utah County Defensive MVP
- Invited to play in the 2010 Under Armour All-America Football Game
- Totaled 19 tackles and two sacks in 2009 before suffering a season-ending knee injury
- Recorded over 70 tackles, 9.5 sacks, 23 forced fumbles and batted down a team record 21 passes in 2008
- Had 57 tackles and eight sacks as a sophomore
- Also recruited by Stanford

PERSONAL

- Father is Steve Kaufusi, BYU's current defensive line coach
- He is married to Hilary Smith who was a goalkeeper for the women's soccer team
- Also played basketball for the Cougars on the 2012-13 squad, playing at forward in 20 games, averaging 6.4 minutes per game, 1.1 points and 1.7 rebounds

CAREER STATS									
YEAR	GP	GS	UA	AST	TOT	TFL/YDS	SACK/YDS	INT	
2012	13	0	11	12	23	5.5/35	4.5/32	0	
2013	13	13	19	18	37	7/24	4.0/18	1	
2014	11	10	34	9	43	11.5/58	7.0/52	0	
TOTAL	37	23	64	39	103	24/117	15.5/102	1	
	TD	FF	FR	YDS	QBH	PBU			
2012	0	0	1	0	1	1			
2013	1	1	0	0	3	6			
2014	0	1	1	0	7	6			
TOTAL	1	2	2	0	11	13			

MOSES KAUMATULE #49

FRESHMAN • DEF. LINE
6'1" • 254 LBS
SOUTH JORDAN, UT
BINGHAM HS



kow-ma-too-lay

2011 (REDSHIRT)

- Member of the scout team

BEFORE BYU

- 5A All-State First Team by Deseret News and Salt Lake Tribune
- Helped team to two 5A state titles his junior and senior years

PERSONAL

- Parents are Edward and Tupou
- Eagle Scout
- Served in the Oakland California Mission

TEU KAUTAI #25

SENIOR • LINEBACKER
6'1" • 231 LBS
ARLINGTON, TX
THE OAKRIDGE SCHOOL

TAY-oo
 KOW-tie



2014 (JUNIOR)

- Played in all 13 games, starting one
- Against Middle Tennessee, registered three sacks, three tackles, three tackles for loss and a forced fumble
- Became the fifth BYU player with three sacks in a game since the NCAA began tracking official defensive statistics in 2000 against Middle Tennessee
- Finished the season with 20 tackles, three for loss, three sacks, two pass breakups, a qb hurry and a forced fumble

2013 (SOPHOMORE)

- Played in three games
- Tallied five tackles, including 0.5 tackles for loss

2012 (FRESHMAN)

- Played in two games

BEFORE BYU

- An all-around athlete who played quarterback, safety and linebacker at The Oakridge School in Arlington, Texas
- High school teammate of Ross Apo
- A team captain with outstanding leadership abilities
- Led the offensive unit at quarterback with dual-threat agility as a passer and runner
- An aggressive defender who runs well and has great athleticism
- Helped The Oakridge School achieve a 9-2 record in 2009

PERSONAL

- Served in the California San Jose Mission for the LDS Church



DAVID KESSLER #83

JUNIOR • RECEIVER
6'2" • 195 LBS
RANCHO CUCAMONGA, CA
CLAREMONT HS



2014 (SOPHOMORE)

- Played in three games

2013 (FRESHMAN)

- Member of the scout team

BEFORE BYU

- Two-year captain
- Recruited by Nebraska, San Diego State, Arizona and Colorado
- Also lettered in baseball and was a three time All League player
- Recruited to play baseball by Stanford, Oregon, ASU, UCI and UCSD

PERSONAL

- Majoring in Spanish
- Served a mission in Portugal from 2010-2012
- Eagle Scout
- His father played pro baseball and was drafted in the first round by the Reds in 1973

THEODORE KING #97

JUNIOR • TIGHT END
6'2" • 252 LB
SAN JOSE, CA
VALLEY CHRISTIAN SCHOOL



2014 (SOPHOMORE)

- Recorded three solo tackles and a fumble recovery against Savannah State

2013 (FRESHMAN)

- Member of the scout team who saw time vs Idaho State

2012 (REDSHIRT)

- Member of the scout team

BEFORE BYU

- All-area first team, All-Mercury honorable mention, all-league honorable mention
- Led team to a conference title as a junior and a second-place regional finish
- Participated in Nike SPARQ combine in Oakland and named to All-Combine squad with a 90.24 rating (sixth among defensive players)
- Also recruited by Fresno State, Nevada, Oregon State, Sacramento State and San Jose State
- Coached by Mike Machado

PERSONAL

- Also ran track and played basketball in high school
- Parents are Robert and Una

TEJAN KOROMA #56

SOPHOMORE • OFF. LINE
6'0" • 280 LBS
ALLEN, TX
ALLEN HS



TEE-john
core-OH-mah



2014 (FRESHMAN)

- Only true freshman in FBS to start every game at center and played the most snaps of any BYU offensive lineman
- Averaged more than five flat back blocks per game
- Named Independent Freshman of the Year and All-Independent Third Team by College Sports Madness
- Named FWAA Freshman All-America
- Named to Phil Steele's Freshman All-America and All-Independent Teams and 247Sports True Freshman All-America Team
- Recognized with Sporting News All-True Freshman honors and named to the ESPN True Freshman All-America Team

BEFORE BYU

- Three-time 5A First Team All-State his senior year
- Also threw shot put in high school

PERSONAL

- Son of Shaeiqu and Jeneh
- Also threw shot put and did competitive weight lifting in high school



NICK KURTZ #5

JUNIOR • RECEIVER
6'6" • 205 LBS
EL CAJON, CA
GROSSMONT COLLEGE



2014 (REDSHIRT)

- Missed year due to injury

BEFORE BYU

- Produced 1,301 yards and 18 touchdowns at Grossmont
- Recorded six multi-touchdown games, including two three-touchdown games

PERSONAL

- Son of Scott and Idma Kurtz
- Studying business and hopes to be an entrepreneur

HARVEY LANGI #21

JUNIOR • LINEBACKER
6'2" • 240 LBS
SOUTH JORDAN, UT
UNIVERSITY OF UTAH



LONG-ee



2014 (SOPHOMORE)

- Recorded his first tackle against Central Florida and finished the game with five
- Played in 12 games and started against Nevada
- Recorded 14 tackles on the season

BEFORE BYU

- Played running back at Utah his freshman season
- Won back-to-back 5A state championships
- Played in the 2010 Army All-American Bowl

PERSONAL

- Served in the Tampa Florida Mission for the LDS Church

ULUI LAPUAHO #73

SOPHOMORE • OFF. LINE
6'7" • 333 LBS
WEST VALLEY CITY, UT
HUNTER HS

oo-LOO-ee
la-poo-ah-ho



2014 (FRESHMAN)

- Played in 11 games, starting eight
- Named to the Phil Steele Midseason All-Independent Team

BEFORE BYU

- Threw shot put and discus as well as playing basketball in high school

PERSONAL

- Served in the Australia Sydney South Mission for the LDS Church
- Father Robert played for BYU in 1985 and brother Al played for Utah State from 2011-12

TOMASI LAULILE #48

JUNIOR • DEF. LINE
6'3" • 285 LB
WESTLAKE, CA
WESTLAKE HS



toh-MAH-see
lauw-LEE-lay



2014 (SOPHOMORE)

- Played in all 13 games making eight tackles, three quarterback hurries, a fumble recovery and an interception
- Recorded his first career interception against Middle Tennessee in the first quarter

2013 (FRESHMAN)

- Member of the scout team

BEFORE BYU

- Earned All-Marmonte League honors and was selected to the annual postseason Canyon vs. Coast Classic All-Star game

PERSONAL

- Youngest of five children of Taufui and Mele
- Hopes to become a family therapist

SAM LEE #1

SENIOR • DEF. BACK
6'1" • 186 LBS
BRANDYWINE, MD
COLLEGE OF THE CANYONS



2014 (JUNIOR)

- Missed the season due to injury

2013 (REDSHIRT)

- Missed the season due to injury

PERSONAL

- Served a mission in Atlanta

LENE LESATELE

SOPHOMORE • LINEBACKER
6'1" • 238 LBS
ARTESIA, CA
RICHARD GAHR HS



len-ay
less-uh-tell-ay



2012 (FRESHMAN)

- Played in three games

2011 (REDSHIRT)

- Member of the scout team

BEFORE BYU

- Three-time All-League selection and All-Area selection his senior year

PERSONAL

- Served in the Philippines Naga Mission for the LDS Church
- Eagle Scout



JHERREMYA LEUTA-DOUYERE #43

SENIOR • LINEBACKER
6'1" • 236 LBS
GARDEN GROVE, CA
SERVITE HS

LAY-oo-tah
DOO-yair



2014 (JUNIOR)

- Played in all 13 games, starting four of them
- Recorded 32 tackles, two for loss, two fumble recoveries, three pass breakups and a quarterback hurry
- Made five or more tackles against Virginia and Connecticut

2013 (SOPHOMORE)

- Notched a career-high four tackles against Idaho State
- Tallied three tackles and one forced fumble against Wisconsin
- Recorded two tackles and 1.5 tackles for loss against Virginia in the season opener
- Saw action in 12 games at outside linebacker

2012 (FRESHMAN)

- Earned letterman honors
- Played in 10 games as a reserve linebacker and on special teams

BEFORE BYU

- Coached by Troy Thomas
- Helped his team to a 14-1 record and 2009 State Championship
- All-League First Team
- All-Pac 5 First Team
- Trinity League Defensive MVP

PERSONAL

- Parents are Richard and Lita
- Also recruited by Oregon State, Colorado, Hawaii and UCLA

BRAD MARKHAM #50

SENIOR • LINEBACKER
6'4" • 230 LBS
BANKS, OR
UNIVERSITY OF UTAH



2014 (JUNIOR)

- Member of the scout team
- ### BEFORE BYU
- Earned All-League First Team honors as a running back his senior year

PERSONAL

- Married to wife Michelle

MITCH MATHEWS #10

SENIOR • RECEIVER
6'6" • 215 LBS
BEAVERTON, OR
SOUTHRIDGE HS



2013 (JUNIOR)

- Caught career-high 16 receptions for 182 yards vs. Nevada good for No. 2 all-time in receptions in a single game
- Named to the Phil Steele Midseason All-Independent Team
- Named to the College Sports Madness All-Independent First Team and the Phil Steele Postseason All-Independent Team
- Had four games with 100 yards or more receiving and caught a career-high nine touchdown passes
- Led the team in receiving with 73 catches and 922 yards to go with a team-high nine touchdowns

2013 (SOPHOMORE)

- Caught five passes for 112 yards and 3 touchdowns against Utah State
- College Football Performance Award Honorable Mention WR of the Week (10/7)
- Blocked a field goal in the second half in win over Houston
- Recorded four receptions, 66 yards and on TD against Boise State
- Suffered a shoulder injury in the game at Wisconsin that required season-ending shoulder surgery
- Totaled 23 catches, 397 yards and four touchdowns in nine games and three starts

2012 (FRESHMAN)

- Earned letterman honors and played in six games
- Caught two passes for 27 yards, including a 23-yarder vs. Idaho

2009 (REDSHIRT)

- Member of the scout team

BEFORE BYU

- Recorded 26 catches for 475 yards and seven touchdowns in only five games after returning from a broken leg early in his senior season
- Was an all-metro wide receiver with 42 receptions for 586 yards and six touchdowns as a junior
- Also an excellent baseball player who represented Oregon on the Junior Olympic 16-Under Baseball Team
- Was a second-team all-state first baseman as a junior and honorable mention all-state outfielder as a sophomore

PERSONAL

- Parents are Kurt and Lisa
- Older brother Marcus also played for the Cougars
- Served in the Florida Orlando Mission (2009-11)

CAREER STATS							
YEAR	GP	GS	REC	YDS	Y/R	LONG	TD
RECEIVING							
2012	6	0	2	27	13.5	23	0
2013	9	3	23	397	17.3	43	4
2014	13	13	73	922	12.6	71	9
TOTAL	28	16	98	1346	13.7	71	13

RYKER MATHEWS #72

SENIOR • OFF. LINE
6'6" • 320 LBS
AMERICAN FORK, UT
AMERICAN FORK HS



2013 (JUNIOR)

- Played in 10 games and started five for the 20th passing offense and 26th rushing offense in the nation

2013 (SOPHOMORE)

- Played in 10 games and started four

2012 (FRESHMAN)

- Started in all 13 games
- Part of an offensive line that blocked for over 150 rushing yards per game including a 396-yard season best vs. Hawai'i

2011 (REDSHIRT)

- Injury led to redshirt year

BEFORE BYU

- Ranked top recruit in the state and No. 11 among offensive lineman nationally by Rivals.com
- Ranked the top offensive lineman in the state and No. 43 offensive lineman by Scout.com
- Played for the West squad in the U.S. Army All-American Bowl
- BYU Nike Camp MVP
- All-Poly Camp top offensive lineman
- Also played defensive line and on the Caveman basketball team at center
- Coached by Davis Knight and Aaron Behm
- Also recruited by Utah, Kansas, Oregon, UCLA, Notre Dame and Arizona

PERSONAL

- Parents are Rebecca and Tom Rothey

AJ MOORE #34

SENIOR • RUNNING BACK
5'9" • 195 LBS
MURRIETA, CA
MURRIETA VALLEY HS



2013 (JUNIOR)

- Carried the ball 10 times for 62 yards and a touchdown against Savannah State

2013 (SOPHOMORE)

- Saw his first action vs Idaho State and carried the ball twice for 19 yards

2010 (FRESHMAN)

- Member of the scout team

BEFORE BYU

- Scored 14 touchdowns as a junior
- Ran for 1,040 yards on 135 carries and caught 60 passes for 700 yards during his junior campaign
- Rushed for 921 yards on 125 carries and 12 TD as a senior
- Recorded 37 receptions for 548 yards and four touchdowns
- Selected as the NFL's initial Legacy Project athlete and was mentored by NFL Hall of Famer Ron Yary
- Two-time letterwinner in track

PERSONAL

- Parents are Anthony and Tammie, married to Karlee
- Also recruited by Boise State, Washington, UNLV, UCLA, Arizona, Fresno State and San Diego State

HUNTER MOORE #2

SOPHOMORE • QUARTERBACK
6'2" • 190 LBS
SAN MARCOS, CA
MISSION HILLS HS



2014 (FRESHMAN)

- Played against Savannah State and rushed seven times for 30 yards

BEFORE BYU

- Named Scholar Athlete of the Year in San Diego County

PERSONAL

- Served in the Columbus, Ohio Mission for the LDS Church
- Has five brothers and a sister

MANU MULITALO #66

JUNIOR • OFF. LINE
6'2" • 373 LBS
WEST VALLEY CITY, UT
GRANGER HS

MAWN-oo
mull-eh-TALL-oh



2014 (SOPHOMORE)

- Played in one game vs. Savannah State

2011 (FRESHMAN)

- Played in one game vs. Idaho

2010 (REDSHIRT)

- Member of the scout team

BEFORE BYU

- Second Team All-State

PERSONAL

- Parents are Manu and Mua

KAI NACUA #12

JUNIOR • DEF. BACK
6'1" • 207 LBS
LAS VEGAS, NV
LIBERTY HS

high
nah-KOO-ah



2014 (SOPHOMORE)

- Played in all 13 games, starting in six of them
- Recorded a career-high 14 tackles in the win at Cal
- Intercepted passes against Central Florida and UNLV and averaged 23 yards on the return
- Totaled 40 tackles, 3.5 TFL, two INT and three pass breakups

2013 (FRESHMAN)

- Played in eight games and tallied 11 tackles

BEFORE BYU

- Recruited by SDSU, UNR and UNLV
- Helped his team to an 11-2 record his senior season

PERSONAL

- Also lettered in basketball and volleyball



ZACH NEWMAN #41

SOPHOMORE • LINEBACKER
6'3" • 215 LBS
ALPINE, UT
LONE PEAK HS

2014 (FRESHMAN)

- Member of the scout team

2011 (REDSHIRT)

- Member of the scout team

BEFORE BYU

- At Lone Peak, earned Daily Herald All-Valley in 2010

PERSONAL

- Parents are Todd and Machele
- Is an Eagle Scout



COLBY PEARSON #3

JUNIOR • RECEIVER
6'0" • 191 LBS
BLACKFOOT, ID
BLACKFOOT HS

2013 (SOPHOMORE)

- Caught an 81-yard TD pass against Boise State and finished the game with five catches for 109 yards
- Played in nine games, with 16 passes for 270 yards and three TDs

• 2013 (FRESHMAN)

- Saw action in six games

PERSONAL

- Likes fishing and the outdoors



VA'A #35 NIUMATALOLO

SOPHOMORE • LINEBACKER
6'1" • 226 LBS
ANNAPOLIS, MD
BROADNECK HS

vah-ah

NEE-oo-ma-ta-lo-lo

2014 (FRESHMAN)

- Had first career forced fumble against Memphis in the Miami Beach Bowl

2011 (REDSHIRT)

- Member of the scout team

PERSONAL

- Father, Ken, is head coach of the Navy football team



REMINGTON PECK #44

SENIOR • DEF. LINE
6'5" • 271 LBS
SOUTH JORDAN, UT
BINGHAM HS

2013 (JUNIOR)

- Played in all 13 games, starting in nine
- Finished the year with 24 tackles, 3 TFL, 1.5 sacks, three quarter-back hurries and a pass breakup

2013 (SOPHOMORE)

- Notched a career-high seven tackles and added one tackle for loss and a sack against Utah
- Started in 12 games, played in all 13
- College Sports Madness All-Independent Second Team

2012 (FRESHMAN)

- Earned letterman honors
- Played in nine games and made seven tackles and had one sack

2009 (REDSHIRT)

- Member of the scout team

BEFORE BYU

- Served as team captain as a senior while earning first-team all-state
- Made 27 receptions for 389 yards (14.4 yard per catch) in 2008
- Also rushed the ball twice for 31 yards (15.5 yards per carry)
- Scored in six different games to rank second on the team with six touchdown receptions
- Ranked No. 4 in the state with 14 sacks
- Totalled 65 tackles as a defensive end and recovered one fumble

PERSONAL

- Served in the New York Rochester Mission for the LDS Church
- Married to Angela



BUTCH PAU'U

FRESHMAN • LINEBACKER
6'0" • 211 LBS
ANAHEIM, CA
SERVITE HS

pow-oo



2012 (REDSHIRT)

- Member of the scout team

BEFORE BYU

- Named First Team All-State and All-County

PERSONAL

- Served in the Honduras Tegucigalpa Mission for the LDS Church

CAREER STATS									
YEAR	GP	GS	UA	AST	TOT	TFL/YDS	SACK/YDS	INT	
2012	9	0	5	2	7	1/9	1.0/9	0	
2013	13	12	23	15	38	4.5/21	3.0/16	0	
2014	13	9	14	10	24	3/5	1.5/3	0	
TOTAL	35	21	42	27	69	8.5/35	5.5/28	0	
	TD	FF	FR	YDS	QBH	PBU			
2012	0	0	0	0	0	0			
2013	0	0	2	0	3	1			
2014	0	0	0	0	3	1			
TOTAL	0	0	2	0	6	2			

MANOA PIKULA #22

SENIOR • LINEBACKER
6'1" • 239 LBS
SOUTH JORDAN, UT
BINGHAM HS

mah-NOH-ah
pee-KOO-lah



2014 (JUNIOR)

- Played in all 13 games, starting in eight
- Totaled 49 tackles, two for loss, an interception and a pass breakup
- Made his first career interception in the Miami Beach Bowl against Memphis

2013 (SOPHOMORE)

- Recorded a career-high five tackles against Notre Dame
- Tallied three tackles, 1.5 tackles for loss and one sack in the win over Boise State
- Notched three tackles, one tackle for loss and one sack against Middle Tennessee
- Played in 13 games and started one (Notre Dame) at inside line-backer

2012 (FRESHMAN)

- Played in 12 games at middle linebacker and on special teams
- Had nine tackles and 1.5 tackles for loss

2011 (REDSHIRT)

- Member of the scout team

BEFORE BYU

- Ranked No. 16 among state prospects by Rivals.com
- Ranked as the No. 8 fullback in the nation by Scout.com
- No. 31 Midlands prospect by SuperPrep Magazine
- 5A All-State First Team in 2010 by Deseret News and Salt Lake Tribune
- Region 3 Defensive MVP
- Selected to play in the U.S. Under-19 National Team
- Helped Bingham win the 5A state title in 2009 and 2010 and Region 3 championships all three years
- Three-year starter
- Coached by Dave Peck

PERSONAL

- Parents are Taniela and Valetinas and has five siblings

CAREER STATS

YEAR	GP	GS	UA	AST	TOT	TFL/YDS	SACK/YDS	INT
2012	12	0	6	3	9	1.5/10	0/0	0
2013	13	1	17	14	31	5/23	3.0/20	0
2014	13	8	30	19	49	2/4	0/0	1
TOTAL	38	9	53	36	89	8.5/37	3.0/20	1
	TD	FF	FR	YDS	QBH	PBU		
2012	0	0	0	0	0	0		
2013	0	0	0	0	1	4		
2014	0	0	0	0	0	1		
TOTAL	0	0	0	0	1	5		

SAWYER POWELL #28

SOPHOMORE • DEF. BACK
6'1" • 203 LBS
WEST RICHLAND, WA
RICHLAND HS



2013 (FRESHMAN)

- Member of the scout team

2012 (REDSHIRT)

- Member of the scout team

BEFORE BYU

- All-Conference linebacker

PERSONAL

- Served in the Uruguay Montevideo Mission for the LDS Church

JORDAN PREATOR #20

SOPHOMORE • DEF. BACK
6'0" • 183 LBS
PLAIN CITY, UT
FREMONT HS



PRAY-der



2014 (FRESHMAN)

- Played in 12 games, starting five including his first college game
- Totaled 22 tackles, two for loss, one sack, interception and forced fumble and nine pass breakups

2013 (REDSHIRT)

- Member of the scout team

BEFORE BYU

- Totaled 107 tackles and eight interceptions in high school
- Played some quarterback, passing for 376 yards and running for 1,169 yards and 12 touchdowns in prep career
- Helped Fremont to an 11-3 record and to Utah 5A state title game in 2011
- Also played prep basketball for the Silver Wolves
- Also recruited by Hawai'i, Utah and Utah State

PERSONAL

- Majoring in psychology with hope of becoming a sports psychologist

ADAM #45 PULSIPHER

FRESHMAN • OFF. LINE
6'2" • 225 LBS
TEMECULA, CA
TEMECULA VALLEY HS



2014 (REDSHIRT)

- Member of the scout team

BEFORE BYU

- Three-year two-way starter
- US Army All-American Bowl nominee
- Lettered three times in basketball

PERSONAL

- Served in the Rancagua Chile Mission for the LDS Church



BRIAN #68 RAWLINSON

SOPHOMORE • OFF. LINE
6'6" • 285 LBS
OOLOGAH, OK
OOLOGAH-TALALA HS



2014 (FRESHMAN)

- Played against Savannah State
BEFORE BYU

- All-State lineman

PERSONAL

- Served in the Auckland New Zealand Mission for the LDS Church

STEVEN RICHARDS #89

FRESHMAN • TIGHT END
6'3" • 230 LBS
SANDY, UT
ALTA HS



2014 (REDSHIRT)

- Member of the scout team

BEFORE BYU

- 5A All-State Honorable Mention and All-Region First Team

PERSONAL

- Served in the New York New York Mission for the LDS Church

CREED #36 RICHARDSON

SOPHOMORE • LINEBACKER
6'1" • 228 LBS
PROVO, UT
TIMPVIEV HS



FRESHMAN (2014)

- Member of the scout team

PERSONAL

- Served in the San Jose Costa Rica Mission

GRAHAM ROWLEY #92

SENIOR • DEF. LINE
6'4" • 280 LBS
WAILUALA, HI
WAILUALA HS



roh-lee



2014 (JUNIOR)

- Played in all 13 games, starting in eight
- Totaled 23 tackles, 2.0 TFL, 1.0 sack, one FF and one PBU

2011 (SOPHOMORE)

- Played in all 13 games and started three at defensive end
- Totaled 16 tackles, three tackles for loss, 1.5 sacks, two quarter-back hurries and one pass breakup

2010 (FRESHMAN)

- Played in eight games

BEFORE BYU

- Ranked the No. 11 offensive guard in the country by Scout.com
- A first-team all-state selection by the Honolulu Advertiser
- 2008 and 2009 All-League selection
- 2009 All-State
- Also lettered in volleyball and soccer
- Honor roll student

PERSONAL

- Eagle Scout
- Served in the Chicago Illinois mission
- Also recruited by Arizona, Colorado, Hawaii, SMU, Stanford, Louisville and Washington

BRYAN SAMPSON #85

JUNIOR • TIGHT END
6'4" • 221 LBS
PLEASANT GROVE, UT
PLEASANT GROVE HS



2014 (SOPHOMORE)

- Played against Houston, Virginia, UNLV and Savannah State

2013 (FRESHMAN)

- Member of scout team
- Saw time against Idaho State

2012 (REDSHIRT)

- Member of scout team

BEFORE BYU

- Ranked the No. 35 tight end in the nation by Rivals.com
- Rated the No. 10 football recruit out of the state of Utah by Scout.com and Rivals.com
- Caught 21 passes for 249 yards during his senior season as the Vikings earned an 8-3 record
- Caught the game-winning touchdown in the regional championship game against Riverton
- Posted 12 catches for 169 yards and a touchdown as a junior
- Honor roll student

PERSONAL

- Three older brothers played for Utah State, Utah and Snow, respectively, while younger brother Nate plays at BYU
- Eagle Scout
- Served in the Chile Santiago North Mission

NATE SAMPSON #52

SOPHOMORE • LINEBACKER
6'0" • 220 LBS
PLEASANT GROVE, UT
PLEASANT GROVE HS



2012 (FRESHMAN)

- Made a tackle against Notre Dame BEFORE BYU
- Named a top 25 Inside Linebacker in the nation by Tom Lemming

PERSONAL

- Served in the California Roseville Mission
- Brother Bryan plays at BYU
- Also played basketball and football in high school

TREVOR SAMSON #27

SENIOR • KICKER
5'11" • 172 LBS
FRESNO, CA
FRESNO CITY COLLEGE



2014 (JUNIOR)

- Named to the College Sports Madness All-Independent First Team
- Hit a career-long 45-yard field goal in overtime against Memphis in the Miami Beach Bowl
- Ninth in the nation in field goal percentage (.857)

2013 (SOPHOMORE)

- Member of the scout team

BEFORE BYU

- Played at Fresno City College for two years

PERSONAL

- Sister, Taylor, runs cross country and track at Fresno State

MICHAEL SHELTON #18

FRESHMAN • DEF. BACK
5'9" • 180 LBS
RALEIGH, NC
WAKEFIELD HS



2014 (REDSHIRT)

- Member of the scout team BEFORE BYU
- Also played basketball and ran track

PERSONAL

- One brother and three sisters

LANDON SIMONSEN #65

SOPHOMORE • OFF. LINE
6'3" • 302 LBS
FARMINGTON, UT
DAVIS HS



2014 (FRESHMAN)

- Member of the scout team

2013 (REDSHIRT)

- Member of the scout team

BEFORE BYU

- Also competed in wrestling and shot put

PERSONAL

- Served in the Bangkok Thailand Mission for the LDS Church

RHETT SANDLIN #46

FRESHMAN • LINEBACKER
6'3" • 230 LBS
DRAPER, UT
ALTA HS



2012 (REDSHIRT)

- Member of the scout team

BEFORE BYU

- Three-year varsity starter

PERSONAL

- Served in the Nashville Tennessee Mission for the LDS Church





CODY STEWART #22

SOPHOMORE • RECEIVER
6'3" • 185 LBS
MESA, AZ
MOUNTAIN VIEW HS



2014 (FRESHMAN)

- Member of the scout team

2013 (REDSHIRT)

- Member of the scout team

PERSONAL

- Married to wife Hannah
- Served in the Dominican Republic Santo Domingo West Mission

LOGAN TAELE #62

SENIOR • DEF. LINE
6'2" • 280 LBS
ST. GEORGE, UT
DIXIE HS



tah-eh-lay

2014 (JUNIOR)

- Played in 12 games, starting in four
- Totaled 31 tackles, two for loss, four quarterback hurries, two pass breakups and a safety
- Recorded career-highs for tackles in consecutive games with seven against Cal followed by eight against Memphis

2013 (SOPHOMORE)

- Played in 10 games
- Recorded three tackles, two tackles for loss, one sack, one fumble recovery and a blocked kick

2012 (FRESHMAN)

- Member of the scout team

BEFORE BYU

- Also lettered in track
- Took first place at state in track
- 1st place all division champion in discus

PERSONAL

- Served an LDS mission to Tucson, Ariz.
- Has three brothers and sisters

SIONE TAKITAKI #16

SOPHOMORE • LINEBACKER
6'2" • 240 LBS
FONTANA, CA
HERITAGE HS



see-oh-nay
tah-kee-tah-kee

2014 (FRESHMAN)

- Played in 11 games and recorded 19 tackles, four for loss and three sacks

BEFORE BYU

- Played linebacker and running back in high school, averaging 7.12 yards per carry and scoring 25 touchdowns as a junior and senior
- Totaled 193 tackles over his three-year varsity career along with 21.5 sacks and 42.5 tackles for loss
- Also recruited by Arizona, Boise State, Nevada, San Diego State, San Jose State, Utah, Washington State and Wisconsin

PERSONAL

- Is the youngest of seven siblings
- Also played volleyball in high school

KESNI TAUSINGA #94

SOPHOMORE • DEF. LINE
6'1" • 308 LBS
SOUTH JORDAN, UT
BINGHAM HS



kes-nee
tow-sing-uh

2014 (FRESHMAN)

- Played in two games against Texas and Savannah State totaling a tackle, .5 tackles for loss and .5 sacks

BEFORE BYU

- Two-time state football champion
- Three-time All-American and two-time state champion wrestler

PERSONAL

- Served in the Suva Fiji Mission for the LDS Church



TRAVIS TUILOMA #91

JUNIOR • DEF. LINE
6'2" • 285 LBS
TOPEKA, KS
WASHBURN RURAL HS

too-ee-loh-mah 



2014 (SOPHOMORE)

- Played in all 13 games, starting in 11
- Totaled 27 tackles, six for loss and two quarterback hurries
- Named to the College Sports Madness All-Independent Second Team

2011 (FRESHMAN)

- Played in all 13 games
- Totaled 12 tackles and 1.5 tackles for loss on the year

2010 (REDSHIRT)

- Member of the scout team

BEFORE BYU

- Consensus First-Team All-State selection
- Earned Class 6A All-State honors from the Football Coaches Association as an offensive lineman
- Rated the No. 13 recruit out of Kansas according to Rivals.com
- Received prestigious selection to the 2010 Kansas Shrine Bowl All-Star Football Game
- Team captain
- First-team all-city, first-team all-league, first-team all-state defense, First-Team All-State 6A Coaches' Association selection
- Also lettered and qualified for state in wrestling twice
- Coached by Derick Hammes

PERSONAL

- Speaks Samoan
- LDS mission to Western Samoa (2012-14)
- Also recruited by Kansas and Kansas State

SAE TAUTU #31

JUNIOR • LINEBACKER
6'3" • 235 LBS
ALPINE, UT
LONE PEAK HS

sigh 
tow-too



2014 (SOPHOMORE)

- Played in 12 games, starting in one
- Totaled 10 tackles, 1.5 for loss including a season-high five tackles against Virginia

2013 (FRESHMAN)

- Recorded two tackles and 0.5 tackle for loss versus Idaho State
- Saw action in eight games

2010 (REDSHIRT)

- Member of the scout team

BEFORE BYU

- Ranked the No. 8 football recruit out of the state of Utah by Scout.com
- Named defensive MVP at the 2009 All-Polynesian Camp in Bountiful
- Totaled 87 tackles and five sacks as a senior, leading Lone Peak to a 9-3 record and 5-1 league-best mark in 5A's Region 4 along with Alta High School
- Named Outstanding Linebacker at the BYU football camp
- Also lettered in wrestling and played rugby
- Coached by Tony McGary

PERSONAL

- Father played football for Utah
- Also recruited by Stanford, Utah, Wyoming and Washington State
- Served in the Washington Tacoma Mission

MORGAN UNGA #27

FRESHMAN • DEF. BACK
6'4" • 205 LBS
OGDEN, UT
BONNEVILLE HS

oong-ah 



2012 (REDSHIRT)

- Member of the scout team

BEFORE BYU

- Also recruited by Weber State and SUU

PERSONAL

- Served in the Richmond Virginia Mission for the LDS Church
- Brother plays football at Weber State



MICHAEL #30 WADSWORTH

SENIOR • DEF. BACK
6'1" • 210 LBS
OREM, UT
HAWAII



2014 (JUNIOR)

- Played in 13 games and totaled six tackles

2013 (SOPHOMORE)

- Played in all 13 games and tallied six tackles

2012 (REDSHIRT)

- Redshirt per NCAA transfer rules

BEFORE BYU

- Played at Hawai'i in 2009 (Freshman)
- Appeared in all 13 games primarily on special teams
- Recorded seven solo and four assisted tackles
- A 2009 graduate of Silverado High School in Las Vegas, Nev
- Lettered in football, basketball and track
- Played three years of football, seeing action at wide receiver, defensive back and kick returner
- As a junior was named first-team all-conference and all-region as a defensive back and first-team all-state as a kick returner
- Had eight kickoff or punt returns for touchdowns while leading school to a division title
- As a senior was named first-team all-region and all-conference and second-team all-state at defensive back
- On offense, totaled nearly 1,000 yards of offense and nine touchdowns
- Averaged 6.2 tackles per game on defense
- Named to the first-team all-state academic team in basketball
- Helped lead track team to a regional championship as a sophomore

PERSONAL

- Born in Anaheim, Calif
- Has four brothers and six sisters
- Parents are Patti and John Wadsworth
- Married to Kara

FRED WARNER #4

SOPHOMORE • LINEBACKER
6'3" • 220 LBS
SAN MARCOS, CA
MISSION HILLS HS



2014 (FRESHMAN)

- Played in 10 games while recording 24 tackles, one for loss and an interception
- Returned an interception 20 yards for a touchdown against Boise State
- Made five or more tackles against Utah State and Central Florida

BEFORE BYU

- Named All-California First Team by USA Today
- Named Cal-Hi Sports All-State First Team

PERSONAL

- Parents are Laura and Fred

PETER WELSH #32

JUNIOR • RUNNING BACK
5'11" • 215 LBS
BAKERSFIELD, CA
BAKERSFIELD HS



2014 (SOPHOMORE)

- Member of the scout team

2013 (FRESHMAN)

- Member of the scout team

2014 (REDSHIRT)

- Member of the scout team

BEFORE BYU

- First team All-CIF


PERSONAL

- Served in the Argentina Rosario Mission for the LDS Church



JAMAAL WILLIAMS #21

SENIOR • RUNNING BACK
6'0" • 206 LBS
FONTANA, CA
SUMMIT HS



2014 (JUNIOR)

- Became the sixth all-time rusher at BYU with his 49 yards against Middle Tennessee passing Luke Staley
- Rushed for 102 yards on 16 carries against Utah State
- Rushed for 139 yards and two touchdowns against Houston
- Named to the Maxwell Award list
- Named to the CFPA Running Back Trophy watch list
- Named to the Doak Walker Award watch list
- Named to the Phil Steele Preseason All-Independent First Team
- Named to the College Sports Madness All-Independent Second Team

2013 (SOPHOMORE)

- Named to the Doak Walker Award watch list
- Preseason All-Independent Third Team (College Sports Madness)
- Carried the ball 33 times for 144 yards at Virginia
- Set his career high with 182 rushing yards against Texas (9/7)
- Named College Football Performance Awards Honorable Mention Running Back of the Week (9/7, 11/18, 12/2)
- Recorded his first touchdown of the season to go along with 86 yards in win over Georgia Tech
- Tallied two TDs and 83 yards at Houston
- Rushed for 107 yards in win vs Boise State
- Scored three touchdowns in win over Idaho State
- Named FBS Independent Offensive Player of the Week (11/18 and 12/2)
- Named College Sports Madness Independent Offensive Player of the Week (11/18 and 12/2)
- Rushed for a new career-high 219 yards on 15 carries in win over Nevada
- Earned first team All-Independent honors by College Sports Madness for the second consecutive year
- Named to FBS All-Independent Team
- Phil Steele All-Independent First Team

2012 (FRESHMAN)

- Played in every game and started eight
- Had 166 carries for 775 yards and 12 touchdowns (the most carries, yards and touchdowns by a BYU true freshman)
- Season-high 28 carries and four total touchdowns (three rushing, one receiving) at Georgia Tech
- Season-high 155 rushing yards against Hawai'i
- Season-long 49 yard rush against Idaho
- Had 27 receptions for 315 yards and one touchdown
- Pulled down a season-high seven catches against Notre Dame
- Season-long 39 yard catch at Georgia Tech
- Had six games with over 100 all-purpose yards

BEFORE BYU

- Coached by Troy Barile
- Helped Summit High School to a CIF Division Championship
- League offensive MVP
- CIF offensive MVP
- All-CIF first team
- All-league first team
- Also lettered in track

PERSONAL

- Born in Rialto, California
- Mother was a sprinter at UCLA
- Also recruited by Boise State, Arizona State, Utah, Idaho, San Diego State, UCLA, Oregon and New Mexico State

CAREER STATS

YEAR	GP	GS	ATT	YDS	Y/A	LONG	TD
RUSHING							
2012	13	8	166	775	4.7	49	12
2013	12	12	217	1233	5.7	70	7
2014	7	5	109	518	4.8	31	4
TOTAL	32	25	492	2526	5.1	70	23
RECEIVING							
2012			27	315	11.7	39	1
2013			18	125	6.9	15	0
2014			8	47	5.9	28	0
TOTAL			53	487	9.2	39	1

BRAD WILCOX #75

JUNIOR • OFF. LINE
6'7" • 305 LBS
EDMOND, OK
NORTH HS



2014 (SOPHOMORE)

- Played in all 13 games for the 20th rushing offense in the nation

2013 (FRESHMAN)

- Played in all 13 games and started vs Utah State

2012 (REDSHIRT)

BEFORE BYU

- All-State
- Also recruited by Tulsa, Washington, Kansas State, Oklahoma State, Boise State, Washington and Texas Tech

PERSONAL

- Served in the California San Bernardino Mission
- Broadcast journalism major and English minor

JAKE #82 ZIOLKOWSKI

JUNIOR • RECEIVER
6'0" • 195 LBS
ISLAND LAKE, IL
WAUCONDA HS

zihl-KOW-skee 🗣️



2014 (SOPHOMORE)

- Played in nine games

2013 (FRESHMAN)

- Member of the scout team

2012 (REDSHIRT)

BEFORE BYU

- Also lettered in baseball
- Recruited by Northwestern, Indiana, Air Force
- Lettered all four years in football
- Team captain
- All-Conference (four years)
- All-Area (two years)

PERSONAL

- Parents are Steve and Ruth
- Majoring in business



2015 NEWCOMERS



ANTHONY ARMSTRONG
WR
5-10, 175
Sandy, Utah
Alta HS



AUSTIN BRASHER
K
6-0, 180
Edmond, Okla.
Edmond HS



NATE DEBEIKES
LB
6-2, 196
Thousand Oaks, Calif.
Thousand Oaks HS



DARREN DENUCCI
OL
6-5, 294
Bountiful, Utah
North Texas



KOY DETMER JR.
QB
5-10, 180
Somerset, Texas
Somerset HS



BJ FIFTA
DB
6-0, 182
Westlake Village, Calif.
Oaks Christian HS



MATT FOLEY
LS
6-1, 215
Temecula, Calif.
Temecula Valley HS



JORDAN FRANKS
OL
6-7, 265
Roseville, Calif.
Woodcreek HS



KAMEL GREENE
DB
5-11, 178
Mountain View, Calif.
Washington State



JACKSON KAKA
TE
6-4, 240
Kahuku, Hawaii
New Mexico State



ELLIOT KNOX
WR
6-1, 175
St. George, Utah
Arizona State



MORONI LAULU-PUTUTAU
WR
6-4, 190
Hyrum, Utah
Mountain Crest HS



TANNER MANGUM
QB
6-3, 195
Eagle, Idaho
Eagle HS



SAM MORELL
DB
6-1, 215
Plano, Texas
Plano HS



TAYLOR PARKER
P
6-3, 195
Hurricane, Utah
Hurricane HS



FORREST QUINN
OL
6-8, 315
Pleasanton, Calif.
Amador Valley HS



ZACHARY SAUNDERS
WR
5-11, 185
Highland, Utah
Lone Peak HS



RICKEY SHUMWAY
WR
6-2, 195
Provo, Utah
Timpview HS



TALON SHUMWAY
WR
6-3, 200
South Jordan, Utah
Lone Peak HS



FELESI TOFI
DL
6-3, 270
Perris, California
Perris HS



JOSH WEEKS
WR
6-3, 215
Show Low, Arizona
Show Low HS

RETURNED MISSIONARIES

(with prior BYU experience can be found with bios on pages 27-51)

ROMAN ANDRUS
BRYAN ENGSTROM
QUIN FICKLIN
MICAH HANNEMAN
FIGGS HOFHEINS

AUSTIN HOYT
MATTHEW HADLEY
RYAN JENSEN
MOSES KAUMATULE
LENE LESATELE

BUTCH PAU'U
SAWYER POWELL
NATE SAMPSON
RHETT SANDLIN
MORGAN UNGA

2015 SIGNING CLASS



KIEFFER LONGSON[^]
OL
6-7, 295
San Ramon, Calif.
Dougherty Valley HS



AKILE DAVIS
WR
6-1, 186
DeSoto, Texas
DeSoto HS



MICAH SIMON
WR
6-1, 185
Dallas, Texas
Bishop Dunne HS



BEAU HOGE
QB
6-1, 198
Fort Thomas, Ky.
Highlands HS



KODY WILSTEAD[^]
QB
6-6, 215
St. George, Utah
Pine View HS



CHARLES WEST
WR
5-10, 187
Coppell, Texas
Pine View HS



JJ NWIGWE
OL
6-4, 260
Rockwall, Texas
Rockwall-Heath HS



DAVID LUI[^]
DL
6-4, 255
Pittsburg, Calif.
Pittsburg HS



TEVITA MO'UNGA
DL
6-3, 300
Murrieta, Calif.
Vista Murrieta HS



MIKA TAFUA[^]
OL
6-3, 225
Laie, Hawaii
Kamehameha HS



DEVIN KAUFUSI[^]
OLB
6-6, 240
Provo, Utah
Timpview HS



WILL SEDGWICK[^]
MLB
6-2, 220
Laguna Hills, Calif.
Laguna Hills HS



JEREMIAH IEREMIA[^]
MLB
6-0, 230
Hurricane, Utah
Hurricane HS



RILEY BURT
DB/RB
6-1, 195
Mantua, Utah
Box Elder HS



ZAYNE ANDERSON
DB
6-2, 190
Stansbury Park, Utah
Stansbury HS



DAYAN LAKE
DB
5-11, 190
Layton, Utah
Northridge HS



TREVOR BRENT
DB
5-10, 165
Balch Springs, Texas
West Mesquite HS



DEMETRUIS DAVIS
OL
6-4, 265
Pleasant Grove, Utah
Pleasant Grove HS



ERIC TAKENAKA^{*}
DB
5-10, 205
Salt Lake City, Utah
Snow College/West HS



SQUALLY CANADA^{*}
RB
5-10, 192
Milpitas, Calif.
Wash. State/Milpitas HS



BRADY CHRISTENSEN[^]
OL
6-6, 240
Bountiful, Utah
Bountiful HS



JACOB JIMENEZ
OL
6-6, 275
Pflugerville, Texas
Pflugerville HS



MOTEKIAI LANGI[^]
OL/DL
6-7, 410
Liahona, Tonga
Tonga HS



MANASE TU'UNGAFASI
OL
6-7, 322
Auckland, New Zealand
Massey HS

* Mid-year enrollee ^ Plans on LDS mission before enrolling



BRONCO MENDENHALL

BYU FOOTBALL HEAD COACH
11th year as head coach
13th at BYU

In his 10 seasons as head coach at Brigham Young University, Bronco Mendenhall has restored the great tradition of BYU football while helping the Cougars achieve marked success on and off the field. Taking over a BYU team that in 2005 was coming off three consecutive losing seasons, Mendenhall has guided his teams to 10 straight bowl appearances, two outright conference championships before football independence in 2011, and been nationally ranked during eight of 10 seasons.

Under Mendenhall's leadership, BYU has earned a 90-39 record to rank 13th in total wins among all FBS teams over the past 10 seasons. Mendenhall also ranks 13th in winning percentage (.698) among all active coaches with at least five years of FBS experience, and he ranks No. 10 among active coaches with 10 or more years at the helm.

Mendenhall has helped guide the BYU program into elite company due to the consistency of the program's success. Over the past 10 years, the Cougars

are one of only eight programs to win 90 or more games and advance to a bowl each season. Overall, BYU is also one of only 12 programs to earn a bowl invitation each of the past 10 seasons with only Florida State (7) among those schools having achieved more than BYU's six bowl victories in that time period.

The Cougars set a program record with four consecutive bowl wins from 2009-12, helping Mendenhall become the first BYU head coach to win six bowls in a seven-year span. Mendenhall is the only coach in BYU football history to take his first 10 teams to a bowl game.

Mendenhall's .600 postseason winning percentage is tops in school history and his overall wins at this point in his career approaches that of Hall of Fame coach LaVell Edwards even with Mendenhall's teams facing double the number of Power 5-level opponents in that time frame. Mendenhall has



achieved 90 wins while Edwards had 93 victories in their respective first 129 games leading the Cougars. Thanks to the high level of success achieved by both coaches and their teams, BYU ranks No. 5 nationally in total victories over the last 40 seasons among all FBS programs with 354 wins, an average of 8.85 wins per season. Mendenhall's teams have helped the Cougars move up on that list while averaging 9.0 victories per year over the past 10 years.

The principles and structure of Mendenhall's program coupled with the efforts of his staff and players have helped BYU be consistently competitive whether in Provo or on the road. BYU ranks No. 9 nationally in home winning percentage at .820 (50-11 record) and No. 20 in road winning percentage at .529 (33-23 record) over the past 10 years. BYU's 33 away victories under Mendenhall ranks

WINNING PERCENTAGE OF ACTIVE FBS HEAD COACHES (MIN. 5 YEARS)

Name, School	FBS Years	FBS Record	Win %
Chris Petersen, Washington	9	100-18	.847
Urban Meyer, Ohio State	13	142-26	.845
Jimbo Fisher, Florida State	5	58-11	.841
Bob Stoops, Oklahoma	16	168-44	.792
Nick Saban, Alabama	19	182-59-1	.754
Gary Patterson, TCU	15	132-45	.746
Mark Richt, Georgia	14	136-48	.739
Bobby Petrino, Louisville	10	92-34	.730
Steve Spurrier, South Carolina	25	226-85-2	.725
Les Miles, LSU	14	131-50	.724
Brian Kelly, Notre Dame	11	98-42	.720
Dabo Swinney, Clemson	7	61-26	.701
Bronco Mendenhall, BYU	10	90-39	.698
Kevin Sumlin, Texas A&M	7	63-28	.692

No. 9 nationally and his seven additional neutral site wins ranks No. 22.

BYU's success under Mendenhall is also evident in the national rankings and NCAA statistics. BYU has been ranked in the top 25 in the various national statistical categories 145 times in his 10 seasons (62 defense, 53 offense, 28 special teams, 2 misc.).

Mendenhall has served as the BYU's defensive coordinator for much of his tenure as the head coach. He returns to a full-time role with the defense again in 2015. The Cougars have consistently fielded one of the nation's strongest defenses under Mendenhall's direction. Mendenhall's defense excels at keeping opponents out of the end zone, averaged a No. 20 national ranking in scoring defense while he oversees the defense, including three top-10 ratings.

In 2012, the Cougars featured one of the greatest defenses in school history, allowing just 266.1 yards, including 86.9 rushing yards, and 14.0 points per game. Ranked No. 3 in total defense, No. 3 in scoring defense and No. 2 in rushing defense, the Mendenhall-coached unit held its first six opponents under 300 total yards (part of a streak of 12 consecutive such games dating back to 2011) and kept opposing offenses without a touchdown six times during the year.

BYU recruits have earned Freshman All-America recognition during eight of Mendenhall's 10 seasons as the Cougars continue to demonstrate they are strengthening the program with talented players and quality individuals. More than 60 BYU players have signed with the NFL since Mendenhall arrived in Provo, including tight end Dennis Pitta, a starter

on the 2013 Super Bowl Champion Baltimore Ravens, defensive end Ezekiel Ansah, the No. 5 overall pick by the Detroit Lions in the 2013 NFL Draft, and linebacker Kyle Van Noy, the 40th overall pick by the Lions in the 2014 draft.

Another hallmark of Mendenhall's program has been the emphasis on balance and priorities in the many other facets of life outside of football. Reflecting that emphasis, the Cougars are tied for seventh among all FBS programs for the most Academic All-America citations over the past 10 years and BYU tops all FBS programs for the most selections (39) to the National Football Foundation Hampshire Honor Society (recognizing starters and significant contributors finishing their eligibility with a 3.2 GPA or better over their college career) since the program began in 2007.



BRONCO MENDENHALL HEAD COACHING LEDGER

Year	School	Record	Conference	Bowl	Result
2005	BYU	6-6	5-3/T2nd MWC	Las Vegas Bowl	L, 35-28 vs. California
2006	BYU	11-2	8-0/1st MWC	Las Vegas Bowl	W, 38-8 vs. Oregon
2007	BYU	11-2	8-0/1st MWC	Las Vegas Bowl	W, 17-16 vs. UCLA
2008	BYU	10-3	6-2/3rd MWC	Las Vegas Bowl	L, 31-21 vs. Arizona
2009	BYU	11-2	7-1/2nd MWC	Las Vegas Bowl	W, 44-20 vs. Oregon State
2010	BYU	7-6	5-3/3rd MWC	New Mexico Bowl	W, 52-24 vs. UTEP
2011	BYU	10-3	Independent	Armed Forces Bowl	W, 24-21 vs. Tulsa
2012	BYU	8-5	Independent	Poinsettia Bowl	W, 23-6 at San Diego State
2013	BYU	8-5	Independent	Fight Hunger Bowl	L, 31-16 vs. Washington
2014	BYU	8-5	Independent	Miami Beach Bowl	L, 55-48 2OT vs. Memphis
TOTAL		90-39 (.698)		6-4 (.600)	
		MWC 39-9 (.813) Independent 34-18 (.654)			

The success of Mendenhall's leadership approach in running the BYU football program has been highlighted in a management book, *Running Into the Wind: Bronco Mendenhall - 5 Strategies for Building a Successful Team*, written by Alyson Von Feldt and Paul Gustavson, a leading management consultant specializing in leadership development and organizational design.

In 2006, Mendenhall was named the American Football Coaches Association Region IV Coach of the Year following an 11-2 season. In addition, the Football Writers Association of America named Mendenhall one of nine finalists for the prestigious Eddie Robinson Coach of the Year Award.

Mendenhall was elected in 2013 to the American Football Coaches Association Board of Trustees as the District 8 Representative and also serves on the Ethics Committee.

He began his coaching career as a graduate assistant at his alma mater, Oregon State. He later coached at Snow College, Northern Arizona, became the youngest defensive coordinator in the Pac-10 at Oregon State, and then went to Louisiana Tech and New Mexico before coming to BYU as a defensive coordinator in 2003. He was promoted to head coach in 2005.



PERSONAL/FAMILY

Married to Holly Johnston of Missoula, Montana. They have three sons, Cutter, Breaker and Raeder. His older brother, Mat, played football at BYU from 1975-79, before spending four years in the NFL with the Washington Redskins. Another brother, Marty, was a former Mr. Utah bodybuilder. Mendenhall's father, Paul, was a defensive end at BYU from 1953-54.

PLAYING CAREER

Two-year starter at Oregon State (1986-87); Played safety and linebacker; Team Captain ('87); Leo Gribkoff Memorial Award ('87) given to the most inspirational player; played at Snow College JC (1984-85) and was a Gridwire All-American; Team Captain; NJCAA National Champions (11-0); played at American Fork H.S. (1980-83)

Education

American Fork High School (1984)
Oregon State (1988; B.S., Phys. Ed.)
Oregon State (1990; Masters of Education, Exercise Physiology)

Hometown

Alpine, Utah

COACHING EXPERIENCE

Brigham Young (2003-present)
Head Coach (2005-present)
Defensive Coordinator (2003-04)
New Mexico (1998-2002)
Assistant Head Coach (2002)
Defensive Coordinator; Secondary (1998-2002)

Louisiana Tech (1997)
Secondary

Oregon State (1995-96)
Defensive Coordinator; Secondary (1996)
Defensive Line (1995)

Northern Arizona (1993-94)
Co-Defensive Coordinator; Secondary (1994)
Secondary (1993)

Snow College (1991-92)
Defensive Coordinator; Secondary

Oregon State (1989-90)
Graduate Assistant; Defensive Line

AFCA SERVICE & HONORS

American Football Coaches
Association Board of Trustees—
District 8 Representative & Ethics
Committee (2013-Present)
Region IV Coach of the Year (2006)






EZEKIEL ANSAH



DENNIS PITTA



KYLE VAN NOY



NFL PLAYERS COACHED BY MENDENHALL AT BYU

Player	Final Season	Pos.	Draft/Free Agent	Original NFL Team
Alani Fua	2014	LB	Free Agent	Arizona Cardinals
Robertson Daniel	2014	DB	Free Agent	Oakland Raiders
Jordan Leslie	2014	WR	Free Agent	Minnesota Vikings
Devin Mahina	2014	TE	Free Agent	Washington Redskins
Paul Lasike	2014	FB	Free Agent	Arizona Cardinals
De'Ondre Wesley	2014	OL	Free Agent	Baltimore Ravens
Ross Apo	2014	WR	Free Agent	Seattle Seahawks
Solomone Kafu	2014	DL	Free Agent	Arizona Cardinals
Skye PoVey	2014	DB	Free Agent	Green Bay Packers
Harvey Jackson	2014	DB	Free Agent	Jacksonville Jaguars
Kyle Van Noy	2013	LB	2nd Round	Detroit Lions
Cody Hoffman	2013	WR	Free Agent	Washington Redskins
Eathyn Manumaleuna	2013	DL	Free Agent	New York Giants
Spencer Hadley	2013	LB	Free Agent	New Orleans Saints
Daniel Sorensen	2013	DB	Free Agent	Kansas City Chiefs
Keaneakua Friel	2013	TE	Free Agent	Dallas Cowboys
Ezekiel Ansa	2012	DL	1st Round (5th)	Detroit Lions
Romney Fuga	2012	DL	Free Agent	Denver Broncos
Uona Kaveinga	2012	LB	Free Agent	Denver Broncos
Brandon Ogletree	2012	LB	Free Agent	Miami Dolphins
Preston Hadley	2012	DB	Free Agent	Seattle Seahawks
Braden Brown	2012	OL	Free Agent	St. Louis Rams
Braden Hansen	2012	OL	Free Agent	Oakland Raiders
Matt Reynolds	2011	OL	Free Agent	Carolina Panthers
Hebron Fangupo	2011	DL	Free Agent	Houston Texans
Terence Brown	2011	OL	Free Agent	Miami Dolphins
McKay Jacobson	2011	WR	Free Agent	Philadelphia Eagles
Matt Putnam	2011	DL	Free Agent	Green Bay Packers
Vic So'oto	2010	LB	Free Agent	Green Bay Packers
Andrew Rich	2010	S	Free Agent	Arizona Cardinals
Jason Speredon	2010	OL	Free Agent	Arizona Cardinals
Dennis Pitta	2009	TE	4th Round	Baltimore Ravens
Harvey Unga	2009	RB	7th Round (Supp.)	Chicago Bears
Max Hall	2009	QB	Free Agent	Arizona Cardinals
Manase Tonga	2009	RB	Free Agent	Oakland Raiders
Andrew George	2009	TE	Free Agent	Carolina Panthers
Austin Collie	2008	WR	4th Round	Indianapolis Colts
Fui Vakapuna	2008	RB	7th Round	Cincinnati Bengals
Dallas Reynolds	2008	OL	Free Agent	Philadelphia Eagles
Travis Bright	2008	OL	Free Agent	Dallas Cowboys
Ray Feinga	2008	OL	Free Agent	St. Louis Rams
David Oswald	2008	OL	Free Agent	St. Louis Rams
David Nixon	2008	LB	Free Agent	Oakland Raiders
Bryan Kehl	2007	LB	4th Round	New York Giants
Kelly Poppinga	2007	LB	Free Agent	Miami Dolphins
Markell Staffieri	2007	LB	Free Agent	Philadelphia Eagles
John Beck	2006	QB	2nd Round	Miami Dolphins
Curtis Brown	2006	RB	Free Agent	Cleveland Browns
Dan Coats	2006	TE	Free Agent	Cincinnati Bengals
Zac Collie	2006	WR	Free Agent	Philadelphia Eagles
Jonny Harline	2006	TE	Free Agent	Indianapolis Colts
Cameron Jensen	2006	LB	Free Agent	Seattle Seahawks
Eddie Keele	2006	OL	Free Agent	Oakland Raiders
Jake Kuresa	2006	OL	Free Agent	New Orleans Saints
Aaron Wagner	2006	LB	Free Agent	New York Jets
Todd Watkins	2005	WR	7th Round	Arizona Cardinals
Vince Feula	2005	DL	Free Agent	Washington Redskins
Manaia Brown	2005	DL	Free Agent	Washington Redskins
Fahu Tahi	2005	RB	Free Agent	Cincinnati Bengals
Lance Reynolds Jr.	2005	OL	Free Agent	Seattle Seahawks
Brady Poppinga	2004	LB	4th Round	Greenbay Packers
Shaun Nua	2004	DL	7th Round	Pittsburgh Steelers
Aaron Francisco	2004	DB	Free Agent	Arizona Cardinals
John Denney	2004	DL/DS	Free Agent	Miami Dolphins
Colby Bockwoldt	2003	LB	7th Round	New Orleans Saints
Ilo Pili	2003	DL	Free Agent	Houston Texans
Levi Madarieta	2003	LB	Free Agent	New York Giants
Jernaro Gifford	2003	DB	Free Agent	Seattle Seahawks



ROBERT ANAE

**ASST HEAD COACH/
OFF. COORDINATOR/
INSIDE RECEIVERS**

ah-high 

Years at BYU: Entering 9th

Years Overall: Entering 27th

COACHING EXPERIENCE

BYU: 2013-present: Offensive coordinator, assistant head coach, inside receivers coach; 2005-2010: offensive coordinator, inside receivers coach; 1990-91: graduate assistant, offense

Arizona (2011-12): 2012: Offensive line coach; 2011: run game coordinator, offensive line coach

Texas Tech (2000-04): Offensive line coach

UNLV (1996-97): 1998: run game coordinator/offensive line coach; 1997: offensive line coach

Boise State (1996): Offensive line coach

Ricks College (1992-95): Offensive line coach

Hawaii' (1986-87): Graduate assistant, offense

Bowl Games Coached: 20

Career Highlights:

- Directed 2014 offense to 37.1 points per game, the highest BYU total since 2001 and No. 14 nationally
- Guided new BYU offense in 2013 to a No. 14 national ranking including a No. 10 finish in rushing offense, setting a school record with 3,475 rushing yards
- Helped Arizona to a No. 7 ranking in total off. in 2012
- Helped BYU finish ranked No. 12 overall in 2009, the Cougars' highest ranking since 1996
- Helped BYU achieve a 56-21 (.727) record from 2005-2010 with consistent top-25 offenses, including three years with a top-6 passing attack
- A three-time Broyles Award nominee for Assistant Coach of the Year (nominated by Texas Tech, BYU and Arizona)

Education: BYU (1986, B.S.; 1990, M.S. sociology; 1999, Ph.D. sociology)

Hometown: Laie, Hawaii'

LDS Mission: Tulsa, Okla.

Family: Anae and his wife, Liane, have two sons and a daughter. His son Famika played on the offensive line at BYU before ending his career during the 2012 season due to injuries. Anae's father, Famika Sr., and brothers Brad and Matt, also played football for BYU.



NICK HOWELL

**DEF. COORDINATOR/
SECONDARY**

Years at BYU: Entering 6th year

Years Overall: Entering 14th year

COACHING EXPERIENCE

BYU: 2013-present: Defensive coordinator and secondary coach; 2011-12: secondary and special teams; 2010: outside linebackers coach; 2008-09: defensive graduate assistant; 2007: defensive intern

Ben Lomond High (2004-06): Head coach

Weber High (2003): Defensive coordinator

Sky View High (2002): Defensive line coach

Bowl Games Coached: 5

Career Highlights:

- Had two players sign free agent deals and two more earn mini-camp invites following the 2014 season
- Posted No. 20 rushing defense in 2014
- 2013 Broyles Award candidate for top assistant coach in college football
- Despite having to defend more plays than all but four teams nationally in 2013 due new BYU's uptempo offensive system, the Cougar defense ranked No. 12 nationally in yards-per-play defense, No. 16 in pass efficiency defense and No. 22 in scoring defense
- Helped BYU defense rank No. 3 in total defense (266.1 yards allowed) and pass defense rank No. 10 in passing yards allowed (179.2 ypg) in 2012
- Helped BYU pass defense rank No. 15 in pass efficiency defense, allowing a rating of 112.58 in 2011
- Led secondary unit as part of the No. 13 ranked overall defense in 2011

Education: University of Phoenix (M.A. Education with teaching certification, 2007); Weber State University (B.S. History, 2005)

Hometown: Ogden, Utah

LDS Mission: Brazil

Family: Married to Brooke PoVey and they have four children: Dakota, Kayla, Autumn and Zion.



MARK ATUAIA

RUNNING BACKS

ah-too-igh-ah 🗣️

Years at BYU: Entering 3rd year

Years Overall: Entering 3rd year

COACHING EXPERIENCE

BYU: 2013-present BYU running backs coach

Bowl Games Coached: 2

Of Note:

- 2014 offense No. 14 in total offense
- Helped rushing attack in 2013 to No. 10 rushing offense (267.3 yards)
- Worked as assistant to the athletics director for student services at BYU (2012)
- Worked as assistant to the dean of student life at BYU (2011-12)

Career Highlights:

- As a running backs coach, helped the Cougars set a school record with 3,475 rushing yards

Playing Career:

- Played at BYU (1991, 1994-1996)
- BYU finished ranked No. 5 his senior year after a 14-1 season and Cotton Bowl victory
- Totaled 1,247 yards on 301 carries (4.1 yards per attempt)
- Scored 11 rushing touchdowns and four receiving touchdowns
- Had 68 catches for 668 yards (9.8 yards per catch)
- Added 113 yards as a member of the kick return team (1991, 1994)
- BYU achieved a 39-11-2 record during his playing career

Education: BYU-Hawaii (2003, bachelor's)

BYU (1991, 1994-1996; 2011, master of public administration; 2011, doctor of jurisprudence)

Hometown: Laie, Hawaii

LDS Mission: Tucson, Ariz.

Family: Married to Elizabeth Atuaia, lead singer for 1980's pop group The Jets, and has seven children. His brothers Alema (1993, 1995-96) and Donny (1995-99) also played football at BYU.



JASON BECK

QUARTERBACKS

Years at BYU: Entering 3rd year

Years Overall: Entering 9th year

COACHING EXPERIENCE

BYU: 2013-present quarterbacks coach; 2007: offensive intern

Simon Fraser (2012): Offensive coordinator

Weber State (2009-11): Quarterbacks coach

LSU (2008): Offensive intern

Bowl Games Coached: 2

Career Highlights:

- Coached BYU quarterbacks to 3,623 yards and 32 touchdowns, including 25 from Christian Stewart after Hill's injury
- Helped sophomore quarterback Taysom Hill produce the No. 5 total offensive season at BYU and the No. 2 season by a sophomore QB
- Turned an offense that ranked last in the Great Northwest Athletic Conference in total offense, passing offense and scoring offense in 2011 into the league's No. 1-rated attack in all three categories during the program's first year as a full NCAA Division II member in 2012
- The team nearly doubled its total touchdowns scored, going from 28 to 52, and more than tripled its passing TDs, jumping from nine to 28

Playing Career:

- Played quarterback at BYU 2004-06, College of the Canyons in 2003 and Ventura College 2002
- Backup to All-American quarterback John Beck
- Totaled 553 passing yards and 28 rushing yards, including 308 yards on 20-of-28 passing vs. Utah State
- Started in the 38-0 victory vs. Utah State his senior season

Education: BYU (bachelor's in communications, 2006) BYU (master's in communications, 2011)

Hometown: Oxnard, Calif.

LDS Mission: Denver, Colo.

Family: Married to former BYU soccer standout Jaime Rendich and has one daughter.



GUY HOLLIDAY

RECEIVERS

Years at BYU: Entering 3rd year

Years Overall: Entering 23rd year

COACHING EXPERIENCE

BYU: 2013-present: Receivers coach

UTEP (2008-12): Wide receivers coach and recruiting coordinator

Cornell (2007): Wide receivers coach

Mississippi State (2003-06): Wide receivers coach

Western Michigan (2000-02): 2001-02: Wide receivers coach; 2000: Tight ends coach

Alabama State (1995, 1998-99): 1995, 98-99: Offensive coordinator, receivers coach; 1995: Quarterbacks coach

Tuskegee University (1992-94): Offensive coordinator and running backs coach

Clark-Atlanta University (1991): Running backs coach

Bowl Games Coached: 3

Career Highlights:

- Had three receivers in 2014 with at least 25 catches, 400 yards and four touchdowns
- Has helped 24 players advance to the NFL, including 23 at wide receiver
- Coached Cody Hoffman, who set several career receiving records at BYU, including most receptions, receiving yards, all-purpose yards and receiving touchdowns
- Helped coach the Miner passing attack that was one of the most prolific in school history during that period, averaging just over 3,000 yards each year
- Coached All-SEC receiver Justin Jenkins, who recorded 62 catches for 882 yards and nine touchdowns as a senior in 2003
- At Western Michigan, the Broncos had three all-conference receivers and one all-conference tight end under his tutelage

Education: Cheyney University of Pennsylvania (bachelor's, 1987)

Hometown: Baltimore, Md.

Family: Has three children and his son Justin is a wide receiver at Weber State.



GARETT TUJAGUE

OFFENSIVE LINE

too-jay 

Years at BYU: Entering 3rd year

Years Overall: Entering 23rd year

COACHING EXPERIENCE

BYU: 2013-present: Offensive line coach

College of the Canyons (1998-2012): 2007-12: Head coach; 1998-06: assistant head coach, offensive line coach

University of Redlands (1996-97)

Chabot College (1993-95)

Bowl Games Coached: 14

Career Highlights:

- Offensive line in 2014 helped BYU achieve a No. 15 ranking in first down offense and No. 14 in scoring offense
- Helped BYU offense earn a No. 14 national ranking and set a school record for most rushing yards in a season
- Received five bowl invitations during his time as head coach
- Coached three conference players of the year, an all-state player of the year, eight all-state athletes and five JC All-Americans
- Named Southern California Football Association National Conference Coach of the Year in 2008 and Western State Conference Co-Coach of the Year in 2007
- Won two Southern California Intercollegiate Athletic Conference Championships at Redlands

Playing Career:

- Played left guard at BYU (1989-91) and also played at Chabot College (1987-88)
- Part of BYU's No. 2-ranked offense in 1990
- Started in 1991, helping BYU offense to a No. 5 national ranking
- Helped Cougars win three conference championships
- Earned JC All-America honors as offensive lineman at Chabot College

Education: BYU (1992, bachelor's in recreational management); University of Redlands (1997, master's in educational counseling)

Hometown: Pleasanton, Calif.

Family: He and his wife Cami are the parents of three children.



STEVE KAUFUSI

DEFENSIVE LINE

kaw-foo-see 🗣️

Years at BYU: Entering 14th year

Years Overall: Entering 21st year

COACHING EXPERIENCE

BYU: 2002-present: Defensive line coach

Utah (1994-01): 1997-01: Defensive ends coach; 1995-96: defensive line coach; 1994: graduate assistant

Bowl Games Coached: 13

Career Highlights:

- No. 20 rushing defense in 2014 (121.85 ypg)
- Coached defensive line on No. 3 ranked BYU defense (266.1 yards per game) in 2012, along with No. 2 rushing defense (86.92 ypg)
- Helped BYU rank No. 13 in total defense and hold eight opponents under 100 rushing yards in 2011
- In 2010 helped BYU to rank No. 24 in total defense
- Coached defensive line has kept BYU's defense ranked in the top 25 the last three seasons
- Coached No. 5 overall NFL Draft pick Ziggy Ansah (Detroit Lions), three-time All-MWC honoree and Super Bowl winner Brady Poppinga (2001-04), all-time MWC sack leader Jan Jorgensen (2006-09) and All-MWC first teamer Vic So'oto (2005-10)
- Also coached All-American Luther Elliss

Playing Career:

- Drafted in the 12th round by the Philadelphia Eagles in 1988
- Played for the London Monarchs of the World League of American Football (1992)
- All-WAC honorable mention as a defensive lineman at BYU in 1987
- All-conference junior college player at Dixie College in 1984

Education: BYU (B.S. Recreation Management & Administration, 1994)

Hometown: Salt Lake City, Utah

LDS Mission: Nuku'alofa, Tonga

Family: Married to Michelle Garrick and they have five children. Daughter, Alexis played for BYU women's basketball and son, Bronson plays linebacker on the football team.



KELLY POPPINGA

SPECIAL TEAMS/
OUTSIDE
LINEBACKERS

Years at BYU: Entering 5th year

Years Overall: Entering 7th year

COACHING EXPERIENCE

BYU: 2013-present: Special teams coordinator and outside linebackers coach; 2011-12: outside linebackers coach; 2010: defensive graduate assistant and interim outside linebacker coach; 2009: defensive intern

Bowl Games Coached: 4

Career Highlights:

- Coached special teams unit to No. 7 in average punts (45.01) and No. 19 in kick return defense (18.43)
- Coached Kyle Van Noy who was drafted in the second round of the 2014 NFL Draft
- Helped BYU rank No. 3 in total defense (266.1 ypg allowed) and in top 10 of six defensive categories in 2012
- Helped BYU to rank No. 13 in overall defense, No. 19 in rushing defense and No. 22 in scoring defense in 2011
- Moved from graduate assistant to interim outside linebackers coach during 2010 season
- Helped BYU rank No. 24 in total defense in 2010
- Helped coach the Cougars to win in the 2010 New Mexico Bowl, the 2011 Armed Forces Bowl and the 2012 Poinsettia Bowl

Playing Career:

- All-MWC and Academic All-MWC as a linebacker at BYU from 2006-07
- Led the Cougars with 113 tackles his senior year
- Helped BYU win back-to-back conference championships in 2006 and 2007
- Played in the NFL in 2008, seeing time on three teams before going to the Super Bowl XLIII with the Arizona Cardinals

Education: BYU (M.A. Exercise Science, 2010); BYU (B.A. Exercise Science, 2007)

Hometown: Evanston, Wyo.

LDS Mission: Ecuador

Family: Married to Rebekah Meier and they have three daughters, Elsie, Leah and Haddie



PAUL TIDWELL

INSIDE
LINEBACKERS

Years at BYU: Entering 16th year

Years Overall: Entering 38th year

COACHING EXPERIENCE

BYU: 2011-present: Inside linebackers coach; 2005-10: inside linebackers/recruiting coordinator; 2004: special teams coordinator; 2002-03: running backs/special teams coordinator; 2000-01: running backs/recruiting coordinator

Louisiana Tech (1998-2000): 1999-2000: Tight ends and special teams coach; 1998: defensive backs coach

Eastern Arizona Junior College (1995-97): Head coach

Snow College (1984-94): 1988-94: Head coach; 1984-87: defensive coordinator

North Sanpete High (1979-83): Head coach

Richfield High (1978): Head coach

Bowl Games Coached: 13

Career Highlights:

- No. 20 rushing defense (121.85) in 2014
- Coached Uani 'Unga, who set current era record with 143 tackles in 2013
- Coached BYU defense ranked No. 3 in total defense (266.1 yards allowed) in 2012
- Helped BYU defense rank No. 13 in total defense in 2011 and No. 24 in 2010
- As recruiting coach, helped bring in the No. 22-ranked recruiting class in the nation in 2009
- Guided Eastern Arizona to its first winning season in 26 years just two years after taking over the program
- While he was defensive coordinator at Snow, the team won the NJCAA National Championship in 1985 with an 11-0 record

Playing Career:

- Was a fullback for Utah State from 1973-76.

Education: Southern Utah (B.A. Business Education, 1979)

Hometown: Logan, Utah

Family: Married to Colleen Palmer; they have two daughters (Sunnie and McKenna) and five sons (Colten, Cy, Dane, Kyle and Tyler) in addition to 18 grandchildren



FRANK WINTRICH

DIRECTOR OF
FOOTBALL
PERFORMANCE

WIN-trick 

Wintrich came to BYU in 2015 with 12 years of experience with six different programs since graduating from Kentucky Wesleyan College in 2002. Wintrich spent the past four seasons at the University of North Texas as the director of football performance where he helped the Mean Green advance to their first bowl appearance in 10 years.

He arrived in Denton from the University of South Florida, where he was the associate director of strength and conditioning for three seasons for the Bulls, helping USF advance to three bowl games in 2008-10. Prior to South Florida, he spent two seasons in 2006 and 2007 as the director of athletic development at The Citadel in Charleston, South Carolina, directing the strength program that provided all aspects of athletic development for 15 varsity sports.

Under his leadership, the program underwent a total makeover, including renovation of the strength training facility, expansion of the athletic development staff and the unification of training protocols for all athletes, while primarily working with football and baseball.

Wintrich served for two seasons as an assistant strength and conditioning coach at Utah State University in 2004 and 2005 and one season as a coaching assistant at Arizona State University in 2003. He began his strength and conditioning career as the head strength coach at Hardin-Simmons University in 2002. Wintrich earned a Bachelor of Science in sports and fitness management from Kentucky Wesleyan College in 2002. While at KWC, Wintrich was nominated team captain two consecutive years and was a two-time All-American at linebacker.



2015 BYU FOOTBALL STAFF



PATRICK HICKMAN

Director of Football
Operations



RUSSELL TIALAVEA

Assistant Director of
Football Operations



CLAY AUCOIN

Football Operations
Assistant



JUSTIN ANDERSON

Player Personnel
Director



MATT EDWARDS

GA, Offense



SHANE HUNTER

GA, Defense



KYLE VISCIGLIA

GA, Special Teams



NATE BURK

Football Compliance
Coordinator



JUSTIN McCLURE

Associate Director of
Football Performance



KEVIN HEIBERGER

Football Performance
Coach



RYAN BOUTWELL

Football Performance
Coaching Assistant



MICK HILL

Football Equipment
Manager



ASHLEY SO'OTO

Football Executive
Assistant



ERROL SEAVER

Football Video
Coordinator



TREVOR WILSON

Director of Student-
Athlete Academic Center



BRETT MORTENSEN

Sports Medicine
Coordinator



STEVE PINCOCK

Head Football Trainer



ALEX DAVIS

Assistant Football Trainer



TOM HOLMOE

Director of Athletics

Tom Holmoe was named Director of Athletics at Brigham Young University on March 1, 2005. He oversees a nationally recognized program with 21 intercollegiate sports, involving more than 600 student-athletes and a 150-person staff.

Since Holmoe's appointment, BYU has captured 89 conference regular-season or postseason championships, and nearly 200 student-athletes have earned All-America status. Under his tutelage, both the football and men's basketball teams have enjoyed tremendous success. BYU earned a bowl invitation 10 years running, while the men's basketball program put together a string of seven consecutive 25-win seasons and has made the postseason every year, including a NCAA Sweet-16 run in 2011.

A former Cougar defensive back from 1978-82, Holmoe returned to BYU in July 2001 as Associate Athletics Director for Development. As part of his responsibilities, he supervised the Cougar Club, served as the department's liaison with the LDS Foundation, served on the BYU Alumni Association Board of Directors and worked on the capital campaign to raise funds for the university's new athletic facilities. Holmoe was appointed to the NCAA Division I men's basketball selection committee in 2014.

A native of La Crescenta, Calif., Holmoe came to BYU on a football scholarship in 1978. He earned first-team All-WAC honors as a senior in 1982 and was selected in the fourth round of the 1983 NFL Draft by the San Francisco 49ers. Over a seven-year NFL career, he played on three Super Bowl championship teams with the 49ers in 1984, 1988 and 1989.

After retiring from professional football, Holmoe returned to BYU to serve as a graduate assistant under LaVell Edwards from 1990-91 and later accepted an offer from Bill Walsh to become the Stanford secondary coach in 1992, where he remained for two seasons. In 1994, he returned to the 49ers as defensive backfield coach for two seasons, where he earned a fourth Super Bowl ring. Two years later Holmoe joined the University of California staff as defensive coordinator and later became the head coach from 1997-2001.

Holmoe graduated from BYU with a degree in Zoology in 1983 and received a master's degree from BYU in Athletic Administration in 1995. He and his wife, Lori, have four children and two grandchildren.



BRIAN SANTIAGO
Sr. Associate AD/Operations



JANIE RASMUSSEN
Associate AD/SWA



DALLAN MOODY
Associate AD/Finance



CHAD LEWIS
Associate AD/Development



DUFF TITTLE
Associate AD/Communications



BRIGHAM YOUNG UNIVERSITY

BYU'S HISTORY

The 1875 establishment of the Brigham Young Academy offered an academically stimulating and gospel-oriented education to 29 students. The one-acre school grounds presided over by Karl G. Maeser have since developed into 560 acres and about 300 buildings. The foundation of the University thrives with the fourfold focus of being 1) spiritually strengthening, 2) intellectually enlarging, 3) character building, leading to 4) lifelong learning and service.

Brigham Young University provides an outstanding education in an atmosphere consistent with the standards and principles of its sponsor, The Church of Jesus Christ of Latter-day Saints.



BYU has a full-time enrollment of 29,672. Students come to BYU from all 50 states and more than 110 countries.

BYU MISSION STATEMENT

The mission of Brigham Young University--founded, supported and guided by The Church of Jesus Christ of Latter-day Saints--is to assist individuals in their quest for perfection and eternal life. That assistance should provide a period of intensive learning in a stimulating setting where a commitment to excellence is expected and the full realization of human potential is pursued.

All instruction, programs and services at BYU, including a wide variety of extracurricular experiences, should make their own contribution toward the balanced development of the total person. Such a broadly prepared individual will not only be capable of meeting personal challenges and change but will also bring strength to others in the tasks of home and family life, social relationships, civic duty and service to mankind.

BYU's faculty, staff, students and administrators should be anxious to make their service and scholarship available to The Church of Jesus Christ of Latter-day Saints in furthering its work worldwide. In an era of limited enrollments, BYU can continue to expand its influence both by encouraging programs that are central to the Church's purposes and by making its resources available to the Church when called upon to do so.

We believe the earnest pursuit of this institutional mission can have a strong effect on the course of higher education and will greatly enlarge Brigham Young University's influence in a world we wish to improve.



KEVIN J WORTHEN
University President

Kevin J. Worthen began serving as the 13th president of Brigham Young University on May 1, 2014. He previously served as BYU's advancement vice president and as dean of its J. Reuben Clark Law School, where he was the Hugh W. Colton Professor of Law.



MATTHEW O. RICHARDSON
Advancement Vice President



A TOP-OF-THE-CHARTS EDUCATION

No. 1	Accounting program	<i>Business Week 2013</i>
No. 1	Least expensive private schools (MBA program)	<i>U.S. News 2012</i>
No. 1	Best value private law school	<i>National Jurist 2013</i>
No. 1	Yield: accepted students who enroll	<i>U.S. News 2014</i>
No. 2	Return on Investment (MBA Program)	<i>Business Week 2013</i>
No. 3	Undergraduate Accountancy program	<i>U.S. News 2013</i>
No. 3	Master's of Accountancy program	<i>Public Accounting Report</i>
No. 4	Graduates with the least debt	<i>U.S. News 2014</i>
No. 5	PR program: top 5 in the country	<i>PR Week Awards 2013</i>
No. 5	Grads who go on to earn doctorates	<i>NORC/NSF 2013</i>
No. 8	Graduate entrepreneurship	<i>Entrepreneur 2013</i>
No. 8	International Business	<i>U.S. News 2014</i>
No. 9	Undergraduate entrepreneurship	<i>Entrepreneur 2013</i>
No. 10	Best value school	<i>U.S. News 2014</i>
No. 11	Top graduates, rated by recruiters	<i>Wall Street Journal 2013</i>
No. 12	Undergraduate business program	<i>Business Week 2013</i>
No. 14	College in the West	<i>Forbes 2015</i>
No. 17	MBA Program	<i>Forbes 2013</i>
No. 25	Best law library	<i>National Jurist 2013</i>
No. 27	Best business school	<i>U.S. News 2014</i>
No. 27	Undergraduate business program	<i>U.S. News 2014</i>




DISTINGUISHED FACULTY

Faculty members hold advanced degrees from universities around the world. Their achievements are compelling and wide-ranging as they pursue consequential research work that is making a real difference. Alleviating hunger worldwide through more efficient agriculture, finding low-pollution energy alternatives and making significant contributions to the strengthening of families are among their many pursuits. Faculty members are regularly called upon to head national and international professional organizations and to consult with corporate and governmental entities. Above all, these high-principled men and women share an unmatched devotion to bringing the best possible education to their students.

PREPARATION FOR THE FUTURE

A strong curriculum delivered by outstanding faculty is key to the academic excellence of BYU graduates. From business management to nursing, from the humanities to engineering, the University's 11 colleges -- supported by comprehensive offerings from religious education -- continue to be internationally recognized for the quality of their education and the professional preparation they provide. In addition to the challenging course work and hands-on research, numerous programs offer academic and service outreach opportunities. Study abroad centers, distance-learning courses and worldwide performing arts tours are a few of the offerings that enrich BYU's academic experience.

BYU is in Provo, Utah, a city with a population over 116,000, located 45 miles south of Salt Lake City and 4,560 feet above sea level at the western base of the Wasatch Mountains. Provo sits in the Utah Valley, which offers a beautiful setting with 23-mile-long Utah Lake on the west and 11,750-foot Mount Timpanogos on the east. The university's approximately 560-acre main campus includes about 300 buildings. Of its buildings, 80 are for academic programs, 64 for administrative and auxiliary services and 150 for student housing.





COUGARS ON MISSIONS

One of the first questions Bronco Mendenhall was asked after becoming the head coach at BYU was what he thought about the missionary program and if he felt it helped or hurt the BYU football program.

“Serving missions is what makes this team, this university and the Church unique,” Mendenhall said. “These unique characteristics are based upon sound principles and values. Why would we not embrace them?”

Since Mendenhall has taken over the program, more than 300 of BYU's players have served or are currently serving missions.

Brigham Young University is owned and operated by The Church of Jesus Christ of Latter-day Saints. The missionary emphasis of the Church is perhaps one of its most recognized characteristics. Since the organization of the Church in 1830, over one million missionaries have served.

The Church operates 406 missions around the world in 145 nations, speaking 164 languages. A mission covers a geographic area and has a central headquarters. Each is presided over by a mission president, who is called from the ranks of the Church membership to serve for a period of three years. The mission president directs the work of the missionaries assigned to his mission.

Over 85,000 missionaries representing The Church of Jesus Christ of Latter-day Saints are currently serving proselytizing missions. Most of the Church's proselytizing missionaries are young men and women between the ages of 18 and 26. Senior couples also have opportunities to serve missions.

Missionaries work long hours—seven days a week for two years (18 months for women) and other extended periods of time for couples—teaching the gospel of Jesus Christ and participating in community service.

In addition, almost 23,000 individuals (including couples) are given special service assignments and considered Church-service missionaries. Health specialists and doctors go to developing countries where the Church's health services program teaches preventive care. Craftsmen, artisans and construction supervisors train members in local building projects. Agricultural experts train people to produce food more effectively and economically. Other mission assignments include education, family history research and leadership training.



TRUE SERVICE: Before starting his college football career, quarterback Taysom Hill (above right) took two years away from the game to serve an LDS Church mission to Australia.

The missionaries pay their own way, occasionally with assistance from friends and family who donate money to the Church to pay for their personal expenses. When his or her assignment is completed, the missionary returns home to pursue vocational, academic or other personal goals. Aside from their brief orientation at a missionary training center, missionaries receive little formal training for their ministry. Missionary preparation comes primarily from personal study and, in many cases, from examples taught in the home from childhood.

The Church of Jesus Christ of Latter-day Saints was officially organized on April 6, 1830 with six members. Today, congregations of the Church are found in more than 160 nations and territories. With more than 15 million members, it is one of the fastest growing religions in the world and one of the largest Christian churches in the United States.

The Church of Jesus Christ of Latter-day Saints is Christian, but is neither Catholic nor Protestant. Rather, it is a restoration of the original church established by Jesus Christ. For more information on the beliefs of the Church of Jesus Christ of Latter-day Saints, visit www.lds.org.



COUGAR CLUB



With the donations and support of nearly 5,000 members nationwide, the Cougar Club has helped BYU build one of America's strongest collegiate athletic programs. Through its fund-raising and promotional mission, the Cougar Club is ensuring the future success of BYU athletics.

Loyal Cougar Club members across America are building the foundation for BYU's future athletic victories. The changing nature of collegiate athletics means that to compete at the highest levels, BYU must raise more money every year. The costs associated with being one of the nation's top programs continue to rise dramatically. With that challenge in mind, the support of the Cougar Club and its members becomes an even more important key to the future growth of BYU athletics.

"The BYU donors and fans make all the difference," says Cougar Club Director Michael Middleton. "For our teams to continue to achieve national prominence, the Cougar Club needs to continue to grow."

FUNDING

Cougar Club donations are used for many vital projects, including:

- Funding the entire athletic program's recruiting expenses, helping BYU coaches to attract some of the world's premier athletes to Provo, Utah.
- Building new facilities including the Indoor Practice Facility, Student Athlete Building and Miller Baseball/Softball complex.
- Supporting the Student Athlete Academic Center, which includes sponsoring academic tutoring for student athletes, providing laptop computers for the athletes to use

when traveling and sustaining an endowment that provides spring/summer and post-eligibility scholarships that assist current and former athletes to finish their degrees.

MEMBER BENEFITS

There is a Cougar Club membership level for every fan who wants to help BYU continue to build a strong athletic tradition. Individuals and businesses annually make tax-deductible Cougar Club contributions of between \$60 and \$2,500 based on their financial ability to give and the athletic benefits they want to receive. To acknowledge the generosity of Club members, the athletic department makes a number of benefits available to Club members, including priority seating, parking passes and Club events. However, the greatest benefit of membership is knowing that the Cougar Club is helping BYU athletics continue to be one of the nation's top collegiate athletic programs.

COUGAR CLUB BENEFITS

- Seating priority for home and away sporting events, bowl games and postseason tournaments
- Tax deduction
- Parking passes
- Cougar Club Newsletter and athletic publications
- Monthly luncheons with BYU coaches and athletes
- Invitation to annual Y-Awards Banquet
- Privileges for Club events and Club travel
- Annual "Meet the Team" football event
- Discounts on exclusive BYU merchandise and commemorative memorabilia
- Cougar Club nights at Olympic sporting events
- Pregame event at home football games in Cougar Room at LaVell Edwards Stadium

STUDENT ATHLETE BUILDING



EQUIPMENT AND LOCKER ROOMS

The 75-yard-long locker room is patterned after the NFL's Philadelphia Eagles. There is also a special locker room for former BYU players who want to train in Provo during the offseason.

TRAINING FACILITIES

Sponsored by Dynatronics, this area features a rehabilitation room and a hydro area with a cold pool, a hot tub with power jets, a treadmill pool with two cameras and a doctor's office. Trainers provide electrical stimulation and ultra sound treatments as well as bikes, treadmills and Cybex machines.

STRENGTH AND CONDITIONING CENTER

Most of the Strength and Conditioning Center's equipment was custom built by Free Motion and is sponsored by Icon Health and Fitness. Among the features are 12 full power racks with platforms, seven half racks, three jerk racks, Sorinex hurricane racks, reverse hypers, Agaton Fitness Systems, an outdoor mondo plyometric warmup area, two super leg drive sleds, two different dumbbell areas and a medicine ball wall. The first floor also has a nutrition area sponsored by Pharmanex. The second floor is the speed development area and has Tomahawk spinning bikes and TVs, five Nordic Track incline trainers, three Versaclimbers, two Scifit upper body bikes, Woodway force treadmills, H/P Cosmos treadmills with Pneu Weight devices, vibratory boards, a step mill, a turf agility drill area with resistance and a testing area.

STUDENT ATHLETE ACADEMIC CENTER

Tutors and mentors work through these offices. Athletes have access to 42 computer stations, an interactive classroom, 10 small study areas and one large quiet room. Also on staff are a sports psychologist and a nutritionist.

LEGENDS GRILLE

Fans, coaches and athletes can view 11 plasma TV screens, a ticker tape with world wide sports scores or view specialty events on a projection screen while catching a bite to eat.

INDOOR PRACTICE FACILITY

The IPF is 106,000 square feet and among its features are two artificial turf fields (55 yards & 65 yards), retractable goalposts on each end, a sideline staging facility for offensive linemen and four batting cages. The indoor surface is field turf and the building features four video platforms located 40 feet above the playing surface. The IPF serves as an indoor practice arena for the football, soccer, golf, baseball and softball teams and a variety of other sports programs, including extramurals and intramurals.



LAVELL EDWARDS STADIUM

PICTURE PERFECT

With its 63,470-seat capacity, new video walls and immaculate press boxes, LaVell Edwards Stadium is home to legendary BYU football. Since its expansion in 1982, the stadium has consistently ranked among the nation's top 30 in attendance every year. Some of the stadium's well-known features include a box-bowl seating configuration, a grass playing surface and a four-level press box.

THE FIELD

The field is covered with a sand-based natural turf capable of draining eight inches of rain per hour. The well-kept grass field is consistently deemed one of the best in the country.

EXPANSION/SEATING CAPACITY

As a result of increased seating demands, BYU made yet another renovation in 1982, adding stands to the north and south end zones, lowering the field eight feet and removing the track surrounding the field (which hosted the 1967 and 1975 NCAA Track and Field Championships). The stadium expansion increased the seating capacity to over 65,000. The crowd of 64,253 that gathered for BYU's first game in the expanded stadium on September 25, 1982 was reportedly "the largest gathering ever in Utah history" at the time. In 2003 BYU added a luxury "Club Seating" area to the east stands taking the capacity of Edwards Stadium down to 64,045. In 2010 and 2011 BYU created additional wheelchair access inside the stadium, which reduced the capacity by 575 seats to 63,470.

"YOU GUYS WILL AGREE THAT [LAVELL EDWARDS] STADIUM IS ONE OF THE PRETTIEST SETTINGS OF COLLEGE FOOTBALL. THIS STADIUM IS JUST UNBELIEVABLE."

— KIRK HERBSTREIT
ESPN COLLEGE FOOTBALL ANALYST



**BEST ATTENDANCE
IN THE WEST (2014)**

School	Attendance
1. UCLA	76,650
2. USC	73,272
3. Washington	64,508
4. Arizona State	57,179
5. BYU	57,141

**BEST ATTENDANCE
NON-POWER 5 CONFERENCE (2014)**

School	Attendance
1. Notre Dame (Ind.)	80,795
2. BYU (Ind.)	57,141
3. East Carolina (AAC)	44,786
4. UCF (AAC)	37,812
5. Army (Ind.)	34,262

**TOP 10 STADIUM CROWDS
(AFTER 2003 STADIUM MODIFICATIONS)**

Date	Opponent	Attendance
Sept. 4, 2004	Notre Dame	65,251
Nov. 24, 2007	Utah	64,749
Oct. 24, 2009	TCU	64,641
Sept. 1, 2007	Arizona	64,525
Oct. 20, 2007	Eastern Washington	64,522
Sept. 22, 2007	Air Force	64,502
Nov. 22, 2003	Utah	64,486
Nov. 3, 2007	Colorado State	64,441
Nov. 19, 2005	Utah	64,312
Nov. 28, 2009	Utah	64,301

**TOP 5 STADIUM CROWDS
(BEFORE 2003 STADIUM MODIFICATIONS)**

Date	Opponent	Attendance
Oct. 16, 1993	Notre Dame	66,247
Sept. 8, 1990	Miami	66,235
Nov. 17, 2001	Utah	66,149
Nov. 18, 1989	Utah	66,110
Nov. 11, 1989	Air Force	66,089



YEARLY ATTENDANCE (1987-2014)

Year	Gm	Home	Avg.	Total
2014	6	342,842	57,141	616,563
2013	6	367,349	61,225	661,813
2012	6	366,965	61,161	643,887
2011	7	421,858	60,265	670,655
2010	6	368,283	61,380	642,535
2009	6	385,416	64,236	626,495
2008	6	384,613	64,102	657,439
2007	6	386,980	64,497	645,653
2006	6	363,146	60,524	595,587
2005	6	349,222	58,204	590,549
2004	6	350,849	58,475	529,022
2003	6	369,003	61,500	643,737
2002	6	373,055	62,176	587,062
2001	6	362,699	60,450	596,980
2000	6	363,711	60,619	639,249
1999	6	391,111	65,185	545,105
1998	6	376,210	62,702	697,281
1997	6	389,362	64,894	548,246
1996	7	440,576	62,939	701,529
1995	6	371,780	61,963	555,256
1994	6	364,913	60,819	619,046
1993	6	392,676	65,446	566,617
1992	6	390,476	65,079	638,626
1991	6	394,978	65,830	689,029
1990	6	396,011	66,002	610,054
1989	6	392,252	65,375	567,994
1988	6	386,774	64,462	621,337
1987	6	391,335	65,223	603,745

LAVELL EDWARDS STADIUM
HOME RECORD (1964-2014)

1964	3-2	1990	6-0
1965	3-1	1991	6-0
1966	4-2	1992	4-2
1967	5-0	1993	3-3
1968	0-5	1994	4-2
1969	4-1	1995	4-2
1970	3-2	1996	7-0
1971	1-3	1997	4-2
1972	3-2	1998	6-0
1973	3-3	1999	4-2
1974	4-1	2000	4-2
1975	3-2	2001	6-0
1976	5-1	2002	4-2
1977	5-0	2003	1-5
1978	4-1	2004	3-3
1979	5-0	2005	3-3
1980	6-0	2006	6-0
1981	4-1	2007	6-0
1982	4-1	2008	6-0
1983	5-0	2009	4-2
1984	6-0	2010	5-1
1985	5-1	2011	6-1
1986	4-2	2012	5-1
1987	4-2	2013	5-1
1988	6-0	2014	4-2
1989	5-1	Total	225-69





NEBRASKA

Sep. 5 • Lincoln, NE • Memorial Stadium (87,000) • TBA



CORNHUSKERS

Location Lincoln, Neb.
 Stadium Memorial Stadium
 Capacity 87,000
 Surface FieldTurf
 Colors Scarlet and Cream
 Nicknames ... Cornhuskers or Huskers
 Founded 1869
 Conference Big Ten
 Chancellor Harvey S. Perlman
 Enrollment 25,026
 Athletic Director Shawn Elchorst

SERIES INFORMATION

Record vs. Nebraska: First meeting
 In Lincoln: 0-0
 Neutral Sites: 0-0
 In Provo: 0-0
 Last Meeting: N/A
 Result: N/A

2015 SCHEDULE

Sept. 5 BYU
 Sept. 12 South Alabama
 Sept. 19 at Miami
 Sept. 26 Southern Miss
 Oct. 3 at Illinois
 Oct. 10 Wisconsin
 Oct. 17 at Minnesota
 Oct. 24 Northwestern
 Oct. 31 at Purdue
 Nov. 7 Michigan State
 Nov. 14 at Rutgers
 Nov. 27 Iowa
 Dec. 5 Big Ten Championship

2014 RESULTS

Aug. 30 Florida Atlantic W 55-7
 Sept. 6 McNeese State W 31-24
 Sept. 13 at Fresno State W 55-19
 Sept. 20 Miami W 41-31
 Sept. 27 Illinois W 45-14
 Oct. 4 at Michigan St. L 27-22
 Oct. 18 at Northwestern W 38-17
 Oct. 25 Rutgers W 42-24
 Nov. 1 Purdue W 35-14
 Nov. 15 at Wisconsin L 59-24
 Nov. 22 Minnesota L 28-24
 Nov. 28 at Iowa W 37-34 OT
 Dec. 27 vs. USC L 45-42

TEAM INFORMATION

2014 Record 9-4
 Big Ten Rec. 5-3
 Final Ranking N/A
 Last Bowl 2014 Holiday Bowl,
 lost to USC, 45-42
 Starters returning 17
 Starters lost 10
 Offensive system Multiple
 Defensive system 4-3

RETURNING STATISTICAL LEADERS

Passing QB Tommy Armstrong
 184-345-12, 2,695 yds, 22 TD
 Rushing QB Tommy Armstrong
 145 att, 705 yards, 6 TD
 Receiving WR Westerkamp
 44 rec. 747 yards, 5 TD
 Defense S Nate Gerry
 88 tackles, 7 TFL, 0.5 sacks, 5 INT,
 2 FF, 1 FR

SPORTS INFORMATION

Media Relations: Keith Mann
 Office Phone: (402) 472-2263
 SID Fax: (402) 472-2005
 Press Box: (402) 472-2279
 E-mail: kmann@huskers.com
 Website: www.huskers.com

HEAD COACH

Mike Riley

Alabama (1975)
 Record at Nebraska: First Season
 NCAA head coaching record: 93-80
 Misc: Head coach in NFL, CFL and
 WFL

ASSISTANT COACHES

Mark Banker ... Defensive Coordinator
 Danny Langsdorf Offensive
 Coordinator/QBs
 Bruce Read Special Teams
 Trent Bray Linebackers
 Mike Cavanaugh Offensive Line
 Reggie Davis Running backs
 Hank Hughes Defensive Line
 Brian Stewart Defensive backs
 Keith Williams Wide receivers
 Mark Phillipp Strength and
 Conditioning
 Dan Van De Riet Operations

BOISE STATE

Sept. 12 • Boise, ID • Albertsons Stadium (36,387) • ESPN or ESPN2 • TBA



BOISE STATE QUICK FACTS

Location Boise, Idaho
 Stadium Albertsons Stadium
 Capacity 36,387
 Surface Blue Field Turf
 Colors Blue and Orange
 Nicknames Broncos
 Founded 1932
 Conference Mountain West
 President Dr. Robert Kustra
 Enrollment 22,259
 Athletic Director Mark Coyle

SERIES INFORMATION

Record vs. Boise State: 1-4
 In Boise: 0-3
 Neutral Sites: 0-0
 In Provo: 1-1
 Last Meeting: Oct. 24, 2014
 Result: Boise State won 55-30

2015 SCHEDULE

Sept. 4 Washington
 Sept. 12 at BYU
 Sept. 18 Idaho State
 Sept. 25 at Virginia
 Oct. 3 Hawai'i
 Oct. 10 at Colorado State
 Oct. 17 at Utah State
 Oct. 24 Wyoming
 Oct. 31 at UNLV
 Nov. 14 New Mexico
 Nov. 21 Air Force
 Nov. 28 at San Jose State

2014 RESULTS

Aug. 28 Ole Miss L 35-13
 Sept. 6 Colorado St. W 37-24
 Sept. 13 at Connecticut W 38-21
 Sept. 20 Louisiana-Laf. W 34-9
 Sept. 27 at Air Force L 28-14
 Oct. 4 at Nevada W 51-46
 Oct. 17 Fresno St. W 37-27
 Oct. 24 BYU W 55-30
 Nov. 8 at New Mexico W 60-49
 Nov. 15 San Diego St. W 38-29
 Nov. 22 at Wyoming W 63-14
 Nov. 29 Utah St. W 50-19
 Dec. 6 Fresno St. W 28-14
 Dec. 31 vs. Arizona W 38-30

TEAM INFORMATION

2014 Record 12-2
 MW Rec. 7-1
 Final Ranking 16
 Last Bowl..... 2015 Vizio Fiesta Bowl,
 defeated Arizona, 38-30
 Starters returning 19
 Starters lost 6
 Offensive system Multiple
 Defensive system Multiple

RETURNING STATISTICAL LEADERS

Passing QB Ryan Finley
 12-27-1, 161 yards, 2 TD
 Rushing .WR Shane Williams-Rhodes
 15 att, 179 yards, 0 TD
 Receiving WR Shane Williams-
 Rhodes
 68 rec, 585 yards, 7 TD
 Defense LB Tanner Vallejo
 100 tackles, 16.5 TFL, 3.0 sacks,
 3 FR

SPORTS INFORMATION

Media Relations: Joe Nickell
 Office Phone: (208) 426-3868
 Cell Phone: (208) 631-5483
 SID Fax: (208) 426-1778
 Press Box: (208) 426-1408
 E-mail: joenickell@boisestate.edu
 Website: www.broncosports.com

HEAD COACH

Bryan Harsin

Boise St. (1999)
 Record at Boise St.: 12-2
 Div I-A head coaching record: 19-7
 Misc: Played QB at Boise St. from
 1995-99

ASSISTANT COACHES

Kent Riddle Assoc. Head Coach/
 Running Backs/
 Special Teams Coord.
 Steve Caldwell Asst Head Coach/
 Defensive Line
 Eliah Drinkwitz Offensive Coord./
 Quarterbacks
 Marcel Yates Defensive Coord.
 Junior Adams Wide Receivers
 Andy Avalos Linebackers
 Julius Brown Secondary
 Scott Huff Offensive Line
 Lee Marks Running Backs
 Jeff Pitman Strength
 and Conditioning



UCLA

Sep. 19 • Pasadena, CA • Rose Bowl (91,136) • Fox Sports 1 • 7:30 p.m. PT



BRUINS QUICK FACTS

Location Pasadena, Calif.
 Stadium Rose Bowl
 Capacity 91,136
 Surface Natural Grass
 Colors Blue and Gold
 Nicknames Bruins
 Founded 1882
 Conference Pac-12
 Chancellor Dr. Gene Block
 Enrollment 40,500
 Athletic Director Dan Guerrero

SERIES INFORMATION

Record vs. UCLA: 3-7
 In Pasadena: 1-3
 Neutral Sites: 1-1
 In Provo: 1-3
 Last Meeting: Sept. 13, 2008
 Result: BYU won, 59-0

2015 SCHEDULE

Sept. 5 Virginia
 Sept. 12 at UNLV
 Sept. 19 BYU
 Sept. 26 at Arizona
 Oct. 3 Arizona State
 Oct. 15 at Stanford
 Oct. 22 California
 Oct. 31 Colorado
 Nov. 7 at Oregon State
 Nov. 14 Washington State
 Nov. 21 at Utah
 Nov. 28 at USC

2014 RESULTS

Aug. 30 at Virginia W 28-20
 Sept. 6 Memphis W 42-35
 Sept. 13 at Texas W 20-17
 Sept. 25 at Arizona St. W 62-27
 Oct. 4 Utah L 30-28
 Oct. 11 Oregon L 42-30
 Oct. 18 at California W 36-34
 Oct. 25 at Colorado W 40-37/20T
 Nov. 1 Arizona W 17-7
 Nov. 8 at Washington W 44-30
 Nov. 22 USC W 38-20
 Jan. 2 vs. Kansas St. W 40-35

TEAM INFORMATION

2014 Record 10-3
 Pac-12 Rec. 6-3
 Final Ranking 10
 Last Bowl..2015 Valero Alamo Bowl,
 defeated Kansas State 40-35
 Starters returning 18
 Starters lost 4
 Offensive system Multiple
 Defensive system Multiple

RETURNING STATISTICAL LEADERS

Passing QB Jerry Neuheisel
 26-39-1, 194 yards, 2 TD
 Rushing RB Paul Perkins
 251 att, 1575 yards, 9 TD
 Receiving WR Jordan Payton
 67 rec, 954 yards, 7 TD
 Defense LB Myles Jack
 88 tackles, 8.0 TFL, 1 INT,

SPORTS INFORMATION

Media Relations: Steve Rourke
 Office Phone: (310) 206-8187
 Cell Phone: (310) 798-9382
 SID Fax: (310) 825-8664
 Press Box: (626) 397-4210
 E-mail: srourke@athletics.ucla.edu
 Website: www.uclabruins.com

HEAD COACH

Jim Mora

Washington (1984)
 Record at UCLA: 29-11 (3 years)
 NCAA head coaching record: 29-11
 Misc: Spent nearly 25 years coach-
 ing in the NFL

ASSISTANT COACHES

Adrian Klemm . Assoc. HC/Run game
 coordinator/Offensive line
 Demetrice Martin . Asst. HC, Defense/
 Secondary
 Tom Bradley Defensive coordinator
 Noel Mazzone .. Offensive coordinator
 Taylor Mazzone QB Coach
 Angus McClure Defensive line/
 Recruiting coordinator
 Kennedy Polamalu Running backs
 Eric Yarber Wide Receivers
 Scott White Linebackers/Special
 Teams
 Patrick Girardi Director of Player
 Personnel
 Sal Alosi ...Strength and Conditioning



CONNECTICUT

Oct. 2 • Provo, UT • LaVell Edwards Stadium (63,470) • ESPN or ESPN2 • 8:15 p.m. MT



CONNECTICUT QUICK FACTS

Location Storrs, Conn.
 Stadium Rentschler Field
 Capacity.....40,000
 Surface..... Natural Grass
 Colors..National Flag Blue and White
 Nicknames..... Huskies, UConn
 Founded1881
 Conference.....American Athletic
 President..... Dr. Susan Herbst
 Enrollment30,256
 Athletic Director Warde Manuel

SERIES INFORMATION

Record vs. Connecticut: 1-0
 In Hartford: 1-0
 Neutral Sites: 0-0
 In Provo: 0-0
 Last Meeting: Aug. 29, 2014
 Result: BYU won, 35-10

2014 SCHEDULE

Sept. 3 Villanova
 Sept. 12 Army
 Sept. 19 at Missouri
 Sept. 26 Navy
 Oct. 2 at BYU
 Oct. 10 at UCF
 Oct. 17 USF
 Oct. 24 at Cincinnati
 Oct. 30 East Carolina
 Nov. 7 at Tulane
 Nov. 21 Houston
 Nov. 28 at Temple

2014 RESULTS

Aug. 29 BYU L 35-10
 Sept. 6 Stony Brook W 19-16
 Sept. 13 Boise State L 38-21
 Sept. 19 at USF L 19-14
 Sept. 27 Temple L 36-10
 Oct. 11 at Tulane L 12-3
 Oct. 23 at East Carolina L 31-21
 Nov. 1 UCF W 37-29
 Nov. 8 vs. Army L 35-21
 Nov. 22 Cincinnati L 41-0
 Nov. 29 at Memphis L 41-10
 Dec. 6 SMU L 27-20

TEAM INFORMATION

2014 Record..... 2-10
 AAC Rec. 1-7
 Final Ranking N/A
 Last Bowl.....2010 Tostitos Fiesta,
 lost to Oklahoma, 48-20
 Starters returning13
 Starters lost.....9
 Offensive systemI
 Defensive system 4-3

RETURNING STATISTICAL LEADERS

PassingQB Tim Boyle
 43-82-3, 335 yards, 1 TD
 Rushing.....RB Ron Johnson
 114 rec, 429 yards 3 TD
 Receiving WR Noel Thomas
 26 rec, 305 yards, 4 TD
 Defense LB Marquise Vann
 105 tackles, 7.0 TFL, 0.5 sacks,
 1 FF

SPORTS INFORMATION

Media Relations: Mike Enright
 Office Phone: (860) 486-2144
 SID Fax: (860) 486-5085
 Press Box: 860-610-4778
 E-mail: mike.enright@uconn.edu
 Website: www.uconnhuskies.com

HEAD COACH

Bob Diaco

Iowa (1995)
 Record at Connecticut: 2-10
 NCAA head coaching record: 2-10
 Misc: Asst. Head Coach at Notre
 Dame 2012-13

ASSISTANT COACHES

Don Patterson.Assistant Head Coach,
 Tight ends
 Frank Verducci.Offensive coordinator/
 Running backs
 Mike CummingsOffensive line/Co-Off.
 Coordinator
 Anthony PoindexterDef. Coord./
 Safeties
 Wayne Lineburg.....Quarterbacks
 Vincent Brown.....Co-Def. Coord/
 Linebackers
 Kevin Wolthausen Recruit Coord./
 Defensive Line
 David Corley..... Wide receivers, SP
 teams coordinator
 Josh Reardon Cornerbacks/
 Co-Sp. Teams Coord.
 Matt BallsStrength & Conditioning
 Coord.

EAST CAROLINA

Oct. 10 • Provo, UT • LaVell Edwards Stadium (63,470) • TBA



EAST CAROLINA QUICK FACTS

Location Greenville, N.C.
 Stadium Dowdy-Ficklin Stadium
 Capacity 50,000
 Surface Natural Grass
 Colors Purple, Gold
 Nicknames Pirates
 Founded 1907
 Conference American Athletic
 Chancellor Dr. Steve Ballard
 Enrollment 27,000
 Athletic Director Jeff Compher

SERIES INFORMATION

Record vs. ECU: First Meeting
 In Greenville: 0-0
 Neutral Sites: 0-0
 In Provo: 0-0
 Last Meeting: N/A
 Result: N/A

2015 SCHEDULE

Sept. 5 Towson
 Sept. 12 at Florida
 Sept. 19 at Navy
 Sept. 26 Virginia Tech
 Oct. 3 at SMU
 Oct. 10 at BYU
 Oct. 17 Tulsa
 Oct. 22 Temple
 Oct. 30 at UConn
 Nov. 7 USF
 Nov. 19 at UCF
 Nov. 28 Cincinnati

2014 RESULTS

Aug. 30 NC Central W 52-7
 Sept. 6 at South Carolina L 33-23
 Sept. 13 at Virginia Tech W 28-21
 Sept. 20 North Carolina W 70-41
 Oct. 4 SMU W 45-24
 Oct. 11 at USF W 28-17
 Oct. 23 UConn W 31-21
 Nov. 1 at Temple L 20-10
 Nov. 13 at Cincinnati L 54-46
 Nov. 22 Tulane W 34-6
 Nov. 28 at Tulsa W 49-32
 Dec. 4 UCF L 32-30
 Jan. 3 Florida L 28-20

TEAM INFORMATION

2014 Record 8-5
 AAC Rec. 5-3
 Final Ranking N/A
 Last Bowl... 2015 Birmingham Bowl,
 lost to Florida 28-20
 Starters returning 14
 Starters lost 14
 Offensive system Spread
 Defensive system Multiple 3-4

RETURNING STATISTICAL LEADERS

Passing QB Kurt Benkert
 8-10-1, 58 yards, 0 TD
 Rushing RB Chris Hairston
 79 att, 528 yards, 2 TD
 Receiving WR Isaiah Jones
 81 rec, 830 yards, 5 TD
 Defense LB Zeek Bigger
 140 tackles, 3.5 TFL, 2 INT, 1 FR

SPORTS INFORMATION

Media Relations: Tom McClellan
 Office Phone: (252) 737-1274
 Cell Phone: (252) 737-1274
 Press Box: (252) 328-4697
 E-mail: mcclellant@ecu.edu
 Website: www.ecupirates.com

HEAD COACH

Ruffin McNeill

East Carolina (1980)
 Record at ECU: 37-27
 NCAA head coaching record: 38-27
 Misc: Coached with BYU's Robert
 Anae at Texas Tech (2000-04)

ASSISTANT COACHES

John Wiley Assoc. Head Coach/Inside
 Receivers
 Donnie Kirkpatrick Asst. Head Coach/
 Inside Receivers
 Rick Smith Defensive coordinator/
 secondary
 Duane Price Outside linebackers
 Mark Yellock Defensive line
 Dave Nichol Offensive coordinator/
 Quarterbacks
 Brad Davis. Run game coordinator/OL
 Kirk Doll . Special Teams Coordinator/
 Running backs
 Garrett Riley Outside receivers



CINCINNATI

Oct. 16 • Provo, UT • LaVell Edwards Stadium (63,470) • ESPN • 6 p.m. MT



CINCINNATI QUICK FACTS

Location Cincinnati, Ohio
 Stadium Nippert Stadium
 Capacity 40,000
 Surface FieldTurf
 Colors Red and Black
 Nicknames Bearcats
 Founded 1819
 Conference American Athletic
 President Dr. Santa Jeremy Ono
 Enrollment 42,656
 Athletic Director Mike Bohn

SERIES INFORMATION

Record vs. Cincinnati: First Meeting
 In Cincinnati: 0-0
 Neutral Sites: 0-0
 In Provo: 0-0
 Last Meeting: N/A
 Result: N/A

2015 SCHEDULE

Sept. 5 Alabama A&M
 Sept. 12 Temple
 Sept. 19 at Miami
 Sept. 24 at Memphis
 Oct. 1 Miami
 Oct. 16 at BYU
 Oct. 24 UConn
 Oct. 31 UCF
 Nov. 7 at Houston
 Nov. 14 Tulsa
 Nov. 20 at USF
 Nov. 28 at East Carolina

2014 RESULTS

Sept. 12 Toledo W 58-34
 Sept. 20 Miami (Ohio) W 31-24
 Sept. 27 at Ohio State L 50-28
 Oct. 4 Memphis L 41-14
 Oct. 11 at Miami L 55-34
 Oct. 18 at SMU W 41-3
 Oct. 24 USF W 34-17
 Oct. 31 at Tulane W 38-14
 Nov. 13 East Carolina W 54-46
 Nov. 22 at UConn W 41-0
 Nov. 29 at Temple W 14-6
 Dec. 6 vs. Houston W 38-30
 Dec. 27 vs. Va Tech L 33-17

TEAM INFORMATION

2014 Record 9-4
 MW Rec. 7-1
 Final Ranking N/A
 Last Bowl 2014 Military Bowl, lost to
 Virginia Tech 33-17
 Starters Returning 16
 Starters lost 10
 Offensive system Multiple
 Defensive system Multiple

RETURNING STATISTICAL LEADERS

Passing QB Gunner Kiel
 233-390-13, 3,254 yards, 31 TD
 Rushing RB Mike Boone
 101 att, 650 yards, 9 TD
 Receiving WR Shaq Washington
 66 rec, 761 yards, 4 TD
 Defense S Zach Edwards
 121 tackles, 3.5 TFL, 2 INT, 1 FF

SPORTS INFORMATION

Media Relations: Ryan Kolsen
 Office Phone: (513) 556-5186
 Cell Phone: (513) 497-3132
 SID Fax: (513) 556-0619
 Press Box: (513) 455-4860
 E-mail: hartleyc@unr.edu
 Website: www.gobearcats.com

HEAD COACH

Tommy Tuberville

Southern Arkansas (1976)
 Record at Cincinnati: 18-8 (3rd year)
 NCAA head coaching record: 149-85
 Misc: Defensive coach for Miami in
 BYU's win over the No. 1 Hurricanes
 in 1990

ASSISTANT COACHES

Robert Prunty Assoc. Head Coach/
 Co-Defensive Coord/DL
 Steve Clinkscale Co-Defensive
 Coordinator/Defensive backs
 Eddie Gran Offensive coordinator/
 Running backs
 Darren Hiller Offensive line
 Darin Hinshaw Passing game coordi-
 nator/QB
 Kenny Ingram Defensive tackles
 Jeff Koonz Linebackers
 Ty Linder Sp Teams Coordinator/TE
 Blake Rolan Wide receivers
 Joe Walker Strength and Cond.

WAGNER

Oct. 24 • Provo, UT • LaVell Edwards Stadium (63,470) • BYUtv • 1 p.m. MT



WAGNER QUICK FACTS

Location Staten Island, N.Y.
 Stadium Wagner College Stadium
 Capacity 3,500
 Surface Field Turf
 Colors Green and white
 Nicknames Seahawks
 Founded 1883
 Conference Northeast
 President Dr. Richard Guarasci
 Enrollment 2,100
 Athletic Director Walt Hameline

SERIES INFORMATION

Record vs. Wagner: First meeting
 In Staten Island: 0-0
 Neutral Sites: 0-0
 In Provo: 0-0
 Last Meeting: N/A
 Result: N/A

2015 SCHEDULE

Sept. 5 at Rice
 Sept. 19 Monmouth
 Sept. 26 Lafayette
 Oct. 3 Robert Morris
 Oct. 10 at Columbia
 Oct. 17 at Saint Francis U
 Oct. 24 at BYU
 Oct. 31 at Duquesne
 Nov. 7 Bryant
 Nov. 14 Central Connecticut
 Nov. 21 Sacred Heart

2014 RESULTS

Aug. 30 at Georgetown W 21-3
 Sept. 6 at FIU L 34-3
 Sept. 13 Monmouth L 21-16
 Sept. 27 Lafayette L 35-23
 Oct. 4 Alderson Brodd. W 26-0
 Oct. 11 Saint Francis U W 46-39
 Oct. 25 at Cen. Conn W 20-10
 Nov. 1 Sacred Heart L 23-7
 Nov. 8 at Robert Morris W 20-0
 Nov. 15 Duquesne W 23-13
 Nov. 22 at Bryant W 23-20

TEAM INFORMATION

2014 Record 7-4
 NEC Rec. 5-1
 Final Ranking N/A
 Last Bowl N/A

RETURNING STATISTICAL LEADERS

Passing QB Chris Andrews
 51-121-3, 657 yds, 3 TD
 Rushing RB Otis Wright
 158 att, 562 yards, 6 TD
 Receiving WR Lloyd Smith
 28 rec, 361 yards, 1 TD
 Defense LB Greg Hilliard
 48 tackles, 2.0 sacks, 2 INT, 1 BLK

SPORTS INFORMATION

Media Relations: John Beisser
 Office Phone: (718) 390-3227
 E-mail: john.beisser@wagner.com
 Website: www.wagnerathletics.com

HEAD COACH

John Houghtaling

Binghamton (2004)
 Wagner: 0-0 (First season)
 NCAA head coaching record: 0-0
 Misc: Spent seven seasons as assistant at Wagner

ASSISTANT COACHES

Tony Brinson Linebackers/Special
 Teams Coordinator
 Custavious Patterson Off. coord./
 Quarterbacks
 Ryan Fullen Defensive coordinator
 Stefon Wheeler Offensive line
 Patrick Gibbons Running backs
 Alvin Smith Defensive line
 David Frederickson.. Tackles and tight
 ends
 Max Wassel Inside linebackers
 Eric Franklin Defensive backs
 Brian Tacz Strength and Cond.



SAN JOSE STATE

Nov. 6 • San Jose, CA • Spartan Stadium (30,456) • CBSSports • 8:30 p.m. PT



SAN JOSE STATE QUICK FACTS

Location San Jose, Calif.
 Stadium Spartan Stadium
 Capacity 30,456
 Surface Synthetic Turf
 Colors Golf, White and Blue
 Nicknames Spartans
 Founded 1857
 Conference Mountain West
 President Mohammad Qayoumi
 Enrollment 31,278
 Athletic Director Gene Bleymaier

SERIES INFORMATION

Record vs. SJSU: 6-10
 In San Jose: 2-6
 Neutral Sites: 0-0
 In Provo: 4-4
 Last Meeting: Nov. 17, 2012
 Result: BYU lost 20-14

2015 SCHEDULE

Sept. 3 New Hampshire
 Sept. 12 at Air Force
 Sept. 19 at Oregon State
 Sept. 26 Fresno State
 Oct. 3 at Auburn
 Oct. 10 at UNLV
 Oct. 17 San Diego State
 Oct. 24 New Mexico
 Nov. 6 BYU
 Nov. 14 at Nevada
 Nov. 21 at Hawai'i
 Nov. 27 Boise State

2014 RESULTS

Aug. 28 North Dakota W 42-10
 Sept. 6 at Auburn L 59-13
 Sept. 20 at Minnesota L 24-7
 Sept. 27 Nevada L 21-10
 Oct. 4 UNLV W 33-10
 Oct. 18 at Wyoming W 27-20/OT
 Oct. 25 at Navy L 41-31
 Nov. 1 Colorado St. L 38-31
 Nov. 8 at Fresno St. L 38-24
 Nov. 15 Hawai'i L 13-0
 Nov. 21 at Utah St. L 41-7
 Nov. 29 at SDSU L 38-7

TEAM INFORMATION

2014 Record 3-9
 MW Rec. 2-6
 Final Ranking N/A
 Last Bowl 2011 Military Bowl,
 defeated Bowling Green 29-20
 Starters returning 16
 Starters lost 6
 Offensive system Multiple
 Defensive system 4-3

RETURNING STATISTICAL LEADERS

Passing QB Joe Gray
 210-330-9, 2,305 yards, 11 TD
 Rushing RB Tyler Ervin
 158 att, 888 yards, 4 TD
 Receiving WR Tyler Winston
 78 rec, 694 yards, 5 TD
 Defense LB Christian Tago
 96 tackles, 5.0 TFL

SPORTS INFORMATION

Media Relations: Lawrence Fan
 Office Phone: (408) 924-1217
 Cell Phone: (408) 768-3424
 SID Fax: (408) 924-1291
 Press Box: (408) 924-1234
 E-mail: lawrence.fan@sjsu.edu
 Website: www.sjsuspartans.com

HEAD COACH

Ron Caragher

UCLA (1990)
 Record at San Jose State: 9-15
 NCAA head coaching record: 53-37
 Misc: Played quarterback at UCLA
 from 1985-89

ASSISTANT COACHES

Al Borges Offensive coordinator/QB
 coach
 Jimmy Dougherty Wide receivers/
 Asst. head coach/Passing game coor-
 dinator
 Dan Ferrigno Special teams
 coordinator/TE
 James Jones Defensive line
 Greg Robinson Defensive coordinator/
 LB
 Andrew Rolin Running backs
 Joe Staab Outside linebackers
 Adam Stenavich Offensive line
 Donte Williams Defensive backs
 Marc Baker GA Defense
 Nicholas Kaspar GA defense
 Matt Peleti GA offense
 Gary Uribe Head athletic
 performance coach
 Kirk Jones Director of Football
 Operations

MISSOURI

Nov. 14 • Kansas City, MO • Arrowhead Stadium (Kansas City Chiefs - 79,451) • TBA



MISSOURI QUICK FACTS

LocationColumbia, Mo.
 Stadium Faurot Field
 Capacity.....71,168
 Surface.....FieldTurf
 Colors.....Old Gold and Black
 Nicknames Tigers
 Founded1839
 Conference..... Southeastern
 President..... Timothy M. Wolfe
 Enrollment34,441
 Athletic DirectorMike Alden

SERIES INFORMATION

Record vs. Missouri: 1-0
 In Columbia: 0-0
 Neutral Sites: 1-0
 In Provo: 0-0
 Last Meeting: Dec. 23, 1983
 Result: BYU won, 21-17

2015 SCHEDULE

Sept. 5 vs. SEMO
 Sept. 12 at Arkansas State
 Sept. 19 UConn
 Sept. 26 at Kentucky
 Oct. 3 South Carolina
 Oct. 10 Florida
 Oct. 17 at Georgia
 Oct. 24 at Vanderbilt
 Nov. 5 Mississippi State
 Nov. 14 vs. BYU
 Nov. 21 Tennessee
 Nov. 28 at Arkansas

2014 RESULTS

Aug. 30 S. Dakota St. W 38-18
 Sept. 6 at Toledo W 49-24
 Sept. 13 UCF W 38-10
 Sept. 20 Indiana L 31-27
 Sept. 27 at S. Carolina W 21-20
 Oct. 11 Georgia L 34-0
 Oct. 18 at Florida W 42-13
 Oct. 25 Vanderbilt W 24-14
 Nov. 1 Kentucky W 20-10
 Nov. 15 at Texas AM W 34-27
 Nov. 22 at Tennessee W 29-21
 Nov. 28 Arkansas W 21-14
 Dec. 6 vs. Alabama L 42-13
 Jan. 1 vs. Minnesota W 33-17

TEAM INFORMATION

2014 Record..... 11-3
 SEC Rec..... 7-1
 Final Ranking.....11/14
 Last Bowl..... 2015 Citrus Bowl,
 defeated Minnesota 33-17
 Starters returning14
 Starters lost.....11
 Offensive systemSpread
 Defensive system 4-3

RETURNING STATISTICAL LEADERS

Passing.....QB Maty Mauk
 221-414-13, 2,648 yards, 25 TD
 Rushing.....RB Russell Hansbrough
 205 att, 1084 yards, 10 TD
 Receiving.....TE Sean Culkin
 20 rec, 174 yards, 1 TD
 DefenseLB Kentrel Brothers
 122 tackles, 5.0 TFL, 1.0 sacks,
 3 FF

SPORTS INFORMATION

Media Relations: Chad Moller
 Office Phone: (573) 882-0712
 Cell Phone: (573) 268-3110
 SID Fax: (573) 882-4720
 Press Box: (573) 882-7311
 E-mail: mollercc@missouri.edu
 Website: www.mutigers.com

HEAD COACH

Gary Pinkel

Kent State (1975)
 Record at Missouri 113-66
 NCAA head coaching record: 186-103-3
 Misc: 2014 SEC Coach of the Year

ASSISTANT COACHES

Andy Hill Associate HC/Quarterbacks
 Josh Henson ...Offensive coordinator/
 TE/Offensive Line
 Barry Odom Def. coordinator/LB
 Cornell Ford..... Cornerbacks
 Brian Jones..... Running backs
 Craig Kuligowski Defensive line
 A.J. RickerOffensive line
 Ryan WaltersSafeties
 Pat Washington..... Receivers
 Dan Hopkins Director of Football
 Operations

Nov. 21 • Provo, UT • LaVell Edwards Stadium (63,470) • TBA



Location	Fresno, Calif.
Stadium	Bulldog Stadium
Capacity	41,031
Surface	FieldTurf
Colors	Red and Blue
Nicknames	Bulldogs
Founded	1911
Conference	Mountain West
President	Dr. Joseph I. Castro
Enrollment	23,060
Athletic Director	Thomas Boeh

Aug. 30	at USC	L 52-13
Sept. 6	at Utah	L 59-27
Sept. 13	Nebraska	L 55-19
Sept. 20	Southern Utah	W 56-16
Sept. 26	at New Mexico	W 35-24
Oct. 3	SDSU	W 24-13
Oct. 10	at UNLV	L 30-27/OT
Oct. 17	at Boise State	L 37-27
Nov. 1	Wyoming	L 45-17
Nov. 8	San Jose State	W 38-24
Nov. 22	at Nevada	W 40-20
Nov. 29	Hawaii	W 28-21
Dec. 6	at Boise State	L 28-21
Dec. 24	vs. Rice	L 30-6

2014 Record.....	6-8
MW Rec.	5-3
Final Ranking.....	N/A
Last Bowl.....	2014 Hawaii Bowl lost to Rice, 30-6
Starters returning	14
Starters lost	11
Offensive system	Spread
Defensive system	Multiple 3-4

Passing..... QB Zack Greenlee
 18-41-0, 213 yards, 1 TD
 Rushing..... RB Marteze Waller
 225 att, 1,368 yards, 5 TD
 Receiving..... WR Aaron Peck
 32 rec, 419 yards, 3 TD
 Defense..... LB Kyrie Wilson
 90 tackles, 6.5 TFL, 1.0 sacks, 2 INT, 2 FF

Media Relations: Jason Clay
Office Phone: (559) 278-6577
Cell Phone: (559) 287-3304
SID Fax: (559) 278-4689
Press box: (559) 278-5951
E-mail: jaclay@csufresno.edu
Website: www.gobulldogs.com

Air Force (1985)
Record at Fresno State: 26-14
NCAA head coaching record: 27-14
Misc: Coached Texas A&M in 2011
Meineke Car Care Bowl

Dave Schramm Off. coordinator/
Quarterbacks
Nick Toth Defensive coordinator/
Inside LB
Ron Atoine RB/Recruiting
Phil Earley TE/Inside WR
Pete Germano Special Teams/DL
Cameron Norcross Offensive Line
Jordan Peterson OLB/Asst. Recruiting
Joe Wade Wide receivers
Marcus Woodson Secondary
Joey Boese Strength and Conditioning
Lou Major Director of Football Ops

Nov. 28 • Logan, UT • Maverik Stadium (25,513) • CBSSports • 1:30 p.m. MT



UTAH STATE QUICK FACTS

Location	Logan, Utah
Stadium	Maverik Stadium
Capacity	25,513
Surface	AstroTurf
Colors	Navy Blue, White, Pewter Grey
Nicknames	Aggies
Founded	1888
Conference	Mountain West
President	Stan Albrecht
Enrollment	27,812
Athletic Director	John Hartwell

SERIES INFORMATION

Record vs. Utah State: 46-35-3
In Logan: 16-18-2
Neutral Sites: 3-0
In Provo: 27-17-1
Last Meeting: Oct. 3, 2014
Result: BYU lost 35-20

2015 SCHEDULE

Sept. 3	Southern Utah
Sept. 12	at Utah
Sept. 19	at Washington
Oct. 3	Colorado State
Oct. 10	at Fresno State
Oct. 17	Boise State
Oct. 24	at SDSU
Oct. 31	Wyoming
Nov. 7	at New Mexico
Nov. 14	at Air Force
Nov. 21	Nevada
Nov. 28	BYU

2014 RESULTS

Aug. 31	at Tennessee	L 38-7
Sept. 6	Idaho State	W 40-20
Sept. 13	Wake Forest	W 36-24
Sept. 20	at Arkansas St.	L 21-14/OT
Oct. 3	at BYU	W 35-20
Oct. 11	Air Force	W 34-16
Oct. 18	at Colorado St.	L 16-13
Oct. 25	UNLV	W 34-20
Nov. 1	at Hawaii	W 35-14
Nov. 7	at Wyoming	W 20-3
Nov. 15	New Mexico	W 28-21
Nov. 21	San Jose St.	W 41-7
Nov. 29	at Boise St.	L 50-19
Dec. 20	vs. UTEP	W 21-6

TEAM INFORMATION

2014 Record.....	10-4
MW Rec.	6-2
Final Ranking.....	RV/RV
Last Bowl.... 2014 New Mexico Bowl	
defeated UTEP, 21-6	
Starters returning.....	17
Starters lost.....	10
Offensive system.....	Multiple
Defensive system.....	Multiple

RETURNING STATISTICAL LEADERS

Passing.....	QB/WR Kent Myers
	79-119-3, 866 yards, 5 TD
Rushing.....	RB LaJuan Hunt
	111 att, 540 yards, 1 TD
Receiving.....	WR Hunter Sharp
	66 rec, 939 yards, 7 TD
Defense.....	LB Nick Vigil
	123 tackles, 16.5 TFL, 7.0 sacks,
	1 INT, 5 FF

SPORTS INFORMATION

Media Relations: Doug Hoffman
Office Phone: (435) 797-3714
Cell Phone: (435) 881-8011
SID Fax: (435) 797-2066
Press Box: (435) 797-1686
E-mail: doug.hoffman@usu.edu
Website: www.utahstateaggies.com

HEAD COACH

Matt Wells

Utah State (1996)
Record at Utah State: 19-9
Div I-A head coaching record: 19-9
Misc: 2013 MWC Coach of the Year

ASSISTANT COACHES

Mark Weber Assoc. Head Coach/
Offensive Line
Josh Huepel... Assistant Head coach/
OC/QBs
Kevin Clune..... Def.coordinator/LB
Dave Ungerer . Special Teams Coord./
Running Backs
Luke WellsCo-Offensive Coord./
Tight Ends/Recruting Coord.
Jovon Bouknight. Passing game coord-
inator/Wide Receivers
Joe Lorig Safeties
Ikaika Malloe..... Defensive Line
Kendrick Shaver.... Defensive passing
game Coordinator/Cornerbacks
Funaki Asisi..... Offensive GA
Joey Halzle Offensive GA
Dillon Sanders Defensive GA
Manoa Latu..... Defensive GA
Dave Scholz Strength/Cond.



2015 BOWL GAMES

College Football Playoff • Royal Purple Las Vegas Bowl • Hawai'i Bowl



COLLEGE FOOTBALL
PLAYOFF



If bowl eligible, BYU will participate in either the Royal Purple Las Vegas Bowl or the Hawai'i Bowl in December, unless selected to participate in the College Football Playoff or one of the New Year's Six bowl games.

The Cougars will take on a member of the Pac-12 conference if selected by Las Vegas, or a member of the American Athletic Conference if headed to Hawai'i.

BYU is no stranger to postseason play in Las Vegas. From 2005-2009, the Cougars played in five consecutive Las Vegas Bowls, going 3-2 over that span. BYU defeated Oregon in 2006 behind a John Beck driven offense en route to a 38-8 drubbing of the Ducks. The Cougars also took down UCLA in a dramatic 17-16 victory. Defensive lineman Eathyn Manumaleuna blocked a would-be game-winning field goal at the end of regulation to preserve the win. Then in 2009, the first Las Vegas Bowl to fea-

ture two ranked teams pitted No. 14 BYU against No. 18 Oregon State. Despite cold wind and rain, the Cougars were hot and smacked the Beavers 44-20 for another win.

Hawai'i has been a second home to BYU over the course of its history. The Hawai'i Bowl will mark the Cougars' second postseason trip to the Islands after a trip to the 1992 Aloha Bowl against Kansas. The Cougars dropped the contest to the Jayhawks 23-20. BYU has played 20 additional regular-season games in Hawai'i against the Rainbow Warriors, holding a 12-8 advantage.

The Royal Purple Las Vegas Bowl is scheduled for Dec. 19 with a 3:30 ET kick at Sam Boyd Stadium. ABC will televise the game.

Gametime for the Hawai'i Bowl has been announced for Christmas Eve, Dec. 24 at 8 p.m. ET from Aloha Stadium on ESPN.

OPPONENT	WON	LOST	TIE	FIRST	LAST
Air Force Academy	24	7	0	1956	2010
Alabama	0	1	0	1998	1998
Arizona	9	12	1	1936	2008
Arizona State	7	20	0	1935	1998
Arkansas State	1	0	0	1996	1996
Baylor	1	1	0	1983	1984
Boise State	1	4	0	2003	2014
Boston College	1	2	0	1985	2006
Bowling Green	1	1	0	1975	1983
California	3	1	0	1999	2005
California-Davis	2	2	1	1926	1937
Cal Poly	1	0	0	1960	1960
Cincinnati	0	0	0	First Meeting	
Colorado College	4	3	0	1923	1936
Colorado	3	8	1	1923	1988
Colorado Mines	1	1	1	1922	1927
Colorado State	39	27	3	1922	2010
Colo. St. Teachers (UNC)	6	3	1	1923	1937
Connecticut	1	0	0	2014	2014
Denver	7	15	0	1933	1960
East Carolina	0	0	0	First Meeting	
Eastern Illinois	1	0	0	2005	2005
Eastern Washington	1	0	0	2007	2007
Florida State	0	4	0	1991	2010
Fort Douglas	0	1	0	1942	1942
Fort Hood	1	0	0	1950	1950
Fresno State	4	5	0	1956	1998
George Washington	0	2	0	1962	1963
Georgia	0	1	0	1982	1982
Georgia Tech	3	1	0	2002	2013
Hawaii	21	8	0	1930	2012
Houston	2	0	0	2014	2014
Idaho, College of	1	0	1	1928	1930
Idaho	3	2	0	1953	2012
Idaho State	5	0	0	1932	2013
Indiana	0	1	0	1979	1979
Iowa	0	0	1	1991	1991
Iowa State	0	4	0	1968	1974
Kansas	0	1	0	1992	1992
Kansas State	4	4	0	1957	1997
Long Beach State	5	0	0	1972	1981
Los Angeles State	1	0	0	1955	1955
Louisville	0	1	0	2001	2001
Marshall	0	1	0	1999	1999
Miami	1	1	0	1988	1990
Michigan	1	0	0	1984	1984
Middle Tennessee	2	0	0	2013	2014
Mississippi State	1	1	0	2000	2001
Missouri	1	0	0	1983	1983
Montana	12	4	0	1937	1963
Montana State	8	7	0	1923	1947
Mt. St. Charles (Carroll)	0	0	1	1930	1930
Murray State	1	0	0	1998	1998
Navy	1	1	0	1978	1989
Nebraska	0	0	0	First Meeting	
New Mexico	45	14	1	1951	2010
New Mexico State	2	0	0	2011	2012
Nevada	5	3	2	1929	2014
North Texas	3	2	0	1958	1980
Northeast Louisiana	1	0	0	1994	1994

OPPONENT	WON	LOST	TIE	FIRST	LAST
Northern Arizona	2	0	0	1938	1939
Northern Iowa	1	0	0	2008	2008
Notre Dame	2	6	0	1992	2013
Occidental	2	0	0	1932	1934
Ohio State	0	3	0	1982	1993
Oklahoma	2	0	0	1994	2009
Oklahoma State	0	2	0	1974	1976
Ole Miss	1	0	0	2011	2011
Oregon	3	3	0	1964	2006
Oregon State	5	6	0	1955	2012
Pacific	2	3	0	1958	1966
Pacific Fleet	0	2	0	1948	1949
Penn State	1	2	0	1989	1992
Pepperdine	3	1	0	1948	1951
Pittsburgh	1	1	0	1984	1987
Portland	0	2	0	1937	1938
Regis	1	0	0	1930	1930
Rice	1	1	0	1996	1997
San Diego State	28	7	1	1947	2012
San Diego NAS	1	0	0	1952	1952
San Francisco	0	2	0	1931	1941
San Jose State	6	10	0	1946	2012
Savannah State	1	0	0	2014	2014
South Dakota	1	0	0	1932	1932
Southern Methodist	3	0	0	1980	1997
Southern Mississippi	1	1	0	1975	1976
Stanford	0	2	0	2003	2004
Syracuse	1	1	0	2000	2002
Temple	2	0	0	1985	1986
Texas	4	1	0	1987	2014
Texas A&M	2	1	0	1979	1996
TCU	5	6	0	1987	2011
Texas Tech	0	1	0	1940	1940
Tulane	2	1	0	1998	2009
Tulsa	6	1	0	1971	2007
UAY All-Stars	1	0	0	1931	1931
UCF	1	1	0	2011	2014
UCLA	3	7	0	1983	2008
US Marines	0	1	0	1933	1933
USC	0	2	0	2003	2004
UNLV	16	3	0	1978	2014
UTEP	29	7	1	1946	2010
Utah	31	54	4	1922	2013
Utah State	46	35	3	1922	2014
Virginia	2	3	0	1987	2014
Wagner	0	0	0	First Meeting	
Washington	4	5	0	1985	2013
Washington State	3	1	0	1981	2012
Weber State	3	0	0	1973	2012
West Texas State	0	1	0	1961	1961
Western Michigan	3	2	0	1962	1970
Western State	20	0	0	1923	1951
Wichita State	0	1	0	1956	1956
Wisconsin	1	1	0	1980	2013
Wyoming	44	30	3	1922	2010

OVERALL RECORD 546 398 26 1922 2014

2015 OPPONENTS IN BOLD



2015 OPPONENT SERIES RESULTS

NEBRASKA

First Meeting

Series: 0-0

BOISE STATE

2003 BSU 50, BYU 12 (H)

2004 BSU 28, BYU 27 (A)

2012 BSU 7, BYU 6 (A)

2013 BYU 37, BSU 20 (H)

2014 BSU 55, BYU 30 (A)

Series: 1-4

UCLA

1983 BYU 37, UCLA 35 (A)

1985 UCLA 27, BYU 24 (H)

1986 UCLA 31, BYU 10 (N)

1991 UCLA 27, BYU 23 (A)

1992 UCLA 17, BYU 10 (H)

1993 UCLA 68, BYU 14 (A)

1995 UCLA 23, BYU 9 (H)

2007 UCLA 27, BYU 17 (A)

2007 BYU 17, UCLA 16 (N)

2008 BYU 59, UCLA 0 (H)

Series: 3-7

MICHIGAN

1984 BYU 24, MICH 17 (N)

Series: 1-0

CONNECTICUT

2014 BYU 35, UConn 10 (A)

Series: 1-0

EAST CAROLINA

First Meeting

Series: 0-0

CINCINNATI

First Meeting

Series: 0-0

WAGNER

First Meeting

Series: 0-0

SAN JOSE STATE

1946 SJSU 14, BYU 0 (A)

1947 SJSU 28, BYU 19 (H)

1948 SJSU 21, BYU 6 (A)

1949 SJSU 40, BYU 21 (H)

1952 SJSU 44, BYU 27 (A)

1953 SJSU 28, BYU 25 (H)

1960 SJSU 21, BYU 8 (A)

1961 SJSU 14, BYU 13 (H)

1965 BYU 34, SJSU 7 (H)

1966 BYU 19, SJSU 9 (A)

1967 BYU 67, SJSU 8 (A)

1968 SJSU 26, BYU 21 (A)

1969 BYU 21, SJSU 3 (H)

1998 BYU 46, SJSU 43 (H)

2011 BYU 29, SJSU 16 (H)

2012 SJSU 20, BYU 14 (A)

Series: 6-10

MISSOURI

1983 BYU 21, MIZZ 17 (N)

Series: 1-0

FRESNO STATE

1956 BYU 26, FRESNO 13 (H)

1957 FRESNO 27, BYU 14 (A)

1958 BYU 29, FRESNO 7 (H)

1959 FRESNO 27, BYU 16 (A)

1992 BYU 36, FRESNO 24 (H)

1993 FRESNO 48, BYU 45 (H)

1994 BYU 32, FRESNO 30 (A)

1995 BYU 48, FRESNO 28 (A)

1998 FRESNO 31, BYU 21 (A)

Series: 4-5

UTAH STATE

1922 USU 42, BYU 3 (H)

1923 USU 40, BYU 0 (A)

1924 USU 13, BYU 9 (H)

1925 USU 14, BYU 0 (A)

1926 BYU 0, USU 0 (H)

1927 USU 22, BYU 0 (A)

1928 USU 10, BYU 0 (H)

1929 BYU 7, USU 6 (N)

1930 BYU 39, USU 14 (N)

1931 BYU 6, USU 0 (N)

1932 BYU 18, USU 6 (H)

1933 USU 14, BYU 0 (A)

1934 USU 15, BYU 0 (H)

1935 USU 27, BYU 0 (A)

1936 USU 13, BYU 0 (H)

1937 BYU 54, USU 0 (A)

1938 USU 3, BYU 0 (H)

1939 BYU 0, USU 0 (A)

1940 BYU 12, USU 7 (H)

1941 BYU 28, USU 0 (A)

1942 USU 9, BYU 6 (H)

1946 BYU 0, USU 0 (A)

1947 BYU 27, USU 12 (H)

1948 USU 20, BYU 7 (A)

1949 USU 22, BYU 3 (H)

1950 BYU 34, USU 13 (A)

1951 BYU 28, USU 27 (H)

1952 USU 27, BYU 26 (A)

1953 USU 14, BYU 7 (H)

1954 USU 45, BYU 13 (A)

1955 USU 47, BYU 21 (H)

1956 USU 33, BYU 7 (A)

1957 BYU 14, USU 0 (H)

1958 BYU 13, USU 6 (A)

1959 BYU 18, USU 0 (H)

1960 USU 34, BYU 0 (A)

1961 USU 31, BYU 8 (H)

1962 USU 27, BYU 21 (A)

1963 USU 26, BYU 0 (H)

1964 BYU 28, USU 14 (H)

1965 USU 34, BYU 21 (A)

1966 BYU 27, USU 7 (H)

1967 USU 30, BYU 9 (A)

1968 USU 34, BYU 8 (H)

1969 BYU 21, USU 3 (A)

1970 BYU 27, USU 20 (H)

1971 USU 29, BYU 7 (A)

1972 USU 42, BYU 19 (H)

1973 USU 13, BYU 7 (A)

1974 USU 9, BYU 6 (H)

1975 BYU 24, USU 7 (A)

1976 BYU 45, USU 14 (H)

1977 BYU 65, USU 6 (A)

1978 USU 24, BYU 7 (H)

1979 BYU 48, USU 24 (A)

1980 BYU 70, USU 46 (A)

1981 USU 29, USU 26 (H)

1982 USU 20, BYU 17 (A)

1983 BYU 38, USU 34 (H)

1984 BYU 38, USU 13 (H)

1985 BYU 44, USU 0 (A)

1986 BYU 52, USU 0 (H)

1987 BYU 45, USU 24 (H)

1988 BYU 38, USU 3 (H)

1989 BYU 37, USU 10 (A)

1990 BYU 45, USU 10 (H)

1991 BYU 38, USU 10 (H)

1992 BYU 30, USU 9 (H)

1993 USU 58, BYU 56 (A)

1994 BYU 34, USU 6 (H)

1996 BYU 45, USU 17 (A)

1997 BYU 42, USU 35 (H)

1999 BYU 34, USU 31 (A)

2000 BYU 38, USU 14 (H)

2001 BYU 54, USU 34 (H)

2002 BYU 35, USU 34 (A)

2006 BYU 38, USU 0 (H)

2008 BYU 34, USU 14 (A)

2009 BYU 35, USU 17 (H)

2010 USU 31, BYU 16 (A)

2011 BYU 27, USU 24 (H)

2012 BYU 6, USU 3 (H)

2013 BYU 31, USU 14 (A)

2014 USU 35, BYU 20 (H)

Series: 46-35-3

2014 SEASON IN REVIEW

BYU football achieved a 3-0 record against Power 5 conference schools and overcame a rash of midseason injuries to key players to finish the regular season with four-straight wins and an 8-5 record after a 10th-straight bowl appearance. In doing so, BYU became one of only 12 programs to earn a bowl invitation each of the last 10 years.

The Cougars scored more points in 2014 than they had since 2001. BYU also finished No. 14 in the nation scoring offense (37.1 points/game), No. 26 in total offense (460.5 yards/game), No. 15 in first downs (325), No. 20 in rushing defense (121.8 yards allowed/game) and No. 10 in net punting (41.19).

Early in the season BYU exploded out of the gate for its first 4-0 start since 2008, reaching No. 18 nationally fueled by the stellar play of Heisman hopeful quarterback Taysom Hill.

BYU defeated then-No. 25 Texas 41-7 in front of 93,463 fans in Texas Memorial Stadium to improve to 4-1 all-time against the Longhorns and hand Texas its worst home loss since a 66-3 loss to UCLA in 1997. Heisman candidate Hill ran for 3 touchdowns in the victory.

The Cougars later defeated Virginia for its second Power 5 win with a balanced ground and air attack along with BYU's first kickoff return for a touchdown since 2011 when Adam Hine ran back a 99-yarder for the team's final score of the 41-33 victory.

The Cougars dropped four games in a row as they suffered an onslaught of injuries to 22 players who were starters or significant contributors. The team was forced to adapt after season-ending injuries to wide receiver Nick Kurtz, right guard Brock Stringham, 1,233-yard rusher Jamaal Williams, cornerback Jordan Johnson and Heisman candidate quarterback Hill, who went down against Utah State in BYU's first loss of the season.

Due in part to the injuries, 18 players made their first FBS start

in 2014, including five freshmen making a combined 31 total starts. By contrast, BYU freshmen made a combined four starts in 2013.

Taking over after Hill's season-ending injury, senior quarterback Christian Stewart started the final eight games, throwing for 2,621 yards and 25 touchdowns with only nine interceptions in those games. He threw for three or more touchdowns in six of his eight starts. On the year Stewart totaled four rushing touchdowns and gave BYU two 400-yard passing games for the first time since 2006.

The Cougars finished the last third of the season on a four-game winning streak that culminated in a victory at California. BYU outlasted the Bears 42-35 in the highest combined score total between BYU and a Pac-12 opponent during the tenure of head coach Bronco Mendenhall. Stewart had five touchdown passes, including an 83-yarder to Jordan Leslie—BYU's longest play from scrimmage on the year—and the 38-yard go-ahead TD pass to Leslie with 2:39 left in the game.

In the inaugural Miami Beach Bowl, the Cougars came back from a 38-28 fourth quarter deficit to take a 45-38 lead with 7 minutes left. Two interceptions and a fumble recovery on a kickoff led to the 17-point turnaround as senior linebacker Zac Stout intercepted a pass and returned it 19 yards to put BYU ahead 45-38. Memphis scored on 4th and 4 from BYU's 5-yard line with 45 seconds remaining to send the game to overtime. Both teams hit field goals in the first overtime period, with the Tigers connecting from 54 yards to force a second. Memphis scored a touchdown on its possession before intercepting BYU to end the Cougar four-game win streak.

BYU finished a third straight season at 8-5, but had 10 players selected to the All-Independent Team, including returning players Mitch Mathews, Tejan Koroma, Bronson Kaufusi, Trevor Samson and Adam Hine. Koroma also earned five Freshman All-America awards.

2014 SEASON RESULTS

DATE	OPPONENT	SCORE	RECORD	ATTENDANCE	TV
Aug. 29	at UConn	W, 35-10	1-0	35,150	ESPN
Sep. 6	at Texas	W, 41-7	2-0	93,463	Fox Sports 1
Sep. 11	Houston	W, 33-25	3-0	57,630	ESPN
Sep. 20	Virginia	W, 41-33	4-0	59,023	ESPN
Oct. 3	Utah State	L, 35-20	4-1	64,090	ESPN
Oct. 9	at Central Florida	L, 31-24 OT	4-2	41,547	ESPN
Oct. 18	Nevada	L, 42-35	4-3	56,355	ESPN2
Oct. 24	at Boise State	L, 55-30	4-4	36,752	ESPN
Nov. 1	at Middle Tennessee	W, 27-7	5-4	18,952	CBS Sports
Nov. 15	UNLV	W, 42-23	6-4	53,622	ESPNU
Nov. 22	Savannah State	W, 64-0	7-4	52,123	BYUtv
Nov. 29	at California	W, 42-35	8-4	47,856	Pac-12
Dec. 22	vs. Memphis	L, 55-48 2OT	8-5	20,761	ESPN



GAME 1

CONNECTICUT

08.29.14 EAST HARTFORD, CT - Rentschler Field (ESPN) ATT: 35,150

BYU 14 14 0 7 35

UConn 0 7 0 3 10

BYU jumped out early and Taysom Hill scored five touchdowns in season-opening victory over UConn

EAST HARTFORD, Conn. – Taysom Hill scored a career-high five touchdowns, three through the air and two on the ground, as BYU football rolled past Connecticut 35-10 at Rentschler Field Friday night.

Hill was 28 for 36 with 308 yards in the air and added another 97 rushing yards on 12 carries.

Hill spread the wealth around, with nine BYU players catching at least one pass. Mitch Mathews led the way with five catches for 62 yards and a touchdown. Terenn Houk caught four passes for 58 yards and a score, while Adam Hine also caught the first receiving touchdown of his career.

BYU received the opening kickoff and the offense got things started right away with a 75-yard touchdown drive in 15 plays. Hill ran the ball in from seven yards out on second down to put the Cougars up 7-0.

Husky running back Max DeLorenzo took the first carry of the game for UConn and fumbled. BYU linebacker Jherremya Leuta-Douyere met him at the line and put his helmet right on the ball and forced a fumble that Bronson Kaufusi recovered, setting up BYU with great field position.

On the first play after the turnover, Hill dropped back and hit Mathews on a perfect 26-yard strike down the middle to put the Cougars up 14-0.

With UConn driving inside BYU territory, Husky quarterback Casey Cochran was hit as he lofted a pass to the BYU 10-yard line, which safety Craig Bills intercepted.

Scoring Summary

FIRST QUARTER				BYU	UConn
BYU	TD	09:56	Taysom Hill 7 Yd Rush (Trevor Samson Kick)	7	0
BYU	TD	09:35	Mitch Mathews 26 Yd Pass From Taysom Hill (Trevor Samson Kick)	14	0
SECOND QUARTER				BYU	UConn
BYU	TD	09:13	Adam Hine 7 Yd Pass From Taysom Hill (Trevor Samson Kick)	21	0
UConn	TD	02:33	MARRINER, Josh 1 Yd Rush (PUYOL, Bobby Kick)	21	7
BYU	TD	01:03	Terenn Houk 35 Yd Pass From Taysom Hill (Trevor Samson Kick)	28	7
FOURTH QUARTER				BYU	UConn
UConn	FG	11:48	PUYOL, Bobby 35 Yd	28	10
BYU	TD	04:06	Taysom Hill 26 Yd Rush (Trevor Samson Kick)	35	10

TEAM STAT COMPARISON

	BYU	UConn
1st Downs	27	23
Passing 1st Downs	13	14
Rushing 1st Downs	11	3
1st Downs from Penalties	3	6
3rd Down Efficiency	5-12	8-17
4th Down Efficiency	1-1	1-4
Total Yards	513	355
Passing	308	284
Comp-Att-Int	28-36-0	25-48-1
Average per attempt	8.6	5.9
Average per completion	11.0	11.4
Rushing	205	71
Rush Attempts	37	31
Yards per attempt	5.5	2.3
Red Zone (Made-Att)	2-3	2-5
Penalties	15-150	8-90
Turnovers	2	2
Fumbles lost	2	1
Interceptions Thrown	0	1
Defensive / Special Teams TDs	0	0
Possession	26:28	33:32
Sacks	4-18	1-1
PAT Kicks	5-5	1-1
Field Goals	0-1	1-1

With 9:13 left in the second quarter, Hill passed to Hine for a seven-yard touchdown to cap a 46-yard drive for a 21-0 lead.

With the Cougars driving, Hill completed a pass to Mathews, who fumbled near midfield and the Huskies recovered. UConn used the momentum to mount a 52-yard drive that Josh Marriner finished with a one-yard touchdown run, making it 21-7 for BYU with 2:33 left in the first half.

The Cougar offense went into two-minute mode and marched down the field. Hill scrambled around and found Houk for a 35-yard touchdown pass. Houk tight-roped down the sideline and dove in for the score to put the Cougars up 28-7 heading into halftime. Cougars.

The Huskies added a field goal and Hill ran for another touchdown to finish off UConn 35-10 to start the season.

BYU Top Passing

	C-Att-Int	Yds	Y/A	Lng	TD	Sack	Effic
Taysom Hill	28-36-0	308	8.6	35	3	1	177.14

BYU Top Rushers

	No	Gain	Loss	Net	Avg	Lng	TD
Taysom Hill	12	98	1	97	8.1	26	2
Paul Lasike	9	49	0	49	5.4	12	0
Algernon Brown	6	35	0	35	5.8	14	0

BYU Top Receivers

	No	Yds	Avg	Lng	TD
Mitch Mathews	5	62	12.4	26	1
Terenn Houk	4	58	14.5	35	1
Algernon Brown	4	44	11.0	25	0

BYU Defensive Highlights

	Tot	Solo	Sacks	TFL/Y	PBU	FF	QBH
Zac Stout	10	6	1.0	1.5/2	0	0	0
Skye PoVey	10	5	1.0	1/5	0	0	0
Bronson Kaufusi	4	3	2.0	2/11	0	0	2

GAME 2

NO. 25 TEXAS

09.6.14 AUSTIN, TX - Darrell K Royal-Texas Memorial Stadium (FOX SPORTS 1) ATT: 93,463

BYU didn't need as many yards as 2013's game but the result was similar in a 41-7 victory to beat Texas for the second-consecutive year

AUSTIN, Texas – Quarterback Taysom Hill's three rushing touchdowns led BYU football to a 41-7 domination of revenge-thirsty Texas on the Longhorns' home field Saturday.

Hill made sure to remind the Longhorns of his 2013 performance by rushing for 99 yards and passing for 181 yards.

Senior transfer Jordan Leslie led the receivers with seven receptions for 85 yards. Jamaal Williams rushed for 89 yards on 19 carries, while Adam Hine rushed for 29 yards and two touchdowns.

Dallin Leavitt led the Cougars with seven tackles, followed by Robertson Daniel and Zac Stout with six tackles apiece. The defense held Texas to 2.1 yards per carry and a total of 82 rushing yards on 35 carries. Hill and Williams both out-rushed the entire Texas team.

Up 6-0 at halftime, Cougar offense turned the tide to start the second half and scored touchdowns on four consecutive drives. Hill completed the first drive with a 30-yard touchdown run after hurdling a Longhorn defender on the 5-yard line. After the defense forced a quick three and out, an acrobatic catch by Leslie set up a 16-yard touchdown run by Hine.

BYU's defense forced another quick three-and-out, and Mitchell Juergens returned the ensuing punt to the Texas 29-yard line. The short field set up a quick scoring drive for the Cougars, as Hill rushed for his second touchdown from a couple yards out.

The Cougars proved they were not done on the subsequent kickoff, with Michael Alisa forcing a fumble that was recovered by Harvey Jackson on the Texas 24-yard line. Hill recorded his third rushing touchdown of the game from a yard out with just under six minutes left in the quarter.

The offense hit its first snag of the half in the fourth quarter when Hill lost a fumble at midfield, but the defense recovered momentum when Alisa intercepted Tyrone Swoopes and returned it 30 yards into Texas territory. Hine took advantage, scoring his second touchdown of the game from eight yards out. The interception was Alisa's first, which brought BYU's streak of consecutive games with an interception to 12 to tie the longest streak in Mendenhall's tenure.

The Cougar defense showed physical dominance throughout the first half, forcing two punts and a missed field goal. In his first start, Texas quarterback Swoopes completed his first seven pass attempts for 72 yards, but BYU's rush defense only allowed 21 yards on the ground.

BYU	3	3	28	7	41
TEX	0	0	7	0	7

Scoring Summary

FIRST QUARTER				BYU	TEX
BYU	FG	03:30	Trevor Samson 21 Yd	3	0
SECOND QUARTER				BYU	TEX
BYU	FG	06:34	Trevor Samson 29 Yd	6	0
THIRD QUARTER				BYU	TEX
BYU	TD	12:06	Taysom Hill 30 Yd Rush (Trevor Samson Kick)	13	0
BYU	TD	09:22	Adam Hine 16 Yd Rush (Trevor Samson Kick)	20	0
BYU	TD	05:51	Taysom Hill 2 Yd Rush (Trevor Samson Kick)	27	0
BYU	TD	04:33	Taysom Hill 1 Yd Rush (Trevor Samson Kick)	34	0
TEX	TD	00:29	Harris, John 13 Yd Pass From Swoopes, Tyrone (Rose, Nick Kick)	34	7
FOURTH QUARTER				BYU	TEX
BYU	TD	08:05	Adam Hine 8 Yd Rush (Trevor Samson Kick)	41	7

TEAM STAT COMPARISON

	BYU	TEX
1st Downs	28	15
Passing 1st Downs	12	9
Rushing 1st Downs	15	6
1st Downs from Penalties	1	0
3rd Down Efficiency	6-15	3-15
4th Down Efficiency	1-2	1-2
Total Yards	429	258
Passing	181	176
Comp-Att-Int	18-28-1	20-31-1
Average per attempt	6.5	5.7
Average per completion	10.1	8.8
Rushing	248	82
Rush Attempts	60	35
Yards per attempt	4.1	2.3
Red Zone (Made-Att)	6-6	1-2
Penalties	6-40	6-64
Turnovers	2	4
Fumbles lost	1	3
Interceptions Thrown	1	1
Defensive / Sp Teams TDs	0	0
Possession	34:13	25:47
Sacks	3-18	6-35
PAT Kicks	5-5	1-1
Field Goals	2-2	0-1

BYU Top Passing

	C-Att-Int	Yds	Y/A	Lng	TD	Sack	Effic
Taysom Hill	18-28-1	181	6.5	27	0	6	111.44

BYU Top Rushers

	No	Gain	Loss	Net	Avg	Lng	TD
Taysom Hill	24	134	35	99	4.1	30	3
Jamaal Williams	19	94	5	89	4.7	31	0
Algernon Brown	6	29	0	29	4.8	15	0

BYU Top Receivers

	No	Yds	Avg	Lng	TD
Jordan Leslie	7	85	12.1	27	0
Algernon Brown	4	40	10.0	12	0
Mitch Mathews	4	24	6.0	12	0

BYU Defensive Highlights

	Tot	Solo	Sacks	TFL/Y	PBU	FF	QBH
Dallin Leavitt	7	6	1.0	2/8	0	0	0
Jordan Preator	5	5	1.0	1/6	0	0	0
Alani Fua	5	3	1.0	1/7	1	0	1



GAME 3

HOUSTON

09.11.14 PROVO, UT - LaVell Edwards Stadium (ESPN) ATT: 57,630

UH	0	15	0	10	25
BYU	16	7	3	7	33

BYU wins home opener 33-25 behind rushing attack and timely defense

PROVO, Utah – Taysom Hill and Jamaal Williams combined for a gritty ground attack in No. 25 BYU's 33-25 victory over Houston.

Scoring Summary

FIRST QUARTER				UH	BYU
BYU	SAF	10:37	Team	0	2
BYU	TD	09:12	Jamaal Williams 11 Yd Rush (Trevor Samson Kick)	0	9
BYU	TD	03:24	Taysom Hill 5 Yd Rush (Trevor Samson Kick)	0	16
SECOND QUARTER				UH	BYU
BYU	TD	08:57	Mitch Mathews 6 Yd Pass From Taysom Hill (Trevor Samson Kick)	0	23
UH	FG	03:12	BULLARD, Kyle 29 Yd	3	23
UH	TD	01:17	GREENBERRY, D. 7 Yd Pass From O'KORN, John	9	23
UH	TD	00:00	SPENCER, Daniel 45 Yd Pass From O'KORN, John	15	23
THIRD QUARTER				UH	BYU
BYU	FG	00:51	Trevor Samson 26 Yd	15	26
FOURTH QUARTER				UH	BYU
BYU	TD	11:47	Jamaal Williams 2 Yd Rush (Trevor Samson Kick)	15	33
UH	TD	09:09	GREENBERRY, D. 15 Yd Pass From O'KORN, John (BULLARD, Kyle Kick)	22	33
UH	FG	07:18	BULLARD, Kyle 36 Yd	25	33

TEAM STAT COMPARISON

	BYU	UH
1st Downs	32	18
Passing 1st Downs	9	14
Rushing 1st Downs	19	1
1st Downs from Penalties	4	3
3rd Down Efficiency	10-18	6-15
4th Down Efficiency	1-2	0-0
Total Yards	523	324
Passing	200	315
Comp-Att-Int	21-34-2	31-53-0
Average per attempt	5.9	5.9
Average per completion	9.5	10.2
Rushing	323	9
Rush Attempts	62	13
Yards per attempt	5.2	0.7
Red Zone (Made-Att)	5-5	4-4
Penalties	11-99	8-83
Turnovers	3	0
Fumbles lost	1	0
Interceptions Thrown	2	0
Defensive / SpTeams TDs	0	0
Possession	35:30	24:30
Sacks	2-4	4-18
PAT Kicks	4-4	1-3
Field Goals	1-1	2-3

Williams paced the offense with 139 yards rushing on 28 attempts and two touchdowns. Hill led the assault with 160 yards rushing and 200 passing yards on 21-for-34 attempts with one pass and one rushing touchdown.

After a safety from Zac Stout, Hill hit Leslie for a gain of 35 yards to the Houston 24-yard line on the next drive. After a penalty, Williams capitalized with an 11-yard run around the left side for his first score of the night, making the lead 9-0 after the PAT.

The red Cougars were forced to punt and the blue Cougars took over at the 6:07 mark in the first quarter for another BYU scoring drive. Williams had 16 yards rushing and Hill went 3 for 4 with 32 passing yards and 19 rushing yards. The drive culminated in a touchdown on a five-yard keeper as Hill arrived untouched in the end zone to extend the lead 16-0.

Hill led the offense down the field for its third trip to the blue zone, ending in its third touchdown. The 87-yard drive saw Hill hit four different receivers with Mathews hauling in a six-yard touchdown as he ran across the end zone toward the southwest corner.

BYU was intercepted on the first play of the drive with 3:05 left in the half. Houston's Daniel Spencer pulled in the reception on the next play for a 28-yard gain to the BYU 1-yard line. After penalties on both sides, the away Cougars eventually broke into the end zone on a 7-yard pass to narrow the score 23-9.

Houston forced a fumbled and returned it 28 yards to the BYU 45-yard line. With three seconds left on the game clock for the half, O'Korn heaved a Hail Mary pass that was caught by Spencer for the 45-yard touchdown, sending the game to halftime 23-15.

BYU steadily marched down the field on the legs of Hill and Williams. The 15-play, 53-yard drive ended with Trevor Sampson's 26-yard field goal to extend the lead to 26-15.

The fourth quarter began with Houston's drive stalling and Devon Blackmon returning the punt 16 yards to the BYU 44-yard line. Once again the blue Cougars employed their ground game, producing a quick 8-play drive capped by a 2-yard touchdown run through the middle for Williams' second of the game. Hill and Williams each carried the ball four times for 39 and 17 yards, respectively, on the drive to stretch the lead to 33-15.

Houston countered on the next possession as O'Korn threw 6 for 7 to lead the away Cougars 68 yards down the field and into the end zone, reducing BYU's lead to 33-22. The home Cougars took over with the ball, but turned the ball over on an interception. Houston then reduced the deficit to 33-25 when it took capitalized with a 36-yard field goal.

BYU Top Passing

	C-Att-Int	Yds	Y/A	Lng	TD	Sack	Effic
Taysom Hill	21-34-2	200	5.9	38	1	4	109.12

BYU Top Rushers

	No	Gain	Loss	Net	Avg	Lng	TD
Taysom Hill	26	178	18	160	6.2	24	1
Jamaal Williams	28	141	2	139	5.0	16	2
Paul Lasike	3	21	0	21	7.0	14	0

BYU Top Receivers

	No	Yds	Avg	Lng	TD
Jordan Leslie	6	79	13.2	35	0
Mitch Mathews	4	22	5.5	8	1
Paul Lasike	2	8	4.0	5	0

BYU Defensive Highlights

	Tot	Solo	Sacks	TFL/Y	PBU	FF	QBH
Craig Bills	7	6	0.0	0	1	0	0
Alani Fua	7	5	2.0	2/4	0	0	0
Teu Kautai	5	4	0.0	0	0	0	0

GAME 4

VIRGINIA

09.20.14 PROVO, UT - LaVell Edwards Stadium (ESPN) ATT: 59,023

A kickoff returned for a touchdown secures 41-33 win

PROVO, Utah – Juniors Adam Hine and Taysom Hill electrified the crowd as No. 21/23 BYU overcame an early deficit to notch a win over Virginia, 41-33 at LaVell Edwards Stadium Saturday afternoon.

Hine's 132 kickoff return yards, including a 99-yard return for a score in the fourth quarter, proved to be a necessary buffer to preserve the victory. Hill added two passing touchdowns and 17 carries for 72 yards and one rushing touchdown.

Down 16-13, with 10:45 left in the third quarter, the Cougar offense manufactured a 49-yard drive to take the lead for the first time in the game. On second down and 11 yards to go, Hill rushed to the right side, stiff-arming his way around and dragging a Virginia defender into the end zone for the 20-16 lead.

On the subsequent drive and after a 20-yard Virginia completion, the BYU defense ratcheted down to force fourth and inches. On the Cavaliers' conversion attempt, the Cougars forced and recovered a fumble.

The teams then exchanged punts before BYU renewed its ground attack on the next drive with 4:28 left in the third quarter. The Cougars issued a 10-play drive to stretch the lead to 27-16. The drive featured 25 yards on the ground for Hill and 29 yards and a touchdown for Williams.

The Cavaliers then kicked a 46-yard field goal to cut the lead to 27-19 with 12:14 left in the game.

After Hine's 33-yard kickoff return to the BYU 33, the Cougars struck again to make the score 34-19. The offense moved the ball to the 50-yard line on five plays. Hill then completed a pass to Juergens who bolted down the right sideline for a 50-yard touchdown, the first of his career.

Virginia took over at the 10:17 mark and countered again, this time with a touchdown to narrow the lead to 34-26. Sophomore backup quarterback Matt Johns passed for 51 yards while Khalek Shepherd rushed for 24 yards and the touchdown.

On the ensuing kickoff, Hine received it at the 1-yard line and sprinted up the middle of the field for a 99-yard return for the touchdown, upping the score to 41-26. It was the first BYU kickoff return for a touchdown since Cody Hoffman's in 2011 against UCF.

Virginia scored after a 98-yard drive ended with a touchdown pass to Kyle Dockins from Johns, cutting the lead to 41-33. BYU secured the win as Fua successfully held on to the onside kick.

UVA	7	9	0	17	33
BYU	3	10	14	14	41

Scoring Summary					
FIRST QUARTER					
UVA	TD	13:54	Lambert, G 1 Yd Rush (Frye, I Kick)	7	0
BYU	FG	05:10	Trevor Samson 28 Yd	7	3
SECOND QUARTER					
UVA	FG	14:55	Frye, I 23 Yd	10	3
BYU	TD	13:48	Jordan Leslie 8 Yd Pass From Taysom Hill (Trevor Samson Kick)	10	10
UVA	FG	09:43	Frye, I 41 Yd	13	10
BYU	FG	04:39	Trevor Samson 37 Yd	13	13
UVA	FG	00:00	Frye, I 22 Yd	16	13
THIRD QUARTER					
BYU	TD	09:02	Taysom Hill 15 Yd Rush (Trevor Samson Kick)	16	20
BYU	TD	02:23	Jamaal Williams 2 Yd Rush (Trevor Samson Kick)	16	27
FOURTH QUARTER					
UVA	FG	12:14	Frye, I 46 Yd	19	27
BYU	TD	10:17	Mitchell Juergens 50 Yd Pass From Taysom Hill (Trevor Samson Kick)	19	34
UVA	TD	08:06	Shepherd, K 9 Yd Rush (Frye, I Kick)	26	34
BYU	TD	07:50	Adam Hine 99 Yd Ko (Trevor Samson Kick)	26	41
UVA	TD	01:48	Dockins, K 11 Yd Pass From Johns, M (Frye, I Kick)	33	41

TEAM STAT COMPARISON

	BYU	UVA
1st Downs	16	35
Passing 1st Downs	7	18
Rushing 1st Downs	7	11
1st Downs from Penalties	2	6
3rd Down Efficiency	6-14	10-22
4th Down Efficiency	0-0	2-4
Total Yards	332	519
Passing	187	327
Comp-Att-Int	13-23-0	35-58-1
Average per attempt	8.1	5.6
Average per completion	14.4	9.3
Rushing	145	192
Rush Attempts	37	44
Yards per attempt	3.9	4.4
Red Zone (Made-Att)	5-5	5-5
Penalties	12-133	8-86
Turnovers	0	2
Fumbles lost	0	1
Interceptions Thrown	0	1
Defensive / Sp Teams TDs	1	0
Possession	19:05	40:55
Sacks	0-0	2-11
PAT Kicks	5-5	3-3
Field Goals	2-2	4-4

BYU Top Passing							
	C-Att-Int	Yds	Y/A	Lng	TD	Sack	Effic
Taysom Hill	13-23-0	187	8.1	56	2	2	153.51

BYU Top Rushers							
	No	Gain	Loss	Net	Avg	Lng	TD
Taysom Hill	17	90	18	72	4.2	15	1
Jamaal Williams	13	68	0	68	5.2	14	1
Paul Lasike	2	5	0	5	2.5	3	0

BYU Top Receivers						
	No	Yds	Avg	Lng	TD	
Jordan Leslie	4	41	10.3	18	1	
Mitch Mathews	3	26	8.7	16	0	
Devon Blackmon	2	55	27.5	56	0	

BYU Defensive Highlights							
	Tot	Solo	Sacks	TFL/Y	PBU	FF	QBH
Craig Bills	10	5	0.0	0.5/1	1	0	0
Alani Fua	9	8	0.0	0	0	0	2
Zac Stout	7	5	0.0	1.5/2	0	0	0



GAME 5

UTAH STATE

10.3.14 PROVO, UT - LaVell Edwards Stadium (ESPN) ATT: 64,090

USU	7	21	7	0	35
BYU	7	7	3	3	20

Utah State defeated the Cougars in Provo for the first time since 1978

PROVO, Utah – BYU football fell 35-20 in the annual in-state matchup Friday night at LaVell Edwards Stadium.

Scoring Summary

FIRST QUARTER				USU	BYU
BYU	TD	13:44	Taysom Hill 11 Yd Rush (Trevor Samson Kick)	0	7
USU	TD	00:50	ROBINSON, Devon 7 Yd Pass From GARRETSON, Dare (DIAZ, Nick Kick)	7	7
SECOND QUARTER				USU	BYU
BYU	TD	13:06	Mitch Mathews 25 Yd Pass From Taysom Hill (Trevor Samson Kick)	7	14
USU	TD	04:40	GARRETSON, Dare 5 Yd Rush (DIAZ, Nick Kick)	14	14
USU	TD	04:27	ROBINSON, Devon 22 Yd Pass From GARRETSON, Dare (DIAZ, Nick Kick)	21	14
USU	TD	00:55	SHARP Hunter 72 Yd Pass From GARRETSON, Dare (DIAZ, Nick Kick)	28	14
THIRD QUARTER				USU	BYU
BYU	FG	04:39	Trevor Samson 41 Yd	28	17
USU	TD	01:49	VIGIL, Nick 1 Yd Rush (DIAZ, Nick Kick)	35	17
FOURTH QUARTER				USU	BYU
BYU	FG	08:39	Trevor Samson 24 Yd	35	20

Cougar quarterback Taysom Hill led the offensive effort with a rushing touchdown and a career-high 178.3 efficiency rating on 8-of-11 passing for 99 yards and one passing touchdown. The junior left the game due to a season-ending fractured left leg, injured late in the second quarter.

Picking up the slack for BYU was running back Jamaal Williams, who rushed for 99 yards on 17 attempts. Jordan Leslie led the receiving corps with 135 yards on four receptions, while Mitch Mathews bolstered the team with 117 yards receiving on eight receptions and a touchdown. It was the first time any receiver passed the century mark this season.

On the first play of the game, Hill completed a 53-yard pass to Leslie. After a four-yard reception to Leslie and a seven-yard run by Williams, the BYU quarterback found the end zone as he sprinted around the left side, turned up the field and jumped over an Aggie defender for the first score of the game.

With 50 seconds left in the first quarter, Utah State assembled a touchdown drive to knot the game at 7-7. Aggie quarterback Darrell Garretson connected for 56 yards through the air, including the completion to Devon Robinson for the score.

The quarter began by stringing together three consecutive long runs. Hill converted for a first down on a keeper for 12 yards before Williams took the ball for two runs of nine yards each. The drive ended in Mathews' 25-yard touchdown catch on the left side.

With the score 14-7 in favor of the Cougars, the Aggies then took 8:20 off the clock with a 13-play, 88-yard touchdown drive. The score came on Garretson's dive into the end zone.

BYU fumbled the handoff on the first play of the drive, and Utah State recovered it at the BYU 22-yard line. Garretson then threw a touchdown pass to Robinson as he ran toward the right corner of the end zone, making the score 21-14 after the PAT.

Before halftime and after the Hill injury, the Aggies converted on a 72-yard deep pass for the quick score, stretching their lead to 28-14.

The Cougars forced an Aggie punt and capitalized on the field position with a 41-yard field goal, cutting the lead to 28-17 with 4:28 left in the third quarter.

Utah State struck back with a 76-yard drive to go up 35-17 with 1:49 left in the third. For the final score of the game, BYU chipped away at the lead with a 52-yard drive ending in a 24-yard Trevor Samson field goal with 8:39 left in the game.

TEAM STAT COMPARISON

	BYU	USU
1st Downs	18	20
Passing 1st Downs	10	12
Rushing 1st Downs	7	6
1st Downs from Penalties	1	2
3rd Down Efficiency	4-18	10-23
4th Down Efficiency	1-1	0-2
Total Yards	437	397
Passing	278	211
Comp-Att-Int	17-32-1	22-51-1
Average per attempt	8.7	4.1
Average per completion	16.4	9.6
Rushing	159	186
Rush Attempts	50	35
Yards per attempt	3.2	5.3
Red Zone (Made-Att)	2-3	2-2
Penalties	3-36	3-28
Turnovers	2	3
Fumbles lost	1	2
Interceptions Thrown	1	1
Defensive / Sp Teams TDs	1	0
Possession	29:28	30:32
Sacks	0-0	2-16
PAT Kicks	4-4	2-2
Field Goals	1-1	0-1

BYU Top Passing

	C-Att-Int	Yds	Y/A	Lng	TD	Sack	Effic
Christian Stewart	10-29-3	172	5.9	41	0	1	63.61
Taysom Hill	8-11-0	99	9.0	53	1	1	178.33

BYU Top Rushers

	No	Gain	Loss	Net	Avg	Lng	TD
Jamaal Williams	16	102	0	102	6.4	20	0
Taysom Hill	8	42	10	32	4.0	12	1
Christian Stewart	7	21	10	11	1.6	7	0

BYU Top Receivers

	No	Yds	Avg	Lng	TD
Mitch Mathews	8	117	14.6	28	1
Jordan Leslie	4	135	33.8	53	0
Terenn Houk	3	7	2.3	5	0

BYU Top Defensive Marks

	Tot	Solo	Sacks	TFL/Y	PBU	FF	QBH
Craig Bills	9	8	0.0	0	0	0	0
Alani Fua	6	4	0.0	0.5/1	0	0	0
Fred Warner	5	5	0.0	1/7	0	0	0

CENTRAL FLORIDA

10.9.14 ORLANDO, FL - Bright House Networks Stadium (ESPN) ATT: 41,547

BYU was unable to answer an OT touchdown from the Knights

ORLANDO – Injuries to key players plagued BYU football, as the Cougars (4-2) fell 31-24 in overtime to UCF (3-2, 1-0) Thursday night at Bright House Networks Stadium.

In overtime, the Knights broke the 24-24 tie with a four-yard touchdown pass from quarterback Justin Holman to running back William Stanback, putting UCF up 31-24. BYU was unable to respond, with a fourth down pass sailing incomplete past senior receiver Jordan Leslie.

UCF received the opening kickoff and scored on its first possession, using 13 plays and 79 yards for a touchdown and 7-0 lead. After BYU's ensuing three-and-out, the Knights tacked on a field goal to increase their lead to 10-0.

BYU's first score of the game came 5:12 left in the first half, as Stewart and the offense carved out 41 yards on 10 plays, setting up a 32-yard field goal for senior kicker Trevor Samson. With the field goal, the Cougars closed the deficit to 10-3.

The Cougars scored a touchdown on their first drive of the second half, driving 64 yards on 10 plays to even the game at 10-10. Stewart connected with sophomore receiver Colby Pearson for the score. The play marked Stewart's first passing touchdown at BYU, as well as Pearson's first career receiving touchdown.

BYU took its first lead with 9:18 left in the third quarter, as Brown recovered a Cougar punt that deflected off the leg of a UCF player at the Knight 25-yard line. Two plays later, BYU took a 17-10 lead, punctuating the short drive with a 15-yard touchdown pass from Stewart to senior tight end Devin Mahina. The touchdown was Mahina's first of the night, as he scored again on a 14-yard reception 13 seconds later, following an interception by senior safety Skye Povey. Mahina's second touchdown opened up the Cougars' lead to 24-10.

UCF answered with an eight-play, 37-yard touchdown drive after Rannell Hall returned BYU's kickoff 58 yards. Knight running back Stanback punched it in from two yards out to cut BYU's lead to 24-17 with 5:37 left in the third.

The Knights struck again with 10:17 left in the fourth quarter, connecting on a 37-yard touchdown pass from Holman to receiver Josh Reese to even the score at 24-24.

After the teams traded scoreless possessions, UCF had two shots for a game-winning field goal, muffing a snap on a second-down, 43-yard attempt with 12 seconds left. On third down, kicker Shawn Moffitt's 50-yard attempt with nine seconds left was blocked by BYU receiver Mitch Mathews. Stewart took a knee on the next play, sending the game to overtime and setting up the Knights' victory in extra time.

BYU	0	3	21	0	0	24
UCF	10	0	7	7	7	31

Scoring Summary						
FIRST QUARTER					BYU	UCF
UCF	TD	08:54	HOLMAN, Justin 5 Yd Rush (MOFFITT, Shawn Kick)			0 7
UCF	FG	04:37	MOFFITT, Shawn 42 Yd			0 10
SECOND QUARTER					BYU	UCF
BYU	FG	05:12	Trevor Samson 32 Yd			3 10
THIRD QUARTER					BYU	UCF
BYU	TD	11:56	Colby Pearson 4 Yd Pass From Christian Stewart (Trevor Samson Kick)			10 10
BYU	TD	09:30	Devin Mahina 15 Yd Pass From Christian Stewart (Trevor Samson Kick)			17 10
BYU	TD	09:05	Devin Mahina 14 Yd Pass From Christian Stewart (Trevor Samson Kick)			24 10
UCF	TD	05:37	STANBACK, W. 2 Yd Rush (MOFFITT, Shawn Kick)			24 17
FOURTH QUARTER					BYU	UCF
UCF	TD	10:17	REESE, Josh 37 Yd Pass From HOLMAN, Justin (MOFFITT, Shawn Kick)			24 24
OT					BYU	UCF
UCF	TD	15:00	STANBACK, W. 4 Yd Pass From HOLMAN, Justin (MOFFITT, Shawn Kick)			24 31

TEAM STAT COMPARISON		
	BYU	UCF
1st Downs	21	22
Passing 1st Downs	7	16
Rushing 1st Downs	14	4
1st Downs from Penalties	0	2
3rd Down Efficiency	6-18	5-16
4th Down Efficiency	0-1	2-2
Total Yards	342	389
Passing	153	326
Comp-Att-Int	22-37-1	30-52-2
Average per attempt	4.1	6.3
Average per completion	7.0	10.9
Rushing	189	63
Rush Attempts	49	33
Yards per attempt	3.9	1.9
Red Zone (Made-Att)	4-7	3-4
Penalties	9-71	4-44
Turnovers	2	4
Fumbles lost	1	2
Interceptions Thrown	1	2
Defensive / Sp Teams TDs	0	0
Possession	28:07	31:53
Sacks	2-18	2-13
PAT Kicks	3-3	4-4
Field Goals	1-1	1-3

BYU Top Passing							
	C-Att-Int	Yds	Y/A	Lng	TD	Sack	Effic
Christian Stewart	22-37-1	153	4.1	19	3	2	115.55

BYU Top Rushers							
	No	Gain	Loss	Net	Avg	Lng	TD
Algernon Brown	16	82	2	80	5.0	10	0
Christian Stewart	13	65	13	52	4.0	20	0
Paul Lasike	12	55	4	51	4.3	13	0

BYU Top Receivers						
	No	Yds	Avg	Lng	TD	
Devin Mahina	4	46	11.5	15	2	
Jordan Leslie	4	21	5.3	8	0	
Mitch Mathews	3	24	8.0	13	0	

BYU Top Defensive Marks							
	Tot	Solo	Sacks	TFL/Y	PBU	FF	QBH
Robertson Daniel	10	7	0.0	0	2	0	0
Kai Nacua	7	6	0.0	0	1	0	0
Fred Warner	6	4	0.0	0	0	0	0



GAME 7

NEVADA

10.18.14 PROVO, UT - LaVell Edwards Stadium (ESPN2) ATT: 56,355

NEV	3	10	7	22	42
BYU	7	21	0	7	35

Nevada's late rally pushes Wolf Pack by BYU despite Cougar offense rolling

PROVO, Utah – Nevada scored 29 unanswered points in the second half to hand BYU football its third-consecutive loss as the Cougars fell 42-35 Saturday night at LaVell Edwards Stadium.

Scoring Summary

FIRST QUARTER					NEV	BYU
NEV	FG	11:13	ZUZO, Brent 44 Yd		3	0
BYU	TD	04:00	Paul Lasike 1 Yd Rush (Trevor Samson Kick)		3	7
SECOND QUARTER					NEV	BYU
BYU	TD	14:41	Paul Lasike 20 Yd Pass From Christian Stewart (Trevor Samson Kick)		3	14
NEV	TD	13:40	BUTLER, James 9 Yd Rush (ZUZO, Brent Kick)		10	14
BYU	TD	11:48	Mitch Mathews 20 Yd Pass From Christian Stewart (Trevor Samson Kick)		10	21
NEV	FG	05:24	ZUZO, Brent 26 Yd		13	21
BYU	TD	01:00	Mitch Mathews 11 Yd Pass From Christian Stewart (Trevor Samson Kick)		13	28
THIRD QUARTER					NEV	BYU
NEV	TD	08:16	FAJARDO, Cody 1 Yd Rush (ZUZO, Brent Kick)		20	28
FOURTH QUARTER					NEV	BYU
NEV	TD	11:18	TURNER, Richy 18 Yd Pass From FAJARDO, Cody		28	28
NEV	TD	07:34	FAJARDO, Cody 25 Yd Rush (ZUZO, Brent Kick)		35	28
NEV	TD	05:54	BUTLER, James 6 Yd Rush (ZUZO, Brent Kick)		42	28
BYU	TD	02:34	Keanu Nelson 8 Yd Pass From Christian Stewart (Trevor Samson Kick)		42	35

BYU senior quarterback Christian Stewart had career highs in completions (39), attempts (63), passing yards (408) and touchdowns (4). The BYU offense looked good early as Mitch Mathews had career highs with 16 catches and 182 receiving yards while catching two touchdowns.

The Wolf Pack took its first lead of the second half on quarterback Cody Fajardo's 25-yard touchdown run to put Nevada up 35-28 with 7:34 left in the game, and the Wolf Pack led the rest of the game.

On third-and-goal from the 1-yard line, senior captain Paul Lasike took the handoff and dove across the goal line for his first touchdown of the season to give BYU a 7-3 lead.

Lasike scored his second touchdown of the night and first receiving touchdown of his career on a 20-yard pass from Stewart to finish off a 14-play, 72-yard drive to put BYU up 14-3 early in the second quarter.

Fajardo found running back Don Jackson on a 66-yard screen pass down to the BYU 9-yard line. Freshman James Butler took care of the rest and dove into the end zone on the next play to cut BYU's lead to 14-10.

BYU's offense continued to click on the next drive as Stewart found Mathews for a 20-yard touchdown for a 21-10 edge.

The Cougars were able to punch it in one more time with a minute left in the first half when Stewart found Keanu Nelson for his first touchdown as a Cougar on a 7-yard pass, making the score 42-35.

TEAM STAT COMPARISON

	BYU	NEV
1st Downs	38	20
Passing 1st Downs	25	12
Rushing 1st Downs	13	7
1st Downs from Penalties	0	1
3rd Down Efficiency	13-21	7-17
4th Down Efficiency	4-4	4-4
Total Yards	601	411
Passing	408	285
Comp-Att-Int	39-63-0	26-40-0
Average per attempt	6.5	7.1
Average per completion	10.5	11.0
Rushing	193	126
Rush Attempts	39	36
Yards per attempt	4.9	3.5
Red Zone (Made-Att)	5-5	5-5
Penalties	6-75	6-36
Turnovers	3	0
Fumbles lost	3	0
Interceptions Thrown	0	0
Defensive / Sp Teams TDs	0	0
Possession	26:49	33:11
Sacks	1-1	6-25
PAT Kicks	5-5	4-4
Field Goals	0-1	2-2

After a missed field goal from BYU kicker Trevor Samson early in the third quarter, the Wolf Pack marched 74 yards in 13 plays capped by a 1-yard Fajardo touchdown run making the score 28-20 BYU.

After forcing a BYU fumble Nevada used an 11-play, 48-yard drive that ended with an 18-yard touchdown pass to Richy Turner, and Hasaan Henderson caught the two-point conversion to tie the game at 28 with 11:18 left in the fourth quarter.

After recovering a Stewart fumble, Butler put the Wolf Pack up 42-28 on a 6-yard touchdown run with 5:54 remaining in the game.

BYU marched 75 yards in 15 plays to get within seven when Stewart found Keanu Nelson for his first touchdown as a Cougar on a 7-yard pass, making the score 42-35.

BYU Top Passing

	C-Att-Int	Yds	Y/A	Lng	TD	Sack	Effic
Christian Stewart	39-63-0	408	6.5	23	4	6	137.26

BYU Top Rushers

		Yds	Y/A	Lng	TD	
Nate Carter	7	87	0	87	12.4	22
Christian Stewart	16	72	25	47	2.9	12
Paul Lasike	12	46	0	46	3.8	9

BYU Top Receivers

	No	Yds	Avg	Lng	TD
Mitch Mathews	16	182	11.4	23	2
Jordan Leslie	6	47	7.8	12	0
Paul Lasike	5	69	13.8	20	1

BYU Top Defensive Marks

	Tot	Solo	Sacks	TFL/Y	PBU	FF	QBH
Michael Davis	9	8	0.0	0	2	0	0
Robertson Daniel	6	6	0.0	0	3	0	0
Bronson Kaufusi	5	5	0.0	2/3	2	0	0

BOISE STATE

10.24.14 BOISE, ID - Albertsons Stadium (ESPN) ATT: 36,752

BYU	0	16	7	7	30
BSU	10	31	7	7	55

A 31-point second quarter was too much to overcome as Boise State handled the Cougars

Boise, Idaho – BYU gave up 637 yards to Boise State as the Cougars dropped their fourth game in a row Saturday night in Boise, 55-30.

Boise State (6-2, 3-0) jumped out to a 20-0 lead with 13:31 left in the first half. In the first quarter, the Broncos used a field goal on their first possession and 12-yard touchdown rush from quarterback Grant Hedrick to gain a 10-0 advantage. After kicking another field goal on the first play of the second half, Boise State used a 78-yard touchdown pass from Hedrick to receiver Thomas Sperbeck to give the Broncos a 20-point advantage.

BYU (4-4) scored its first touchdown with 9:12 left in the half, keying on plays from running backs Jamaal Williams and Paul Lasike. Williams ran it in from 17 yards out.

On the following drive, a trick play from Boise State resulted in a 49-yard touchdown completion from Hedrick to receiver Shane Williams-Rhodes. The touchdown increased the Broncos' lead back to 20 with 8:05 on the second quarter clock.

The Cougars responded with a one-play drive—an 81-yard touchdown pass from quarterback Christian Stewart to receiver Colby Pearson. The Cougars cut Boise State's lead to 27-14 with Pearson's second career touchdown.

The Broncos subsequently drove 77 yards on nine plays, punctuating their drive on a 3-yard touchdown run from running back Jay Ajayi.

Following a Scott Arellano punt that put the Broncos on their own 5-yard line, BYU defensive lineman Logan Taele brought down Ajayi in the end zone for a safety.

Leading 34-16, the Broncos intercepted Stewart after the free kick, and scored another touchdown on a 19-yard pass from Hedrick to receiver Troy Ware. Boise State took its 41-16 lead into halftime.

On Boise State's first possession of the second half, BYU freshman linebacker Fred Warner intercepted a pass in the flat and returned it 20 yards for a touchdown. With 11:54 left in the third quarter, the Broncos led 41-23.

Boise State added two touchdowns in the fourth quarter before BYU's Stewart called his own number, scoring on a 2-yard rush with 5:11 left in the game. Stewart's touchdown made the score 55-30. From there, the Broncos converted on a few first downs and ran into the clock.

BYU Top Passing							
	C-Att-Int	Yds	Y/A	Lng	TD	Sack	Effic
Christian Stewart	23-38-1	259	6.8	81	1	3	121.20

BYU Top Rushers							
	No	Gain	Loss	Net	Avg	Lng	TD
Jamaal Williams	16	72	2	70	4.4	17	1
Paul Lasike	3	4	0	4	1.3	3	0
Nate Carter	1	0	0	0	0.0	0	0

BYU Top Receivers					
	No	Yds	Avg	Lng	TD
Colby Pearson	5	109	21.8	81	1
Jordan Leslie	5	34	6.8	18	0
Mitch Mathews	4	54	13.5	19	0

BYU Top Defensive Marks							
	Tot	Solo	Sacks	TFL/Y	PBU	FF	QBH
Skye PoVey	8	6	0.0	1/2	0	0	0
Craig Bills	8	6	0.0	0	0	0	0
Bronson Kaufusi	7	5	1.0	1/8	1	0	2

Scoring Summary							
FIRST QUARTER						BYU	BSU
BSU	FG	12:21	GOODALE, Dan 21 Yd			0	3
BSU	TD	05:33	HEDRICK, Grant 12 Yd Rush (GOODALE, Dan Kick)			0	10
SECOND QUARTER						BYU	BSU
BSU	FG	14:56	GOODALE, Dan 25 Yd			0	13
BSU	TD	13:31	SPERBECK, T. 78 Yd Pass From HEDRICK, Grant (GOODALE, Dan Kick)			0	20
BYU	TD	09:12	Jamaal Williams 17 Yd Rush (Trevor Samson Kick)			7	20
BSU	TD	08:05	WILLIAMS-RHODES 49 Yd Pass From HEDRICK, Grant (GOODALE, Dan Kick)			7	27
BYU	TD	07:47	Colby Pearson 81 Yd Pass From Christian Stewart (Trevor Samson Kick)			14	27
BSU	TD	03:39	AJAYI, Jay 3 Yd Rush (GOODALE, Dan Kick)			14	34
BYU	SAF	01:26	Team			16	34
BSU	TD	00:42	WARE, Troy 19 Yd Pass From HEDRICK, Grant (GOODALE, Dan Kick)			16	41
THIRD QUARTER						BYU	BSU
BYU	TD	11:54	Fred Warner 20 Yd Int (Trevor Samson Kick)			23	41
BSU	TD	06:54	ROH, Jake 8 Yd Pass From HEDRICK, Grant (GOODALE, Dan Kick)			23	48
FOURTH QUARTER						BYU	BSU
BSU	TD	08:21	AJAYI, Jay 2 Yd Rush (GOODALE, Dan Kick)			23	55
BYU	TD	05:11	Christian Stewart 2 Yd Rush (Trevor Samson Kick)			30	55

TEAM STAT COMPARISON			BYU	BSU
1st Downs			17	28
Passing 1st Downs			12	15
Rushing 1st Downs			4	13
1st Downs from Penalties			1	0
3rd Down Efficiency			5-14	7-13
4th Down Efficiency			0-1	0-0
Total Yards			322	637
Passing			259	410
Comp-Att-Int			23-38-1	24-31-1
Average per attempt			6.8	13.2
Average per completion			11.3	17.1
Rushing			63	227
Rush Attempts			26	48
Yards per attempt			2.4	4.7
Red Zone (Made-Att)			2-3	7-7
Penalties			7-70	8-70
Turnovers			2	1
Fumbles lost			1	0
Interceptions Thrown			1	1
Defensive / SpTeams TDs			1	0
Possession			23:34	36:26
Sacks			2-10	3-16
PAT Kicks			4-4	7-7
Field Goals			0-0	2-2



GAME 9

MIDDLE TENNESSEE

11.1.14 MURFREESBORO, TN - Johnny "Red" Floyd Stadium (CBS SPORTS) ATT: 18,952

BYU	7	0	14	6	27
MT	0	7	0	0	7

BYU got back in the win column with a 27-7 win over Middle Tennessee, led by senior quarterback Christian Stewart

MURFREESBORO, Tenn. – Christian Stewart gave BYU football a 27-7 victory against Middle Tennessee Saturday, snapping a four-game losing streak.

Scoring Summary

FIRST QUARTER					BYU	MT
BYU	TD	12:36	Colby Pearson 37 Yd Pass From STEWART,Christ (Trevor Samson Kick)		7	0
SECOND QUARTER					BYU	MT
MT	TD	04:04	CLARKE, Devin 22 Yd Pass From GRAMMER, Austin (CLARK, Cody Kick)		7	7
THIRD QUARTER					BYU	MT
BYU	TD	09:24	Jordan Leslie 19 Yd Pass From STEWART,Christ (Trevor Samson Kick)		14	7
BYU	TD	00:20	Paul Lasike 2 Yd Rush (Trevor Samson Kick)		21	7
FOURTH QUARTER					BYU	MT
BYU	TD	04:37	STEWART,Christ 1 Yd Rush		27	7

Stewart finished with 316 passing yards, his second most as a Cougar. He passed to 10 players during the game.

Mitch Mathews led the receiving corps with 60 yards on six catches, while Jamaal Williams led in rushing with 49 yards on 16 carries. Skye PoVey had the most tackles with eight.

The Cougars started their first drive of the second half with 12:44 on the clock after Teu Kautai sacked Grammer, caused a fumble and forced Middle Tennessee to punt. A series of short plays put BYU on the 19-yard line. Scrambling, Stewart launched the ball to Jordan Leslie who stumbled into the end zone to break the tie and put BYU back in the lead 14-7.

Williams made his longest catch of the season on BYU's next scoring drive, but went down after a hit to the legs with a knee strain. The 28-yard catch set up the Cougars to score on a 2-yard Paul Lasike rush in the final minute of the third quarter. BYU led 21-7 going into the fourth quarter.

The BYU defense held Middle Tennessee scoreless with only 35 offensive yards in the third quarter, while the Cougar offense tallied 163 yards.

Jordan Preator opened the final quarter picking off a deep throw from Grammer. When the Cougars couldn't capitalize, punter Scott Arellano pinned the Blue Raiders on the 13-yard line with a career-long 81-yard punt, the longest in BYU history.

BYU converted a 4th-and-1 situation on the opening drive of the game as Stewart rushed for 5 yards to the BYU 45. Stewart and Colby Pearson put BYU on the board first on a 37-yard touchdown reception with 12:36 left in the first quarter. The touchdown reception was Pearson's third of his career and the team's third-longest scoring play of the year.

Defensive lineman Tomasi Lailue picked off a pass attempt from Middle Tennessee quarterback Austin Grammer with 5:12 in the first, but the offense wasn't able to score off the turnover.

A BYU fumble with six minutes left in the second quarter set up Middle Tennessee on its 40-yard line. The Blue Raiders marched down the field, scoring on a 22-yard catch to tie the score 7-7 with four minutes until halftime.

TEAM STAT COMPARISON

	BYU	MT
1st Downs	25	17
Passing 1st Downs	15	6
Rushing 1st Downs	9	9
1st Downs from Penalties	1	2
3rd Down Efficiency	8-18	6-16
4th Down Efficiency	1-3	0-0
Total Yards	444	228
Passing	316	119
Comp-Att-Int	28-45-0	16-32-2
Average per attempt	7.0	3.7
Average per completion	11.3	7.4
Rushing	128	109
Rush Attempts	39	37
Yards per attempt	3.3	2.9
Red Zone (Made-Att)	3-3	0-1
Penalties	7-70	2-12
Turnovers	0	2
Fumbles lost	0	0
Interceptions Thrown	0	2
Defensive / Sp Teams TDs	0	0
Possession	31:07	28:53
Sacks	4-29	3-11
PAT Kicks	3-4	1-1
Field Goals	0-0	0-1

BYU Top Passing

	C-Att-Int	Yds	Y/A	Lng	TD	Sack	Effic
Christian Stewart	28-45-0	316	7.0	37	2	3	135.88

BYU Top Rushers

	No	Gain	Loss	Net	Avg	Lng	TD
Jamaal Williams	16	50	1	49	3.1	9	0
Paul Lasike	5	28	0	28	5.6	13	1
Adam Hine	3	25	0	25	8.3	18	0

BYU Top Receivers

	No	Yds	Avg	Lng	TD
Mitch Mathews	6	60	10.0	14	0
Devin Mahina	4	40	10.0	22	0
Paul Lasike	4	22	5.5	14	0

BYU Top Defensive Marks

	Tot	Solo	Sacks	TFL/Y	PBU	FF	QBH
Skye PoVey	8	7	0.0	1/2	0	0	0
Zac Stout	7	7	0.0	0	0	0	0
Bronson Kaufusi	6	5	1.0	1/6	0	0	0

UNLV

11.15.14 PROVO, UT - LaVell Edwards Stadium (BYUTV) ATT: 53,622

Balanced offense and three scores from Lasike power BYU past UNLV for second-consecutive win

PROVO, Utah – Paul Lasike recorded a career-high three touchdowns while leading BYU football to a 42-23 blowout win over UNLV Saturday at LaVell Edwards Stadium.

Lasike totaled 70 yards and two touchdowns on the ground along with one reception for 26 yards and a touchdown. Christian Stewart passed for 325 yards and three touchdowns, completing 18 of 32 passes. Mitch Mathews led all receivers with six catches for 120 yards and a touchdown.

The Cougars broke the game wide open in the third quarter, scoring three touchdowns. The first score came on BYU's opening drive capped by a 15-yard touchdown pass from Stewart to Devin Mahina.

Later in the quarter, Lasike scored his third touchdown of the game when Stewart faked a handoff in the backfield and found Lasike down the seam for a 26-yard scoring strike to extend the Cougar lead to 35-16.

Mathews scored BYU's third touchdown of the quarter on an 8-yard reception from Stewart that was set up one play earlier by a 35-yard pass to Jordan Leslie.

Both teams started slowly to begin the game. BYU got on the board with 1:43 left in the first quarter when Leslie scored on a rush after a lateral pass from Stewart. The touchdown tied the longest rushing touchdown of the year for BYU.

Lasike extended the lead to 14-3, taking a handoff from Stewart and rushing off-tackle for an 8-yard touchdown. After another touchdown and field goal from UNLV, BYU closed the half with a 5-play, 65-yard drive and another Lasike touchdown to lead 21-13.

The Cougars totaled 592 total yards of offense with 325 through the air and 267 on the ground.

Bronson Kaufusi led the defense with 9 tackles including two sacks. His two sacks marked the third game in a row he has recorded at least one sack. Kai Nacua forced a turnover when he picked off the UNLV quarterback for his second interception this season.

UNLV	3	10	10	0	23
BYU	7	14	21	0	42

Scoring Summary

FIRST QUARTER					UNLV	BYU
UNLV	FG	09:13	LEIVA, Jonathan 46 Yd			3 0
BYU	TD	07:25	Jordan Leslie 30 Yd Rush (Trevor Samson Kick)			3 7
SECOND QUARTER					UNLV	BYU
BYU	TD	06:18	Paul Lasike 8 Yd Rush (Trevor Samson Kick)			3 14
UNLV	TD	05:32	MURRAY-LAWRENCE 68 Yd Rush (LEIVA, Jonathan Kick)			10 14
UNLV	FG	03:00	LEIVA, Jonathan 21 Yd			13 14
BYU	TD	01:23	Paul Lasike 4 Yd Rush (Trevor Samson Kick)			13 21
THIRD QUARTER					UNLV	BYU
BYU	TD	13:25	Devin Mahina 15 Yd Pass From STEWART,Christ (Trevor Samson Kick)			13 28
UNLV	FG	11:11	LEIVA, Jonathan 33 Yd			16 28
BYU	TD	05:42	Paul Lasike 26 Yd Pass From STEWART,Christ (Trevor Samson Kick)			16 35
UNLV	TD	01:57	BOYD, Devonte 40 Yd Pass From LEBOW-ITZ, Jared (LEIVA, Jonathan Kick)			23 35
BYU	TD	01:31	Mitch Mathews 8 Yd Pass From STEWART,Christ (Trevor Samson Kick)			23 42

TEAM STAT COMPARISON

	BYU	UNLV
1st Downs	23	18
Passing 1st Downs	12	10
Rushing 1st Downs	10	7
1st Downs from Penalties	1	1
3rd Down Efficiency	6-14	6-22
4th Down Efficiency	0-1	2-3
Total Yards	592	403
Passing	325	204
Comp-Att-Int	18-32-0	20-45-1
Average per attempt	10.2	4.5
Average per completion	18.1	10.2
Rushing	267	199
Rush Attempts	41	45
Yards per attempt	6.5	4.4
Red Zone (Made-Att)	4-4	2-2
Penalties	5-50	6-43
Turnovers	2	1
Fumbles lost	2	0
Interceptions Thrown	0	1
Defensive / Sp. Teams TDs	0	0
Possession	25:31	34:29
Sacks	3-28	2-18
PAT Kicks	6-6	2-2

BYU Top Passing							
	C-Att-Int	Yds	Y/A	Lng	TD	Sack	Effic
Christian Stewart	18-32-0	325	10.2	48	3	2	172.50

BYU Top Rushers							
	No	Gain	Loss	Net	Avg	Lng	TD
Paul Lasike	8	70	0	70	8.8	39	2
Nate Carter	7	57	2	55	7.9	31	0
Adam Hine	8	46	1	45	5.6	25	0

BYU Top Receivers					
	No	Yds	Avg	Lng	TD
Mitch Mathews	6	120	20.0	48	1
Jordan Leslie	5	68	13.6	35	0
Terenn Houk	2	38	19.0	22	0

BYU Top Defensive Marks							
	Tot	Solo	Sacks	TFL/Y	PBU	FF	QBH
Bronson Kaufusi	9	8	2.0	3/21	0	0	0
Zac Stout	6	4	0.0	0	0	0	0
Kai Nacua	5	4	0.0	1/1	1	0	0



GAME 11

SAVANNAH STATE

11.22.14 PROVO, UT - LaVell Edwards Stadium (BYUTV) ATT: 52,123

SAV 0 0 0 0 0
BYU 21 30 0 13 64

BYU dominates the Tigers on Senior Day

PROVO, Utah – Senior quarterback Christian Stewart accounted for six touchdowns and junior Nate Carter rushed for a career-high as BYU beat Savannah State 64-0 on Senior Day Saturday at LaVell Edwards Stadium.

Scoring Summary

FIRST QUARTER				SAV	BYU
BYU	TD	13:40	Mitch Mathews 71 Yd Pass From Christian Stewart (Trevor Samson Kick)	0	7
BYU	TD	07:24	Christian Stewart 16 Yd Rush (Trevor Samson Kick)	0	14
BYU	TD	03:32	Mitch Mathews 15 Yd Pass From Christian Stewart (Trevor Samson Kick)	0	21
SECOND QUARTER				SAV	BYU
BYU	TD	12:31	Terenn Houk 9 Yd Pass From Christian Stewart (Trevor Samson Kick)	0	28
BYU	TD	12:05	Christian Stewart 6 Yd Rush (Trevor Samson Kick)	0	35
BYU	TD	10:03	Jordan Leslie 1 Yd Pass From Christian Stewart (Trevor Samson Kick)	0	42
BYU	TD	04:12	Nate Carter 2 Yd Rush (Trevor Samson Kick)	0	49
BYU	SAF	02:19	Team	0	51
FOURTH QUARTER				SAV	BYU
BYU	FG	14:55	Trevor Samson 31 Yd	0	54
BYU	FG	12:47	Trevor Samson 32 Yd	0	57
BYU	TD	02:08	AJ Moore 6 Yd Rush (Trevor Samson Kick)	0	64

TEAM STAT COMPARISON

	BYU	SAV
1st Downs	27	6
Passing 1st Downs	9	1
Rushing 1st Downs	17	3
1st Downs from Penalties	1	2
3rd Down Efficiency	7-14	2-14
4th Down Efficiency	2-2	0-3
Total Yards	498	63
Passing	234	40
Comp-Att-Int	15-20-0	10-28-1
Average per attempt	11.7	1.4
Average per completion	15.6	4.0
Rushing	264	23
Rush Attempts	62	23
Yards per attempt	4.3	1.0
Red Zone (Made-Att)	9-9	0-0
Penalties	7-75	8-29
Turnovers	1	3
Fumbles lost	1	2
Interceptions Thrown	0	1
Defensive / Sp TDs	0	0
Possession	35:56	24:04
Sacks	2-11	0-0
PAT Kicks	8-8	0-0
Field Goals	2-2	0-0

Stewart completed 13 of 18 passes for 207 yards and four touchdowns while rushing for two more touchdowns. Junior receiver Mitch Mathews caught four passes for 110 yards and two touchdowns for his third career multi-touchdown game at BYU. Stewart also connected with receivers Jordan Leslie and Terenn Houk for touchdowns.

Carter anchored BYU's ground game with 20 carries for a career-high 116 yards and a touchdown. Sophomore AJ Moore added 62 rushing yards and a touchdown.

The Cougars (7-4) scored promptly after receiving the opening kickoff, using a four-play, 85-yard drive for a touchdown. Receiving the snap from the BYU 29, Stewart dropped back, rolled right and found Mathews slanting deep over the middle. Mathews escaped the grasp of a Savannah State (0-12) defensive back and sprinted to the end zone for a 71-yard touchdown.

BYU's defense forced a punt on the Tigers' first possession. Eight plays and 80 yards later, Stewart faked a handoff and ran left for a 16-yard score.

After forcing another punt, the Cougars struck again, with Stewart hooking up Mathews with another touchdown reception—this time from 16 yards out. Mathews' grab in the corner of the end zone gave BYU a 21-0 lead with 3:32 left in the first quarter.

Savannah State failed on a fake punt on its first possession of the second quarter, giving the Cougar offense a short field. Stewart found Houk in the middle of the endzone for a 9-yard touchdown pass.

On the ensuing Tiger possession, BYU senior linebacker Alani Fua intercepted a pass and returned it 20 yards to the Savannah State six. Stewart ran for a 6-yard touchdown on the offense's first possession, increasing BYU's lead to 35-0.

The Cougars repeated their previous feat with another one-play touchdown two minutes later, when the Tigers muffed a punt attempt, and BYU sophomore safety Kai Nacua dove on the football at the Savannah State one. Stewart faked a handoff, rolled left and found senior receiver Jordan Leslie for the score. The ensuing extra point put the Cougars up 42-0, with Stewart accounting for all six touchdowns.

Seeing their first career snaps, freshmen McCoy Hill and Hunter Moore took over the reigns at quarterback with just over eight minutes left in the first half.

BYU Top Passing

	C-Att-Int	Yds	Y/A	Lng	TD	Sack	Effic
Christian Stewart	13-18-0	207	11.5	71	4	0	242.16

BYU Top Rushers

	No	Gain	Loss	Net	Avg	Lng	TD
Nate Carter	20	117	1	116	5.8	15	1
AJ Moore	10	62	0	62	6.2	22	1
Christian Stewart	5	44	0	44	8.8	16	2

BYU Top Receivers

	No	Yds	Avg	Lng	TD
Mitch Mathews	4	110	27.5	71	2
Jordan Leslie	3	36	12.0	23	1
Devin Mahina	2	32	16.0	24	0

BYU Top Defensive Marks

	Tot	Solo	Sacks	TFL/Y	PBU	FF	QBH
Kavika Fonua	5	5	0.0	1/1	0	0	0
Zac Stout	5	3	0.0	1/1	1	1	0
Austin Heder	4	2	0.0	0	0	0	0

CALIFORNIA

11.29.14 BERKELEY, CA - California Memorial Stadium (PAC-12 NETWORK) ATT: 47,856

The Cougars outlasted the Cal Bears in a shootout with over 1,000 total yards of offense

BERKELEY, California – Two touchdowns each from Jordan Leslie and Mitchell Juergens led BYU to a 42-35 victory over Cal in Berkeley on Saturday.

Christian Stewart threw five touchdowns on 23 of 38 for 433 yards and one interception. BYU's wide receivers came up big against Cal, as Juergens had two touchdowns and 107 yards (a career-high), and Leslie had 155 yards and two touchdowns. Paul Lasike led the running backs with one touchdown and 63 yards.

Up 42-35 after a 38-yard touchdown catch by Leslie, BYU played tough defense during Cal's final drive. The Bears converted on fourth down with a 12-yard pass to Harper, but Robertson Daniel and Michael Davis both stopped potential touchdown passes to hold onto the lead and win the game 42-35.

Three Cougars recorded double-figure tackles, with Kai Nacua collecting a team-high 14 tackles. Skye PoVey recorded 11, and Harvey Jackson had a career-high 10.

With 11:49 left in the game, Stewart found Leslie for an 83-yard reception to go up 35-28. It was BYU's first lead since going ahead 14-7 in the first quarter, but Cal answered right back with a 23-yard reception by Trevor Davis to tie it back up at 35-all with 9:17 left.

Algernon Brown caught a 22-yard touchdown in the third quarter with 9:12 left to tie the game again at 21-21. He powered through three defenders to make his way to the end zone. Stewart kept the drive alive by finding Terenn Houk for a 13-yard reception to convert on the third down.

With 8:25 left in the third quarter, PoVey intercepted Jared Goff and returned it 27 yards. Juergens had a 29-yard reception to get BYU within a yard of the end zone. Stewart fumbled the ball on the 1-yard line, which was recovered by Cal's Stefan McClure for 22 yards. The Bears took advantage of the turnover with Tre Watson scoring a 9-yard rushing touchdown to go up 28-21 with 4:12 left in the third quarter.

The Cougars bounced back and rushed the ball up the field for a touchdown. Lasike avoided four Cal defenders for a 28-yard reception, which put Stewart in position to find Juergens for a 9-yard touchdown reception to even the score at 28-28 with 1:08 left in the third quarter to set up the thrilling fourth quarter.

BYU	14	0	14	14	42
CAL	7	14	7	7	35

Scoring Summary

FIRST QUARTER					BYU	CAL
BYU	TD	12:18	Paul Lasike 1 Yd Rush (Trevor Samson Kick)		7	0
CAL	TD	07:37	Lawler, Kenny 9 Yd Pass From Goff, Jared (Langford, James Kick)		7	7
BYU	TD	01:04	Mitchell Juergens 47 Yd Pass From STEWART,Christ (Trevor Samson Kick)		14	7
SECOND QUARTER					BYU	CAL
BYU	TD	12:18	Paul Lasike 1 Yd Rush (Trevor Samson Kick)		7	0
CAL	TD	07:37	Lawler, Kenny 9 Yd Pass From Goff, Jared (Langford, James Kick)		7	7
THIRD QUARTER					BYU	CAL
BYU	TD	09:12	Algernon Brown 22 Yd Pass From STEWART,Christ (Trevor Samson Kick)		21	21
CAL	TD	04:12	Watson, Tre 9 Yd Rush (Langford, James Kick)		21	28
BYU	TD	01:08	Mitchell Juergens 9 Yd Pass From STEWART,Christ (Trevor Samson Kick)		28	28
FOURTH QUARTER					BYU	CAL
BYU	TD	11:49	Jordan Leslie 83 Yd Pass From STEWART,Christ (Trevor Samson Kick)		35	28
CAL	TD	09:17	Davis, Trevor 23 Yd Pass From Goff, Jared (Langford, James Kick)		35	35
BYU	TD	02:39	Jordan Leslie 38 Yd Pass From STEWART,Christ (Trevor Samson Kick)		42	35

TEAM STAT COMPARISON

	BYU	CAL
1st Downs	26	34
Passing 1st Downs	16	22
Rushing 1st Downs	6	8
1st Downs from Penalties	4	4
3rd Down Efficiency	7-14	12-21
4th Down Efficiency	3-3	2-3
Total Yards	540	566
Passing	433	393
Comp-Att-Int	23-38-1	38-60-1
Average per attempt	11.4	6.6
Average per completion	18.8	10.3
Rushing	107	173
Rush Attempts	39	41
Yards per attempt	2.7	4.2
Red Zone (Made-Att)	2-3	4-5
Penalties	9-90	7-78
Turnovers	2	1
Fumbles lost	1	0
Interceptions Thrown	1	1
Defensive / Sp. Teams TDs	0	0
Possession	25:02	34:58
Sacks	2-13	3-25
PAT Kicks	6-6	5-5
Field Goals	0-0	0-1

BYU Top Passing							
	C-Att-Int	Yds	Y/A	Lng	TD	Sack	Effic
Christian Stewart	23-38-1	433	11.4	83	5	3	194.40

BYU Top Rushers							
	No	Gain	Loss	Net	Avg	Lng	TD
Jamaal Williams	15	219	0	219	14.6	66	1
Taysom Hill	26	181	27	154	5.9	35	1
Algernon Brown	1	10	0	10	10.0	10	0

BYU Top Receivers					
	No	Yds	Avg	Lng	TD
Skyler Ridley	3	27	9.0	11	0
JD Falslev	3	12	4.0	5	1
Kaneakua Friel	2	18	9.0	10	1

BYU Top Defensive Marks							
	Tot	Solo	Sacks	TFL/Y	PBU	FF	QBH
Uani ' Unga	11	9	0.0	0.5/1	0	0	0
Mike Hague	8	8	0.0	0	0	0	1
Bronson Kaufusi	6	5	2.0	3/11	0	0	0



GAME 13

MEMPHIS

12.22.14 MIAMI, FL - Marlins Park (ESPN) ATT: 20,761

	1	2	3	4	OT	F
BYU	14	14	0	17	3	48
MEM	17	7	14	7	10	55

Scoring Summary

FIRST QUARTER					BYU	MEM
MEM	TD	13:54	MALONE, Keiwone 33 Yd Pass From LYNCH, Paxton (ELLIOTT, Jake Kick)		0	7
BYU	TD	12:17	Mitchell Juergens 47 Yd Pass From Christian Stewart (Trevor Samson Kick)		7	7
MEM	TD	09:49	LYNCH, Paxton 1 Yd Rush (ELLIOTT, Jake Kick)		7	14
BYU	TD	07:16	Mitch Mathews 25 Yd Pass From Christian Stewart (Trevor Samson Kick)		14	14
MEM	FG	02:22	ELLIOTT, Jake 39 Yd		14	17
SECOND QUARTER					BYU	MEM
MEM	TD	12:44	LYNCH, Paxton 3 Yd Rush (ELLIOTT, Jake Kick)		14	24
BYU	TD	04:55	Jordan Leslie 23 Yd Pass From Christian Stewart (Trevor Samson Kick)		21	24
BYU	TD	03:11	Paul Lasike 3 Yd Rush (Trevor Samson Kick)		28	24
THIRD QUARTER					BYU	MEM
MEM	TD	09:50	LYNCH, Paxton 1 Yd Rush (ELLIOTT, Jake Kick)		28	31
MEM	TD	03:45	CROSS, Alan 17 Yd Pass From LYNCH, Paxton (ELLIOTT, Jake Kick)		28	38
FOURTH QUARTER					BYU	MEM
BYU	FG	11:35	Trevor Samson 23 Yd		31	38
BYU	TD	10:52	Paul Lasike 7 Yd Rush (Trevor Samson Kick)		38	38
BYU	TD	07:48	Zac Stout 19 Yd Int (Trevor Samson Kick)		45	38
MEM	TD	00:45	MALONE, Keiwone 5 Yd Pass From LYNCH, Paxton (ELLIOTT, Jake Kick)		45	45
OVERTIME					BYU	MEM
BYU	FG	15:00	Trevor Samson 45 Yd		48	45
MEM	FG	15:00	ELLIOTT, Jake 54 Yd		48	48
MEM	TD	15:00	PROCTOR, Rod. 11 Yd Pass From LYNCH, Paxton (ELLIOTT, Jake Kick)		48	55

BYU Top Passing

	C-Att-Int	Yds	Y/A	Lng	TD	Sack	Effic
Christian Stewart	23-48-3	348	7.3	47	3	2	116.94

BYU Top Rushers

	No	Gain	Loss	Net	Avg	Lng	TD
Algernon Brown	19	80	1	79	4.2	12	0
Paul Lasike	7	14	3	11	1.6	7	2
Mitchell Juergens	1	3	0	3	3.0	3	0

BYU Top Receivers

	No	Yds	Avg	Lng	TD
Mitch Mathews	9	82	9.1	25	1
Mitchell Juergens	4	87	21.8	47	1
Devin Mahina	2	54	27.0	41	0

BYU Top Defensive Marks

	Tot	Solo	Sacks	TFL/Y	PBU	FF	QBH
Skye PoVey	9	8	0.0	1/1	1	0	0
Michael Davis	8	8	0.0	0	1	0	0
Logan Taele	8	4	0.0	0	0	0	1



BYU fell to Memphis in a double-overtime thriller at the inaugural Miami Beach Bowl.

MIAMI – BYU fell to Memphis in the inaugural Miami Beach Bowl 55-48 in double overtime Monday afternoon at Marlins Park.

BYU (8-5) drops to 2-2 against the American Athletic Conference this season with wins against Houston and UConn and losses to UCF and Memphis (10-3, 7-1 AAC).

Christian Stewart went 23 of 48 for 348 yards and three touchdowns to go along with three interceptions. Stewart spread the ball around, completing passes to 10 different receivers.

Mitch Mathews led all pass catchers with nine receptions for 82 yards and a touchdown. Mitchell Juergens caught four balls for 87 yards and a score. Jordan Leslie only caught one pass in his last game as a Cougar, but it went for 23 yards and a touchdown.

BYU totaled 425 yards, compared to 480 for Memphis. The Tigers outgained the Cougars on the ground 174-77 and also dominated the time of possession 46:32-28:28. After losing the overtime coin toss, BYU kicker Trevor Samson drilled a career-long 45-yard field goal to put BYU up 48-45. Memphis bested the Cougars' kick with a 55-yard kick from Jake Elliott to send it to double overtime.

Memphis opened up the second overtime with an 11-yard touchdown pass to Roderick Proctor, and DeShaughn Terry picked off Stewart at the goal line to end the game.

After the Cougars struggled on offense much of the third quarter, linebacker Manoa Pikula recorded his first interception of his career to give BYU life with 13 minutes left in the game. After a long pass to tight end Devin Mahina to get inside the Tiger 10-yard line, Samson drilled a 23-yard field goal to make the score 38-31 in favor of Memphis.

On the following kickoff, BYU safety Chris Badger recovered a fumble forced by freshman linebacker Va'a Niumatalolo, giving the ball back to the Cougar offense inside the Memphis 30-yard line. Paul Lasike scored from seven yards out up the middle to tie the game at 38 with 10:42 to go.

TEAM STAT COMPARISON

	BYU	MEM
1st Downs	22	24
Passing 1st Downs	15	15
Rushing 1st Downs	6	8
1st Downs from Penalties	1	1
3rd Down Efficiency	6-20	8-20
4th Down Efficiency	2-2	3-3
Total Yards	425	480
Passing	348	306
Comp-Att-Int	23-49-3	24-46-3
Average per attempt	7.1	6.7
Average per completion	15.1	12.8
Rushing	77	174
Rush Attempts	42	51
Yards per attempt	1.8	3.4
Red Zone (Made-Att)	3-3	6-7
Penalties	7-70	6-43
Turnovers	4	5
Fumbles lost	1	2
Interceptions Thrown	3	3
Defensive / Sp Teams TDs	1	0
Possession	29:13	30:47
Sacks	1-7	2-22
PAT Kicks	6-6	7-7
Field Goals	2-2	2-3

After a great punt from Scott Arellano to pin the Tigers deep in their own territory, BYU linebacker Zac Stout read Memphis quarterback Paxton Lynch and stepped in front of a pass intercepting it and running it back for a touchdown to give BYU the 45-38 lead with under eight minutes left in the game.

With 45 seconds left in the game and Memphis facing a fourth down inside the BYU red zone, Lynch scrambled around in the backfield for what seemed like forever and found Keiwone Malone to tie the game at 45. The touchdown capped an eight-play, 33-yard drive to send the game to overtime.

To start the game the Cougars and Tigers didn't waste any time giving fans in Miami something to cheer for. Lasike fumbled on the second play of the game, setting Memphis up with excellent field position. Three plays later, Memphis quarterback Paxton Lynch found Malone for a 33-yard touchdown pass to put the Tigers up 7-0.

BYU responded quickly. Stewart led a five-play, 82-yard drive capped off with a 47-yard touchdown pass to Juergens.

After a short kickoff from Samson, Memphis was set up with great field position, and the Tigers took advantage, marching 58 yards in eight plays to regain a 14-7 lead. Lynch dove for the pylon, using his 6-foot-7 height to just reach the end zone from 1 yard out.

On the next BYU possession, Stewart found Mathews from 25 yards out for a score to tie the game at 14.

With the Tigers driving inside the BYU 10-yard line, Cougar defensive lineman Graham Rowley forced a fumble, stripping Paxton, and BYU safety Skye PoVey jumped on it for the Cougars.

The Tigers held BYU after the turnover, forcing a punt from Arellano. The Tigers then marched 44 yards, and Elliott kicked a 39-yard field goal to put Memphis up 14-7.

After a Stewart interception on the last play of the first quarter, Lynch ran in his second touchdown of the game from 3 yards out to put Memphis up 24-14 with 12:44 left in the second quarter.

After defensive stops from both teams, BYU mounted an impressive drive to get within three with 4:55 left in the first half. The Cougars went on a 14-play, 62-yard drive where Stewart found Jordan Leslie on fourth down for a 23-yard touchdown pass.

On the following Memphis possession, BYU linebacker Alani Fua picked off Lynch and ran the ball all the way back to the Tiger 15-yard line. Lasike scored his sixth touchdown of the season on a 3-yard run to give BYU their first lead of the game, 28-24 heading into halftime.





2014 ALL-INDEPENDENT TEAMS

FBS ALL-INDEPENDENT TEAM

OFFENSE

QB	Keenan Reynolds (Jr.)	Navy
RB	Noah Copeland (Sr.)	Navy
RB	Larry Dixon (Sr.)	Army
WR	Will Fuller (So.)	Notre Dame
WR	Mitch Mathews (Jr.)	BYU
TE	Ben Koyack (Sr.)	Notre Dame
OL	E.K. Binns (Jr.)	Navy
OL	Tejan Koroma (Fr.)	BYU
OL	De'Ondre Wesley (Sr.)	BYU
OL	Ronnie Stanley (Jr.)	Notre Dame
OL	Jake Zuzek (Sr.)	Navy

DEFENSE

DL	Will Anthony (Jr.)	Navy
DL	Sheldon Day (Jr.)	Notre Dame
DL	Jarron Jones (Jr.)	Notre Dame
LB	Bronson Kaufusi (Jr.)	BYU
LB	Joe Schmidt (Sr.)	Notre Dame
LB	Jaylon Smith (So.)	Notre Dame
LB	Jeremy Timpf (So.)	Army
DB	Parrish Gaines (Sr.)	Navy
DB	Josh Jenkins (So.)	Army
DB	Cole Luke (So.)	Notre Dame
DB	Skye PoVey (Sr.)	BYU

SPECIAL TEAMS

PK	Trevor Samson (Jr.)	BYU
P	Scott Arellano (Sr.)	BYU
KR	Adam Hine (Jr.)	BYU

HONORABLE MENTION BYU PLAYERS

DB Craig Bills (Sr.), DB Robertson Daniel (Sr.), OL Kyle Johnson (So.), TE Devin Mahina (Sr.), QB Christian Stewart (Sr.), LB Zac Stout (Sr.), DL Travis Tuiloma (So.), RB Jamaal Williams (Jr.)

OFFENSIVE PLAYER OF THE YEAR

QB	Keenan Reynolds	Navy
----	-----------------	------

CO-DEFENSIVE PLAYERS OF THE YEAR

LB	Joe Schmidt	Notre Dame
LB	Jaylon Smith	Notre Dame

SPECIAL TEAMS PLAYER OF THE YEAR

P	Scott Arellano	BYU
----------	-----------------------	------------

FRESHMAN OF THE YEAR

OL	Tejan Koroma	BYU
-----------	---------------------	------------

PHIL STEELE ALL-INDEPENDENT FIRST TEAM

OFFENSE

QB	Keenan Reynolds	Navy
RB	Noah Copeland (Sr.)	Navy
RB	Larry Dixon (Sr.)	Army
WR	Will Fuller (So.)	Notre Dame
WR	Mitch Mathews (Jr.)	BYU
WR	Jordan Leslie (Sr.)	BYU
TE	Ben Koyack (Sr.)	Notre Dame
OL	Matt Hugenberg	Army
OL	Tejan Koroma (Fr.)	BYU
OL	De'Ondre Wesley (Sr.)	BYU
OL	Ronnie Stanley (Jr.)	Notre Dame
OL	Jake Zuzek (Sr.)	Navy

DEFENSE

DL	Will Anthony (Jr.)	Navy
DL	Sheldon Day (Jr.)	Notre Dame
DL	Jarron Jones (Jr.)	Notre Dame
DL	QuayShawne Buckley	Idaho
LB	Bronson Kaufusi (Jr.)	BYU
LB	Joe Schmidt (Sr.)	Notre Dame
LB	Jordan Drake	Navy
LB	Jeremy Timpf (So.)	Army
DB	Josh Jenkins (So.)	Army
DB	Cole Luke (So.)	Notre Dame
DB	Skye PoVey (Sr.)	BYU
DB	Robertson Daniel (Sr.)	BYU

SPECIAL TEAMS

PK	Trevor Samson (Jr.)	BYU
P	Scott Arellano (Sr.)	BYU
KR	Adam Hine (Jr.)	BYU
PR	Cody Riggs (Sr.)	Notre Dame

PHIL STEELE ALL-FRESHMAN TEAM

OL	Tejan Koroma	BYU
-----------	---------------------	------------

2014 STATISTICAL COMPARISONS

CATEGORY	BYU	INDY	NCAA
Scoring Off.	37.1	1st	14
Scoring Def.	27.5	2nd	71st
Passing Off.	278.7	2nd	26th
Passing Def.	269.7	4th	112th
Rushing Off.	181.8	3rd	47th
Rushing Def.	121.8	1st	20th
Total Off.	460.5	1st	26th
Total Def.	391.5	1st	56th
Turnover Margin	-0.08	2nd	66th
Punting	41.19	1st	10th
Punt Returns	7.47	2nd	67th
Kickoff Returns	19.67	3rd	93rd



TEAM STATISTICS

	BYU	OPP
SCORING	482	358
Points Per Game	37.1	27.5
FIRST DOWNS	325	282
Rushing	143	87
Passing	160	164
Penalty	22	31
RUSHING YARDAGE	2363	1584
Yards gained rushing	2724	1859
Yards lost rushing	361	275
Rushing Attempts	567	483
Average Per Rush	4.2	3.3
Average Per Game	181.8	121.8
TDs Rushing	28	19
PASSING YARDAGE	3612	3506
Comp-Att-Int	288-482-12	318-549-14
Average Per Pass	7.5	6.4
Average Per Catch	12.5	11.0
Average Per Game	277.8	269.7
TDs Passing	32	25
TOTAL OFFENSE	5975	5090
Total Plays	1049	1032
Average Per Play	5.7	4.9
Average Per Game	459.6	391.5
KICK RETURNS: #-Yards	49-924	69-1235
PUNT RETURNS: #-Yards	30-224	24-224
INT RETURNS: #-Yards	14-249	12-61
KICK RETURN AVERAGE	18.9	17.9
PUNT RETURN AVERAGE	7.5	9.3
INT RETURN AVERAGE	17.8	5.1
FUMBLES-LOST	30-15	22-12
PENALTIES-Yards	110-1044	89-783
Average Per Game	80.3	60.2
PUNTS-Yards	69-3106	81-3221
Average Per Punt	45.0	39.8
Net punt average	41.2	36.3
KICKOFFS-Yards	87-5031	72-4315
Average Per Kick	57.8	59.9
Net kick average	38.7	39.5
TIME OF POSSESSION/Game	27:54	32:06
3RD-DOWN Conversions	89/205	85/224
3rd-Down Pct	43%	38%
4TH-DOWN Conversions	15/23	17/28
4th-Down Pct	65%	61%
SACKS BY-Yards	25-152	36-211
MISC YARDS	1	0
TOUCHDOWNS SCORED	63	44
FIELD GOALS-ATTEMPTS	12-14	17-25
ON-SIDE KICKS	0-0	0-0
RED-ZONE SCORES	(52-59) 88%	(42-50) 84%
RED-ZONE TOUCHDOWNS	(42-59) 71%	(32-50) 64%
PAT-ATTEMPTS	(62-63) 98%	(41-43) 95%
ATTENDANCE	342843	273720
Games/Avg Per Game	6/57140	6/45620
Neutral Site Games		1/20761



RUSHING									
	GP	Att	Gain	Loss	Net	Avg	TD	Long	Avg/G
WILLIAMS, Jamaal	8	110	528	13	515	4.7	4	31	64.4
HILL, Taysom	6	86	542	79	463	5.4	8	30	77.2
LASIKE, Paul	13	79	371	7	364	4.6	7	39	28.0
BROWN, Algernon	9	68	332	8	324	4.8	0	25	36.0
CARTER, Nate	8	46	293	3	290	6.3	1	31	36.2
STEWART, Christian	11	82	321	158	163	2.0	4	25	14.8
HINE, Adam	11	40	159	5	154	3.8	2	25	14.0
MOORE, AJ	1	10	62	0	62	6.2	1	22	62.0
LESLIE, Jordan	13	3	34	0	34	11.3	1	30	2.6
MOORE, Hunter	1	7	30	0	30	4.3	0	8	30.0
HILL, McCoy	1	5	29	2	27	5.4	0	12	27.0
JUERGENS, Mitch	13	6	23	0	23	3.8	0	5	1.8
HO CHING, Toloa	8	1	0	0	0	0.0	0	0	0.0
ARELLANO, Scott	13	1	0	1	-1	-1.0	0	0	-0.1
DYE, Trey	6	1	0	2	-2	-2.0	0	0	-0.3
HOUK, Terenn	12	1	0	4	-4	-4.0	0	0	-0.3
Team	9	21	0	79	-79	-3.8	0	0	-8.8
Total.....	13	567	2724	361	2363	4.2	28	39	181.8
Opponents.....	13	483	1859	275	1584	3.3	19	68	121.8

PASSING								
	G	Effic	Cmp-Att-Int	Pct	Yds	TD	Lng	Avg/G
STEWART, Christian	11	138.83	198-347-9	57.1	2610	25	83	237.3
HILL, Taysom	6	141.67	88-132-3	66.7	975	7	56	162.5
HILL, McCoy	1	213.40	2-2-0	100.0	27	0	19	27.0
Team	9	0.00	0-1-0	0.0	0	0	0	0.0
Total.....	13	139.63	288-482-12	59.8	3612	32	83	277.8
Opponents.....	13	121.49	318-549-14	57.9	3506	25	78	269.7

RECEIVING							
	G	No.	Yds	Avg	TD	Long	Avg/G
MATHEWS, Mitch	13	73	922	12.6	9	71	70.9
LESLIE, Jordan	13	55	779	14.2	6	83	59.9
JUERGENS, Mitch	13	28	424	15.1	4	50	32.6
LASIKE, Paul	13	24	256	10.7	2	28	19.7
HOUK, Terenn	12	21	241	11.5	2	35	20.1
MAHINA, Devin	13	20	244	12.2	3	41	18.8
PEARSON, Colby	9	16	270	16.9	3	81	30.0
BROWN, Algernon	9	14	139	9.9	1	25	15.4
BLACKMON, Devon	10	10	130	13.0	0	56	13.0
WILLIAMS, Jamaa	8	8	47	5.9	0	28	5.9
HINE, Adam	11	7	43	6.1	1	11	3.9
NELSON, Keanu	9	5	44	8.8	1	19	4.9
DYE, Trey	6	3	8	2.7	0	4	1.3
HENDERSON, Kurt	10	2	44	22.0	0	33	4.4
APO, Ross	11	1	13	13.0	0	13	1.2
CARTER, Nate	8	1	8	8.0	0	8	1.0
Total.....	13	288	3612	12.5	32	83	277.8
Opponents.....	13	318	3506	11.0	25	78	269.7

ALL-PURPOSE YARDS								
	G	Rush	Rec	PR	KOR	IR	Tot	Avg/G
MATHEWS, Mitch	13	0	922	0	0	0	922	70.9
LESLIE, Jordan	13	34	779	11	0	0	824	63.4
HINE, Adam	11	154	43	0	540	0	737	67.0
LASIKE, Paul	13	364	256	0	93	0	713	54.8
JUERGENS, Mitch	13	23	424	60	112	0	619	47.6
WILLIAMS, Jamaal	8	515	47	0	0	0	562	70.2
BROWN, Algernon	9	324	139	0	0	0	463	51.4
HILL, Taysom	6	463	0	0	0	0	463	77.2
CARTER, Nate	8	290	8	0	0	0	298	37.2
PEARSON, Colby	9	0	270	0	0	0	270	30.0
MAHINA, Devin	13	0	244	0	16	0	260	20.0
HOUK, Terenn	12	-4	241	0	0	0	237	19.8
BLACKMON, Devon	10	0	130	68	0	0	198	19.8
STEWART, Christian	11	163	0	0	0	0	163	14.8
JUERGENS, Garrett	6	0	0	13	99	0	112	18.7
NELSON, Keanu	9	0	44	51	0	0	95	10.6
MOORE, AJ	1	62	0	0	0	0	62	62.0
DAVIS, Michael	13	0	0	0	62	0	62	4.8
FUA, Alani	10	0	0	0	0	57	57	5.7
NACUA, Kai	13	0	0	0	0	47	47	3.6
HENDERSON, Kurt	10	0	44	0	0	0	44	4.4
POVEY, Skye	13	0	0	0	0	42	42	3.2
DYE, Trey	6	-2	8	0	35	0	41	6.8
DANIEL, Roberts	12	0	0	0	0	32	32	2.7
MOORE, Hunter	1	30	0	0	0	0	30	30.0
ALISA, Mike	13	0	0	0	0	30	30	2.3
HILL, McCoy	1	27	0	0	0	0	27	27.0
KESSLER, David	3	0	0	21	0	0	21	7.0
WARNER, Fred	10	0	0	0	0	20	20	2.0
STOUT, Zac	12	0	0	0	0	19	19	1.6
APO, Ross	11	0	13	0	0	0	13	1.2
LANGI, Harvey	11	0	0	0	11	0	11	1.0
PIKULA, Manoa	13	0	0	0	0	2	2	0.2
ARELLANO, Scott	13	-1	0	0	0	0	-1	-0.1
PECK, Remington	13	0	0	0	-44	0	-44	-3.4
Team	9	-79	0	0	0	0	-79	-8.8
Total	13	2363	3612	224	924	249	7372	567.1
Opponents	13	1584	3506	224	1235	61	6610	508.5





DEFENSE LEADERS

		Tackles					Sacks	Pass Defense			Fumbles		Misc.		
		GP-GS	Solo	Ast	Total	TFL/Yds	No-Yards	Int-Yds	BrUp	QBH	Rcv-Yds	FF	BLK	Saf	
7	POVEY, Skye	13	56	23	79	4.0-10	1.0-5	2-42	5	.	1-0	1	.	.	
47	STOUT, Zac	12	44	20	64	7.5-13	1.0-2	1-19	1	.	.	1	.	1	
20	BILLS, Craig	9	35	15	50	0.5-1	.	1-0	2	
22	PIKULA, Manoa	13	28	19	47	2.0-4	.	1-2	1	
0E	DANIEL, Roberts	12	38	6	44	.	.	1-32	14	.	2-0	1	.	.	
15	DAVIS, Michael	13	36	7	43	.	.	.	6	
2	LEAVITT, Dallin	11	31	12	43	3.5-10	1.5-6	.	2	1	
90	KAUFUSI, Bronso	11	35	8	43	11.5-58	7.0-52	.	5	4	1-0	1	.	.	
5	FUA, Alani	10	29	12	41	7.5-26	3.0-11	2-57	4	3	
12	NACUA, Kai	13	30	10	40	3.5-7	.	2-47	3	
43	LEUTA-DOUYERE	13	19	13	32	2.0-4	.	.	3	1	.	2	.	.	
62	TAELE, Logan	12	15	16	31	2.0-6	.	.	2	4	.	.	.	1	
0B	JACKSON, Harvey	13	23	7	30	2.5-2	1.0-1	.	5	3	1-0	.	.	.	
91	TUILOMA, Travis	13	19	8	27	6.0-18	.	.	.	1	
42	ALISA, Mike	13	16	10	26	2.0-3	1.0-1	1-30	2	3	.	1	.	.	
34	WARNER, FRED	10	17	7	24	1.0-7	.	1-20	1	
44	PECK, Remington	13	14	10	24	3.0-5	1.5-3	.	1	3	
2J	PREATOR, Jordan	13	22	2	24	2.0-7	1.0-6	1-0	9	.	.	1	.	.	
92	ROWLEY, Graham	13	17	6	23	2.0-9	1.0-8	.	1	.	.	1	.	.	
25	KAUTAI, Teu	13	14	6	20	3.0-23	3.0-23	.	2	.	.	1	.	.	
41	HEDER, Austin	10	8	12	20	.	.	.	1	
99	JOHNSON, Marque	12	10	9	19	0.5-0	
53	TAKITAKI, Sione	11	15	4	19	4.0-27	3.0-25	.	.	3	1-0	1	.	.	
35	FONU, Kavika	11	11	3	14	1.0-1	
59	LANGI, Harvey	11	10	3	13	
31	TAUTU, Sae	11	6	4	10	1.5-3	
6	JOHNSON, JORDAN	5	6	3	9	1.0-1	1-0	.	.	.	
48	LAULILE, Tomasi	13	5	3	8	1.5-4	.	1-0	.	3	1-0	.	.	.	
17	BADGER, Chris	12	3	3	6	1-0	.	.	.	
3G	HINDS, Troy	12	4	1	5	
30	WADSWORTH, Mike	13	3	2	5	
87	JUERGENS, Mitch	13	3	.	3	
2D	JUERGENS, Garret	6	3	.	3	
3	PEARSON, Colby	9	2	1	3	
82	ZIOLKOWSKI, Jak	8	2	1	3	
97	KING, Theodore	1	3	.	3	1-0	.	.	.	
98	BALDERREE, Tanne	1	.	2	2	0.5-5	0.5-5	.	.	.	1-0	.	.	.	
28	HINE, Adam	11	2	.	2	
23	ARELLANO, Scott	13	2	.	2	
29	MIKKELSEN, Andre	11	2	.	2	
45	HO CHING, Toloa	8	2	.	2	
96	O'MARY, Kevin	13	2	.	2	
11	HOUK, Terenn	12	2	.	2	
24	BROWN, Algernon	9	1	1	2	1-0	.	.	.	
71	LAPUAHO, Ului	11	2	.	2	
TM	Team	9	1	.	1	1	1	.	
57	WESLEY, De'Ondr	13	1	.	1	
94	TAUSINGA, Kesni	3	.	1	1	0.5-5	0.5-5	
67	JOHNSON, Kyle	13	1	.	1	
33	LASIKE, Paul	13	1	.	1	
21	WILLIAMS, Jamaal	8	1	.	1	
9	LESLIE, Jordan	13	1	.	1	
51	NIUMATALOLO, VAA	2	1	.	1	1	.	.	
75	WILCOX, Brad	13	1	.	1	
84	MAHINA, Devin	13	1	.	1	
83	KESSLER, David	3	1	1	
10	MATHEWS, Mitch	13	1	.	
Total.....		13	656	270	926	76-259	25-152	14-249	70	29	12-0	13	3	3	
Opponents.....		13	618	334	952	68.0-275	36-211	12-61	51	21	15-73	13	.	.	

PUNTING

	No.	Yds	Avg	Long	TB	FC	I20	50+	Blkd
ARELLANO, Scott	69	3106	45.0	81	2	21	27	0	3
Total.....	69	3106	45.0	81	2	21	27	0	0
Opponents.....	81	3221	39.8	66	3	29	23	1	0

PUNT RETURNS

	No.	Yds	Avg	TD	Long
BLACKMON, Devon	12	68	5.7	0	25
JUERGENS, Mitch	9	60	6.7	0	24
NELSON, Keanu	6	51	8.5	0	17
LESLIE, Jordan	1	11	11.0	0	11
KESSLER, David	1	21	21.0	0	0
Total.....	1	13	13.0	0	13
Opponents.....	30	224	7.5	0	25

KICKOFFS

	No.	Yds	Avg	TB	OB
MIKKELSEN, Andrew	72	4255	59.1	17	3
SAMSON, Trevor	11	543	49.4	0	0
ARELLANO, Scott	4	233	58.2	0	0
Total.....	87	5031	57.8	17	3
Opponents.....	72	4315	59.9	22	1

KICK RETURNS

	No.	Yds	Avg	TD	Long
HINE, Adam	22	540	24.5	1	99
JUERGENS, Mitch	5	112	22.4	0	26
JUERGENS, Garrett	5	99	19.8	0	31
LASIKE, Paul	5	93	18.6	0	25
DAVIS, Michael	3	62	20.7	0	28
DYE, Trey	2	35	17.5	0	18
POVEY, Skye	1	0	0.0	0	0
Team	1	0	0.0	0	0
PIKULA, Manoa	1	0	0.0	0	0
LANGI, Harvey	1	11	11.0	0	11
MAHINA, Devin	1	16	16.0	0	16
FUA, Alani	1	0	0.0	0	0
PECK, Remington	1	-44	-44.0	0	0
Total.....	49	924	18.9	1	99
Opponents.....	69	1235	17.9	0	58

FUMBLE RETURNS

	No.	Yds	Avg	TD	Long
Bills, Craig	1	0	0.0	0	0
'Unga, Uani	1	12	12.0	0	12
Total.....	2	12	6.0	0	12
Opponents.....	0	0	0.0	0	0

INTERCEPTIONS

	No.	Yds	Avg	TD	Long
POVEY, Skye	2	42	21.0	0	27
FUA, Alani	2	57	28.5	0	37
NACUA, Kai	2	47	23.5	0	32
ALISA, Mike	1	30	30.0	0	30
BILLS, Craig	1	0	0.0	0	0
PIKULA, Manoa	1	2	2.0	0	2
LAULILE, Tomasi	1	0	0.0	0	0
STOUT, Zac	1	19	19.0	1	19
WARNER, FRED	1	20	20.0	1	20
PREATOR, Jordan	1	0	0.0	0	0
DANIEL, Robertson	1	32	32.0	0	32
Total	14	249	17.8	2	37
Opponents	12	61	5.1	0	34

FIELD GOAL SEQUENCE () denotes made field goal

	BYU Cougars	OPPONENTS
UCONN	33	(35)
Texas	(21),(29)	43
Houston	(26)	39,(29),(36)
Virginia	(28),(37)	(23),(41),(22),(46)
Utah State	(41),(24)	44
UCF	(32)	(42),46,50
Nevada	44	(44),(26)
Boise State	-	(21),(25)
MTSU	-	29
UNLV	-	(46),(21),(33)
Savannah St.	(31),(32)	-
California	-	50
Memphis	(23),(45)	(39),53,(54)

FIELD GOALS

	FGM-FGA	Pct	01-19	20-29	30-39	40-49	50-99	Lg	Blk
SAMSON, Trevor	12-14	85.7	0-0	6-6	4-5	2-3	0-0	45	0



SCORING			PAT						Points
	TD	FGs	Kick	Rush	Rcv	Pass	DXP	Saf	
SAMSON, Trevor	0	12-14	62-63	0-0	0	0-0	0	0	98
LASKE, Paul	9	0-0	0-0	0-0	0	0-0	0	0	54
MATHEWS, Mitch	9	0-0	0-0	0-0	0	0-0	0	0	54
HILL, Taysom	8	0-0	0-0	0-0	0	0-0	0	0	48
LESLIE, Jordan	7	0-0	0-0	0-0	0	0-0	0	0	42
HINE, Adam	4	0-0	0-0	0-0	0	0-0	0	0	24
WILLIAMS, Jamaal	4	0-0	0-0	0-0	0	0-0	0	0	24
STEWART, Christian	4	0-0	0-0	0-0	0	0-0	0	0	24
JUERGENS, Mitch	4	0-0	0-0	0-0	0	0-0	0	0	24
PEARSON, Colby	3	0-0	0-0	0-0	0	0-0	0	0	18
MAHINA, Devin	3	0-0	0-0	0-0	0	0-0	0	0	18
HOUK, Terenn	2	0-0	0-0	0-0	0	0-0	0	0	12
STOUT, Zac	1	0-0	0-0	0-0	0	0-0	0	1	8
NELSON, Keanu	1	0-0	0-0	0-0	0	0-0	0	0	6
MOORE, AJ	1	0-0	0-0	0-0	0	0-0	0	0	6
CARTER, Nate	1	0-0	0-0	0-0	0	0-0	0	0	6
WARNER, Fred	1	0-0	0-0	0-0	0	0-0	0	0	6
BROWN, Algernon	1	0-0	0-0	0-0	0	0-0	0	0	6
KESSLER, David	0	0-0	0-0	0-0	0	0-0	0	1	2
TAELE, Logan	0	0-0	0-0	0-0	0	0-0	0	1	2
Total.....	63	12-14	62-63	0-0	0	0-0	0	3	482
Opponents.....	44	17-25	41-43	0-0	1	1-1	0	0	358

BYU INSIDE THE "BLUE ZONE"

Date	Opponent	W-L	Score	Times	Scored	Pts	TD	RushTD	PassTD	FGM	FGA	Downs	Int	Fumb	Half	Game
Aug 29	at UCONN	W	35-10	3	2	14	2	1	1	0	1	0	0	0	0	0
Sep 06	at Texas	W	41-7	6	6	34	4	4	0	2	0	0	0	0	0	0
Sep 11	Houston	W	33-25	5	5	31	4	3	1	1	0	0	0	0	0	0
Sep 20	Virginia	W	41-33	5	5	27	3	2	1	2	0	0	0	0	0	0
Oct 03	Utah State	L	20-35	3	2	10	1	1	0	1	0	0	1	0	0	0
Oct 09	at UCF	L	24-31	7	4	24	3	0	3	1	0	1	1	1	0	0
Oct 18	Nevada	L	35-42	5	5	35	5	1	4	0	0	0	0	0	0	0
Oct 24	at Boise State	L	30-55	3	2	14	2	2	0	0	0	1	0	0	0	0
Nov 1	at MTSU	W	27-7	3	3	20	3	2	1	0	0	0	0	0	0	0
Nov 15	UNLV	W	42-23	4	4	28	4	2	2	0	0	0	0	0	0	0
Nov 22	Savannah St.	W	64-0	9	9	55	7	4	3	2	0	0	0	0	0	0
Nov 29	at California	W	42-35	3	2	14	2	1	1	0	0	0	0	1	0	0
Dec 22	vs Memphis	L	48-55	3	3	17	2	2	0	1	0	0	0	0	0	0
	Totals	8-5		59	52	323	42	25	17	10	1	2	2	2	0	0

OPPONENTS INSIDE THE BYU "BLUE ZONE"

Date	Opponent	Score	Times	Scored	Tot. Pts.	TD	RushTD	PassTD	FGM	FGA	Downs	Int	Fumb	Half	Game
Aug 29	at UCONN	35-10	5	2	10	1	1	0	1	0	3	0	0	0	0
Sep 06	at Texas	41-7	2	1	7	1	0	1	0	1	0	0	0	0	0
Sep 11	Houston	33-25	4	4	19	2	0	2	2	0	0	0	0	0	0
Sep 20	Virginia	41-33	5	5	27	3	2	1	2	0	0	0	0	0	0
Oct 03	Utah State	20-35	3	3	21	3	2	1	0	0	0	0	0	0	0
Oct 09	at UCF	24-31	4	3	21	3	2	1	0	0	0	0	1	0	0
Oct 18	Nevada	35-42	5	5	32	4	3	1	1	0	0	0	0	0	0
Oct 24	at Boise State	30-55	7	7	41	5	3	2	2	0	0	0	0	0	0
Nov 1	at MTSU	27-7	1	0	0	0	0	0	0	1	0	0	0	0	0
Nov 15	UNLV	42-23	2	2	6	0	0	0	2	0	0	0	0	0	0
Nov 22	Savannah State	64-0	0	0	0	0	0	0	0	0	0	0	0	0	0
Nov 29	at California	42-35	5	4	28	4	1	3	0	0	1	0	0	0	0
Dec 22	vs Memphis	48-55	7	6	42	6	3	3	0	0	0	0	1	0	0
	Totals	50	42	254	32	17	15	10	2	4	0	2	0	0	0

BYU SCORING DRIVES				
UCCON				
QTR	TIME	SCORING PLAY	PLAYS-YDS	POS.
1st	09:56	HILL, Taysom 7 yd run (SAMSON, Trevor kick)	15-75	5:04
1st	09:35	MATHEWS, Mitch 26 yd pass from HILL, Taysom (SAMSON, Trevor kick)	1-26	0:06
2nd	09:13	HINE, Adam 7 yd pass from HILL, Taysom (SAMSON, Trevor kick)	5-46	1:21
2nd	01:03	HOUK, Terenn 35 yd pass from HILL, Taysom (SAMSON, Trevor kick)	5-69	1:30
4th	04:06	HILL, Taysom 26 yd run (SAMSON, Trevor kick)	6-90	1:35
TEXAS				
QTR	TIME	SCORING PLAY	PLAYS-YDS	POS.
1st	03:30	SAMSON, Trevor 21 yd field goal	8-71	2:54
2nd	06:34	SAMSON, Trevor 29 yd field goal	6-12	2:16
3rd	12:06	HILL, Taysom 30 yd run (SAMSON, Trevor kick)	9-75	2:54
3rd	09:22	HINE, Adam 16 yd run (SAMSON, Trevor kick)	5-55	1:09
3rd	05:51	HILL, Taysom 2 yd run (SAMSON, Trevor kick)	7-29	2:31
3rd	04:33	HILL, Taysom 1 yd run (SAMSON, Trevor kick)	4-24	1:08
4th	08:05	HINE, Adam 8 yd run (SAMSON, Trevor kick)	9-45	3:35
HOUSTON				
QTR	TIME	SCORING PLAY	PLAYS-YDS	POS.
1st	10:37	STOUT, Zac safety		
1st	09:12	WILLIAMS, Jamaa 11 yd run (SAMSON, Trevor kick)	5-64	1:17
1st	03:24	HILL, Taysom 5 yd run (SAMSON, Trevor kick)	8-70	2:43
2nd	08:57	MATHEWS, Mitch 6 yd pass from HILL, Taysom (SAMSON, Trevor kick)	16-87	5:14
3rd	00:51	SAMSON, Trevor 26 yd field goal	15-53	6:15
4th	11:47	WILLIAMS, Jamaa 2 yd run (SAMSON, Trevor kick)	8-56	2:50
VIRGINIA				
QTR	TIME	SCORING PLAY	PLAYS-YDS	POS.
1st	05:10	SAMSON, Trevor 28 yd field goal	10-66	3:00
2nd	13:48	LESLIE, Jordan 8 yd pass from HILL, Taysom (SAMSON, Trevor kick)	5-75	1:07
2nd	04:39	SAMSON, Trevor 37 yd field goal	4-4	1:00
3rd	09:02	HILL, Taysom 15 yd run (SAMSON, Trevor kick)	6-49	1:43
3rd	02:23	WILLIAMS, Jamaa 2 yd run (SAMSON, Trevor kick)	10-73	2:05
4th	10:17	JUERGENS, Mitch 50 yd pass from HILL, Taysom (SAMSON, Trevor kick)	6-66	1:49
4th	07:50	HINE, Adam 99 yd kickoff return (SAMSON, Trevor kick)		
UTAH STATE				
QTR	TIME	SCORING PLAY	PLAYS-YDS	POS.
1st	13:44	HILL, Taysom 11 yd run (SAMSON, Trevor kick)	5-75	1:16
2nd	13:06	MATHEWS, Mitch 25 yd pass from HILL, Taysom (SAMSON, Trevor kick)	9-75	2:44
3rd	04:39	SAMSON, Trevor 41 yd field goal	6-15	1:39
4th	08:39	SAMSON, Trevor 24 yd field goal	8-52	1:33
UCF				
QTR	TIME	SCORING PLAY	PLAYS-YDS	POS.
2nd	05:12	SAMSON, Trevor 32 yd field goal	10-41	3:23
3rd	11:56	PEARSON, Colby 4 yd pass from STEWART, Christ (SAMSON, Trevor kick)	10-64	3:04
3rd	09:30	MAHINA, Devin 15 yd pass from STEWART, Christ (SAMSON, Trevor kick)	2-25	0:25
3rd	09:05	MAHINA, Devin 14 yd pass from STEWART, Christ (SAMSON, Trevor kick)	1-14	0:07
NEVADA				
QTR	TIME	SCORING PLAY	PLAYS-YDS	POS.
1st	04:00	LASIKE, Paul 1 yd run (SAMSON, Trevor kick)	12-97	3:03
2nd	14:41	LASIKE, Paul 20 yd pass from STEWART, Christ (SAMSON, Trevor kick)	14-72	2:52
2nd	11:48	MATHEWS, Mitch 20 yd pass from STEWART, Christ (SAMSON, Trevor kick)	6-60	1:42
2nd	01:00	MATHEWS, Mitch 11 yd pass from STEWART, Christ (SAMSON, Trevor kick)	16-90	4:11
4th	02:34	NELSON, Keanu 8 yd pass from STEWART, Christ (SAMSON, Trevor kick)	15-75	3:20

BYU SCORING DRIVES (CONT'D)				
BOISE STATE				
QTR	TIME	SCORING PLAY	PLAYS-YDS	POS.
2nd	09:12	WILLIAMS, Jamaa 17 yd run (SAMSON, Trevor kick)	13-65	4:19
2nd	07:47	PEARSON, Colby 81 yd pass from STEWART, Christ (SAMSON, Trevor kick)	1-81	0:18
2nd	01:26	TAELE, Logan safety		
3rd	11:54	WARNER, FRED 20 yd interception return (SAMSON, Trevor kick)	8-52	1:33
4th	05:11	STEWART, Christ 2 yd run (SAMSON, Trevor kick)	10-77	3:10
MIDDLE TENNESSEE				
QTR	TIME	SCORING PLAY	PLAYS-YDS	POS.
1st	12:36	PEARSON, Colby 37 yd pass from STEWART, Christ (SAMSON, Trevor kick)	8-69	2:24
3rd	09:24	LESLIE, Jordan 19 yd pass from STEWART, Christ (SAMSON, Trevor kick)	10-69	3:20
3rd	00:20	LASIKE, Paul 2 yd run (SAMSON, Trevor kick)	9-65	2:27
4th	04:37	STEWART, Christ 1 yd run (SAMSON, Trevor kick failed)	7-80	2:50
UNLV				
QTR	TIME	SCORING PLAY	PLAYS-YDS	POS.
1st	07:25	LESLIE, Jordan 30 yd run (SAMSON, Trevor kick)	6-84	1:43
2nd	06:18	LASIKE, Paul 8 yd run (SAMSON, Trevor kick)	4-65	1:05
2nd	01:23	LASIKE, Paul 4 yd run (SAMSON, Trevor kick)	5-65	1:29
3rd	13:25	MAHINA, Devin 15 yd pass from STEWART, Christ (SAMSON, Trevor kick)	6-88	1:27
3rd	05:42	LASIKE, Paul 26 yd pass from STEWART, Christ (SAMSON, Trevor kick)	7-67	1:36
3rd	01:31	MATHEWS, Mitch 8 yd pass from STEWART, Christ (SAMSON, Trevor kick)	2-51	0:19
SAVANNAH STATE				
QTR	TIME	SCORING PLAY	PLAYS-YDS	POS.
1st	13:40	MATHEWS, Mitch 71 yd pass from STEWART, Christ (SAMSON, Trevor kick)	4-85	1:20
1st	07:24	STEWART, Christ 16 yd run (SAMSON, Trevor kick)	8-80	3:07
1st	03:32	MATHEWS, Mitch 15 yd pass from STEWART, Christ (SAMSON, Trevor kick)	7-61	2:02
2nd	12:31	HOUK, Terenn 9 yd pass from STEWART, Christ (SAMSON, Trevor kick)	7-28	1:45
2nd	12:05	STEWART, Christ 6 yd run (SAMSON, Trevor kick)	1-6	0:07
2nd	10:03	LESLIE, Jordan 1 yd pass from STEWART, Christ (SAMSON, Trevor kick)	1-1	0:05
2nd	04:12	CARTER, Nate 2 yd run (SAMSON, Trevor kick)	10-59	4:00
2nd	02:19	KESSLER, David safety	6-15	1:39
4th	14:55	SAMSON, Trevor 31 yd field goal	12-72	5:15
4th	12:47	SAMSON, Trevor 32 yd field goal	4-9	2:04
4th	02:08	MOORE, AJ 6 yd run (SAMSON, Trevor kick)	12-76	7:52
CALIFORNIA				
QTR	TIME	SCORING PLAY	PLAYS-YDS	POS.
1st	12:18	LASIKE, Paul 1 yd run (SAMSON, Trevor kick)	10-73	2:42
1st	01:04	JUERGENS, Mitch 47 yd pass from STEWART, Christ (SAMSON, Trevor kick)	7-74	1:48
3rd	09:12	BROWN, Algernon 22 yd pass from STEWART, Christ (SAMSON, Trevor kick)	8-85	2:28
3rd	01:08	JUERGENS, Mitch 9 yd pass from STEWART, Christ (SAMSON, Trevor kick)	10-81	2:56
4th	11:49	LESLIE, Jordan 83 yd pass from STEWART, Christ (SAMSON, Trevor kick)	5-99	1:44
MEMPHIS				
QTR	TIME	SCORING PLAY	PLAYS-YDS	POS.
1st	12:17	JUERGENS, Mitch 47 yd pass from STEWART, Christ (SAMSON, Trevor kick)	5-82	1:37
1st	07:16	MATHEWS, Mitch 25 yd pass from STEWART, Christ (SAMSON, Trevor kick)	7-81	2:33
2nd	04:55	LESLIE, Jordan 23 yd pass from STEWART, Christ (SAMSON, Trevor kick)	14-62	4:49
2nd	03:11	LASIKE, Paul 3 yd run (SAMSON, Trevor kick)	4-15	1:19
4th	11:35	SAMSON, Trevor 23 yd field goal	5-42	1:17
4th	10:52	LASIKE, Paul 7 yd run (SAMSON, Trevor kick)	2-26	0:34
4th	07:48	STOUT, Zac 19 yd interception return (SAMSON, Trevor kick)	6-60	1:42
OT	15:00	SAMSON, Trevor 45 yd field goal	4-3	0:00

**BYU INDIVIDUAL GAME HIGHS**

Rushes	28	WILLIAMS, Jamaal vs Houston (Sep 11, 2014)
Yards Rushing	160	HILL, Taysom vs Houston (Sep 11, 2014)
TD Rushes	3	HILL, Taysom at Texas (Sep 06, 2014)
Long Rush	39	LASIKE, Paul vs UNLV (Nov 15, 2014)
Pass attempts	63	STEWART, Christian vs Nevada (Oct 18, 2014)
Pass completions	39	STEWART, Christian vs Nevada (Oct 18, 2014)
Yards Passing	433	STEWART, Christian at California (Nov 29, 2014)
TD Passes	5	STEWART, Christian at California (Nov 29, 2014)
Long Pass	83	STEWART, Christian at California (Nov 29, 2014)
Receptions	16	MATHEWS, Mitch vs Nevada (Oct 18, 2014)
Yards Receiving	182	MATHEWS, Mitch vs Nevada (Oct 18, 2014)
TD Receptions	2	Four players
Long Reception	83	LESLIE, Jordan at California (Nov 29, 2014)
Field Goals	2	SAMSON, Trevor (Five times)
Long Field Goal	45	SAMSON, Trevor vs Memphis (Dec 22, 2014)
Punts	10	ARELLANO, Scott at UCF (Oct 09, 2014)
Punting Avg	55.0	ARELLANO, Scott vs Virginia (Sep 20, 2014)
Long Punt	81	ARELLANO, Scott at Middle Tennessee (Nov 1, 2014)
Punts inside 20	5	ARELLANO, Scott at Middle Tennessee (Nov 1, 2014)
Long Punt Return	25	BLACKMON, Devon vs Virginia (Sep 20, 2014)
Long Kickoff Return	99	HINE, Adam vs Virginia (Sep 20, 2014)
Tackles	14	NACUA, Kai at California (Nov 29, 2014)
Sacks	3.0	KAUTAI, Teu at Middle Tennessee (Nov 1, 2014)
Tackles For Loss	3.0	Three players
Interceptions	1	12 players

BYU TEAM GAME HIGHS

Rushes	62	vs Houston (Sep 11, 2014), vs Savannah State (Nov 22, 2014)
Yards Rushing	323	vs Houston (Sep 11, 2014)
Yards Per Rush	6.5	vs UNLV (Nov 15, 2014)
TD Rushes	5	at Texas (Sep 06, 2014)
Pass attempts	63	vs Nevada (Oct 18, 2014)
Pass completions	39	vs Nevada (Oct 18, 2014)
Yards Passing	433	at California (Nov 29, 2014)
Yards Per Pass	11.7	vs Savannah State (Nov 22, 2014)
TD Passes	5	at California (Nov 29, 2014)
Total Plays	102	vs Nevada (Oct 18, 2014)
Total Offense	601	vs Nevada (Oct 18, 2014)
Yards Per Play	8.1	vs UNLV (Nov 15, 2014)
Points	64	vs Savannah State (Nov 22, 2014)
Sacks By	4	at UCONN (Aug 29, 2014), at Middle Tennessee (Nov 1, 2014)
First Downs	38	vs Nevada (Oct 18, 2014)
Penalties	15	at UCONN (Aug 29, 2014)
Penalty Yards	150	at UCONN (Aug 29, 2014)
Turnovers	4	vs Utah State (Oct 03, 2014), vs Memphis (Dec 22, 2014)
Interceptions By	3	vs Memphis (Dec 22, 2014)
Punts	10	at UCF (Oct 09, 2014)
Punting Avg	55.0	vs Virginia (Sep 20, 2014)
Long Punt	81	at Middle Tennessee (Nov 1, 2014)
Punts inside 20	5	at Middle Tennessee (Nov 1, 2014)
Long Punt Return	25	vs Virginia (Sep 20, 2014)

OPPONENT INDIVIDUAL GAME HIGHS

Rushes	26	AJAYI, Jay, at Boise State (Oct 24, 2014), Lasco, Daniel, at California (Nov 29, 2014)
Yards Rushing	143	MURRAY-LAWRENCE, vs UNLV (Nov 15, 2014)
TD Rushes	3	LYNCH, Paxton, vs Memphis (Dec 22, 2014)
Long Rush	68	MURRAY-LAWRENCE, vs UNLV (Nov 15, 2014)
Pass attempts	60	Goff, Jared, at California (Nov 29, 2014)
Pass completions	38	Goff, Jared, at California (Nov 29, 2014)
Yards Passing	410	HEDRICK, Grant, at Boise State (Oct 24, 2014)
TD Passes	4	Three players
Long Pass	78	HEDRICK, Grant, at Boise State (Oct 24, 2014)
Receptions	12	Lawler, Kenny, at California (Nov 29, 2014)
Yards Receiving	173	SHARP, Hunter, vs Utah State (Oct 03, 2014)
TD Receptions	3	Lawler, Kenny, at California (Nov 29, 2014)
Long Reception	78	SPERBECK, T., at Boise State (Oct 24, 2014)
Field Goals	4	Frye, I, vs Virginia (Sep 20, 2014)
Long Field Goal	54	ELLIOTT, Jake, vs Memphis (Dec 22, 2014)
Punts	10	YUNKER, Logan, vs UNLV (Nov 15, 2014)
Punting Avg	50.7	Vozenilek, A, vs Virginia (Sep 20, 2014)
Long Punt	66	BARRON, John, vs Savannah State (Nov 22, 2014)
Punts inside 20	3	HOUSTON, Caleb, at UCF (Oct 09, 2014), BOY, Alex, vs Nevada (Oct 18, 2014)
Long Punt Return	32	WORTON, J.J., at UCF (Oct 09, 2014)
Long Kickoff Ret.	58	HALL, Rannell, at UCF (Oct 09, 2014)
Tackles	17	PLUMMER, T., at UCF (Oct 09, 2014)
Sacks	2.5	Brown, Malcom, at Texas (Sep 06, 2014)
Tackles For Loss	4.5	PLUMMER, T., at UCF (Oct 09, 2014)
Interceptions	1	Twelve players

OPPONENT TEAM GAME HIGHS

Rushes	51	vs Memphis (Dec 22, 2014)
Yards Rushing	227	at Boise State (Oct 24, 2014)
Yards Per Rush	4.7	at Boise State (Oct 24, 2014)
TD Rushes	4	vs Nevada (Oct 18, 2014)
Pass attempts	60	at California (Nov 29, 2014)
Pass completions	38	at California (Nov 29, 2014)
Yards Passing	410	at Boise State (Oct 24, 2014)
Yards Per Pass	13.2	at Boise State (Oct 24, 2014)
TD Passes	4	at Boise State (Oct 24, 2014), at California (Nov 29, 2014), vs Memphis (Dec 22, 2014)
Total Plays	102	vs Virginia (Sep 20, 2014)
Total Offense	637	at Boise State (Oct 24, 2014)
Yards Per Play	8.1	at Boise State (Oct 24, 2014)
Points	55	at Boise State (Oct 24, 2014), vs Memphis (Dec 22, 2014)
Sacks By	6	at Texas (Sep 06, 2014), vs Nevada (Oct 18, 2014)
First Downs	35	vs Virginia (Sep 20, 2014)
Penalties	12	vs Utah State (Oct 03, 2014)
Penalty Yards	105	vs Utah State (Oct 03, 2014)
Turnovers	5	vs Memphis (Dec 22, 2014)
Interceptions By	3	vs Utah State (Oct 03, 2014), vs Memphis (Dec 22, 2014)
Punts	10	vs UNLV (Nov 15, 2014)
Punting Avg	50.7	vs Virginia (Sep 20, 2014)
Long Punt	66	vs Savannah State (Nov 22, 2014)
Punts inside 20	3	at UCF (Oct 09, 2014), vs Nevada (Oct 18, 2014)
Long Punt Return	32	at UCF (Oct 09, 2014)





1984 NATIONAL CHAMPIONS

In a perfect 13-0 season, the Cougars defeated Michigan 24-17 in the Holiday Bowl to win the 1984 National Championship



The Cougars were named No. 1 by the Associated Press, the United Press International, Sports Illustrated, CNN-USA Today and the Football Writers of America after finishing the season with a perfect 13-0 record. LaVell Edwards was selected as the NCAA National Coach of the Year and was invited to visit President Ronald Reagan at the White House.

The season featured several game-saving plays as the Cougars moved their way up the rankings. Quarterback Robbie Bosco connected with wide receiver Adam Haysbert for a 50-yard touchdown pass with 1:37 left to play to take the lead in the season-opening win at No. 3 Pittsburgh.

Safety Kyle Morrell's timed leap over the center to stop a quarterback sneak short of the goal line gave BYU the momentum they needed to foil Hawai'i's upset attempt. Tight end David Mills was poked in the eye, but came through with a leaping grab in the end zone to help BYU overcome Wyoming 41-38 in the homecoming game.

The Cougars ascended to the No. 1 spot on Nov. 17 following a 24-14 victory at Utah combined with a Nebraska loss to Oklahoma and a Navy upset over unbeaten and then No. 2 South Carolina. The Cougars maintained their No. 1 ranking heading into the bowl

game after defeating Utah State 38-13 in the final contest of the regular season.

With a TV blimp in the sky over Jack Murphy Stadium, Bosco left the Holiday Bowl in the first quarter with an ankle injury, but returned late in the second taped up and played in the shotgun to finish the game. BYU trailed 17-10 after Michigan hit a field goal to begin the fourth quarter. The Cougars then took over the game, Bosco completed seven pass attempts to five different receivers and hit leaping wide receiver Glen Kozlowski between two Michigan defenders for the game-tying touchdown.

Michigan threatened to score again, but linebacker Kurt Gouveia sacked the Wolverine quarterback for a 16-yard loss to force a punt. BYU moved the ball 70 yards to the Michigan 13-yard line when Bosco scrambled up the middle, keeping his eyes down field, and drilled the ball into running back Kelly Smith for the game-winning touchdown.

Controversy was abundant as many of the so-called experts such as NBC announcer Bryant Gumbell and Oklahoma head coach Barry Switzer accused BYU of playing a "Bo-Diddley Tech" schedule. However, at the end of the season BYU was the only team unscathed with a loss.



THE COACHES' TROPHY



1984 FINAL POLLS

ASSOCIATED PRESS.		USA TODAY/CNN	
1. BYU (38)	1,160	1. BYU (38)	789
2. Washington (16)	1,140	2. Washington (3)	751
3. Florida (6)	1,092	3. Florida (3)	746
4. Nebraska	1,017	4. Nebraska	689
5. Boston College	932	5. Oklahoma	660
6. Oklahoma	883	6. Boston College	648
7. Oklahoma St.	864	7. Oklahoma St.	625
8. SMU	761	8. SMU	543
9. UCLA	613	9. Maryland	512
10. USC	596	10. USC	486

LAVELL EDWARDS

TWO-TIME NATIONAL COACH OF THE YEAR

257 Victories • 19 Conference Titles • 1 National Title



Legendary Cougar coach LaVell Edwards has twice been recognized as one of the greatest coaches in college football. The seventh-winningest coach in NCAA football history earned the Bobby Dodd Coach of the Year Award in 1979 and the Kodak Coach of the Year Award in 1984.

Along with his teams' successes during his coaching tenure, LaVell Edwards accumulated many personal accolades to match. Edwards' first national recognition for his coaching prowess came in 1979 when he was honored with the Bobby Dodd Coach of the Year Award. A panel of 11 former college football coaches selected the BYU coach. On the heels of BYU's first national championship five years later, Edwards' coaching peers honored him with what he then called his greatest personal accolade, the Kodak Coach of the Year Award.

As successful as his teams were on the field, Edwards' coaching philosophy did not reflect a win-at-all-costs mentality. He didn't bark orders or rule the sideline with an iron fist. Generally, the assistant coaches were delegated the duty of handling the X's and O's while he saw to the administrative tasks of the program. His personal demeanor also gave him the ability to relate well with his players whether teaching them about football or other more personal matters.

"Just seeing how he handles himself with the media and with people in general ... he's always genuine with them. He treats everybody well," former BYU quarterback and current BYU athletic administrator Robbie Bosco said. "Those are the things he'll leave with me, more than winning football games."

WINNINGEST COACHES (NCAA HISTORY)

	NAME	YEARS	WIN	LOSS	TIE	PCT.
1.	Joe Paterno	46	409	136	3	.749
2.	Bobby Bowden	44	377	129	4	.743
3.	Bear Bryant	38	323	85	17	.780
4.	Pop Warner	44	319	106	32	.733
5.	Amos Alonzo Stagg	57	314	199	35	.605
6.	Frank Beamer	34	273	138	4	.663
7.	LaVell Edwards	29	257	101	3	.716

must have min. 4 years at Div. I level



"In the South there's Bear Bryant, Daryl Royal and Frank Boyles, in the East there's Joe Paterno, in the Midwest there's Bo Schembechler, Woody Hayes and Tom Osborne and in the West there's John McKay and LaVell Edwards. He's a legend. And as good a football coach as he was, he's a better man and he did it the right way. He's known throughout the country as a legend."

—LEE CORSO, ESPN FOOTBALL ANALYST

TY DETMER: 1990 HEISMAN TROPHY WINNER

On December 1, 1990, Ty Detmer and his teammates gathered pool-side at the Princess Kaiulani Hotel just hours prior to kickoff with Hawai'i. Via satellite hookup with national TV, Detmer and the BYU faithful waited patiently and listened as Downtown Athletic Club President C. Peter Lambos announced, "Ty Detmer, Ty Detmer of BYU," — soon Ty was doused in the pool.

Detmer, a junior, became the first collegian from the Rockies to win the Heisman Trophy. Named in honor of John Heisman, the coveted 25-pound honor has been awarded annually to the outstanding college football player of the year since 1935.

A 28-21 upset over No. 1-ranked Miami in Provo vaulted Detmer to the forefront in the Heisman race his junior season. Combined with a massive public relations "necktie" campaign for Ty, the 6-foot, 175-pound, gunslinger from San Antonio, Texas, guided BYU to a Holiday Bowl berth that season and a 10-3 record with 41 touchdowns and 5,188 yards passing.

Detmer polled 1,482 points to beat out Notre Dame's Raghib "Rocket" Ismail at 1,177 and finished first in all six regions. Detmer finished third in the Heisman balloting in 1991.

"Winning the Heisman was a great honor," said Detmer. "There have been a lot of great players, like my teammates and previous BYU quarterbacks, that contributed to it. They opened the door. It shows the strength of the program at BYU."

Detmer's portrait hangs alongside other recipients on the third floor of the DAC of New York City. A duplicate portrait of Detmer also hangs on display in the

Cougar Room of LaVell Edwards Stadium.

His 5,022 total yards in the 1990 season still stands as a Heisman record for most yards gained in a Heisman-winning season. As of 2015, Detmer still holds six records among Heisman winners.



"He had me running around like a chicken with my head cut off. We didn't play that bad, Detmer is just that good."
—Penn State linebacker Andre Collins
(1989 Holiday Bowl)




Detmer celebrates with his teammates after finding out he had won the Heisman Trophy while in Hawai'i prepping for the Cougars' upcoming game.



BYU'S HEISMAN VOTES

Year	Player	Place
1962	Eldon Fortie	10th
1966	Virgil Carter	11th
1974	Gary Sheide	8th
1976	Gifford Nielsen	6th
1979	Marc Wilson	3rd
1980	Jim McMahon	5th
1981	Jim McMahon	3rd
1983	Steve Young	2nd
1984	Robbie Bosco	3rd
1985	Robbie Bosco	3rd
1989	Ty Detmer	9th
1990	Ty Detmer	1st
1991	Ty Detmer	3rd




1990: Detmer leads BYU to a 28-21 win over No. 1 Miami

HEISMAN WINNER'S TOTAL OFFENSE

	Player	Year	Total yards
1.	Ty Detmer, BYU	1990	5,022
2.	Andre Ware, Houston	1989	4,661
3.	Robert Griffin III, Baylor	2011	4,642
4.	Johnny Manziel, Texas A&M	2012	4,600
5.	Sam Bradford, Oklahoma	2008	4,529
6.	Marcus Mariota, Oregon	2014	4,452
7.	Chris Weinke, Florida State	2000	4,070
8.	Cam Newton, Auburn	2010	3,998
9.	Tim Tebow, Florida	2007	3,970
10.	Jameis Winston, Florida State	2013	3,820

SAMMY BAUGH TROPHY

On February 21, 1997, Steve Sarkisian became the seventh BYU quarterback to win the prestigious Sammy Baugh Trophy. Presented each year by the Touchdown Club of Columbus, the Sammy Baugh Award recognizes the college passer of the year. In winning, Sarkisian joined Gary Sheide (1974), Marc Wilson (1979), Jim McMahon (1981), Steve Young (1983), Robbie Bosco (1984) and Ty Detmer (1991) as Cougars who have won the award. Other notables who have won the award include Bob Griese (1966), Don Strock (1972), Tommy Krammer (1976), John Elway (1982), Vinny Testaverde (1986), Jeff George (1989), Elvis Grbac (1992), Trent Dilfer (1993), Kerry Collins (1994), Danny Wuerffel (1995), Ryan Leaf (1997), Daunte Culpepper (1998), Chad Pennington (1999), Chris Weinke (2000), David Carr (2001), Matt Leinart (2004), Brady Quinn (2005) and Sam Bradford (2008). BYU's seven Sammy Baugh winners is more than any other university in the nation, three ahead of second-place Stanford's four.



BYU'S SAMMY BAUGH WINNERS

Year	Player
1974	Gary Sheide
1979	Marc Wilson
1981	Jim McMahon
1983	Steve Young
1984	Robbie Bosco
1991	Ty Detmer
1996	Steve Sarkisian




Steve Sarkisian receives the Sammy Baugh Trophy from ESPN's Kirk Herbstreit.

DAVEY O'BRIEN AWARD

In 1981, the Davey O'Brien Educational and Charitable Trust of Fort Worth, Texas, named Jim McMahon the first recipient of the annual Davey O'Brien National Quarterback Award — honoring the nation's best quarterback. BYU quarterbacks have won the Davey O'Brien Award four times — more than any other school. In addition to winners McMahon (1981), Steve Young (1983) and Ty Detmer (1990 & '91), Robbie Bosco finished runner-up in 1984 and Steve Sarkisian finished third in 1996. Others who have won the award include: Todd Blackledge (1982), Doug Flutie (1984), Chuck Long (1985), Vinny Testaverde (1986), Troy Aikman (1988), Andre Ware (1989), Gino Torretta (1992), Charlie Ward (1993), Kerry Collins (1994), Danny Wuerffel (1995 & '96), Peyton Manning (1997), Chris Weinke (2000), Eric Crouch (2001), Vince Young (2005), Troy Smith (2006), Tim Tebow (2007), Sam Bradford (2008), Colt McCoy (2009), Cam Newton (2010), Robert Griffin III (2011), Johnny Manziel (2012) and Jameis Winston (2013).

BYU'S DAVEY O'BRIEN VOTING

Year	Player	FINISH
1981	Jim McMahon	1st
1983	Steve Young	1st
1984	Robbie Bosco	2nd
1990	Ty Detmer	1st
1991	Ty Detmer	1st
1996	Steve Sarkisian	3rd



LaVell Edwards with three of his star pupils: Ty Detmer, Steve Young and Jim McMahon.



BYU'S QUARTERBACK FACTORY

Ever since Gary Sheide in 1973, BYU has produced an assembly line of outstanding quarterbacks in Provo that have earned unprecedented success in the market of college and professional football.

Volumes have been written about BYU's passing game and great quarterback tradition. BYU quarterbacks own the NCAA record books and have won the Davey O'Brien award for best quarterback in the nation four times with one runner-up and one third place finish. BYU's quarterback factory has also produced a Heisman Trophy winner in Ty Detmer and many other Heisman Trophy candidates. Quarterbacks Gifford Nielsen, Marc Wilson, Jim McMahon and Steve Young have been inducted into the College Football Hall of Fame in recent years, and Ty Detmer was inducted in December 2012. Several

other BYU quarterbacks will likely be added to the list in the future.

On seven different occasions, BYU quarterbacks have finished as the NCAA total offense leaders. Three of the top-15 career passing efficiency leaders are from BYU. In the 29 years LaVell Edwards coached at BYU, the Cougars led the nation in passing eight times and finished in the top five 17 times. In 2006, Mountain West Conference Player of the Year quarterback John Beck was the No. 4 passer in the nation as he helped lead a resurrection of the storied BYU offense of old. The tradition continued with quarterback Max Hall who was the nation's top-ranked sophomore quarterback in his first season as the starter and was among the top ten in passing yards and passing efficiency his senior year.

When Edwards was named head

coach at BYU in 1972, he realized he couldn't compete initially with the big schools for the big-time athletes. So he installed a passing attack that would change the future of college football.

The offense worked, and the Cougars began passing the competition. BYU became one of the first universities to use the forward pass consistently and effectively in a time when throwing the football was a mere alternative to running the ball. The pass has been good to BYU. Prior to Edwards, the program had won a total of 171 games and had only 16 winning seasons. Since 1972, BYU is tied for No. 6 in total wins with 373. BYU has won or tied for a conference championship 23 times, played in 33 bowl games and won the national championship in 1984.

CAREER QUARTERBACK STATISTICS

	Years	Gms	Att	Cmp	Int	Pct	Yds	TD	T-Off	Eff	NCAA Rec
Virgil Carter	1964-66	30	736	327	43	.444	5,125	50	6,350	113.6	2
Gary Sheide	1973-74	20	594	358	31	.602	4,524	45	4,352	138.8	
Gifford Nielsen	1975-77	25	708	415	29	.586	5,833	55	5,388	145.2	
Marc Wilson	1977-79	32	937	535	46	.571	7,637	61	7,602	137.2	10
Jim McMahon	1978-81	36	1,056	653	34	.618	9,536	84	9,723	156.9	75
Steve Young	1980-83	31	907	592	33	.653	7,733	56	8,817	149.9	15
Robbie Bosco	1983-85	31	997	638	36	.640	8,400	66	8,073	149.4	10
Ty Detmer	1988-91	46	1,530	958	65	.626	15,031	121	14,692	162.7	63
John Walsh	1991-94	38	976	588	35	.602	8,390	66	7,736	147.6	2
Steve Sarkisian	1995-96	25	789	528	26	.669	7,464	53	7,253	161.9	4
Kevin Feterik	1996-99	39	1,002	613	26	.612	8,065	53	7,697	138.9	
Brandon Doman	1998-01	32	504	313	14	.621	4,354	35	5,027	152.0	
John Beck	2003-06	43	1,418	855	34	.624	11,021	79	11,059	141.3	
Max Hall	2007-09	39	1,382	903	40	.653	11,569	94	11,569	150.1	
Taysom Hill	2012-present	24	641	366	19	.571	4,338	30	6,478	123.5	

VIRGIL CARTER

Provo, Utah (1964-66)

- First in NCAA TD passes and total offense, 1966
- Set NCAA total offense record for one game-599 (UTEP)

- Academic All-American, 1966
- Eleventh in Heisman Trophy balloting, 1966

GARY SHEIDE

Concord, Calif. (1973-74)

- Eighth in Heisman Trophy balloting, 1974
- Sammy Baugh Trophy winner, 1974

- WAC offensive player of the year, 1974
- Second in NCAA in passing 1973 & '74

GIFFORD NIELSEN

Provo, Utah (1975-77)

- 1976 All-American (First team)
- Sixth in Heisman Trophy balloting, 1976

- First in NCAA in TD passes, second in total offense, 1976
- College Football Hall of Fame, 1994



MARC WILSON

Seattle, Wash. (1977-79)

- Consensus All-American, 1979
- Third in Heisman Trophy, 1979
- Sammy Baugh Trophy winner, 1979

- First in NCAA in total offense, 1979
- Set 19 NCAA records, Senior Bowl MVP
- First-round pick (15), Oakland Raiders, 1980
- College Football Hall of Fame inductee, 1996

JIM MCMAHON

Roy, Utah (1978-81)

- Consensus All-American, 1981
- Winner of first Davey O'Brien Award, 1981
- Sammy Baugh Trophy winner, 1981
- Third (1981) and fifth (1980) in Heisman Trophy balloting
- Set 75 NCAA records (37 passing, 38 total offense)
- Led NCAA in total offense and passing, 1980 & 1981

- Set NCAA season passing efficiency record, 30+ attempts (176.9), 1980
- First-round pick of the Chicago Bears, 1982 (16 years NFL)
- NFL Rookie of the Year, 1982
- Led Chicago to the 1986 Super Bowl title – 1996 Super Bowl ring with Green Bay
- College Football Hall of Fame inductee, 1998

STEVE YOUNG

Greenwich, Conn. (1980-83)

- Consensus All-American, 1983
- Davey O'Brien Award winner, 1983
- Sammy Baugh Trophy winner, 1983
- Second in Heisman Trophy balloting, 1983
- NCAA total offense, passing and pass efficiency leader, 1983

- Set 15 NCAA records
- Top USFL draft pick, 1983; Played for Tampa Bay Buccaneers and San Francisco 49ers (14 years NFL)
- Set NFL season passing rating record (112.8), 1994
- Led San Francisco to the 1994 Super Bowl title (MVP)
- NFL MVP in 1993 & 1994
- College Football Hall of Fame inductee, 2001

ROBBIE BOSCO

Roseville, Calif. (1982-85)

- All-American (2nd team), 1984
- Winner of Sammy Baugh Trophy, 1984
- Runner-up for Davey O'Brien Trophy, 1984
- Third in Heisman Trophy balloting, '84 & '85
- Led team to 1984 National Championship

- Set 10 NCAA records
- Led NCAA in total offense, 1984
- 2nd in NCAA passing efficiency, 1984
- Drafted by Green Bay Packers, 1985
- Currently a BYU Athletics Administrator

TY DETMER

San Antonio, Texas (1988-91)

- Elected to 2012 College Football Hall of Fame
- Heisman Trophy winner, 1990
- Finished 9th (1989) and 3rd (1991) in Heisman Trophy balloting
- Two-time Davey O'Brien Award winner, 1990 & 1991

- Set 63 NCAA records
- Consensus All-American, 1990 & 1991
- Fourth in NCAA career passing yards (15,031)
- Was the career NCAA pass efficiency leader (162.7)
- Led nation in passing (1990) and total offense (1991)
- Played 14 Seasons in the NFL

STEVE SARKISIAN

Torrance, Calif. (1995-96)

- All-American (2nd team) Football News, 1996
- All-American (H.M.) UPI, 1995
- Winner of Sammy Baugh Trophy, 1996
- Third place Davey O'Brien Trophy voting, 1996

- Finalist for the Johnny Unitas Award, 1996
- Set 4 NCAA records
- First in NCAA passing efficiency (173.6), 1996
- WAC Offensive Player of the Year, 1996
- Currently USC Head Coach

JOHN BECK

Mesa, Ariz. (2003-06)

- All-American (2nd team) Sporting News, 2006
- All-American (H.M.) Sports Illustrated, 2006
- MWC Offensive Player of the Year, 2006
- Finalist for the Johnny Unitas Award, 2006

- Davey O'Brien Award semi-finalist, 2006
- Walter Camp National Offensive Player of the Week
- 2nd in NCAA passing efficiency (169.05), 2006
- 2nd Round 2007 NFL Draft (Miami Dolphins)
- Currently plays for BC Lions

MAX HALL

Mesa, Ariz. (2006-09)

- Winningest starting QB at BYU (32 wins)
- Two-time Sports Illustrated All-American Honorable Mention
- Three-time All-Conference

- Second in BYU history in passing yards, touchdowns, completions and total offense
- No. 16 NCAA in career yards per game
- Tied BYU record with 7 passing TDs vs. UCLA (2008)



**CAREER TOTAL OFFENSE PER GAME**

	G	PLAYS	YARDS	TDR	YPG
8. Ty Detmer, BYU (1988-91)	46	1,795	14,665	135	318.8
24. Max Hall, BYU (2007-09)	39	1,571	11,569	101	296.6

SEASON TOTAL OFFENSE PER GAME

	G	PLAYS	YARDS	TDR	YPG
6. Ty Detmer, BYU (1990)	12	635	5,022	45	418.5
14. Steve Young, BYU (1983)	11	531	4,346	41	395.1

CAREER TOTAL OFFENSE

	PLAYS	RUSH	PASS	YARDS	AVG
8. Ty Detmer, BYU (1988-91)	1,795	-366	15,031	14,665	8.17

SEASON TOTAL OFFENSE

	G	PLAYS	RUSH	PASS	YARDS	AVG
13. Ty Detmer, BYU (1990)	12	635	-106	5,188	5,022	7.91

SINGLE-GAME TOTAL OFFENSE

	DATE	OPPONENT	RUSH	PASS	YARDS
15. Ty Detmer, BYU	Nov. 16, 1991	San Diego State	4	599	603
18. Virgil Carter, BYU	Nov. 5, 1966	UTEP	86	513	599
19. John Walsh, BYU	Oct. 30, 1993	Utah State	-22	619	597
25. Marc Wilson, BYU	Nov. 5, 1977	Utah	11	571	582

ANNUAL TOTAL OFFENSE CHAMPIONS

YEAR	PLAYER	CLASS	PLAYS	RUSH	PASS	YARDS	AVG
1966	Virgil Carter, BYU	Sr.	388	363	2,182	2,545	254.5
1979	Marc Wilson, BYU	Sr.	488	-140	3,720	3,580	325.5
1980	Jim McMahon, BYU	Jr.	540	56	4,571	4,627	385.6
1981	Jim McMahon, BYU	Sr.	487	-97	3,555	3,458	345.8
1983	Steve Young, BYU	Sr.	531	444	3,902	4,346	395.1
1984	Robbie Bosco, BYU	Jr.	543	57	3,875	3,932	327.7
1991	Ty Detmer, BYU	Sr.	478	-30	4,031	4,001	333.4

CAREER PASSING EFFICIENCY (MIN. 500 COMPLETIONS)

PLAYER, SCHOOL (YEARS)	ATT	CMP.	INT.	PCT.	YDS.	TD	EFF.
10. Ty Detmer, BYU (1988-91)	1,530	958	65	.626	15,031	121	162.7
12. Steve Sarkisian, BYU (1995-96)	789	528	26	.669	7,464	53	162.0
23. Jim McMahon, BYU (1977-78, 80-81)	1,060	653	34	.616	9,536	84	156.9
(MIN. 400 COMPLETIONS)							
18. Gifford Nielsen, BYU (1975-77)	708	415	29	.586	5,833	55	145.3
(MIN. 325-399 COMPLETIONS)							
15. Gary Sheide, BYU (1973-74)	594	358	31	.603	4,524	45	138.8

SEASON PASSING EFFICIENCY

PLAYER, SCHOOL (YEARS)	GP	ATT	CMP.	INT.	PCT.	YDS.	TD	EFF.
13. Jim McMahon, BYU (1980)	12	445	284	18	.638	4,571	47	176.9
16. Ty Detmer, BYU (1989)	12	412	265	15	.643	4,560	32	175.6
25. Steve Sarkisian, BYU (1996)	14	404	278	12	.688	4,027	33	173.6

CAREER PASSING YARDS						
	ATT.	CMP.	INT.	PCT.	YDS	TD
5. Ty Detmer, BYU (1988-91)	1,530	958	65	.626	15,031	121

CAREER PASSING YARDS PER GAME								
	G	ATT.	CMP.	INT.	PCT.	YDS	TD	YPG
7. Ty Detmer, BYU (1988-91)	46	1,530	958	65	.626	15,031	121	326.8
17. Steve Sarkisian (1995-96)	25	789	528	26	.669	7,464	53	298.6
24. Max Hall, BYU (2007-09)	39	1,382	903	40	.653	11,365	94	291.4

CAREER TOUCHDOWN PASSES		
	G	TD
6. Ty Detmer, BYU (1988-91)	46	121

SEASON TOUCHDOWN PASSES		
	G	TD
7. Jim McMahon, BYU (1980)	12	47
20. Ty Detmer, BYU (1990)	12	41

SEASON PASSING YARDS								
	G	ATT.	CMP.	INT.	PCT.	YDS	TD	YPATT
6. Ty Detmer, BYU (1990)	12	562	361	28	.642	5,188	41	9.23
23. Jim McMahon, BYU (1980)	12	445	284	18	.638	4,571	47	10.27
24. Ty Detmer, BYU (1989)	12	412	265	15	.643	4,560	32	11.07

SEASON PASSING YARDS PER GAME								
	G	ATT.	CMP.	INT.	PCT.	YDS.	TD.	YPG
4. Ty Detmer, BYU (1990)	12	562	361	28	.642	5,188	41	432.3
20. Jim McMahon, BYU (1980)	12	445	284	18	.638	4,571	47	380.9
21. Ty Detmer, BYU (1989)	12	412	265	15	.643	4,560	32	380.0

CAREER PASSING YARDS PER ATTEMPTS						
	ATT.	CMP.	PCT.	YDS	PER CMP.	PER ATT.
2. Ty Detmer, BYU (1988-91)	1,530	958	.626	15,031	15.69	9.82
6. Jim McMahon, BYU (1977-78, 80-81)	1,060	653	.616	9,536	14.60	9.00
22. John Walsh, BYU (1991-94)	973	587	.603	8,375	14.27	8.61

SINGLE-GAME PASSING YARDS			
	DATE	OPPONENT	YARDS
11. John Walsh, BYU	Oct. 30, 1993	Utah State	619
15. Ty Detmer, BYU	Nov. 16, 1991	San Diego State	599
19. Robbie Bosco, BYU	Oct. 19, 1985	New Mexico	585
23. Marc Wilson, BYU	Nov. 5, 1977	Utah	571


ANNUAL PASSING CHAMPIONS										
YEAR	PLAYER, SCHOOL	CLASS	G	ATT.	CMP.	INT.	PCT.	YDS	TD	EFF.
1980	Jim McMahon, BYU	Jr.	12	445	284	18	.638	4,571	47	176.9
1981	Jim McMahon, BYU	Sr.	10	423	272	7	.643	3,555	30	155.0
1983	Steve Young, BYU	Sr.	11	429	306	10	.713	3,902	33	168.5
1989	Ty Detmer, BYU	So.	12	412	265	15	.643	4,560	32	175.6
1996	Steve Sarkisian, BYU	Sr.	14	404	278	12	.688	4,027	33	173.6





OUTLAND TROPHY WINNERS

JASON BUCK




JASON BUCK • 1986

Jason Buck, a 6-6, 270-pound senior from St. Anthony, Idaho, was a quarterback going into junior college at Ricks College. Buck led the 1986 Cougars with 218.5 defensive points and registered 26 unassisted tackles, 33 assisted tackles, 13 tackles for losses, 17 quarterback hurries and 12.5 sacks.

Buck rode a publicity campaign of "One Buck" dollar bills in leading BYU to an 8-5 record and a berth in the Freedom Bowl in 1986.

"For me it was just a thrill to be on the field every Saturday at BYU," said Buck. "To win the Outland Trophy was a dream come true."

MO ELEWONIBI



MOHAMMED ELEWONIBI • 1989

Mohammed Elewonibi, a 6-5, 290-pound, senior from British Columbia, Canada, spent his childhood in his native Nigeria and didn't play football until after high school, at Snow Junior College. "Mount Mohammed" led BYU to a 10-3 record, a berth in the Holiday Bowl in 1989 and graded out four times with perfect pass protection as a senior.

The Outland Trophy honors the outstanding interior lineman in the nation and was first presented in 1946 by the Football Writers Association of America.

The award is named for its benefactor, Dr. John H. Outland.

Two of BYU's greatest interior linemen, Jason Buck (top), a defensive tackle, and Mohammed Elewonibi (bottom), an offensive guard, earned the Outland Trophy award. In 1986, Buck, an amazing pass rusher, anchored one of BYU's strongest defensive teams ever. Elewonibi won the award in 1989 because of his outstanding protection of future Heisman Trophy winner Ty Detmer. Both players went on to successful professional careers in the NFL.



LUKE STALEY 2001 DOAK WALKER AWARD

While his teammates and coaches were watching in their hotel rooms from Hawai'i, over 6,000 miles away, BYU running back Luke Staley was named the winner of the 2001 Doak Walker Award. The annual award, which was presented on the ESPN Home Depot College Football Awards Show from Orlando, Fla., is presented to college football's top running back.

"This is a great honor," Staley said. "I can't express how grateful I am for my family, my teammates, my coach - everyone who made this possible."

In addition to winning the Doak Walker Award, Staley was also named as a first-team member of the prestigious Walter Camp Foundation All-America Team. Staley was the first BYU consensus All-American since Ty Detmer was twice selected in 1990 and 1991. In addition to the Walter Camp Foundation All-America team, Staley was named a first-team All-American by the American Football Coaches Association, Football Writers Association of America, the Associated Press, The Sporting News, Football News and CNN/ISI—just to name a few.

"We're very proud of Luke and all his accomplishments," BYU head coach Gary Crowton said. "Since we started this season back in August, we have been telling these guys to work hard, stay focused and great things will happen. This award, although presented to Luke, is a tribute to the hard work and commitment each and every player and coach has made this season. Luke is probably one of the best examples we have had, in terms of working hard and staying focused.

This is a great tribute
for a great athlete,

a great teammate and a great young man. We couldn't be more proud of him."

Staley, from Tualatin, Ore., led the nation in scoring (15.5 p/game), yards per carry (8.1 y/carry) and finished the 2001 season ranked third in the nation in rushing, averaging 143.8 yards per game. He helped pace the Cougars to a 12-2 record on the season, scoring a BYU single-season record 28 touchdowns. Staley also racked up a BYU single-season record 1,582 yards rushing on the season.



ESPN's Chris Fowler interviews an injured Luke Staley after he was awarded the 2001 Doak Walker Award at the ESPN Home Depot College Football Awards show.




"This is a great tribute for a great athlete, a great teammate and a great young man. We couldn't be more proud of him."

Gary Crowton
BYU Head Coach, 2001





BYU'S POLYNESIAN TRADITION



BYU's football program has tapped into the Pacific Islands to find players since 1951 when Harry Bray of Hilo, Hawai'i, transferred from Weber College to play for the Cougars. Other Pacific Islanders who followed included: Famika Anae (1954-55), John Kapele (1957-59), John Kawaa (1962-1963), John Lupoi (1967-1969) and Henry Nawahine (1964-1965). Some of BYU's most celebrated and decorated players have come from the Pacific islands, including All-Americans, national record holders and players who have gone on to compete in the NFL.


Since 1951, hundreds of Polynesian players have suited up for BYU. The Cougars' Polynesian players have come from Hawai'i, Tonga, Samoa and Fiji. Some of the most notable players include Vai Sikahema, the NCAA's career leader in punt returns, All-American and NFL veteran tight end Itula Mili and BYU's third all-time rushing leader Lakei Heimuli. Many former BYU Polynesian have gone on to play in the NFL.

Of the hundreds of Polynesian players, several rank among the top statistical leaders in BYU history. Two of the top-10 career rushers are Polynesian, including career leader Harvey Unga. Two of the top-10 leaders in career


receiving yards are also Polynesian. Since 1982, 10 of BYU's season-rushing leaders have been Pacific Islanders.

Some of the many standout Polynesian athletes who excelled on the gridiron for BYU include:

Mekeli Jeremiah (1974-1977), Wally Molifua (1972-1973), Pili Saluone (1970-71), Charles Ah You (1973-74), Keith Uperesa (1974-77), Pisa Finai (1975), Marcus Kanahale (1975-76), Pulusila Filiaga (1979-81), David Aupiu (1979-82), Allen Salanoa (1982), Brad Anae (1980-81), Louis Wong (1982-84), Robert Anae (1982-84), Lakei Heimuli (1983-1986), Vai Sikahema (1980-81, 83-85) Kurt Gouveia (1983-85), Ladd Akeo (1984-86), Andy Kato (1984-1987), Steve Kaufusi (1983-86), Thor Salanoa (1985-87), Chris Bisho (1986-1987), Alema Harrington (1986-88), Tau Harrington (1988-1990), Sim Tiatia (1988-90), Tom Tuipulotu (1983-85), Peter Tuipulotu (1989-91), Wayne Faaluafua (1981-1982), Fotu Katoa (1989) Rich Kaufusi (1989-90); Chris Matau (1985-1986); Micah Matsuzaki (1989-1993); Phil Nauahi (1987-1988), Alema Fitsemanu (1985-90), Spencer Reid (1994-97), Gabriel Reid (1999-02), Donny Atuaia (1996-1999); Mark Atuaia (1991-1996); Justin Ena (1997-2001); Elias Faupula (1994-1995); Setema Gali Jr. (1997-2000); Fred Katoa (1990); Harland Ah You (1995-97); K.O. Kealaluhi (1995-1996); Henry Bloomfield (1995-96), Tevita Liava'a (1997); Issiah Magalei (1996-1998); Shane Magalei (1996-1999); Reno Mahe (1998-2002); Itula Mili (1991-1996); John Moala (1996-1997); John Moeaki (1994); Stan Moleni (1998); Kelepi Ofahengaue (1996); Tevita Ofahengaue (1997-2000); Vaha Ongoogotau (1994-1995); John Raass (1994-1995); Stan Raass (1994-1995); Terence Saluone (1992-1993); Kapi Sikahema (1991); Kalani Sitake (1994-2000); Casey Tiumalu (1982-1983); Mike Ulufale (1994-1995); Morris Unutoa (1989-1995), Aaron Francisco (2001-04), Shaun Nua (2002-04), Ifo Pili (1999-2003), Jason Kukahiko (2001-04), Hanale Vincent (2001-04), Manaia Brown (2002-05), Fahu Tahii (1999, 02-05), Vince Feula (2004-05), Daniel Marquardt (2001-05), T.J. Sitake (1998-00, 04-05), Jake Kuresa (2003-06), Hala Paongo (2004-06), Sete Aulai (2006-07), David Tafuna, Ray Feinga, Fui Vakapuna, Bryce Mahuika (2006-08), Manase Tonga (2005-09), Harvey Unga (2006-2009), Vic So'oto (2005-10), Hebron Fangupo (2011), Uona Kaveinga (2010-12), Romney Fuga (2006-2012), Eathyn Manumaleauna (2007, 10-13), Michael Alisa (2008, 11-14.), Uani 'Unga (2011-13), Alani Fua (2011-14.), Paul Lasike (2012-14), Bronson Kaufusi (2012-pres.), Manoa Pikula (2011-present), Travis Tuiloma (2010-present), and Algernon Brown (2010-present).



RAY FEINGA
(ALL MWC 2007-08)



TWO-TIME ALL-WAC:
MEKELI JEREMIAH

TIGHT END TRADITION

Although known as the Quarterback Factory, BYU signal callers wouldn't make the record books without someone on the receiving end of their throws. With BYU's tradition of wide-open offenses, the tight end position has thrived in its offensive scheme.



FIRST TEAM ALL-CONFERENCE TE

Brian Billick	1976
Clay Brown	1979
Clay Brown	1980
Gordon Hudson	1982
Gordon Hudson	1983
David Mills	1984
Trevor Molini	1985
Chris Smith	1989
Chris Smith	1990
Byron Rex	1991
Byron Rex	1992
Chad Lewis	1995
Chad Lewis	1996
Itula Mili	1996
Doug Jolley	2001
Jonny Harline	2005
Jonny Harline	2006
Dennis Pitta	2007
Dennis Pitta	2008
Dennis Pitta	2009

ALL-AMERICAN TE

Clay Brown	1980
Gordon Hudson*	1982
Gordon Hudson*	1983
David Mills	1984
Trevor Molini	1985
Chris Smith	1989
Chris Smith	1990
Byron Rex	1992
Chad Lewis	1996
Itula Mili	1996
Jonny Harline	2006
Dennis Pitta	2008
Dennis Pitta*	2009
*consensus	

Tight ends have thrived in the BYU offensive system for years.

Like no other school in the nation, BYU's tight ends have earned unprecedented success as a featured position in BYU's wide-open offense. Over the years, Cougar football has emerged as the home of some of the best pass-catching tight ends in NCAA history. Starting with "Miracle Bowl!" hero Clay Brown in 1980, 10 BYU tight ends have earned All-America status. Since 1976, 12 Cougar tight ends have received 20 first-team All-Conference citations. Five former Cougars helped lead their teams to the Super Bowl—Doug Jolley with the Oakland Raiders in 2003, Chad Lewis with the Philadelphia Eagles in 2005, Itula Mili with the Seattle Seahawks in 2006, Gabriel Reid with the Chicago Bears in 2007 and Dennis Pitta with the Baltimore Ravens in 2013. Two former BYU Cougars, Todd Christensen and Chad Lewis, have been named to several Pro Bowl teams during their successful professional careers as tight ends. A BYU tight end was named first-team all-conference (Jonny Harline in 2005 and 2006 and Dennis Pitta in 2007, 2008 and 2009) in five-straight years. In 2009, BYU became the first team in conference history to sweep the MWC tight end honors as Andrew George earned All-MWC Second Team accolades while Pitta was a consensus All-American.



Dennis Pitta, the NCAA's career receiving tight end leader, was an NCAA Consensus All-American in 2009. Now in the NFL, he caught a touchdown pass to help the Baltimore Ravens win the 2013 Super Bowl.



HALL OF FAME INDUCTEES

The College Football Hall of Fame, located in South Bend, Indiana, has honored seven of BYU's greats.



TY DETMER

QUARTERBACK: 1988-1991

INDUCTED: DECEMBER 2012

BYU's only Heisman Trophy Winner, Detmer is BYU's seventh inductee into the Hall of Fame. Detmer also won the Maxwell Award, two Davey O'Brien Awards and set 63 NCAA records in his tenure. Twice named a consensus All-American, Detmer won national player of the year awards from organizations such as UPI, CBS, Scripps Howard and the U.S. Sports Academy. His 15,031 career passing yards and 121 touchdowns were NCAA bests at the time, and the gunslinger still holds three records. A three-time first team All-WAC performer, Detmer led College Football Hall of Fame coach LaVell Edwards' teams to three conference titles, four bowl games, three AP top 25 finishes and a 28-21 win over top-ranked and defending national champion Miami on Sept. 8, 1990. The NCAA Today's Top VI Award recipient was a ninth round selection of the 1992 NFL Draft by the Green Bay Packers and played 14 seasons in the NFL. The founder of the Ty Detmer Charitable Foundation, he regularly holds the Ty Detmer Youth Football League in Grants, N.M. A 2000 inductee of the BYU Athletics Hall of Fame, Detmer is currently the head coach at St. Andrew's Episcopal School in Austin, Texas.



GORDON HUDSON

TIGHT END: 1980-1983

INDUCTED: 2009

Hudson is the first non-quarterback to represent BYU as a player in the Hall. A consensus All-America First Team pick in 1982 and 1983, Hudson is still the NCAA FBS record holder for most passes caught per game by a tight end (5.4) in a career, most career yards per game by a tight end (75.3) and most yards in a single game by a tight end (259). Hudson helped BYU win four conference championships (WAC) and earn four Holiday Bowl invitations during his career from 1980-83. He totaled 2,484 receiving yards and 22 touchdowns during his All-American career.



LAVELL EDWARDS

HEAD COACH: 1972-2000

INDUCTED: 2004

A coaching icon whose success and longevity are paralleled by few, Edwards guided BYU to heights never before reached in the program's history. Edwards posted a record of 257-101-3 (.716) over a span of 29 seasons at BYU. From 1972 until his retirement following the 2000 season, Edwards roamed the sidelines at BYU—a tenure that ranks fifth all-time among coaches at one school. In 20 of those 29 seasons, the Cougars claimed the league title. Guiding BYU to 22 bowl game appearances, including a streak of 17-straight bowl appearances, Edwards reached the pinnacle of coaching success in 1984 by winning the National Championship. His 257 wins rank him seventh in NCAA Division I-A history, and he has more victories than every other coach in BYU history combined. At the helm, Edwards coached one Heisman Trophy winner, two Outland Trophy recipients, four Davey O'Brien award winners and 32 All-Americans—not to mention countless players who went on to professional careers in the NFL. He was named NCAA District 8 Coach of the Year eight times, the Bobby Dodd National Coach of the Year in 1979 and AFCA National Coach of the Year in 1984. Named the State of Utah's Coach of the Century, Edwards is a member of the State of Utah Sports Hall of Fame. "A spectacular choice," Steve Young said. "When you think of the Hall of Fame, you think of longevity, excellence, leadership and quality. In my book, Hall of Fame and LaVell Edwards go hand in hand. He is definitely a worthy recipient of this honor."



STEVE YOUNG

QUARTERBACK: 1982-83

INDUCTED: 2000

One of the greatest collegiate quarterbacks of all time, Young set 13 NCAA records. As a junior, he averaged 318.8 yards per game of total offense, earning All-Western Athletic Conference recognition and Conference Player of the Year honors. In his senior season, he repeated as a first-team All-WAC selection, completed 306 of 429 pass attempts for an impressive .713 percentage and led BYU to its second straight Holiday Bowl. His .713 completion percentage, 3,902 yards passing, 4,346 yards of total offense and 33 touchdowns all led the nation. He completed 592 of 907 attempts for a .653 average, threw for 7,733 yards and 56 touchdowns and had 8,817 yards of total offense in only 31 games. A unanimous All-American and academic All-WAC selection, Young was the runner-up for the Heisman Trophy and received a National Football Foundation and College Football Hall of Fame Scholar-Athlete Award in recognition for his excellence on the field, in the classroom and in the community. Young retired after 15 seasons in the NFL, where he earned two MVP awards, seven trips to the Pro Bowl and led the San Francisco 49ers to win the Super Bowl in 1995, earning MVP honors.



HALL OF FAME INDUCTEES

The College Football Hall of Fame, located in South Bend, Indiana, has honored seven of BYU's greats.

JIM MCMAHON

QUARTERBACK: 1978-81

INDUCTED: 1998

In 1998 Jim McMahon (1977-78, 80-81) joined former BYU quarterbacks Gifford Nielsen and Marc Wilson, who were inducted into the National Football Foundation Collegiate Hall of Fame in 1994 and 1996, respectively. McMahon set 75 NCAA records at BYU, was a 1981 first team All-American by Kodak (Coaches), College & Pro Weekly, Associated Press, UPI, Football Writers Association of America, and second team NEA. In 1980 he earned first team All-America from the FWAA. McMahon balloted third place for the Heisman Trophy in 1981 and fifth in 1980. In 1981, he won the Davey O'Brien Trophy, the Sammy Baugh Award, the Utah Sportsman of the Year and the NCAA Co-Offensive Player of the Year with Marcus Allen (Pigskin Club of Wash., D.C.). He led the NCAA in pass efficiency (155.0) and total offense (345.8) in 1981 as well as pass efficiency (176.9) and total offense (385.6) in 1980. He set 29 Western Athletic Conference records and was three-time WAC Player of the Year and first team all-league. He broke 23 school records, was MVP of the 1980 and 1981 Holiday Bowls and has been inducted to the Holiday Bowl Hall of Fame. McMahon passed for 9,536 yards, threw 84 touchdowns and completed 653 of 1,056 passes during his career at BYU. McMahon played for the Chicago Bears from 1982-88 (1985 Super Bowl Champions, 1985 Pro QB of the Year, and Pro Bowl); San Diego Chargers in 1989; Philadelphia Eagles from 1990-92; Minnesota Vikings in 1993; Arizona Cardinals in 1994; and Green Bay Packers from 1995-96 (1997 Super Bowl Champions).



MARC WILSON

QUARTERBACK: 1976-79

INDUCTED: 1996

One of the most celebrated quarterbacks in Cougar history, Marc Wilson earned consensus All-America honors in 1979 and was inducted into the Hall of Fame on Dec. 10, 1996. In Wilson's first game as a starter, he was 15 of 25 for 332 yards with seven touchdowns in a 63-17 triumph over Colorado State and was consequently named Sports Illustrated's Offensive Player of the Week. In Wilson's career at BYU, he set 10 NCAA records. The 6-5, 204-pound quarterback ranked fourth in the nation in passing efficiency with a 147.1 rating in 1979. That same year, Wilson finished third in the Heisman balloting, led his team to an undefeated regular season, and was named the Holiday Bowl's Offensive MVP. A true student-athlete, Wilson was the recipient of the NCAA Top Five Award and its post graduate scholarship. A first round draft pick of the Oakland Raiders, Wilson played eight seasons before finishing his career with the New England Patriots. Presently, Wilson is a land developer in the North Seattle area. He and his wife, Colleen, live in Woodinville, Wash. with their four children.



GIFFORD NIELSEN

QUARTERBACK: 1975-77

INDUCTED: 1994

Nicknamed the "Mormon Rifle," Gifford Nielsen became BYU's first Hall of Fame inductee in 1994. His prolific passing career began when he came off the bench in the third game of his sophomore season to lead the Cougars to a 16-15 come-from-behind win over New Mexico by completing 10 of 12 passes. "From that point on," Nielsen said, "everything clicked, and it's just amazing what happened." As a junior in 1976, Nielsen really made fans sit up and notice. He passed for 3,192 yards and 29 touchdowns, set 13 WAC records and made All-America. Next season promised even more. He threw five touchdown passes against New Mexico, six against Utah State and was twice named Player of the Week. For the first time, a BYU football team was nationally ranked. "It was like a little dream world," said Nielsen, a product of Provo High School. "The numbers were just mind-boggling. Everything you could ever dream of as a kid in Provo, Utah, was in the palm of my hand." On Oct. 8, 1977, his season and college career ended when he suffered a serious injury. Over three years Nielsen averaged an astounding 243 yards passing per game. Nielsen played six years with the Houston Oilers and was the last quarterback to lead the Oilers to the AFC finals. He and his wife Wendy have six children.



Established in 1947 by the National Football Foundation and College Hall of Fame, Inc., the first class was inducted in 1951. In order to be eligible for the Hall of Fame, a nominated player must be out of college at least ten years and a first team All-America selection by a major selector during his career. The voting is done by a 12-member panel made up of athletic directors, conference and bowl officials and media representatives. The College Football Hall of Fame was located in South Bend, Indiana but is moving to Atlanta, Georgia. For more information visit <http://collegefootball.org/>.



ALL-CONFERENCE FIRST TEAM PERFORMERS

1962

Roger DuPaix, guard
Eldon Fortie, halfback

1965

Phil Odle, wide receiver
Virgil Carter, quarterback
John Ogden, fullback

1966

Phil Odle, wide receiver
Grant Wilson, guard
Virgil Carter, quarterback
John Ogden, fullback
Curg Belcher, linebacker
Bobby Roberts, safety

1967

Phil Odle, wide receiver
Max Newberry, tackle
Bobby Roberts, safety
Craig Bozich, linebacker

1969

Mel Olson, center
Jeff Slipp, def. back
Chris Farasopoulos, def. back

1970

Ken Serck, tackle
Gerald Meyer, def. back
Chris Farasopoulos, def. back

1971

Gordon Gravelle, off. guard
Joe Liljenquist, def. end
Jeff Lyman, linebacker
Dan Hansen, safety
Golden Richards, returner

1972

Paul Howard, off. guard
P. Van Valkenburg, run. back
Paul Linford, def. tackle
Ron Tree, linebacker
Dave Atkinson, def. back
Dan Hansen, safety

1973

Jay Miller, wide receiver
Paul Linford, def. tackle

1974

Brad Oates, off. tackle
Lloyd Fairbanks, off. guard
Orrin Olsen, center
Gary Sheide, quarterback

Keith Rivera, def. end
Paul Linford, def. tackle
Larry Carr, linebacker

1975

Brad Oates, off. tackle
Jeff Blanc, running back
Sid Smith, linebacker
Gary Shaw, def. back
Dana Wilgar, def. back

1976

Brian Billick, tight end
Dave Hubbard, off. line
Gifford Nielsen, quarterback
Jeff Blanc, running back
Mekeli Ieremia, def. end
Bill Rice, def. line
Rod Wood, linebacker
Blake Murdock, linebacker
Dana Wilgar, def. back

1977

Mike Chronister, receiver
Keith Uperesa, off. tackle
Lance Reynolds, off. tackle
Todd Christensen, fullback
Mekeli Ieremia, def. end
Mark Bernsten, linebacker
Jason Coloma, def. back

1978

Mike Chronister, receiver
Tom Bell, off. line
Al Gaspard, off. line
Jim McMahon, quarterback
Mat Mendenhall, def. line
Ross Varner, def. line
Larry Miller, linebacker
Jason Coloma, def. back

1979

Lloyd Jones, wide receiver
Clay Brown, tight end
Tom Bell, off. line
Nick Eyre, off. line
Danny Hansen, off. line
Scott Nielson, off. guard
Marc Wilson, quarterback
Homer Jones, running b
Glen Titensor, def. end
Glen Redd, linebacker
Gary Kama, linebacker

John Neal, def. back
Bill Schoepflin, def. back

1980

Jim McMahon, quarterback
Lloyd Jones, wide receiver
Clay Brown, tight end
Nick Eyre, off. tackle
Calvin Close, off. guard
Glen Titensor, def. line
Brad Anae, def. end
Glen Redd, linebacker
Bill Schoepflin, def. back
Mark Brady, def. back
Clay Brown, punter

1981

Jim McMahon, quarterback
Dan Plater, wide receiver
Calvin Close, off. guard
Brad Anae, def. end
Kyle Whittingham, linebacker

1982

Steve Young, quarterback
Gordon Hudson, tight end
Bart Oates, center
Lloyd Eldredge, off. guard
Vince Stroth, off. tackle
Chuck Ehin, nose guard
Mike Morgan, def. tackle
Todd Shell, linebacker
Tom Holmoe, def. back
Mike Mees, punter

1983

Steve Young, quarterback
Gordon Hudson, tight end
Todd Shell, linebacker
Casey Tiumalu, run. back
Rex Burningham, off. tackle
Brandon Flint, def. end
Jon Young, def. back

1984

Robbie Bosco, quarterback
Glen Kozlowski, receiver
David Mills, tight end
Marv Allen, linebacker
Trevor Matich, center
Craig Garrick, off. guard
Kyle Morrell, def. back
Jim Herrmann, def. end

1985

Jason Buck, def. tackle
Mark Bellini, wide receiver
Trevor Molini, tight end
Kurt Gouveia, linebacker
Lakei Heimuli, fullback
Leon White, linebacker
Dave Wright, off. tackle

1986

Jason Buck, def. tackle
Shawn Knight, def. tackle
Lakei Heimuli, running back
Mark Bellini, wide receiver
Rodney Thomas, def. back

1987

John Borgia, off. guard
Leonard Chitty, kicker
David Futrell, nose guard
Troy Long, def. back
Thor Salanoa, linebacker

1988

Chuck Cutler, wide receiver
Bob Davis, linebacker
Rodney Rice, def. back
Pat Thompson, punter
Brian White, off. tackle

1989

Eric Bergeson, def. back
Bob Davis, linebacker
Ty Detmer, quarterback
Mo Elewonibi, off. guard
Chris Smith, tight end

1990

Matt Bellini, halfback
Andy Boyce, wide receiver
Ty Detmer, quarterback
Alema Fitsemanu, LB
Neal Fort, off. tackle
Earl Kauffman, punter
Rich Kaufusi, def. tackle
Brian Mitchell, def. back
Chris Smith, tight end
Robert Stephens, center


1991

Rocky Biegel, linebacker
Ty Detmer, quarterback
Bryan May, off. guard
Byron Rex, tight end

Lance Reynolds
All-WAC 1977



Rodney Thomas
All-WAC 1986



Rich Kaufusi
All-WAC 1990



Tim McTyer
All-WAC 1996



1992

Scott Brumfield, off. line
Lenny Gomes, off. line
Eric Drage, wide receiver
Derwin Gray, def. back
Shad Hansen, linebacker
Garry Pay, center
Byron Rex, tight end

1993

Todd Herget, linebacker
Eric Drage, wide receiver
Mike Empey, off. line

1994

Randy Brock, def. end
Evan Pilgrim, off. guard
Jamal Willis, halfback

1995

Chad Lewis, tight end
Larry Moore, off. line
John Raass, def. line
Shay Muirbrook, linebacker
Stan Raass, linebacker
James Dye, returner

1996

Itula Mili, tight end
Chad Lewis, tight end
Larry Moore, off. line
Steve Sarkisian, quarterback
Henry Bloomfield, def. line
Shay Muirbrook, linebacker
Tim McTyer, def. back
Omarr Morgan, def. back
James Dye, rtn specialist

1997

Omarr Morgan, def. back
John Tait, off. line

1998

John Tait, off. line
Rob Morris, linebacker
Brian Gray, cornerback
Daren Yancey, def. line

1999

Kevin Feterik, quarterback
Byron Frisch, def. end
Brian Gray, def. back
Margin Hooks, wide receiver
Matt Johnson, off. line
Rob Morris, linebacker

John Tait
All-WAC 1997, 1998



2000

Owen Pochman, kicker
Setema Gali, def. end
Justin Ena, linebacker
Aaron Edmunds, punter

2001

Luke Staley, running back
Brandon Doman, quarterback
Reno Mahe, wide receiver
Doug Jolley, tight end
Jason Scukanec, center
Ryan Denney, def. end
Jernaro Gilford, def. back
Justin Ena, linebacker

2002

Dustin Rykert, off. line
Brady Poppinga, def. line
Matt Payne, punter

2003

Aaron Francisco, safety
Brady Poppinga, def. line
Matt Payne, punter

2004

Todd Watkins, wide receiver
Aaron Francisco, safety
Brady Poppinga, def. line
Matt Payne, punter

2005

John Beck, quarterback
Curtis Brown, running back
Jonny Harline, tight end

2006

John Beck, quarterback
Curtis Brown, running back
Jonny Harline, tight end
Jake Kuresa, off. line
Cameron Jensen, linebacker


2007

Max Hall, quarterback
Dennis Pitta, tight end
Ray Feinga, off. line
Dallas Reynolds, off. line
Jan Jorgensen, def. line
Bryan Kehl, linebacker

2008

Austin Collie, wide receiver
Dennis Pitta*, tight end
Ray Feinga, off. line

Todd Watkins
All-MWC 2004



Dallas Reynolds, off. line
Jan Jorgensen, def. line

2009

Dennis Pitta, tight end
Harvey Unga, running back
Matt Reynolds, off. line
Jan Jorgensen, def. line

2010

Matt Reynolds, off. line
Andrew Rich, def
Vic So'oto, def. line

2011*

Riley Nelson, quarterback
Cody Hoffman, wide receiver
Braden Hansen, off. line
Matt Reynolds, off. line
Kyle Van Noy, linebacker
Travis Uale, def. back
Corby Eason, def. back

2012*


Cody Hoffman, wide receiver
Braden Brown, off. line
Ezekiel Ansah, def. line
Kyle Van Noy, linebacker
Riley Stephenson, punter
JD Falslev, kick returner

*FBS All-Independent
Selections

Cameron Jensen
All-MWC 2006



Dennis Pitta
All-MWC 2007, 2008, 2009



2013*

Jamaal Williams, running back
Michael Yeck, offensive line
Eathyn Manumaleuna, def. line
Uani 'Unga, linebacker
Kyle Van Noy, linebacker
Daniel Sorensen, def. back
Adam Hine, punt returner

To view BYU's 2014
All-Independent honorees,
turn to page 104



ALL-AMERICANS (select bios)


ELDON FORTIE ('61,'62) Nicknamed "The Phantom," Fortie broke 21 school records and is one of only two players in BYU football history to have his number retired. Rushed for 1,149 yards, an average of 5.8 per carry, and passed for 814 yards in 1962. Holds BYU record for most rushing yards in a game (272).

JAY MILLER ('73) Led the nation in receiving with 100 receptions for 1,181 yards including eight touchdowns. Holds BYU record for most receptions in a game (22) and most receiving yards in a game (263).

WAYNE BAKER ('74) Named second team All-American his senior season when he finished with 82 tackles (67 assisted, 15 solo). He also recorded nine quarterback hurries and 10 quarterback sacks as a senior.

BRAD OATES ('75) He was All-Western Athletic Conference and co-captain his last two seasons at BYU, and was named second team All-American by the Associated Press.

GIFFORD NIELSEN ('76) Nicknamed



Marc Wilson • 1978,'79

the "Mormon Rifle," he threw 207 completions for 3,192 yards and 29 touchdown passes. Led nation in TD passes, second in total offense, fourth in passing. As a team, the Cougars finished first in passing (307.8), sixth in total offense (424.4) and eighth in NCAA scoring (31.9). 1994 College Football Hall of Fame inductee.

MARC WILSON ('78,'79) Threw 250 completions for 3,720 yards with 29 touchdown passes. Threw seven touchdown passes in first start. Led NCAA in total offense. Ranked fourth in the nation in passing efficiency with a 147.1 rating. 1979 Senior Bowl MVP. Finished third in Heisman voting. Set 19 NCAA records in his career. Winner of Sammy Baugh Trophy as college passer of the year. Led team to an undefeated regular season and was named the Holiday Bowl's Offensive MVP. 1996 College Football Hall of Fame inductee.

CLAY BROWN ('80) Made game winning "hail mary" catch in 1980 Holiday Bowl against SMU. Had 1,009 receiving yards in 1980.

NICK EYRE ('80) Nicknamed "The Bear." Was BYU's first consensus All-American lineman. Finished third in the Outland Trophy voting. Was a three-year starter for 24 consecutive games.

JIM McMAHON ('80,'81) Led nation with 4,571 yards passing including 47 touchdowns in 1980. First Division I player to pass for more than 4,000 yards in a season. Set or tied 26 NCAA records. Led nation

in total offense (385.6) and pass efficiency (176.9), which ranks fourth all-time in NCAA history. Finished fifth in Heisman voting. Won first-ever Davey O'Brien Award in 1981. Led nation with 3,555 yards passing including 30 touchdowns. Led the NCAA in pass efficiency (155.0) and total offense (345.8). Finished third in Heisman voting. Finished career with 75 NCAA records. 1998 College Football Hall of Fame inductee.

BART OATES ('82) As a two-year starter on the offensive line, Oates earned Honorable Mention All-WAC in 1981 and All-WAC First Team in 1982. He was also named to the All-District VII All-Academic team. Oates also enjoyed a successful career in the NFL.

GORDON HUDSON ('82,'83) A two-time All-American, Hudson had 67 catches for 928 yards and six touchdowns in 1982 and 44 catches for 596 yards and six touchdowns in 1983. He was also a two-time first-team All-WAC selection. He set five NCAA records.

STEVE YOUNG ('83) Won Davey O'Brien Award and finished runner-up for the Heisman. BYU led nation in total offense and was second in scoring. Cougars set NCAA total offense record with 584.2 yards per game.

ROBBIE BOSCO ('84,'85) Led BYU to only National Championship in school history. Led nation in total offense and finished runner-up in passing efficiency (151.8). Runner-up for Davey O'Brien Award and third in Heisman voting.

Gordon Hudson • 1982,'83

BYU's Consensus All-Americans

A "consensus All-American" is a player who is listed as a first team All-American by at least half of the recognized lists.

Marc Wilson	QB	1979	Mo Elewonibi	OL	1989
Nick Eyre	OL	1980	Chris Smith	TE	1990
Jim McMahon	QB	1981	Ty Detmer	QB	1990
Gordon Hudson	TE	1982	Ty Detmer	QB	1991
Gordon Hudson	TE	1983	Luke Staley	RB	2001
Steve Young	QB	1983	Dennis Pitta	TE	2009
Jason Buck	DL	1986			





Steve Young • 1983



Robbie Bosco • 1984

Jim McMahon • 1980,
1981

Jay Miller • 1973, 1974



Ty Detmer • 1990, 1991

KYLE MORRELL ('84) As BYU's safety Morrell was honored as the WAC Defensive Player of the Year with 70 tackles, three interceptions and one sack.

LEON WHITE ('84) Selected defensive MVP of the 1984 Holiday Bowl. Named second-team All-America by The Sporting News as a junior (1984) and honorable mention All-America as a senior (1985) by the AP. Had 10 pass deflections in 1984, including five against Utah State. Recorded 90 tackles, five tackles for loss and two sacks his senior season.

DAVID MILLS ('84) Led team in receiving during his senior season when he caught 60 passes for 1,023 yards and seven touchdowns. Played on four WAC championship teams, including the National Championship team in '84.

TREVOR MATICH ('84) Was named to the AP All-America Third Team and Football News Honorable Mention as a center. Also named All-WAC First Team, played in the senior bowl, and was the 28th pick in the 1985 NFL draft by the New England Patriots.

MARK BELLINI ('85) A former walk-on, Bellini led BYU with 63 receptions for 1,008 yards, including 14 touchdowns his senior season in 1985. He was also 10th nationally in receiving average of 5.7 catches per game. Had 138 receptions, 2,267 yards receiving and 23 touchdowns in his career.

TREVOR MOLINI ('85) Named third-team All-American as a tight end his sophomore season and received an honorable mention nod during his junior season. Caught 63 passes for 849 yards and three touchdowns as a sophomore. Caught 11 passes for 186 yards and two touchdowns against New Mexico in 1985.

JASON BUCK ('85,'86) Became only the third player in the western United States to win Outland Trophy. Had 59 tackles, 13 tackles for loss and 12.5 sacks in 1986.

PAT THOMPSON ('88) Led conference in punting with 49 punts for 2,195 yards, an average of 44.8 yards per punt. Led the nation in punting for much of the season.

MO ELEWONIBI ('89) Didn't play football until after high school. Led BYU to a 10-3 record, a berth in the Holiday Bowl and graded out four times with perfect pass protection as a senior. He was the 1989 Outland Trophy winner.

BOB DAVIS ('89) Had 137 tackles, including six sacks his senior season. Dick Butkus Award candidate.

CHRIS SMITH ('89,'90) Led team with 60 catches for 1,090 yards, including five touchdowns in 1989. Set NCAA record for tight end with 1,156 yards receiving in 1990. Caught 68 passes and scored two touchdowns.

TY DETMER ('90,'91) First collegian from the Rockies to win the Heisman Trophy. Passed for 5,188 yards and 41 touchdowns. Member of the NCAA All-Decade team. Still holds three NCAA records. His career record of 15,031 yards passing is fifth highest in Division I football history.

BYRON REX ('92) Named UPI second team All-American tight end in 1992. He was also a two-time All-WAC selection (1991-1992).

ALAN BOARDMAN ('93) A four-year starter who recorded 204 punts for 8,636 yards, averaging 42.3 yards per kick. His freshman year he ranked ninth among punters nationally with a 43.13 average per kick.

EVAN PILGRIM ('92,'94) A three-year starter on BYU's offensive line. In 1994, his senior season, Pilgrim anchored an offensive line that was fifth in the nation in total offense. He helped Jamal Willis become the all-time leading rusher in BYU history, and led the Cougars to a No. 10 national ranking (final season ranking). Pilgrim was named a second team All-American guard by the Associated Press after his senior year.

ITULA MILI ('96) Had 46 catches for a nation-leading 692 yards and three touchdowns for tight ends. First-team All-WAC after senior season.

STEVE SARKISIAN ('96) He had a record-setting two-year (1995-96) career at BYU. Sarkisian completed 549-of-824 passes (66.6 percent) for 7,755 yards and 55 TDs in his career. As a senior in 1996, he led the nation in passing efficiency (173.6, the seventh best mark ever) as the Western Athletic Conference champion Cougars went 14-1 and won the Cotton Bowl. He was the WAC Offensive Player of the Year in 1996 and a second-team All-American.

ROB MORRIS ('98,'99) Two-time all-conference selection. His 345 career tackles is eighth all-time at BYU. He was a first round draft pick in 2000 by the Indianapolis Colts. Morris was named to the Associated Press, The Sporting News and Football News All-American first-teams after his senior year. He was also a semifinalist for Butkus Award, given to nation's top linebacker, and the WAC Defensive Player of the year in 1998 after posting 147 tackles during his junior season.



LUKE STALEY ('01) NCAA leader in scoring (15.45 points per game) and third in the nation in rushing average at 143.82 yards per game. Set BYU single season records in touchdowns scored (28), most points scored (170) and rushing yards (1,596). He led BYU to 12-2 record and MWC Championship. He earned the nation's top running back award, the Doak Walker Award, after his outstanding junior season.

DANIEL COATS ('03) Set a BYU freshman tight end receiving record with 30 receptions for 378 yards and four touchdowns. Named a Sporting News Freshman All-American in 2003.

MATT PAYNE ('04) In 2004 he was named AFCA and Sporting News First Team All-American and AP Second Team All-American as a punter. 2004 Ray Guy and Lou Groza Award Semifinalist. Led the nation with 51 punts for an average of 48.0 yards per punt while earning All-America honorable mention recognition in 2002. He was also an All-MWC First Team selection three times (2002-04).

JONNY HARLINE ('06) Picked up six All-America citations, including first team honors from The Sporting News, ESPN, College Football News, CBS Sportsline.com, SI.com and third team honors from the Associated Press. Harline led all BYU receivers in receiving yards (935) and touchdowns (12).

JOHN BECK ('06) Named a Sporting News second team All-American while picking up Honorable Mention citations from CBS Sportsline.com, Pro Football Weekly and College Football News. Beck finished his BYU career as the second Cougar passer to surpass to 10,000-yard mark.

JAKE KURESA ('06) Named a College Football News second team All-American while earning an Honorable Mention citation from The Sporting News. Anchored an offensive unit that was fourth in the nation in yards per game. He started games at tackle, guard and center during the 2006 season.

JAN JORGENSEN ('06) Earned third team Freshman All-America honors from the Sporting News. Jorgensen started each of BYU's 13 games as a freshman. He had five sacks and led all defensive linemen with 34 total tackles.

HARVEY UNGA ('07) Named a Rivals.com second team Freshman All-American in 2007 after compiling 1,050 rushing yards and 600 receiving yards. Unga is the Cougars' all-time leading freshman running back and the first BYU freshman to eclipse the 1,000-yard mark in a single season. He holds the school record for most 100-yard rushing games as a freshman with seven and holds the MWC Freshman Rushing record with 1,227 yards. Received College Football News Sophomore Team honorable mention in 2008 after rushing for 1,132 yards.

DALLAS REYNOLDS ('05,'08) Named a College Football News third team All-American as a senior center in 2008 after anchoring an offensive unit that was ranked No. 6 in the nation in passing and No. 16 in total offense. Named a Sporting News third team Freshman All-American and a Rivals.com second team Freshman All-American in 2005 on offense that was ranked No. 13 in the nation. He started in all 12 games as a freshman and all 51 games of his career.

AUSTIN COLLIE ('08) Named to six different All-America teams as a junior in 2008 after leading the nation with 1,538 receiving yards and 118.31 yards per game. He was named to the CBSSports.com First Team, earned second-team honors from AP, The Sporting News, Sports Illustrated and Rivals and third-team recognition from College Football News. Declared early for the NFL Draft as BYU's career receiving leader. Named a Sporting News Second Team Freshman All-American in 2004 after leading the nation's freshman receivers with 4.82 catches per game and 70.1 yards per game. He was also the 2004 MWC Freshman of the Year.

DENNIS PITTA ('08,'09) Named a consensus All-American in 2009. Earned first-team honors by Walter Camp

Foundation, AFCA, and Pro Football Weekly; second team by AP, Sports Illustrated, CBS Sports and Rivals; third-team by Sporting News and Phil Steele; HM by College Football News. Set the NCAA record for career receiving yards by a tight end (2,901). Was Rivals.com All-America Third Team in 2008. Also received honorable mention from Sports Illustrated and College Football News.

MATT REYNOLDS ('08) Named to four different Freshman All-America teams in 2008, including Football Writers Association of America first team, Rivals.com first team, College Football News.com first team and Sporting News second team. Started all 13 games on veteran offensive line featuring four other senior starters. Received College Football News Sophomore Team recognition in 2009.

BRADEN HANSEN ('09) Named a first-team Freshman All-American by Football Writers Association of America and Phil Steele. Received honorable mention from College Football News.

RILEY STEPHENSON ('12) Named AP second team, SI.com second team, CBSSports.com second team, Phil Steele third team, College Sports Madness third team.

KYLE VAN NOY ('12,'13) Named to CBSSports.com second team, AP third team, Phil Steele third team, College Sports Madness third team and SI.com honorable mention after completing his second straight season of recording a stat in every major defensive category in 2012. Named to Walter Camp Second Team, Athlon Sports third team, CBSSports.com third team, Lindy's Sports third team and Phil Steele third team and received SI.com honorable mention in 2013.

TEJAN KOROMA ('14) Named to FWAA Freshman All-America, Phil Steele Freshman All-America, 247Sports True-Freshman All-America, ESPN True-Freshman All-America and Sporting News True Freshman Teams. Started all 13 games at center.

BYU ALL-AMERICANS

YEAR	NAME	LEVEL/ORGANIZATION
1934	Wilson, Jessie	All-America
1939	Vaughn, Lloyd	Third Team AP
1959	Dennis, Lonnie	Third Team Williamson
1961,62	Fortie, Eldon	First Team NEA (61), Second Team UPI, AP, Williamson, Football News, Third Team AFCA
1967	Odle, Phil	First Team Dell Sports
1971	Gravelle, Gordon	Second Team AP, UPI, Universal Sports
1972	Van Valkenburg, Pete	Second Team Universal Sports, Third Team AP
1973	Miller, Jay	First Team Universal Sports
1974	Baker, Wayne	Second Team NEA
1975	Olsen, Orrin	All-America Bowl
1975	Oates, Brad	Second Team AP
1976	Nielsen, Gifford	First Team Football Writers of America, Second Team UPI, AP
1978,79	Wilson, Marc	Churchmen's (78), Consensus (79), AFCA, FWAA, UPI, AP, Walter Camp, Churchmen's (79)
1978	Coloma, Jason	Third Team AP
1978	Wood, Rod	Churchmen's
1979	Bell, Tom	Churchmen's
1980,81	McMahon, Jim	First Team Kodak, College and Pro Football Weekly, Second Team AP, UPI (80), Consensus (81)
1980	Eyre, Nick	Consensus, First Team AFCA, AFWAA, Second Team UPI, Third Team AP
1980	Brown, Clay	Second Team UPI, Third Team AP
1982	Oates, Bart	Second Team
1982,83	Hudson, Gordon	Consensus (82,83)
1983	Young, Steve	Consensus
1984	Millis, David	First Team Athlon
1984	Morrell, Kyle	First Team AP, Second Team Sporting News
1984	White, Leon	Second Team Sporting News
1984,85	Bosco, Robbie	Second Team UPI, Third Team FB News, Sporting News, AP (84), Second Team Football News (85)
1984	Matich, Trevor	Third Team AP
1985	Molini, Trevor	Third Team Football News
1985	Bellini, Mark	Second Team UPI, Third Team AP
1985,86	Buck, Jason	Third Team AP (85), Consensus (86)
1986	Knight, Shawn	Third Team AP
1988	Thompson, Pat	First Team Kodak, FWAA, Scripps-Howard, Second Team AP, UPI
1989,90	Smith, Chris	Consensus (89, 90)
1989	Davis, Bob	Third Team Football News, AP
1989	Elewonibi, Mo	Consensus
1990,91	Detmer, Ty	Consensus (90, 91)
1991,92,93	Brock, Randy	First Team Freshman FB News (91), First Team Soph. FB News (92), Almost FB News (93)
1992,93	Drage, Eric	Almost Football News (92,93)
1992	Gray, Detwin	Almost Football News (92)
1992	Hansen, Shad	Third Team Football News
1992,94	Pilgrim, Evan	Second Team Sophomore Football News (92), Second Team AP (94)
1992	Rex, Byron	Second Team UPI, Almost Football News
1993	Walsh, John	First Team Sophomore Football News, Almost Football News
1993	Herget, Todd	Almost Football News
1993	Boardman, Alan	Freshman Football News, Almost Football News
1993	Empey, Mike	Almost Football News
1993	Willis, Jamal	Almost Football News
1995	Raass, John	First Team Successful Farming Magazine
1995	Raass, Stan	First Team Successful Farming Magazine
1996	Mili, Itula	First Team AFCA
1996	Sarkisian, Steve	Second Team Football News
1996	Tait, John	Freshman - The Sporting News
1997	Dabney, Jaron	Second Team Freshman The Sporting News
1997	Johnson, Dustin	Successful Farming Magazine
1998,99	Morris, Rob	First Team FB News (98), Second Team Sporting News, AFCA, Third Team FB News (99)
1999,01	Staley, Luke	Third Team Freshman Sporting News (99), Consensus (01)
2001	Dennney, Ryan	Fourth Team Sporting News
2003	Coats, Daniel	Freshman - The Sporting News
2004,08	Collie, Austin	2nd Team Frosh. Sporting News (04), 2nd Team Rivals, SI.com, AP, Sporting News, CBSSports.com (08)
2004	Payne, Matt	First Team NCAA, AFCA, Sporting News, Second Team AP
2005,08	Reynolds, Dallas	Second Team Rivals.com Fresh., Third Team Sporting News Fresh. (05) Third Team (08)
2006	Harline, Johnny	First Team Sporting News, CBSSports, FB News, SI.com, ESPN, Third Team AP
2006	Beck, John	Pro Football Weekly, College Football News, Second Team Sporting News
2006	Kuresa, Jake	Second Team College Football News
2006	Jorgensen, Jan	Third Team Freshman Sporting News
2007	Unga, Harvey	Second Team Freshman Rivals.com, Scout.com Freshman, Second Team Freshman The Sporting News
2007	Feinga, Rey	Second Team SI.com
2008,09	Pitta, Dennis	Third Team Rivals.com (08); Consensus (09), Walter Camp First Team (09), AFCA First Team (09), Pro Football Weekly First Team (09), AP Second Team (09), SI.com Second Team (09) CBS Sports Second Team (09), Sporting News Second Team (09), Phil Steele Third Team (09), College Football News honorable mention (08,09), SI.com honorable mention (08)
2008,09	Reynolds, Matt	Freshman FWAA First Team, Rivals.com, CFB News, Sporting News, First Team CFB News Sophomore
2009	Hansen, Braden	First Team FWAA Freshman, First Team Phil Steele Freshman
2012	Stephenson, Riley	AP Second Team, SI.com Second Team, CBSSports.com Second Team, Phil Steele Third Team, College Sports Madness Third Team
2012,13	Van Noy, Kyle	AP Third Team (12), CBSSports.com Second Team (12), Phil Steele Third Team (12,13), College Sports Madness Third Team (12), Walter Camp Second Team (13), Athlon Sports Third Team (13), CBSSports.com Third Team (13), Lindys Sports Third Team (13), SI.com Honorable Mention (12,13)
2014	Koroma, Tejan	FWAA Freshman, Phil Steele Freshman, 247Sports True-Freshman, ESPN True-Freshman, Sporting News True Freshman



ACADEMIC ALL-AMERICANS

With 31 Academic All-Americans, BYU's reputation as a nationally renowned academic institution continues to grow. Since 1965, BYU's 31 Academic All-Americans have earned 37 Academic All-American citations.

BYU'S ACADEMIC ALL-AMERICANS

VIRGIL CARTER	1965	TY MATTINGLY	1986	CHAD LEWIS	1996
CASEY BOYETTE	1966	CHUCK CUTLER	1987	BEN CAHOON	1997
VIRGIL CARTER	1966	CHUCK CUTLER	1988	JARED LEE	2000
PAUL EHRLMANN	1966	TIM CLARK	1988	RYAN DENNEY	2001
DAN TAYLOR	1972	FRED WHITTINGHAM	1989	NATHAN MEIKLE	2005
DAN TAYLOR	1973	ANDY BOYCE	1990	DAVID OSWALD	2008
STEVE STRATTON	1973	BRAD CLARK	1992	KELLEN FOWLER	2008
STEVE MILLER	1976	BRUCE JENNE	1992	MATT BAUMAN	2008
STEVE SMITH	1976	ERIC DRAGE	1992	SCOTT JOHNSON	2009
SCOTT PHILLIPS	1980	ERIC DRAGE	1993	MATT BAUMAN	2009
DAN PLATER	1981	CORY COOK	1994	BRYAN KARIYA	2010
STEVE YOUNG	1983	ALAN BOARDMAN	1994		
MARV ALLEN	1984	ALAN BOARDMAN	1996		



Steve Young • 1983



Ty Mattingly • 1986



Chuck Cutler • '87 & '88



Eric Drage • '92 & '93



Alan Boardman • '94 & '96



Chad Lewis • 1996



Ben Cahoon • 1997



Jared Lee • 2000



Ryan Deney • 2001



Nathan Meikle • 2005



David Oswald • 2008



Kellen Fowler • 2008



Matt Bauman • '08 & '09



Scott Johnson • 2009



Bryan Kariya • 2010

AAA

Abbott, Fielding	1946-47
Adams, Doug	1972-74
Adams, John	1981
Adams, Richard	1967-69
Adams, Tim	1989
Affleck, Dave	1972-73
Aguirre, Lee	2009-10
Ah You, Charlie	1973-75
Ah You, CJ	2001, 03
Ah You, Harland	1995-97
Ah You, Matt	2003-04, 08
Aiono, Aissac	2001-03
Aitken, Ray	1949
Akeo, Ladd	1984-86
Akerfelds, Daniel	1982-83
Alba, Micah	2002-04
Albrecht, Scott	1994
Alexander, Payton	1926-27
Alger, Ned	1950
Alisa, Michael	2008, 11-14
Allen, Bill	1974-75
Allen, Eddie	1936-37
Allen, James	2002-03
Allen, Mark	1983-84
Allen, Marvin	1978, 81-84
Allen, Matt	2004-07
Allen, Paul	1960-61
Alletto, Nick	2007-10
Alletto, Terrance	2009, 12-14
Allphin, Bob	1964-65
Allphin, Dave	1965-67
Allred, Art	1969-70
Allred, Mart	1956
Ambrosius, Joe	1995-97
Anae, Brad	1980-81
Anae, Famika	1954-55
Anae, Famika	2010-12
Anae, Robert	1982-84
Andersen, Jason	1994-97
Andersen, Rj	1996-97
Anderson, Jason	1998
Anderson, John	1949
Anderson, Justin	2001-02
Anderson, Kenneth	1924
Anderson, LeGrande	1925-26
Anderson, Mel	1941
Anderson, Neil	1982-83
Anderson, Rob	1979-80
Anderson, Steve	1982
Anderson, Tyler	1988, 91-93
Anderton, Judd	2005-07
Andrews, Regan	1981-83
Andrus, Lou	1965-66
Ane, Neal	1976
Ansah, Ezekiel	2010-12
Apo, Ross	2011-14
Apostol, Kip	1976-77
Archibald, Ben	1997, 00-01
Arellano, Scott	2013-14
Armstrong, Bob	1982-83
Arnold, Josh	1988-91
Asay, Bert	1934-35
Ash, Wayne	1956
Ashdown, Bob	1964-66
Ashman, John	1990
Ashworth, Luke	2005, 08-10
Atkinson, Bryant	2002-03
Atkinson, Dave	1971-73
Atkinson, Jordan	2009-2010
Atuaia, Donny	1996-1999
Atuaia, Mark	1991, 94-96
Attig, Aaron	2007
August, Bill	1971-72
Aulai, Sete	2006-07
Aupui, David	1979-82
Autentico, Randy	1963
Awai, Barrett	1991-92

BBB

Badger, Chris	2013-pres.
Badger, Lonnie	1953
Bailey, Joe	1971-73
Bailey, Mike	1971
Baker, Frank	1961-63
Baker, Wayne	1972-74
Baldwin, Tom	1993-95
Balholm, Neil	1981-82
Ball, Jason	1993
Ballard, Jim	1963
Ballif, Ariel	1924
Ballif, Jae	1950-52
Ballif, Mark	1929
Balmforth, Jim	1988-90
Baltzer, Tom	1966-67
Banker, Carl	1962-63
Banky, Richard	1965-67
Banzhaf, Steve	1970
Barker, Todd	1999
Barney, Chad	2002-03
Barrow, Bob	1961-63
Barrus, Dave	1958-59
Basinger, Earl	1927
Bateman, Eric	1995-97
Bateman, Fred	1939-40
Bateman, Max	1936-37
Bates, Dan	2004-06
Bates, Derick	1995-98
Bates, Layne	1989
Bauman, Matt	2004, 07-09
Bean, Bob	1966-67
Bean, Larry	1952
Bean, Ron	1943-54
Beatty, Byron	1989
Bechtold, John	1983
Beck, Jason	2004, 06
Beck, John	2003-06
Beck, Ryan	2004-05
Beck, Tyler	2007, 11-13
Beckett, Paul	1988
Beckstead, Chad	1936-38
Beckstrom, Mark	1949
Belcher, Curg	1964-67
Bell, Jeff	2007-09
Bell, Tom	1977-79
Bellini, Mark	1982, 84-86
Bellini, Matt	1987-90
Belnap, Bud	1958-60
Bench, Dean	1925
Benson, Don	1948-50
Bennion, Roy	1955, 58-59
Bergeson, Eric	1988-89
Berry, Matt	2002-05
Berry, Rex	1948-50
Berntsen, Mark	1975-77
Bertotti, George	1932
Betham, Jimmy	1999-00
Betham, John	1972-74
Beverley, Kish	2002
Biddulph, Floyd	1931-32
Biddulph, Buddy	1925
Biddy, Bob	1975-76
Biegel, Rocky	1988-91
Biegel, T.D.	1993-94
Billick, Brian	1974-76
Bills, Bob	1951
Bills, Craig	2009, 12-14
Bills, KC	2003, 05
Bills, Karol	1949, 52
Bingham, Neil	1968-70
Bird, Forest	1936-38
Bird, Ken	1941-42
Bird, Nick	1923
Bisgaard, Christopher	1995-96
Bisho, Chris	1986, 87
Blackham, Gordon	1964-65
Blackham, Shirl	1939-40
Blackmon, Devon	2014-present
Blackwell, Clay	1978-79
Blanc, Jeff	1973-76
Bledsoe, Jared	1998
Bloomfield, Henry	1995-96
Bloomfield, Tefua	1994-95
Boardman, Alan	1993-96
Bockwoldt, Colby	2000-03
Bolden, Chris	2006-07
Bolli, Tyler	1993-96
Borgia, John	1984-87
Bosco, Angelo	1951
Bosco, Robbie	1983-85
Boulter, Roy	1947
Bower, Wayne	1971-73
Bowers, Carl	1969-71
Bowers, Dan	1969-71
Bowers, Wesley	1942
Bowman, Bernardino	1922-24
Bowman, George	1951-53
Bowman, Spéro	1970-71
Boyce, Andy	1988-90
Boyette, Casey	1966-68
Bozich, Craig	1966-68
Bradford, Perry	1978
Bradley, Brandon	2007-10
Brady, Mark	1979-81
Brady, Mike	1960-62
Brady, Phil	1962-64
Brady, Steve	1980-81
Braga, Matt	1979-80
Brandon, Josh	2002-03
Brathwaite, Reynaldo	2003
Bray, Ken	1963-65
Brewster, Dennis	1963-65
Bright, Travis	2006-08
Brink, Lloyd	1938-40
Brinley, Eldon	1928-30
Brock, Randy	1991-94
Brooks, Brannon	2008
Brooks, Dave	1971-73
Brooks, Michael	1988
Brown, Algernon	2013-pres.
Brown, Braden	2009-12
Brown, Clay	1978-80
Brown, Curtis	1958
Brown, Curtis	2002, 04-06
Brown, Jackson	2003
Brown, Manaia	2003-05
Brown, R.K.	1957-58
Brown, Reed	1976
Brown, Rhen	2010
Brown, Terence	2005, 09-11
Brown, Tyrone	1997-98

continued on pages 136-143



Brumfield, Scott	1991-92
Brundage, Dewey	1951-53
Bryant, Bill	1990-92
Bryant, Dan	1995
Bryson, Thomas	2010
Buchanan, Kayle	2004-07
Buchanan, Rob	1978-79
Buck, Jason	1985-86
Buckner, Robbie	2009-12
Bullock, Burt	1956, 58-59
Bunker, Carl	1962-63
Bunnell, Karl	1927-29
Bunnell, Merrill	1922-23
Burbidge, Jon	2001-04
Burningham, Rex	1982-83
Burr, Bruce	1950
Burr, Tom	1951
Busenbark, Don	1986-88
Bushore, Don	1946-49
Buswell, Blair	1981
Butler, Tony	1982
Buys, Joseph	1926-28
Bybee, Royce	1979-80

CCC

Cabulagan, Pat	1981-83
Cahoon, Ben	1996-97
Cahoon, Brad	1986-87
Caldwell, Paul	1955-58
Call, Dee	1942
Call, Ken	1967-68
Campbell, Jason	1995
Campora, Steve	1956
Campos, Dave	1977
Cannon, Curt	1996-97
Carlile, Alan	1977
Carlson, Brent	2000-03
Carlson, Chuck	1974-76
Carlson, Clark	1973-75
Carlson, Kent	1986
Carlson, Steve	1979-80
Carr, Larry	1972-74
Carter, Nate	2014-pres
Carter, Virgil	1964-66
Carter, Ross	1952
Chadwick, Dave	1948-49, 52
Chaffetz, Jason	1988-89
Chamberlain, Garth	1939-41
Chamberlain, Royal	1922
Chamberlain, Royal	1992-93
Chambers, O'Neill	2008-09
Charlton, Scott	1989-91
Chatterton, Marc	1942
Chatterton, Marcell	1946
Chipman, Dee	1939-41
Chitty, Leonard	1986-87
Chow, Warren	1987
Christensen, David	2000, 02-03
Christensen, Jack	1936-38
Christensen, John	1990-91
Christensen, Quinn	2002-03
Christensen, Rex	1937
Christensen, Steve	1968
Christensen, Steve	1992-93
Christensen, Toby	2000-03
Christensen, Todd	1974-77
Christiansen, Brian	2002
Christianson, Frank	1992-93
Christley, Milan	1957-59

Christopoulos, Tony	1949
Chronister, Mike	1976-78
Clark, Brad	1989-92
Clark, Glen	1946-49
Clark, Jayson	2006
Clark, Tim	1986-88
Clark, Tom	1956-57
Clarke, Willard	1925-26
Clawson, Coleby	2008-09
Clements, Steve	1992-94
Close, Calvin	1977, 80-81
Clove, Alvie	1949-50
Coats, Daniel	2003-06
Cobabe, John	1954
Coggins, Deven	1988-89
Cole, Tom	1958-59
Collie, Austin	2004, 07-08
Collie, Scott	1979-82
Collie, Zac	2004-06
Coloma, Jason	1976-78
Colson, Terry	1965-67
Colvin, Reed	1927
Condie, Brandon	1996-97
Condie, Howard	1957
Condie, Vernon	1931-33
Connors, Chris	1990-91
Conrad, Mike	1961-63
Cook, Ben	1995-97
Cook, Cory	1993-94
Cook, Jamie	1994-95
Cook, Jerry	1965-67
Cook, Wayne	1934-35
Coon, Dave	1970-71, 73
Coon, Doug	1972
Cooper, Brett	2003-06
Cooper, George	1930
Cooper, Jason	1993-95
Corbett, Don	1924-27
Corbett, George	1927
Corchnoy, Barry	1962-64
Corless, Albert	1927
Corley, Stacey	1988-90
Corson, Steve	1977
Covey, Sean	1987-89
Cowart, Jeff	2000-02
Cox, Matt	1995-97
Crandall, Ray	1971
Crane, Reed	1935-36
Crichton, Tui	2009, 12-13
Criddle, Ben	2006-07
Criddle, Jesse	1950
Crittenden, Jim	1954-55
Crompton, Craig	1970-72
Crowe, Chris	1974-75
Crutchfield, Tony	1988-91
Cunningham, Harold	1951-52
Cupp, Aaron	1995-98
Cutler, Chuck	1986-88
Cutler, Dallin	2011

DDD

Dabney, Jaron	1997, 99
Dalebout, Paul	1956
Dalley, Alvin	1947-49
Daly, Ron	1949-50
Damuni, Jack	1993-94
Dangerfield, Steve	1960
Daniel, Robertson	2013-14
Darling, Dick	1960-62

Dastrup, Andy	1928-30
Davis, Bill	1978-80
Davis, Bob	1987-89
Davis, Kirk	1987-88
Davis, Michael	2013-pres.
Davis, Rob	1997-98
Davis, Russ	1978
Dawson, Ted	1987-88, 92-93
Dean, Logan	2002
Deavitt, Willard	1939
Decker, Merle	1946
DeCoite, Dan	1999
Deeds, Keith	1947-49
Deeds, Scotty	1946-47
Denney, Brett	2006-09
Denney, John	2002-04
Denney, Ryan	1998-01
Dennis, Lonnie	1957-59
Denney, Craig	1971-73
DeSantis, Steve	1990
Detmer, Ty	1988-91
Dewey, Steve	1974-76
Dignan, Tom	1974-75
Dimick, Bob	1949-50
Di Luigi, JJ	2008-11
DiPadova, Nick	2002
Dixon, Sanky	1926-28
Dixon, Donald Jr.	1955-57
Dixon, Buck	1922-25
Dixon, Norm	1988-90
Dixon, Owen	1939-41, 46
Dixon, Rick	1967-69
Doerr, Dick	1949
Doman, Brandon	1998-01
Doman, Bryce	1988, 92-94
Doman, Cliff	1996-99
Doman, Dennis	1970-71
Doman, DJ	2013-pres.
Doman, Kevin	1985-86
Doman, Shawn	2006-09
Doney, Darrell	1950-52
Dow, Mac	1936
Dowell, John	1976
Drage, Eric	1990-93
Duerden, Verle	1949
Dugger, Jerry	1971
Duke, Dev	1973-74, 77
Dulan, Ian	2006-08, 11
Dunham, Tyson	2002-03
Dunn, Gary	1958-59
DuPaix, Roger	1960-62
Duran, Dave	1965
Durant, Jim	1934
Duva, Jeff	1975
Dvorak, Bill	1970-71
Dyches, Ronald	1928-30
Dye, James	1995-96
Dye, Trey	2014-pres
Dyer, Lee	1942

EEE

Earp, Robert	1952
Eason, Corby	2009-11
Eccles, Jim	1947-49
EchoHawk, Larry	1968-69
EchoHawk, Tom	1972-73
Eckel, Paul	1957-59
Eddo, Mike	1982-83
Edmonds, Aaron	2000-01

Edwards, Elan	1999-00
Edwards, Jimmy	1981, 84-86
Edwards, Jim	1989, 92-94
Edwards, Matthew	2010-11
Egbert, Hal	1948
Egbert, Wendell	1952
Eggertsen, Armand	1931-32
Ehin, Chuck	1979-82
Ehrmann, Paul	1965-66
Eldredge, Lloyd	1980-82
Elewonibi, Mo	1988-89
Elliott, Kurt	2000-01
Ellis, Jeff	1995-98
Ellison, Chris	1997-98
Empey, Mike	1987, 91-93
Ena, Justin	1997-02
Engemann, Bret	1999-02
Enlow, Tom	1977-78
Erdhaus, John	1967
Evans, Joe	1990-91
Everett, DeQuan	2011-12
Eyre, DeRay	1951-53
Eyre, Nick	1976, 78-80

FFF

Faalufua, Wayne	1981-82
Facer, Steve	1969-71
Fairbanks, Lloyd	1973-74
Fales, Andrew	1998-00
Falslev, JD	2010-13
Fannin, Scott	1996
Fangupo, Hebron	2011
Farasopoulos, Chris	1968-70
Farmer, Lance	1991
Farmer, Scott	1956
Farner, Nairne	1962-63
Farnsworth, Harold	1972-73
Farris, Alex	2000-01
Faulkner, Jim	1969-70
Faupula, Elias	1994-95
Favero, Dewey	1933-34
Feinga, Ray	2005-08
Felt, Dick	1952-54
Fenesty, Bob	1953
Fennegan, Garth	1992
Feterik, Kevin	1996-99
Feula, Vince	2004-05
Fields, Tony	1997
Filiaga, Pulusila	1979-81
Finai, Pisa	1975
Finrock, Dennis	1969
Fisher, Paul	2003
Fisher, Steven	2009



Eldon Fortie • 1960-62

Fitisemanu, Alema	1985, 87, 89-90
Flaherty, Bob	1951
Flammer, Mark	1978
Fleming, Lucky Dare	1969-70
Flint, Brandon	1981-83
Foketi, Mosese	2007-08
Folsom, Ryan	2010-11
Fonua, Kavika	2014-pres
Foot, David	2010-12
Foreman, Nate	1996-97
Foreman, Roderick	1997
Fort, Neal	1987, 89-90
Fortie, Eldon	1960-62
Fowler, Blaine	1983-85
Fowler, Kellen	2002-03, 07-08
Francis, Dave	1978-80
Francisco, Aaron	2001-04
Frandsen, Jeff	1987-89
Frankovich, George	1952
Frantz, Gene	1960-62
Frazier, Danny	1977
Frazier, Dion	1960-63
Frazier, Jameson	2009-11
Frazier, Sid	1965-67
Freeland, Jim	1994-95
Freeman, Mark	2008
Freeman, Ryan	2006, 09-12
Friel, Kaneakua	2008, 11-13
Frierson, York	1999
Frisch, Byron	1996-99
Fua, Alani	2011-14
Fuga, Romney	2006, 09-12
Fuller, Boney	1922-26
Fuller, Troy	1986-89
Fulton, Ira*	2003
Furstenau, Todd	1995
Fusi, Edward	2013-14
Futrell, David	1984-87

GGG

Gabriel, Dustin	2004-06
Galea'i, Jay	2010-11
Gali Jr., Setema	1997-00
Garber, Jon	1989-90
Gardner, Dean	1939-40
Gardner, Glenn	1965-66
Gardner, Morris	1946
Garrick, Craig	1982-84
Gaskins, Brenden	2007-09
Gaspard, Al	1977-78
George, Andrew	2006-09
Germann, Chris	1986-87
Gibbs, Nathan	1992-94
Gifford, Jack	1960
Gilbert, Art	1938, 40
Giles, Earl	1935
Giles, Mark	1973-75
Giles, Scott	1990-91
Gilford, Jernaro	1999, 01-03
Gillenwater, Gil	1972-73
Gillespie, George	1932-34
Gillespie, Gerald	1935-37
Gillespie, Horace	1946-49
Gillespie, Jeremy	2003-04
Giordano, Gabe	1995-97
Giordano, Philip	1994-97
Gledhill, Elwood	1923-24
Glatch, Bill	1969-70
Gomes, Lenny	1991-93
Gomm, Ken	1954



Andrew George • 2006-09

Gooch, David	2004
Gooch, Quinn	2004-07
Gordon, Aaron	2005-06
Gourley, George	1971-72
Gourley, Roger	1975-77
Gouveia, Kurt	1983-85
Gravelle, Gordon	1968-69
Gray, Derwin	1989-92
Gray, Brian	1998-99
Green, Eddie	1987, 89-90
Greene, John	1965
Griffin, Don	1968-70
Griffith, Kent	1989-91
Griffith, Melvin	1930-32
Griffitts, Bobby	1993
Gruber, George	1967-69
Gulstad, Chris	1992
Gunderson, Brian	1970-71
Gunderson, Ryan	2000-01
Gunther, Kurt	1980-82
Gustavson, Paul	1973

HHH

Hadfield, Mark	1994
Hadley, Matt	2012
Hadley, Preston	2011-12
Hadley, Spencer	2008, 11-13
Hafoka, Spencer	2008-11
Hague, Mike	2006, 09-13
Hahn, Gary	1975-76
Hale, Chris	1999, 03-05
Hale, Guy	1962-64
Hale, Lane	1994-96
Hales, Iman	1931
Hall, Jan	1968
Hall, Kalin	1992-93
Hall, Marshall	1961-62
Hall, Max	2007-09
Hall, Nathan	1992-93
Hall, Steve	1969-70
Hall, Travis	1991-94
Halladay, Soren	1998-01
Halvorson, Tim	1975, 78-79
Hamblin, Bob	1951-52
Hamblin, Jay	1948-50
Hamilton, Larry	1982-84
Hamilton, Waymon	1980-83
Hancock, Larry	1950-52
Hancock, Ryan	1991-92
Handley, Darren	1986-88
Hanks, Dave	1956
Hanks, Wayne	1933
Hanna, Sam	1968
Hannemann, Micah	2012



Hansen, Bill	1994-95
Hansen, Braden	2009-12
Hansen, Brian	1978, 81-82
Hansen, Bruce	1981, 85-86
Hansen, Dan	1970-72
Hansen, Danny	1977-79
Hansen, Mark	2003
Hansen, Regan	1986-88
Hansen, Shad	1989-92
Hanshaw, Tim	1992-94
Hapi, Joe	1931
Harding, Doug	1998-99
Hardisty, Brad	1982
Hardy, Ariel	1937
Hardy, Merrill	1948-49, 53
Harline, Jonny	2005-06
Harmann, Gary	1968-69
Harmer, Larry	1994
Harn, Gary	1967-69
Harper, Jared	2002
Harper, Matt	1997
Harper, Steve	1982-83
Harrington, Alema	1986-88
Harrington, Tau	1988, 90
Harris, Antwaun	2004
Harris, Carl	1924, 26
Harris, George	1975-77
Harris, Jeff	1977-78
Harris, Kelly	1976-77
Harston, Pete	1988-90
Hart, Kay	1932-34
Hartsfield, JD	1997-98
Hartwig, Dan	1977
Harvey, James	1990
Harvey, Terrence	1997
Hatch, Jake	1998
Hatch, Victor	1922
Hawkins, Harold	1959
Hawkins, Wally	1967-68
Haycock, Bevan	1949
Haymond, Steve	1983-84
Haysbert, Adam	1983-84



Johnny Harline • 2005-06

Heaney, Brandon	2001-02, 04
Heaps, Jake	2010-11
Heaps, Larry	1968-70
Hecker, Jim	1942
Heder, Austin	2011, 14-pres
Heggins, James	1994
Heimuli, Anthony	2009
Heimuli, Hema	1992-95
Heimuli, Lakei	1983-86
Heinz, Lyle	1954
Henderson, Dave	1989-91
Henderson, Kurt	2013-pres.
Hennefer, Mike	2000
Henstrom, Doug	1997-99

Herget, Todd	1991-93
Hernandez, Tony	1976-77
Herrick, Joe	1991-93
Herring, Eli	1987, 91-94
Herring, Isaac	1999-02
Herrmann, Jim	1981, 83-84
Hess, Connell	2010-11
Hess, Dean	1939-40
Hickman, Wayland	1993-94
Hill, Dick	1948-50
Hill Taysom	2012-pres.
Hilton, Jack	1954-56
Hinckley, Fritz	1923-25
Hinckley, Mike	1955
Hinds, Troy	2014-pres
Hine, Adam	2011-pres.
Hoagland, Greg	1996
Hobbs, Richard	1985-87
Ho Ching, Toloa'i	2014-pres
Hodgkiss, Corby	2003, 05-07
Hoffman, Cody	2010-13
Hogan, Adam	2012-13
Hoge, Chris	1988
Hoggan, Mike	1985, 90-91
Hoke, Chris	1997-00
Hola, Tevita	2009
Holder, Curtis	2002
Holle, Kirk	1990
Holman, Howard	1959
Holmoe, Tom	1979-82
Holt, Austin	2010-13
Holt, Gayle	1946-48
Holtry, Jeff	1999-00
Homolik, Wes	1967, 69-70
Hooks, Margin	1997-00
Hooks, Terrance	2006-09
Hoover, Bliss	1928-30
Hopkins, Tom	1981-82
Horlacher, Fred	1931
Hornung, Reed	2010-12
Horton, Ben	1997-00
Houk, Terrenn	2011-pres.
Howard, Bob	1923-25
Howard, Brandon	2006-08
Howard, Paul	1970-71
Howell, O'Neil	2002-05
Hubbard, Dave	1974-76
Hubbs, Keith	1957-59
Huber, Max	1965-67
Huckaby, Jay	1985-87
Hudson, Gordon	1981-83
Hudson, Ray	2004
Hughes, Brian	1993-94
Hughes, Erik	1991-92
Hullinger, Jess	1923-24
Hulse, Clarence	1952
Hunt, Ed	1956
Hunt, Kahlili	1972-73
Hunter, Brad	1986, 90-92
Hunter, Greg	1987-88
Hunter, John	1985-88
Hunter, Logan	1971-72
Hunter, Shane	2009-10
Hutchins, Aaron	1996
Hutchinson, Grant	1932-34
Hutchinson, Nate	2006
Hyder, John	1969-70

III

Ieremia, Mekeli	1974-77
-----------------	---------

Imboden, Earl	1946
---------------	------

III

Jackson, Elwood	1922
Jackson, George	1940
Jackson, Harvey	2014
Jackson, Kip	1968-70
Jackson, Scott	2000-03
Jackson, Weldon	1956-58
Jacobsen, Lloyd	1966-67
Jacobsen, Mike	1962-64
Jacobsen, Mike	1968-70
Jacobson, McKay	2006, 09-11
Jacobson, Ron	1956, 58
James, Don	1953-54
James, Joe	1967
Jaramillo, Jim	1978-80
Jaussi, Landon	2008-10
Jenkins, Ronney	1996-98
Jenkins, Mike	1990-91
Jenne, Bruce	1990-92
Jennings, Gordon	1964-66
Jensen, Alex	1999
Jensen, Blake	1982-83
Jensen, Bob	1986-87
Jensen, Cameron	2004-06
Jensen, Craig	1974-76
Jensen, Ken	1939
Jensen, Michael	1980-82
Jensen, Phil	1972-75
Jensen, Roland	1939-40
Jeppesen, Garen	1987-88
Jewkes, Jackson	1936-38
John, Delmar	1941
Johnson, Brent	1978-79
Johnson, David	2002
Johnson, Duane	1987-89
Johnson, Dustin	1995-97
Johnson, James	1993-96
Johnson, Jim	1960-61
Johnson, Jordan	2011-12, 14
Johnson, Kyle	2013-pres.
Johnson, Lee	1981-84
Johnson, Louis	1930-31
Johnson, Malcolm	1934
Johnson, Marques	2013-14
Johnson, Matt	1998-99
Johnson, Merrill	1960
Johnson, Scott	2007-09
Johnson, Sid	1979
Johnston, Carroll	1956-57
Johnston, Mike	1992-95
Joiner, Isiah	2000
Jolley, Doug	1998-01
Jones, Breyon	2002-03, 05
Jones, Charles	1996
Jones, Homer	1979-80
Jones, Jimmy	1981-82
Jones, Lloyd	1978-80
Jones, Monte	1963-65
Jones, Rick	1968, 70
Jones, Richard	1977
Jones, Robert	1963
Jones, Roy	1956
Jorgensen, Austen	2007, 10-13
Jorgensen, Jan	2006-09
Jorgensen, Todd	1992
Jory, Justin	2000, 03
Juergens, Garrett	2014-pres
Juergens, Mitchell	2014-pres

KK

Kafu, Solomon	2008, 11-14
Kahaiali'i, Walter	2007, 10-11
Kaluhiokalani, Kalama	2010
Kama, Gary	1975-77, 79
Kanahale, Marcus	1975-76
Kanuch, Tuni	2014-pres
Kapele, John	1957-59
Kapele, John	1987
Kariya, Bryan	2008-11
Karpowitz, Bob	1949-51
Kasper, Chris	2000
Katoa, Andy	1985-86
Katoa, Fotu	1989
Katoa, Fred	1990
Kauffman, Earl	1988-91
Kaufusi, Bronson	2012-pres.
Kaufusi, Rich	1989-90
Kaufusi, Steve	1986-87
Kautai, Teu	2013-pres.
Kaveinga, Uona	2011-12
Kawaa, John	1962-63
Kealaluhi, K.O.	1995-96
Kearsley, Brayden	2013-14
Keele, Eddie	2003-06
Keele, Ryan	2001-02
Kehl, Bryan	2002, 05-07
Kehl, Ed	1995-98
Keim, Mike	1988-90
Keisel, Brett	1998, 00-01
Keitzman, Jim	1946-47
Kellermeier, Doug	1981-83
Kelley, Isaac	1999-01
Kennedy, Jared	1996-97
Kim, Moses	1964-66
Kimball, Edwin	1923-24
Kimball, Tim	1948-49
Kimball, Tom	1938
Kimball, Warren	1951
Kimmel, Jim	1962-64
Kinard, David	1985, 89-91
Kinder, George	1958
King, David	1984-86
Kiser, Larry	1987
Kline, Dan	1966
Knight, Ron	1970-71
Knight, Shawn	1983-86
Knight, Tim	1986-88
Knight, William	1994
Knoblauch, Paul	1962-64
Knowles, Chad	1992-94
Knudsen, Clarence	1924-26
Knudsen, Moyle	1936-38
Kochevar, Lewis	1950-51
Kochevar, Paul	1953-54
Kolbaba, Nathan	2002-03
Koller, Lyle	1946-49
Kormylo, John	1978
Koroma, Tejan	2014-pres
Kozlowski, Glen	1981, 83-85
Kozlowski, Tyler	2007-08
Kuhlman, Bill	1956
Kukahiko, Jason	2001-04
Kuresa, Jake	2003-06
Kuresa, Alex	2011-12

LLL

Lacey, Mike	1979-81
LaComb, Frank	1932-34
LaComb, Gary	1954-55



Glen Kozlowski • 1981, 83-85

Ladd, Tom	1989-91
Lafitte, Michael	1999-01
Lahmann, Tom	1966-68
Lamb, Ed	1995-96
Lamb, Tucker	2009
Lambert, Darrin	1987
Lane, Eric	1979-80
Langi, Harvey	2014-pres
Lapuaho, Ului	2014-pres
Lark, James	2010-12
Larsen, Bob	1971-73
Lasike, Paul	2012-14
Latimer, Don	1954
Latu, Wayne	2005, 08
Lauder, David	1992, 94
Laulile, Tomasi	2014-pres
Laverty, Ben	1965-66
Lawlor, Quinn	2013
Leavitt, Dallin	2013-14
Leavitt, Fred	1955, 58-59
Leavitt, Hafen	1939
Leavitt, Jared	1990-91
Ledbetter, Lennon	1980-81
Ledenko, Rob	1983-84
Lee, Ervin	1989-91
Lee, Jared	1999-00
Leeper, Bill	1967-68
Lefevre, Reg	1939-40
Legas, Dick	1968-70
Leonard, Drew	1937-38
Leslie, Jordan	2014
Leung-Wai, Aveni	2010-11
Leuta-Douyere, Jher.	2012-pres.
Lever, Keith	1990-91
Lewis, Burnell	1931
Lewis, Chad	1993-96
Lewis, Gail	1939-41
Liapis, Pete	1946
Liava'a, Tevita	1997
Liday, Bob	1942
Liljenquist, Joe	1969-71
Linder, Jack	1961-62
Lindley, Lance	1984-85
Lindquist, Ed	1963
Lindsley, Steve	1985-86
Lindstrom, Dave	1949, 52
Lindstrom, Jeff	1993
Linford, Frank	1974
Linford, Jay	1983
Linford, Paul	1972-74
Linford, Ray	1978-80
Litchfield, Randy	1973
Livingston, Jeff	1961-63
Livingston, Joe	1973
Lloyd, Cecil	1948-49
Lloyd, Don	1925
Lloyd, Vaughn	1935-38
Lloyd, Wesley	1925
Lobue, Sam	1973-74
Logan, Brian	2009-10
Lomax, Desmond	1996-97
Long, Rod	1948-50
Long, Troy	1985-88
Longhurst, Herman	1940-42
Longshore, Nick	2006
Loper, Mike	1966-68
Lopez, Richard	1966-68
Loose, Bob	1954
Lott, Dean	1986-87
Loveless, Elmer	1928-29
Lovely, Gary	2004-06
Lowe, Josh	1997-00
Lowry, Dave	1974-76
Luekanga, Kyle	2005-06, 08
Luettgerodt, Justin	2004-05
Lundberg, Jerry	1952
Lupoi, John	1967-69
Lyman, Jeff	1969-70
Lyons, Marc	1967-69
Lyons, Walter	1935

MMM

Maddux, Justin	2003-05
Madsen, Lowell	1950-52
Madarieta, Levi	2001-03
Madsen, Michael	1999-00, 02
Maeser, Keith	1922
Magalei, Issiah	1996-98
Magalei, Shane	1996-99
Magleby, Francis	1948-49
Magleby, Russell	1928-30
Magoffin, Dick	1958-59
Mahe, Reno	1998, 01-02
Mahina, Devin	201, 12-14
Mahoney, Tim	1974
Mahuika, Bryce	2004, 06-08
Malarsie, John	1961-63
Mangum, Parker	2009
Mannion, John	1981-82
Manson, Hunter	1922-23
Manson, Judd	1930-32
Manumaleuna, Eathyn	2007, 10-13
Manwill, Walt	1978-81
Marchello, Ivan	1989
Marking, Jerry	1940-41
Marquardt, Daniel	2002-05
Marquardt, Michael	2001, 04
Marriott, Bill	1962-64
Marriott, Todd	1988
Marshall, Bob	1963-64
Marshall, Matt	2008-11
Martin, Brad	1995-98
Martin, Drayton	1990
Martini, Ralph	1987
Martinez, Joe	1952, 55
Matau, Chris	1985-86
Mathie, Lynn	1958, 62-63
Matich, Trevor	1979-80, 83-84
Matsuzaki, Micah	1989-91, 93
Mathews, Marcus	2010-13



Brian McKenzie • 1996-97

Mathews, Mitch 2009, 12-pres
 Mathews, Ryker 2011-pres.
 Matthews, Bill 1956
 Matthews, Blaine 1983
 Matthews, Keith 1950-52
 Matthews, Weldon 1930-33
 Mattingly, Ty 1985-86
 Mauga, Ammon 2000-02
 Mavrakis, Sam 1939, 41
 May, Bryan 1989-91
 Maynard, Ken 1940
 Mazorra, Dennis 1981-82
 Mazzotta, Casey 1992-93
 McBeth, Paul 1935-37
 McBeth, Travis 1987-88
 McCluskey, Mark 1974-75
 McCorquindale, John 1976
 McCubbins, Aaron 1998-01
 McCullough, Hassan 1992
 McCullough, Keith 1984-85
 McDade, Jim 1983-84
 McDonald, Brian 2000-01
 McDonald, Jay 1984-85
 McEuen, Kurt 2008
 McEwen, Terry 1976-77
 McFarlane, Nyle 1958
 McFerren, Brandon 2000
 McGinn, Joe 1958-59
 McGiven, Gary 2003-04
 McGuire, Kaipo 1993-96
 McIntosh, Kimball 1924
 McKee, Dave 1977-78, 81
 McKenzie, Brian 1996-97
 McLaren, Dave 1955
 McLaughlin, Derek 2005-06
 McLaughlin, Jared 2005-06
 McMahon, Jim 1977-78, 80-81
 McNabb, Bill 1982-83
 McNaughton, Austin 1964
 McTyer, Tim 1995-96
 McWhorter, George 1949-50
 Meadows, Billy 1953
 Mees, Carter 2009-11
 Mees, Mike 1979, 81-82
 Meibos, Jared 2001-03
 Meikle, Nathan 2005-06
 Mendenhall, Pete 1923-26
 Mendenhall, Mat 1975-79
 Mendenhall, Paul 1953-54
 Mendenhall, Ron 1969-70

Mendenhall, Wilford 1923-24
 Mendenhall, Zed 2010-12
 Mendenhall, Zeke 2009-10
 Mercado, Hank 1968
 Merkeley, Floyd 1933-34
 Merkley, Cecil 1924-25
 Merkley, Doran 1961-63
 Merkley, Scott 1992-94
 Merrill, Kimball 1946-48
 Merrill, Ray 1929-31
 Meservey, Matt 1989, 92-95
 Meteer, Dave 1974-76
 Meyer, Gerald 1968-70
 Mikkelsen, Andrew 2014-pres
 Miles, David 1985-87
 Mili, Itula 1991, 94-96
 Miller, Bill 1969-71
 Miller, Drew 1997-98
 Miller, Jay 1972-74, 76
 Miller, Larry 1975-78
 Miller, Lynn 1922
 Miller, Steve 1975-76
 Miller, Tom 1977-78
 Miller, Val 1972-73
 Millet, Floyd 1932-33
 Mills, Dave 1981, 83-84
 Mills, Mike 1940-42, 47
 Mitchell, Brian 1987-90
 Mitchell, Kevin 1983
 Mitchell, Patrick 1991-94
 Mitton, Bill 1964-65
 Miyahira, Cole 2005-06
 Moala, John 1996-97
 Moberly, Scott 1990
 Moeaki, John 1994
 Moffat, Chad 1988, 91
 Mohetau, Ofa 2003
 Moleni, Stan 1998
 Molifua, Wally 1972-73
 Molini, Trevor 1984-86
 Monahan, John 1970-72
 Monson, Calvin 1953
 Monson, Harold 1968
 Moore, Larry 1995-96
 Moore, Robert 1932
 Morgan, Blake 2008-09, 13
 Morgan, Frank 1922
 Morgan, Mike 1979-82
 Morgan, Omarr 1996-97
 Morrell, Kyle 1981-84
 Morris, Michael 2005
 Morris, Rob 1993, 97-99
 Mortensen, Bennie 1950
 Mortensen, Eric 1988-91
 Mortensen, Todd 2001-03
 Morton, Kevon 1997-98
 Muehlmann, Chris 2007-08
 Muehlmann, Mike 2010-11
 Muirbrook, Shay 1993-96
 Mullenbrook, Grant 1941
 Mulleneaux, Lynn 1962-63
 Murdock, Blake 1973-76
 Murdock, Bob 1988
 Murdock, Steve 1931-32
 Murdock, Steve 1947
 Murphy, Lynn 1988
 Murray, Mark 1936
 Muse, Ivan 1953-54

NNN

Nacua, Kai 2013-pres.
 Naiwahine, Henry 1964-65
 Nance, Kent 1962, 64-65
 Nash, Andrew 1993, 97-98
 Nauahi, Phil 1987-88
 Nead, Spencer 2001-02
 Neal, Ray 1954-56
 Neal, John 1977, 79
 Neal, Mark 1987-89
 Neff, David 1981-84
 Nehring, Richard 2005
 Neilson, Scott 1977-79
 Nelson, Bill 1961-63
 Nelson, Grant 2007-09
 Nelson, Keanu 2014
 Nelson, Riley 2009-12
 Nelson, Ted 1969-70
 Nelson, Tyler 1996-99
 Newberry, Max 1965-67
 Newell, Bob 1979
 Nichols, Eddie 1969-70
 Nicoll, Kevin 1991-92
 Nielsen, Austin 2010
 Nielsen, Gifford 1975-77
 Nielsen, Mel 1950-52
 Nielsen, Wally 1950
 Nielson, Kip 2002-03
 Nielson, Mike 1999, 01
 Nilsen, Reed 1940-42, 46
 Nilsson, Jeff 1974-76, 79
 Nisonger, Hap 1931-33
 Niu, Philip 2003
 Nixon, David 2003, 06-08
 Norberg, Scott 1984-85
 Norton, Harold 1950
 Nowatzke, Tim 1991-94
 Nuckolls, Randy 1975
 Nua, Shaun 2002, 04
 Nuno, Carlos 1997-99
 Nyberg, Brent 1989-90

OOO

Oaks, Charlie 1933-35
 Oates, Barry 1980-82
 Oates, Bart 1980-82
 Oates, Brad 1973-75
 Oates, John 1985
 Oborn, Kent 1964-66
 O'Brien, Mike 1986-88
 Odle, Matt 1988-89
 Odle, Phil 1965-67
 Ofahengaue, Kelepi 1996
 Ofahengaue, Tevita 1997-00
 Ogden, John 1964-66
 Ogden, Steve 1964-66
 Ogletree, Brandon 2009-12
 Oldroyd, Herman 1948
 Oliverson, Glen 1942, 46-47
 Oliverson, Ray 1950-51
 Olomua, Bristol 1999
 Olsen, Ammon 2013
 Olsen, Hans 1997-00
 Olsen, James 1960
 Olsen, Orrin 1972, 74-75
 Olsen, Rex 1946-47
 Olson, Brent 1968
 Olson, Mel 1964, 66, 69
 Olson, Bob 1956-58
 O'Mary, Kevin 2013-14
 O'Neil, Mike 1980-82

Ongoongotau, Vaha	1994-95
Oramas, Sam	1983-84
Ord, Andrew	1999-02
Ord, Jon	1989-92
Ormsby, Mark	1985
Orr, Bob	1941
Orr, Budd	1988-89
Orr, Richard	1984
Osborne, Bruce	1947-48
Oswald, David	2006-08
Overstreet, Leroy	1960
Oyler, Phil	1953-54

PPP

Pace, Corey	1980-81
Pace, John	2007-09
Packard, Paul	1922-24
Page, Max	1970-71
Palmer, Dennis	1964-66
Paongo, Hala	2004-06
Parker, Robert	1984-86
Parks, Noah	1995
Partridge, Truman	1922
Patera, Dennis	1967
Paterson, John	1967-69
Patterson, Craig	1987-89
Patterson, Wes	1998
Patton, Lyle	1948
Paulson, Art	1949, 51
Paulson, John	1949-50
Paxman, Gary	1950-52
Pay, Garry	1990-92
Payne, Matt	2001-04
Payne, Mitch	2007-10
Paynter, Dean	1974
Pearson, Colby	2013-pres.
Pearson, Rich	1994
Peaua, Moa	2004
Peck, Remington	2009, 12-pres
Pehrson, George	1935
Pendleton, Jordan	2008-11
Pendleton, Kirk	1981-83
Pendleton, Lance	2002-03
Peterson, Ben	1995-96
Peterson, BJ	2009-10
Peterson, Charlie	1998-01
Peterson, Gary	1975-77
Petersen, Greg	1981-83
Peterson, Lawrence	1925, 28
Peterson, Matt	2010-11
Peterson, Paul	1999-01
Peterson, Scott	1985-88
Peterson, Steve	1965-67
Pettis, Scott	1980-82
Pettit, Marshall	1999
Phillips, Danny	2000-01
Phillips, Jim	1969-70
Phillips, Scott	1977-80
Pierce, Raynor	1956-57
Pikula, Manoa	2011-pres.
Pilgrim, Evan	1991-94
Pili, Ifo	1998, 01-03
Pili, JoJo	2009
Pistorius, Mike	1971-73
Pittman, G	2008
Pitman, Jonathan	1999-00
Pitta, Dennis	2004, 07-09
Pitts, Greg	1991-94
Pitts, Paul	1991

Plater, Dan	1978-81
Pochman, Ethan	1996
Pochman, Owen	1997-00
Pollard, Pearl	1929
Pollock, Jon	1993-94
Poodry, Bradley	1949-50
Popin, Bill	1976-77
Poppinga, Brady	2001-04
Poppinga, Dennis	1970-71
Poppinga, Kelly	2006-07
Porter, Dave	1989-90
Porter, Ned	1949
Poston, Ford	1999-2000
PoVey, Skye	2011, 13-14
Powers, Ralph	1954-55
Preator, Jordan	2014-pres
Presley, Leo	1965-67
Prested, Bob	1977, 79-80
Preston, Mike	1971-73
Price, Roger	1986
Price, Steve	1971-73
Prince, Clement	1930
Pringle, Tico	2006
Pritchard, Iona	2008, 11-pres
Probert, Leo	1929
Probert, Marion	1951-54
Putnam, Matt	2008-2011
Putnam, Norman	1957-59

QQQ

Quezada, Joshua	2010, 11
-----------------	----------

RRR

Raass, John	1994-95
Raass, Stan	1994-95
Ralph, Dick	1956
Ramage, Cory	1999-00
Ramage, John	1977, 80-81
Ransom, Villar	1942
Rasmussen, Korey	1984-86
Rawlinson, Doug	1985-86
Rawlinson, Randy	1983-84
Reading, Chris	1968-70
Reading, Lynn	1956
Reber, Scott	1977-79
Redd, Glenn	1979-80
Redden, Matt	1992-95
Reden, Stehly	2011-12
Reden, Garrett	2007-08
Reed, Dermell	1994-95
Reed, Larry	1946
Reed, Michael	2005-08
Reeve, Mark	1927-29
Reeve, Wayne	1939-40
Reid, Adney	2003
Reid, Andy	1979-80
Reid, Gabriel Po'u	1999-02
Reid, Spencer	1994-97
Reilly, Drew	2013
Regis, Larry	1956-57
Rex, Byron	1990-92
Reynolds, Dallas	2005-08
Reynolds, Houston	2010-11
Reynolds, Lance	1972-73, 76-77
Reynolds, Lance Jr.	2004-2005
Reynolds, Matt	2008-11
Rhea, Jeff	2002, 05-06
Rice, Bill	1974-76
Rice, Rodney	1987-88

Rice, Tom	1966
Rich, Andrew	2008-10
Richards, Golden	1970-71
Richards, Jimmy	1996-99
Richardson, Brock	2007-08
Richardson, Glen	1960-63
Richardson, Joe	1990
Richardson, Jordan	2009-11
Richardson, Vernon	1930-32
Richins, Grant	1942
Ridley, Skyler	2007, 10-13
Rigell, Mike	1998, 00-01
Ring, Bill	1977-78
Ringwood, Howard	1958-59
Ripee, Tom	1967-68
Riska, Gene	1939-41
Rivera, Keith	1971, 73-74
Roberts, Bobby	1965-67
Roberts, Charles	1936-38
Roberts, Jim	2001
Roberts, Kyle	1991-93
Roberts, Tim	1967-69
Robertson, Heshi	1998-99
Robins, Roy	1973
Robinson, Alan	1962-64
Robinson, Chad	1987-89
Robinson, John	1953-54
Robinson, Justin	2005-06
Robinson, Rob	2003
Robinson, Scott	1983-85
Robison, Burle	1930-32
Roderick, Aaron	1997-98
Rodoni, Brian	1985-87
Rodrique, Perry	1966-67
Rogers, Courtney	1986-88
Rogers, Steve	1980-81
Romero, Ed	1968
Romney, Golden	1925
Rossi, Pete	1984
Roundy, Elmo	1948-49, 52
Rowe, Owen	1926-28
Rowley, Graham	2010-11, 14-pres
Rozeshi, Ed	1971-72
Russell, Mike	1973-74
Russell, Tim	1965-66
Rykert, Dustin	1999-02

SSS

Salanoa, Thor	1985-87
Salazar, Rob	1982-83
Salido, Mike	1987-88, 90
Saluone, Pili	1970-71
Saluone, Terence	1992-93
Samples, Bruce	1960
Samples, Gary	1965



Mike Rigell • 1998, 2000-01



Sampson, Bryan	2014-pres
Sampson, Eddie	1994-96
Sampson, Joe	2011-12
Samson, Trevor	2014-pres
Sanders, Brian	2002-05
Sanders, Jack	1967
Sanders, Steve	1985-86
Sanford, Hunt	1932-34
Sanford, Terry	1967-68
Santiago, CJ	2007-08
Santiago, Lou	1963
Sarkisian, Steve	1995-96
Sartin, Ron	1958-59
Sartin, Wayne	1956-58
Satterfield, LaVon	1951-53
Saulsberry, Andre	2006-07
Saunooke, Rob	1988
Scales, Roger	1967-68
Scanlan, Joe	1966-67
Schaerrer, Cade	1993
Schaffer, Max	1942
Schmidt, Jason	1991
Schmidt, Tom	1976
Schmitt, Craig	1998-99
Schoepflin, Bill	1978-80
Schow, Doug	1964-66
Scukanec, Jason	1998-01
Segovia, Damian	1999
SeKona, Sosiaua	2005
Semanoff, Joe	2005-07
Serck, Ken	1968-70
Shaw, Gary	1973-75
Shea, Glenn	1964-65
Sheide, Gary	1973-74
Shell, Todd	1980-83
Sherman, Marc	1984-85
Shields, Lloyd	1930-32
Shiffler, Mike	1996-98
Shifrer, Max	1946
Shober, Ernest	1930
Shoemaker, Paul	1995-97
Shumway, Drew	1953
Shumway, Jay	1984-86
Shumway, Shane	1984-86
Sikahema, Kapi	1991
Sikahema, Vai	1980-85
Simmerman, Bob	1977
Simmons, Dean	1933-34
Simmons, Dennis	1993-96
Simmons, Don	1926
Simmons, Gerald	1934
Simmons, Henry	1926-27
Simmons, Ron	1991-93
Simpson, Ron	1992
Sinclair, Paul	1987
Sitake, Kalani	1994, 97, 00
Sitake, T.J.	1999-00, 04-05
Skiba, John	1998-99
Skidmore, Henry	1967-68
Skinner, Ryan	2000
Skousen, Basil	1927-29
Skousen, Clarence	1927-28
Skousen, Jim	1946
Skousen, Marvin	1929-31
Skousen, Murray	1939
Skousen, Owen	1951-52
Slater, Ryan	2001-03
Slavens, Johnny	1997
Slayton, Randy	1988-89
Slipp, Jeff	1967-69



Chris Smith • 1987-90

Small, Mark	1990
Smilowitz, Julian	1972-73, 75
Smit, Walter	1950-52
Smith, Bennie	1971-72
Smith, Brad	1982-84
Smith, Brian	2007
Smith, Bruce	1962-64
Smith, Chris	1987-90
Smith, Courtney	1996
Smith, Dave	1978-79
Smith, Horrace	1966-68
Smith, Kelly	1983-85
Smith, Ken	1984-85
Smith, Lloyd	1961-63
Smith, Mark	1988-90
Smith, Marlin	1958, 60
Smith, Matt	2006
Smith, Sid	1972-75
Smith, Tyson	1999-00
Snowden, Will	1997-00
Soelberg, Nate	2003-2005
Soffe, Ken	1936-38
Soffe, Wayne	1935-36
So'oto, Vic	2005, 07, 09-10
Sorensen, Daniel	2008, 11-13
Sorensen, Justin	2008, 11-13
Sorenson, Tom	2007-08
Sowards, Jesse	1997-99
Spencer, Brock	1990
Speredon, Jason	2007-08, 10
Sprouse, Al	1965
Sprowls, Jeff	1984-85
Squires, Monte	1966-68
Sralla, Scott	1991-93
St. Pierre, Ed	1978-80
Stacey, Andrew	2005-06
Staffieri, Markell	2004-07
Staley, Dustin	1995, 99-01
Staley, Lucas	1999-01
Stapley, Hal	1956
Stapley, Stan	1946-47
Startin, Wayne	1956-58
Stearns, Ned	1996-01
Steele, Greg	1994
Steele, Tom	2010
Stephens, Brandon	2001-03
Stephens, Robert	1988-90
Stephenson, Riley	2009-12
Sterling, Otis	1991-92
Stevens, Chris	1996-97
Stevenson, Derik	1995-98
Stewart, Christian	2014

Stewart, Ron	1963
Stinnett, Eddie	1982-83
Stoddard, Gary	1974
Stoddard, Troy	1993
Stolworthy, Reed	1949, 52-53
Stolworthy, Tom	1960
Stolworthy, Willard	1953-54
Stone, Devon	1961-63
Stone, Doug	1991-92
Stone, Thayne	1942, 46-48
Stout, Zac	2010, 14
Stratton, Steve	1971-73
Straw, Jason	1996
Stringham, Brock	2011-14
Stringham, Jack	1935-37
Stromberg, Doug	1977-79
Stroth, Vince	1980-82
Sullivan, Sean	2007
Sumko, Mike	2001-02
Summers, Hyrum	1996-98
Sundwall, Pete	1956
Sutorius, Paul	1967-69
Swanson, Dave	1968-69
Swenson, Marc	1976-78
Swenson, Reed	1923-25

TTT

Taele, Logan	2013-pres.
Tafuna, David	2004-06, 08
Tahi, Fahu	1999, 03-05
Tait, John	1996-98
Takitaki, Sione	2014-pres
Tanner, Kirk	1974
Tanner, Mike	2000-03
Tarleton, Vic	1992-93
Tautu, Sae	2013-pres.
Taylor, Clinton	1953-54
Taylor, Dan	1972-73
Taylor, Dan	1960-62
Taylor, Dave	1975-76
Taylor, Dunn	1923-24, 26
Taylor, Glen	1954, 56
Taylor, Golden	1934-35
Taylor, Isaac	2007-08
Taylor, Jim	1956
Tenifa, Lolo	2008
Tennyson, Bob	1962-63
Te'o, Shiloah	2008
Terranova, Mark	1973, 75-76
Terry, Dave	1971-73
Tervort, Daniel	2007
Tew, Kyle	2005
Thieman, Dick	1965-67
Thiel, Ted	1948
Thomas, Rodney	1984-87
Thomas, Steven	2008-10
Thompson, Brett	2009, 12-13
Thompson, Pat	1986-88
Thompson, Tod	1976-78
Thorn, Paul	1928-30
Thorne, Dick	1925-27
Thorson, Marco	2009-11
Tialavea, Russell	2005-09, 12
Tiatia, Sim	1988, 90
Tibbetts, Ted	1941
Tibbitts, Ryan	1979-80
Tidwell, Dave	1983, 85
Tidwell, Neils	1979, 81-82
Tidwell, Randy	1978-79
Tingey, Kent	1978-79

Titensor, Glen	1979-80
Tiumalu, Casey	1982-83
Tolbert, Max	1949-51
Tonga, Manase	2005-07, 09
Tonga, Matongi	2006
Tooke, Dick	1949, 51
Toolson, Tom	1973-74
Toone, Cliff	1929, 31
Towle, Kevin	1985
Tree, Marion	1947-48
Tree, Ron	1970-72
Tripp, Elton	2000
Tripple, Leo	1963
Tucker, Glen	1932-33
Tucker, Larry	1974, 76
Tuiloma, Travis	2011, 14-pres
Tuipulotu, Peter	1987, 89-91
Tuipulotu, Tom	1983, 85
Tujague, Garrett	1990-91
Turley, Stan	1940
Tushaus, Blair	2010-12

UUU

Uale, Travis	2008-11
Ulufale, Mike	1994-95
Unga, Harvey	2007-09
Unga, Victor	2008
'Unga, Uani	2012-13
Unger, Nick	1987
Unutoa, Morris	1989, 93-95
Uperesa, Keith	1974-77
Uselman, Mark	1974-75

VVV

Vacher, Clug	1929-30
Vaitai, Manaaki	2007,10-13
Vakalahi, Fono	2009
Vakapuna, Taufui	2003, 06-08
Valdez, Nati	1989-92
Valgardson, Don	1976
Valgardson, Kam	1997-00
Valgardson, Rich	1971
Van De Merwe, Jan	1976-77
VanDerWouden, John	1975-77
Van Leeuwen, Craig	1974
Van Leeuwen, Kent	1986
Van Noy, Kyle	2010-13
Van Sweden, Dan	2006-07, 09
Van Valkenburg, AJ	2010
Van Valkenburg, Dan	1976
Van Valkenburg, Pete	1970-72
VanWoerkom, Scott	1989-90
Varner, Ross	1976-78
Varner, Stan	1973-75
Varoz, Brett	1983
Veal, Simote	2010-12
Velasco, John	1953-54
Velasco, Ron	1976-78
Verbantz, Tom	1953-55
Verney, John	1934-35
Vest, Niles	1933
Vesterfelt, Jay	1962-63
Vincent, Hanale	2001-04
VonColln, J. C.	1986-87
Vorwaller, Wes	1960

WWW

Wade, Alton	1953
Wadsworth, Jeff	1983
Wadsworth, Michael	2013-pres.
Wagner, Aaron	2005-06
Wagner, Jadon	2008-11

Waldo, Vern	1934-36
Walsh, John	1991, 93-94
Wakley, Ron	1967-69
Walkenhorst, Paul	2000-02, 05
Walker, Jason	1995-98
Walker, Kevin	1980-82
Walker, Mark	1979-81
Walter, John	1970
Wangsgard, Keith	1930-31
Wanosik, Bill	1963-65
Warcup, Rob	1998-99
Ward, Anthony	2000-01
Ward, Roy	1976
Wardell, Doug	1962-64
Warner, Chris	2006
Warner, Fred	2014-pres
Warner, Max	1932
Warner, Meldon	1935, 37
Waters, Merrill	1936, 38
Watford, Dennis	1968-70
Watkins, Chris	1999-00
Watkins, Todd	2004-05
Watterson, Eric	2004
Watts, Stan	1936
Webb, Dennis	1978, 81
Weber, Riley	2004-05
Webster, Gary	1985
Weed, Mark	1942
Weenig, Jay	1955-56
Weenig, John	1937, 39
Weenig, Val	1961-62
Weight, Gary	1974-75
Weinkauf, Mike	1967-69
Wells, Grant	1971-73
Wells, Von	1970-72
Wesley, De'Ondre	2013-pres.
West, Henry	1952-54
Westbrook, Michael	1998-99
Westover, Udel	1951-52
Whalen, Marcus	2000, 02-03
Wheat, Warren	1986-88
Wheeler, Melvin	1934-36
White, Brian	1986-88
White, Greg	1996
White, Leon	1982-85
White, Reed	2007-08
White, Spencer	2003-05
Whitehead, Clark	1953
Whiting, Teag	2000-01
Whitney, Fred	1942
Whitsett, Vic	1979
Whittingham, Cary	1981, 83-85
Whittingham, Fred	1986-89
Whittingham, Kyle	1978-81
Wilcox, Brad	2013-present
Wilcox, Jeff	1984-86
Wilgar, Dana	1973-76
Wilkerson, Rod	2001-04
Wilkes, Doug	1978-79
Wilkinson, Bob	1923
Wilkinson, Glen	1931
Willardson, Troy	1994
Willett, Ralph	1950
Williams, Doug	1978-79
Williams, Duaine	1992-93
Williams, Jack	1997
Williams, Jamaal	2012-pres.
Willing, RJ	2004, 07-09
Willis, Jamal	1991-94
Wilson, Derrus	2000-01
Wilson, Grant	1964-66
Wilson, Jessie	1934

Wilson, John	1962-63
Wilson, Kyle	2002-03
Wilson, Marc	1977-79
Wilson, Pete	1931-33
Wilson, Richard	2010-13
Wilson, Rick	1988
Wilson, Rob	1978-80
Wilson, Ron	1970-71
Wing, George	1939-41
Wingard, Casey	1977-78
Winward, Troy	1998
Witney, Frank	1946
Woffley, Rick	2007-08
Wong, Joe	1997-98
Wong, Louis	1982-84
Wood, Dick	1961, 63-64
Wood, Don	1948, 52-53
Wood, John	1956
Wood, Rod	1976-78
Woodward, Jack	1934-35
Worthington, Vernal	1925-27
Wright, Bill	1960-62
Wright, Bill	2000-03
Wright, Dave	1983-85
Wright, Frank	1934-35

XXX

Xanthos, Vincent	2001-03
------------------	---------

YYY

Yancey, Daren	1995-98
Yarro, Justin	1992-93
Yarro, Ralph	1960-61
Yeck, Michael	2012-14
Young, Eddie	1958
Young, Ike	1922-23
Young, Jonathan	1982-83
Young, LeGrand	1957-59
Young, Mike	1987
Young, Scott	2002-04
Young, Steve	1981-83
Young, Tom	1992-94
Younger, Stan	1977-78

ZZZ

Zayas, Rich	1986-87
Zeller, Mike	1967-68
Ziolkowski, Jake	2014-pres
Zitting, Ron	1956
Zogg, Murray	1995-96
Zundel, Matt	1989-91
Zwahlen, Lynn	1972-73, 76-77



Steve Young • 1981-1983



BYU RECORDS - INDIVIDUAL

INDIVIDUAL TOTAL OFFENSE

MOST TOTAL OFFENSE		
INDIVIDUAL CAREER	14,655	Ty Detmer (1988-91)
INDIVIDUAL SEASON	5,022	Ty Detmer (1990)
INDIVIDUAL GAME	603	Ty Detmer (at SDSU, 11/16/91)

Individual Career TOTAL OFFENSE

1. 14,655 Ty Detmer (1988-91)
2. 11,569 Max Hall (2007-09)
3. 11,059 John Beck (2003-06)
4. 9,723 Jim McMahon (1977-78, 80-81)
5. 8,817 Steve Young (1980-83)

Top active player:

11. 6,478 Taysom Hill

Individual Season TOTAL OFFENSE

1. 5,022 Ty Detmer (1990)
2. 4,627 Jim McMahon (1980)
3. 4,433 Ty Detmer (1989)
4. 4,346 Steve Young (1983)
5. 4,282 Taysom Hill (2013)

Individual Single Game PASSING YARDS

1. 603 Ty Detmer (at San Diego St., 11/16/91)
2. 599 Virgil Carter (vs. UTEP, 11/5/66)
3. 597 John Walsh (at USU, 10/30/93)
4. 594 Ty Detmer (vs. Penn State, 12/29/89)
5. 582 Marc Wilson (vs. Utah, 11/5/77)



Individual Season PASSING YARDS

1. 5,188 Ty Detmer (1990)
2. 4,571 Jim McMahon (1980)
3. 4,560 Ty Detmer (1989)
4. 4,273 Robbie Bosco (1985)
5. 4,031 Ty Detmer (1991)

Individual Single Game PASSING YARDS

1. 619 John Walsh (at USU, 10/30/93)
2. 599 Ty Detmer (at SDSU, 11/16/91)
3. 585 Robbie Bosco (at New Mexico, 10/19/85)
4. 576 Ty Detmer (vs. Penn State, 12/29/89)
5. 571 Marc Wilson (vs. Utah, 11/5/77)

MOST TOTAL PLAYS		
INDIVIDUAL CAREER	1,795	Ty Detmer (1988-91)
INDIVIDUAL SEASON	684	Taysom Hill (2013)
INDIVIDUAL GAME	78	Taysom Hill (at Houston, 10/19/13)

Top active player:

- 1,029 Taysom Hill

INDIVIDUAL PASSING

MOST PASSING YARDS		
INDIVIDUAL CAREER	15,031	Ty Detmer (1988-91)
INDIVIDUAL SEASON	5,188	Ty Detmer (1990)
INDIVIDUAL GAME	619	John Walsh (at USU, 10/30/93)

Individual Career PASSING YARDS

1. 15,031 Ty Detmer (1988-91)
2. 11,365 Max Hall (2007-09)
3. 11,021 John Beck (2003-06)
4. 9,536 Jim McMahon (1977-78, 80-81)
5. 8,400 Robbie Bosco (1983-85)

Top active player:

16. 4,338 Taysom Hill

MOST PASSING ATTEMPTS		
INDIVIDUAL CAREER	1,530	Ty Detmer (1988-91)
INDIVIDUAL SEASON	562	Ty Detmer (1990)
INDIVIDUAL GAME	67	John Beck (vs. UNLV, 10/8/84)

Individual Career Passing ATTEMPTS

1. 1,530 Ty Detmer (1988-91)
2. 1,418 John Beck (2003-06)
3. 1,382 Max Hall (2007-09)
4. 1,060 Jim McMahon (1977-78, 80-81)
5. 1,004 Kevin Feterik (1996-99)

Top active player:

12. 641 Taysom Hill



Individual Season Passing Attempts

1. 562 Ty Detmer (1990)
2. 513 John Beck (2005)
3. 511 Robbie Bosco (1985)
4. 496 Max Hall (2007)
5. 477 Max Hall (2008)

Individual Single Game Passing Attempts

1. 67 John Beck (vs. UNLV, 10/8/04)
2. 65 Jim McMahon (vs. Colorado St., 11/7/81)
3. 63 Christian Stewart (vs Nevada, 10/18/14)
4. 61 Sean Covey (vs. Virginia, 12/22/1987)
4. 61 Robbie Bosco (vs. New Mexico, 10/19/85)

MOST PASSING COMPLETIONS

INDIVIDUAL CAREER	958	Ty Detmer (1988-91)
INDIVIDUAL SEASON	361	Ty Detmer (1990)
INDIVIDUAL GAME	44	Jim McMahon (vs. CSU, 1981)

Individual Career Passing Completions

1. 958 Ty Detmer (1988-91)
2. 903 Max Hall (2007-09)
3. 885 John Beck (2003-06)
4. 653 Jim McMahon (1977-78, 80-81)
5. 638 Robbie Bosco (1983-85)

Top active player:

12. 366 *Taysom Hill*

Individual Season Passing Completions

1. 361 Ty Detmer (1990)
2. 338 Robbie Bosco (1985)
3. 331 John Beck (2005)
4. 330 Max Hall (2007)
5. 306 Steve Young (1983)

Individual Single Game Passing Completions

1. 44 Jim McMahon (vs. Colorado St., 11/7/81)
2. 42 Ty Detmer (vs. Penn State, 12/29/89)
2. 42 Robbie Bosco (vs. New Mexico, 10/19/85)
4. 41 John Beck (vs. Boston College, 9/3/05)
5. 40 Jim McMahon (vs. North Texas, 11/8/80)

MOST PASSING TOUCHDOWNS

INDIVIDUAL CAREER	121	Ty Detmer (1988-91)
INDIVIDUAL SEASON	47	Jim McMahon (1980)
INDIVIDUAL GAME	7	Three players

Individual Career Passing TOUCHDOWNS

1. 121 Ty Detmer (1988-91)
2. 94 Max Hall (2007-09)
3. 84 Jim McMahon (1977-78, 80-81)
4. 79 John Beck (2003-06)
5. 66 John Walsh (1991-94)
- 66 Robbie Bosco (1983-85)

Top active player:

16. 30 *Taysom Hill*

Individual Season Passing TOUCHDOWNS

1. 47 Jim McMahon (1980)
2. 41 Ty Detmer (1990)
3. 35 Max Hall (2008)
- 35 Ty Detmer (1991)
5. 33 Five tied with 33 (last player: Max Hall (2009))

Individual Single Game Passing TOUCHDOWNS

1. 7 Max Hall (vs. UCLA, 9/13/08)
- 7 Jim McMahon (vs. Colorado St., 11/7/81)
- 7 Marc Wilson (vs. Colorado St., 10/15/77)
4. 6 Nine tied with six (last player: James Lark, at New Mexico St., 11/24/12)

HIGHEST COMPLETION PERCENTAGE

INDIVIDUAL CAREER	66.9	Steve Sarkisian (1995-96)
INDIVIDUAL SEASON	71.3	Steve Young (1983)
INDIVIDUAL GAME	91.2	Steve Sarkisian (vs. Fresno St., 1995)

Individual Career Passing COMPLETION PERCENTAGE (Min. 600 att)

1. 66.9 Steve Sarkisian (1995-96)
2. 65.3 Max Hall (2007-09)
3. 65.3 Steve Young (1980-83)
4. 64.0 Robbie Bosco (1983-85)
5. 62.6 Ty Detmer (1988-91)

Top active player:

12. 57.1 *Taysom Hill*

Individual Season Passing COMPLETION PERCENTAGE (Min. 300 att)

1. 71.3 Steve Young (1983)
2. 69.3 John Beck (2006)
3. 69.2 Max Hall (2008)
4. 68.8 Steve Sarkisian (1996)
5. 67.2 Max Hall (2009)

Individual Single Game Passing COMPLETION PERCENTAGE (Min. 20 att)

1. 91.2 (31-34) Steve Sarkisian (vs. Fresno St., 11/25/95)
2. 90.9 (20-22) Max Hall (vs. Wyoming, 11/7/09)
3. 88.0 (22-25) Steve Young (vs. Utah, 11/19/83)
4. 83.3 (25-30) Max Hall (vs. SDSU, 11/8/08)
5. 82.6 (19-23) Gifford Nielsen (vs. New Mexico, 10/8/77)

**HIGHEST PASS EFFICIENCY RATING**

INDIVIDUAL CAREER	162.74	Ty Detmer (1988-91)
INDIVIDUAL SEASON	176.87	Jim McMahon (1980)
INDIVIDUAL GAME	278.51	Ty Detmer (vs. Utah, 11/18/89)

Individual Career PASS EFFICIENCY RATING (Min. 600 att)

1. 162.74 Ty Detmer (1988-91)
2. 161.96 Steve Sarkisian (1995-96)
3. 156.91 Jim McMahon (1977-78, 80-81)
4. 151.08 Max Hall (2007-09)
5. 149.82 Steve Young (1980-83)

Top active player:

12. 123.46 *Taysom Hill*

Individual Season PASS EFFICIENCY RATING (Min. 300 att)

1. 176.87 Jim McMahon (1980)
2. 175.64 Ty Detmer (1989)
3. 173.56 Steve Sarkisian (1996)
4. 169.05 John Beck (2006)
5. 168.51 Ty Detmer (1991)

**Individual Single Game PASS EFFICIENCY RATING** (Min. 20 att)

1. 278.51 Ty Detmer (vs. Utah, 11/18/89)
2. 270.04 Max Hall (vs. Wyoming, 11/7/09)
3. 257.25 Steve Sarkisian (vs. Utah 11/19/83)
4. 255.95 Marc Wilson (vs. Colorado St., 10/15/77)
5. 254.05 Gifford Nielsen (vs. New Mexico, 9/30/77)

MOST INTERCEPTIONS THROWN

INDIVIDUAL CAREER	65	Ty Detmer (1988-91)
INDIVIDUAL SEASON	28	Ty Detmer (1990)
INDIVIDUAL GAME	7	Jim Eccles (vs. Utah, 10/9/48)

Individual Career INTERCEPTIONS THROWN

1. 65 Ty Detmer (1988-91)
2. 46 Marc Wilson (1977-79)
3. 43 Virgil Carter (1964-66)
4. 40 Max Hall (2007-09)
5. 36 Robbie Bosco (1983-85)

Top active player:

12. 19 Taysom Hill

Individual Season INTERCEPTIONS THROWN

1. 28 Ty Detmer (1990)
2. 24 Robbie Bosco (1985)
3. 19 Gifford Nielsen (1976)
3. 19 Gary Sheide (1974)
5. 18 Three players with 18

BEST INTERCEPTION AVOIDANCE PCT.

INDIVIDUAL CAREER	3.2%	Jim McMahon (1977-81)
INDIVIDUAL SEASON	1.7%	Jim McMahon (1981)

**MOST TIMES SACKED**

INDIVIDUAL CAREER	108	Ty Detmer (1988-91)
INDIVIDUAL SEASON	43	John Walsh (1993)
INDIVIDUAL GAME	10	Ty Detmer (vs. Hawaii, 9/28/89) John Walsh (vs. UCLA, 9/9/93)

Top active player:

- 57 Taysom Hill

MOST 500-YARD PASSING GAMES

INDIVIDUAL CAREER	5	Ty Detmer (1988-91)
INDIVIDUAL SEASON	2	Ty Detmer, Jim McMahon, Robbie Bosco

Individual Career GAMES W/ AT LEAST 500 YARDS PASSING

1. 5 Ty Detmer (1988-91)
2. 2 Robbie Bosco (1983-85)

- 2 Jim McMahon (1977-78, 80-81)
 4. 1 Six players tied with 1
- Individual Season GAMES W/ AT LEAST 500 YARDS PASSING**
1. 2 Ty Detmer (1990)
 - 2 Ty Detmer (1989)
 - 2 Robbie Bosco (1985)
 - 2 Jim McMahon (1981)
 5. 1 Six players tied with 1

MOST 400-YARD PASSING GAMES

INDIVIDUAL CAREER	14	Ty Detmer (1988-91)
INDIVIDUAL SEASON	8	Ty Detmer

Individual Career GAMES W/ AT LEAST 400 YARDS PASSING

1. 14 Ty Detmer (1988-91)
2. 9 Jim McMahon (1977-78, 80-81)
3. 5 John Walsh (1991-94)
4. 4 Robbie Bosco (1983-85)
5. 3 Four players tied with 3

Top Active Player

- 1 Taysom Hill

Individual Season GAMES W/ AT LEAST 400 YARDS PASSING

1. 8 Ty Detmer (1990)
2. 6 Jim McMahon (1980)
3. 5 Ty Detmer (1989)
4. 4 John Walsh (1993)
5. 3 Robbie Bosco (1985)
3 Jim McMahon (1981)

MOST 300-YARD PASSING GAMES

INDIVIDUAL CAREER	36	Ty Detmer (1988-91)
INDIVIDUAL SEASON	13	Ty Detmer (1989)

Individual Career GAMES W/ AT LEAST 300 YARDS PASSING

1. 36 Ty Detmer (1988-91)
2. 20 Max Hall (2007-09)
3. 19 John Walsh (1991-94)
- 19 Jim McMahon (1977-78, 80-81)
5. 17 John Beck (2003-06)

Top Active Player:

- 3 Taysom Hill

Individual Season GAMES W/ AT LEAST 300 YARDS PASSING

1. 13 Ty Detmer (1989)
2. 12 Ty Detmer (1990)
- 12 Jim McMahon (1980)
4. 10 Ty Detmer (1991)
- 10 Marc Wilson (1979)

LONGEST PASS PLAY

97 YARDS	Ty Detmer to Eric Drage vs. Utah (11/23/91)
----------	---

QB/WR TOUCHDOWN COMBOS**MOST QB/WR TOUCHDOWN COMBOS**

CAREER	22	Max Hall/Austin Collie
--------	----	------------------------

TOP QB/WR TOUCHDOWN COMBOS

1. 22 Max Hall/Austin Collie
2. 19 Max Hall/Dennis Pitta
3. 18 Jim McMahon/Clay Brown
4. 17 Robbie Bosco/Mark Bellini
5. 16 John Beck/Jonny Harline

Top active combo:

- 7 Taysom Hill/Mitch Mathews



INDIVIDUAL RECEIVING

MOST RECEIVING YARDS

INDIVIDUAL CAREER	3,612	Cody Hoffman (2010-13)
INDIVIDUAL SEASON	1,538	Austin Collie (2008)
INDIVIDUAL GAME	263	Jay Miller (vs. New Mex., 11/3/73)

Individual Career RECEIVING YARDS

1. 3,612 Cody Hoffman (2010-13)
2. 3,255 Austin Collie (2004, 07-08)
3. 3,065 Eric Drage (1990-93)
4. 2,901 Dennis Pitta (2004, 07-09)
5. 2,841 Margin Hooks (1997-2000)

Top active player:

34. 1,342 *Mitch Mathews*

Individual Season RECEIVING YARDS

1. 1,538 Austin Collie (2008)
2. 1,248 Cody Hoffman (2012)
3. 1,241 Andy Boyce (1990)
4. 1,211 Reno Mahe (2001)
5. 1,181 Jay Miller (1973)

Individual Single Game RECEIVING YARDS

1. 263 Jay Miller (vs. New Mexico, 11/3/73)
2. 259 Gordon Hudson (vs. Utah, 11/21/81)
3. 242 Phil Odle (vs. UTEP, 11/5/66)
4. 241 Glen Kozlowski (vs. Boston College, 8/9/85)
5. 235 Andy Boyce (vs. New Mexico, 10/27/90)

MOST RECEPTIONS

INDIVIDUAL CAREER	260	Cody Hoffman (2010-13)
INDIVIDUAL SEASON	106	Austin Collie (2008)
INDIVIDUAL GAME	22	Jay Miller (vs. New Mex., 11/3/73)

Individual Career RECEPTIONS

1. 260 Cody Hoffman (2010-13)
2. 221 Dennis Pitta (2004, 07-09)
3. 215 Austin Collie (2004, 07-08)
4. 204 Matt Bellini (1987-90)
5. 189 Margin Hooks (1997-2000)

Top active player:

35. 97 *Mitch Mathews*

Individual Season RECEPTIONS

1. 106 Austin Collie (2008)
2. 100 Cody Hoffman (2012)
- 100 Jay Miller (1973)
- 91 Reno Mahe (2001)
- 83 Dennis Pitta (2008)

Individual Single Game RECEPTIONS

1. 22 Jay Miller (vs. New Mexico, 11/3/73)
2. 16 Mitch Mathews (vs. Nevada, 10/18/14)
3. 14 Reno Mahe (vs. Hawaii, 12/8/01)
- 14 Phil Odle (vs. UTEP, 11/5/66)
5. 13 Three tied with 13

MOST RECEIVING TOUCHDOWNS

INDIVIDUAL CAREER	33	Cody Hoffman (2010-13)
INDIVIDUAL SEASON	15	Austin Collie (2008) Clay Brown (1980)
INDIVIDUAL GAME	5	Cody Hoffman (vs. New Mex. St., 11/24/12)

Individual Career RECEIVING TOUCHDOWNS

1. 33 Cody Hoffman (2010-13)
2. 30 Austin Collie (2004, 07-08)
3. 29 Eric Drage (1990-93)
4. 25 Phil Odle (1965-67)
5. 23 Mark Bellini (1982-86)
- 23 Glen Kozlowski (1981, 83-85)

Top active player:

22. 13 *Mitch Mathews*

Individual Season RECEIVING TOUCHDOWNS

1. 15 Austin Collie (2008)
- 15 Clay Brown (1980)
3. 14 Mark Bellini (1985)
4. 13 Andy Boyce (1990)
5. 12 Jonny Harline (2006)
- 12 Eric Drage (1992)

Individual Single Game RECEIVING TOUCHDOWNS

1. 5 Cody Hoffman (vs. New Mexico St., 11/24/12)
2. 4 Luke Ashworth (vs. Colorado St., 11/13/10)
- 4 Kirk Pendleton (vs. New Mexico, 10/15/83)
- 4 John VanderWouden vs. Colorado St., 9/18/76)
5. 3 Thirteen players tied with 3

MOST 100-YARD RECEIVING GAMES

INDIVIDUAL CAREER	18	Cody Hoffman (2010-13)
INDIVIDUAL SEASON	11	Austin Collie (2008)

Individual Career 100-YARD RECEIVING GAMES

1. 18 Cody Hoffman (2010-13)
2. 17 Austin Collie (2004, 07-08)
3. 12 Eric Drage (1990-93)
4. 11 Chris Smith (1988-90)
5. 10 Three players tied with 10

Top active player:

14. 5 *Mitch Mathews*

Individual Season 100-YARD RECEIVING GAMES

1. 11 Austin Collie (2008)
2. 8 Cody Hoffman (2012)
3. 7 Margin Hooks (1999)
4. 6 Three players tied with 6



INDIVIDUAL RUSHING

MOST RUSHING YARDS		
INDIVIDUAL CAREER	3,455	Harvey Unga (2006-09)
INDIVIDUAL SEASON	1,582	Luke Staley (2001)
INDIVIDUAL GAME	272	Eldon Fortie (vs. GW, 9/29/62)

Individual Career RUSHING YARDS

1. 3,455 Harvey Unga (2006-09)
2. 3,221 Curtis Brown (2002, 04-06)
3. 2,970 Jamal Willis (1991-94)
4. 2,710 Lakei Heimuli (1983-86)
5. 2,663 Jeff Blanc (1973-75)

Top active player:

6. 2,526 Jamaal Williams

Individual Season RUSHING YARDS

1. 1,582 Luke Staley (2001)
2. 1,386 Pete Van Valkenburg (1972)
3. 1,344 Taysom Hill (2013)
4. 1,307 Ronney Jenkins (1998)
5. 1,233 Jamaal Williams (2013)

Individual Single Game RUSHING YARDS

1. 272 Eldon Fortie (vs. George Wash. 9/29/62)
2. 259 Taysom Hill (vs. Texas, 9/7/13)
3. 250 Ronney Jenkins (vs. San Jose State 10/24/98)
4. 247 Pete Van Valkenburg (vs. Long Beach St., 10/7/72)
5. 219 Jamaal Williams (vs. Nevada (11/30/13)
- 219 Curtis Brown (vs. Air Force, 10/29/05)

MOST RUSHING ATTEMPTS		
INDIVIDUAL CAREER	696	Harvey Unga (2006-09)
INDIVIDUAL SEASON	252	Ronney Jenkins (1998)
INDIVIDUAL GAME	37	Pete Van Valkenburg (vs. Utah, 11/18/72)

Individual Career RUSHING ATTEMPTS

1. 696 Harvey Unga (2006-09)
2. 641 Curtis Brown (2002, 04-06)
3. 625 Jeff Blanc (1973-75)
4. 605 Lakei Heimuli (1983-86)
5. 584 Jamal Willis (1991-94)

Top active player:

7. 492 Jamaal Williams

Individual Season RUSHING ATTEMPTS

1. 252 Ronney Jenkins (1998)
2. 246 Taysom Hill (2013)
3. 244 Harvey Unga (2007)
4. 240 Harvey Unga (2008)
5. 232 Pete Van Valkenburg (1972)

Individual Single Game RUSHING ATTEMPTS

1. 37 Pete Van Valkenburg (vs. Utah 11/18/72)
2. 36 Jeff Blanc (vs. Wyoming, 10/9/76)
- 36 Pete Van Valkenburg (vs. Utah State, 10/24/70)
4. 35 Pete Van Valkenburg (vs. New Mexico, 11/25/72)
5. 34 Three tied with 34

MOST RUSHING TOUCHDOWNS		
INDIVIDUAL CAREER	41	Luke Staley (1999-2001)
INDIVIDUAL SEASON	24	Luke Staley ()
INDIVIDUAL GAME	5	Luke Staley (vs. CSU, 11/1/01) Eric Lane (vs. USU, 10/13/79)

Individual Career RUSHING TOUCHDOWNS

1. 41 Luke Staley (1999-01)
2. 36 Harvey Unga (2006-09)
3. 35 Jamal Willis (1991-94)
4. 31 Curtis Brown (2002, 04-06)
5. 30 Lakei Heimuli (1983-86)

Top active player:

9. 23 Jamaal Williams

Individual Season RUSHING TOUCHDOWNS

1. 24 Luke Staley (2001)
2. 14 Curtis Brown (2005)
- 14 Lakei Heimuli (1985)
- 14 Waymon Hamilton (1981)
5. 13 Harvey Unga (2007)
- 13 Ronney Jenkins (1972)

Individual Single Game RUSHING TOUCHDOWNS

1. 5 Luke Staley (vs. Colorado St., 11/1/01)
- 5 Eric Lane (vs. Utah State, 10/13/79)
3. 4 Ronney Jenkins (vs/ San Jose St., 10/24/98)
- 4 John Ogden (vs. Western Mich., 11/14/64)
- 4 Dick Felt (vs. San Jose St., 11/8/52)

MOST 100-YARD RUSHING GAMES		
INDIVIDUAL CAREER	15	Harvey Unga (2006-09)
INDIVIDUAL SEASON	9	Luke Staley (2001)

Individual Career 100-YARD RUSHING GAMES

1. 15 Harvey Unga (2006-09)
- 15 Curtis Brown (2002, 04-06)
3. 10 Luke Staley (1999-01)
- 10 Jamal Willis (1991-94)
- 10 John Ogden (1964-66)

Top active player:

- T6. 9 Jamaal Williams

Individual Season 100-YARD RUSHING GAMES

1. 9 Luke Staley (2001)
2. 7 Harvey Unga (2007)
3. 6 Four players tied with 6

MOST YARDS PER CARRY		
INDIVIDUAL CAREER	5.9	Luke Staley (1999-01)
INDIVIDUAL SEASON	8.0	Luke Staley (2003)

Individual Career YARDS PER CARRY (Min. 250 att)

1. 5.9 Luke Staley (1999-2001)
2. 5.5 *Taysom Hill**
- 5.5 Peter Tuipulotu (1987-91)
4. 5.4 Ronney Jenkins (1996, 98)
5. 5.2 Kalin Hall (1992-93)

Top active player*Individual Season YARDS PER CARRY** (Min. 100 att)

1. 8.0 Luke Staley (2001)
2. 6.9 Weldon Jackson (1985)
3. 6.3 Casey Tiumalu (1983)
4. 6.0 Casey Tiumalu (1982)
5. 6.0 Pete Van Valkenburg (1972)

LONGEST RUN FROM SCRIMMAGE	
95	Reynaldo Brathwaite vs. SDSU (10/4/03)

LONGEST SCORING RUN	
95	Reynaldo Brathwaite vs. SDSU (10/4/03)

MOST CONSECUTIVE 1,000 YARD RUSHING SEASONS	
3	Harvey Unga (2006-09)



SCORING

MOST POINTS SCORED		
INDIVIDUAL CAREER	334 290 (non-kicker)	Mitch Payne (2007-10) Luke Staley (1999-01)
INDIVIDUAL SEASON	170	Luke Staley (2001)
INDIVIDUAL GAME	30	Five players

Individual Career POINTS SCORED

1. 334 Mitch Payne (2007-10)
2. 333 Owen Pochman (1997-2000)
3. 312 Matt Payne (2001-04)
4. 290 Luke Staley (1999-01)
5. 272 Harvey Unga (2006-09)

Top active player:

19. 144 *Jamaal Williams*

Individual Season POINTS SCORED

1. 170 Luke Staley (2001)
2. 123 Ethan Pochman (1996)
3. 109 Matt Payne (2001)
4. 108 Justin Sorensen (2013)
5. 102 Harvey Unga (2007)

Individual Single Game POINTS SCORED

1. 30 Cody Hoffman (at New Mexico St., 11/24/12)
- 30 Luke Staley (vs. Colorado St., 11/1/01)
- 30 Luke Staley (vs. Utah St., 10/5/01)
- 30 Ronney Jenkins (vs. San Jose St., 10/24/98)
- 30 Eric Lane (at Utah St., 10/13/79)

MOST TOTAL TOUCHDOWNS		
INDIVIDUAL CAREER	48	Luke Staley (1999-2001)
INDIVIDUAL SEASON	28	Luke Staley (2001)
INDIVIDUAL GAME	5	Five players

Individual Career TOTAL TOUCHDOWNS

1. 48 Luke Staley (41 run, 7 rec) (1999-2001)
2. 45 Harvey Unga (36 run, 9 rec) (2006-09)
3. 40 Jamal Willis (35 run, 5 rec) (1991-94)
4. 36 Curtis Brown (31 run, 5 rec) (2002, 04-06)
5. 34 Cody Hoffman (33 rec, 1 KR) (2010-13)

Top active player:

15. 24 *Jamaal Williams (23 rush, 1 rec)*

Individual Season TOTAL TOUCHDOWNS

1. 28 Luke Staley (24 run, 4 rec, 2001)
2. 17 Harvey Unga (13 run 4 rec, 2007)
3. 16 Curtis Brown (14 run, 2 rec, 2005)
- 16 Waymon Hamilton (14 run, 2 rec, 1981)
5. 15 Five players tied with 5

Individual Single Game TOTAL TOUCHDOWNS

1. 5 Cody Hoffman (at New Mexico St., 11/24/12)
- 5 Luke Staley (vs. Colorado St., 11/1/01)
- 5 Luke Staley (vs. Utah St., 10/5/01)
- 5 Ronney Jenkins (vs. San Jose St., 10/24/98)
- 5 Eric Lane (at Utah St., 10/13/79)

MOST TOUCHDOWNS RESPONSIBLE FOR		
INDIVIDUAL CAREER	135	Ty Detmer (1988-91)
INDIVIDUAL SEASON	53	Jim McMahon (1980)
INDIVIDUAL GAME	8	Jim McMahon (vs. Utah St. 10/18/80) Marc Wilson (vs. CSU, 10/15/77)

Top active player:

- 52 *Taysom Hill*

MOST POINTS KICKING		
INDIVIDUAL CAREER	334	Mitch Payne (2007-10)
INDIVIDUAL SEASON	123	Ethan Pochman (1996)
INDIVIDUAL GAME	17	Owen Pochman (vs. UNLV, 10/23/99)

Top active player:

- 14 *Trevor Samson*



SPECIAL TEAMS

MOST FIELD GOALS MADE

INDIVIDUAL CAREER	66	Owen Pochman (1997-00)
INDIVIDUAL SEASON	21	Justin Sorensen (2013)
INDIVIDUAL GAME	5	Owen Pochman (vs. UNLV, 10/23/99)

Individual Career FIELD GOALS MADE

1. 66 Owen Pochman (1997-00)
2. 54 Matt Payne (2001-04)
3. 47 Mitch Payne (2007-10)
4. 43 Justin Sorensen (2008-11-13)
5. 34 Leonard Chitty (1986-87)

Top active player:

16. 12 Trevor Samson

Individual Season FIELD GOALS MADE

1. 21 Justin Sorensen (2013)
2. 20 Owen Pochman (1998)
- 20 Ethan Pochman (1996)
4. 19 Owen Pochman (2000)
5. 18 Owen Pochman (1999)

Individual Single Game FIELD GOALS MADE

1. 5 Owen Pochman (vs. UNLV, 10/23/99)
2. 4 Six players tied with 4

MOST FIELD GOALS ATTEMPTED

INDIVIDUAL CAREER	91	Owen Pochman (1997-00)
INDIVIDUAL SEASON	29	Dave Taylor (1976)
INDIVIDUAL GAME	6	Joe Liljenquest (vs. CSU, 9/20/69)

Top active player:

- 14 Trevor Samson

BEST FIELD GOAL PERCENTAGE (min. 2 seasons)

INDIVIDUAL CAREER	75.7%	Jared McLaughlin (2005-06)
INDIVIDUAL SEASON	85.7%	Trevor Samson (2014)
INDIVIDUAL GAME	100%	Owen Pochman (5 of 5 vs. UNLV, 10/23/99)

MOST PAT's MADE

INDIVIDUAL CAREER	193	Mitch Payne (2007-10)
INDIVIDUAL SEASON	73	Matt Payne (2001)
INDIVIDUAL GAME	10	Matt Payne (vs. Tulane, 8/25/01) Jason Chaffetz (vs. Utah, 11/18/89)

Individual Career PAT's MADE

1. 193 Mitch Payne
2. 162 Kurt Gunther
3. 150 Matt Payne
4. 135 Owen Pochman
5. 122 Justin Sorensen

Top active player:

15. 62 Trevor Samson

Individual Season PAT's MADE

1. 73 Matt Payne (2001)
2. 64 Kurt Gunther (1980)
3. 63 Ethan Pochman (1996)
4. 62 Trevor Samson (2014)
5. 59 Mitch Payne (2009)

Individual Single Game PAT's MADE

1. 10 Matt Payne (vs. Tulane, 8/25/01)
- 10 Jason Chaffetz (vs. Utah, 11/18/89)
- 9 Six players with 9



MOST PAT's ATTEMPTED

INDIVIDUAL CAREER	201	Mitch Payne (2007-10)
INDIVIDUAL SEASON	76	Matt Payne (2001)
INDIVIDUAL GAME	10	Three players

Top active player:

- 63 Trevor Samson

BEST PAT PERCENTAGE

INDIVIDUAL CAREER	97.6%	Justin Sorensen (2008, 11-13)
INDIVIDUAL SEASON	100%	Four players

MOST CONSECUTIVE PAT's MADE

INDIVIDUAL CAREER	70	Justin Sorensen (2007-10)
INDIVIDUAL SEASON	61	Ethan Pochman (1996)
INDIVIDUAL GAME	10	Matt Payne (vs. Tulsa, 8/25/01) Jason Chaffetz (vs. Utah, 11/18/89)

LONGEST KICKS

FIELD GOAL	56	Owen Pochman (vs. New Mexico 11/18/00)
PUNT	81	Scott Arellano (vs. MTSU, 11/1/14)

LONGEST FIELD GOAL MADE

1. 56 Owen Pochman (vs. New Mexico, 11/18/00)
2. 53 Five tied with 53

LONGEST PUNT

1. 81 Scott Arellano (vs. Middle Tennessee, 11/1/14)
2. 80 Lee Johnson (vs. Wyoming, 10/8/83)
3. 79 Matt Payne (vs. USC, 9/18/04)
- 79 Ben Laverty (vs. Pacific, 11/26/66)
5. 78 Bill Wright (vs. Wyoming, 10/21/61)

MOST PUNTS

INDIVIDUAL CAREER	294	Alan Boardman (1993-96)
INDIVIDUAL SEASON	83	Rich Adams (1969)
INDIVIDUAL GAME	15	Rich Adams (vs. Iowa State, 9/27/69)

Individual Career PUNTS

1. 204 Alan Boardman (1993-96)
2. 201 Richard Adams (1967-69)

3. 198 Riley Stephenson (2009-12)
4. 192 Matt Payne (2001-04)
5. 180 Patrick Thompson (1985-88)

Top active player:

48. 3 Taysom Hill

Individual Season PUNTS

1. 83 Richard Adams (1969)
2. 81 Richard Adams (1968)
3. 80 Scott Arellano (2013)
4. 78 Matt Payne (2003)
5. 72 Patrick Thompson (1987)

BEST PUNTING AVERAGE

INDIVIDUAL CAREER	47.0	Lee Johnson (1983-84)
INDIVIDUAL SEASON	50.6	Lee Johnson (1983)



SPECIAL TEAMS - RETURNS

MOST YARDS ON PUNT RETURNS

INDIVIDUAL CAREER	1,312	Vai Sikahema (1980-1985)
INDIVIDUAL SEASON	624	Golden Richards (1971)
INDIVIDUAL GAME	219	Golden Richards (vs. North Texas, 9/10/71)

Individual Career PUNT RETURN YARDS

1. 1,312 Vai Sikahema (1980, 83-85)
2. 1,230 John Betham (1972-74)
3. 1,079 Chris Farasopoulos (1,079)
4. 1,003 Kent Oborn (1964-66)
5. 856 JD Falslev (2010-13)

Top active player:

40. 40 Devon Blackmon

Individual Season PUNT RETURN YARDS

1. 624 Golden Richards (1971)
2. 554 John Betham (1973)
3. 527 Chris Farasopoulos (1969)
4. 472 Vai Sikahema (1984)
5. 441 Vai Sikahema (1985)

MOST PUNT RETURNS

INDIVIDUAL CAREER	153	Vai Sikahema (1980-85)
INDIVIDUAL SEASON	54	Vai Sikahema (1985)
INDIVIDUAL GAME	8	Don Bushore (vs. Pepperdine, 11/26/49) Vai Sikahema (vs. New Mexico, 10/19/85)

Individual Career PUNT RETURNS

1. 153 Vai Sikahema (1980-85)

2. 108 John Betham (1972-74)
3. 95 Mike O'Brien (1985-88)
4. 89 JD Falslev (2010-13)
5. 78 Kent Oborn (1964-66)

Top active player:

37. 12 Devon Blackmon

Individual Season PUNT RETURNS

1. 54 Vai Sikahema (1985)
2. 51 Vai Sikahema (1984)
3. 50 Mike O'Brien (1986)
4. 44 Vai Sikahema (1981)
5. 40 John Betham (1973)

BEST AVERAGE PUNT RETURN (min 25 career returns, 10 season)

INDIVIDUAL CAREER	19.8	James Dye (1995-96)
INDIVIDUAL SEASON	21.9	James Dye (1995)

Individual Career PUNT RETURN AVERAGE (Min 25 returns)

1. 19.8 James Dye (1995-96)
2. 17.1 Golden Richards (1970-71)
3. 15.2 Chris Farasopoulos (1968-70)
4. 12.9 Kent Oborn (1964-66)
5. 11.4 John Betham (1972-74)

Individual Season PUNT RETURN AVERAGE (Min 10 returns)

1. 21.9 James Dye (1995)
2. 19.0 Chris Farasopoulos (1968)
3. 18.9 Golden Richards (1971)
4. 17.6 James Dye (1996)
5. 15.7 Ken Call (1967)

MOST TOUCHDOWNS ON PUNT RETURNS

INDIVIDUAL CAREER	4	James Dye (1995-96) Golden Richards (1970-71)
INDIVIDUAL SEASON	4	Golden Richards (1971)
INDIVIDUAL GAME	2	Golden Richards (vs. North Texas, 9/10/71)

Individual Career PUNT RETURN TOUCHDOWNS

1. 4 James Dye (1995-96)
- 4 Golden Richards (1970-71)
3. 3 Vai Sikahema (1980-85)
4. 2 JD Falslev (2010-13)
- 2 John Betham (1972-74)

Individual Season PUNT RETURN TOUCHDOWNS

1. 4 Golden Richards (1971)
2. 2 James Dye (1996)
- 2 James Dye (1995)
- 2 Vai Sikahema (1985)
5. 1 Twelve players tied with 1

LONGEST PUNT RETURN

94	Kent Oborn vs. Arizona 11/20/65
----	---------------------------------



**MOST KICKOFF RETURN YARDS**

INDIVIDUAL CAREER	1,625	Mike Rigell (1998, 2000-01)
INDIVIDUAL SEASON	879	Cody Hoffman (2011)
INDIVIDUAL GAME	237	Austin Collie (vs. Tulsa, 9/15/07)

Individual Career KICKOFF RETURN YARDS

- 1,625 Mike Rigell (1998, 2000-01)
- 1,611 O'Neill Chambers (2008-10)
- 1,391 Chris Farasopoulos (1968-70)
- 1,383 Adam Hine (2012-present)**
- 1,331 Cody Hoffman (2010-13)

*Top active player*****Individual Season KICKOFF RETURN YARDS**

- 879 Cody Hoffman (2011)
- 865 Mike Rigell (2001)
- 843 Adam Hine (2013)
- 809 O'Neill Chambers (2008)
- 723 Austin Collie (2007)

MOST KICK RETURNS

INDIVIDUAL CAREER	69	O'Neill Chambers (2008-10)
INDIVIDUAL SEASON	36	Cody Hoffman (2010-13)
INDIVIDUAL GAME	8	Cody Hoffman (vs. Utah, 10/17/11) Austin Collie (vs. Tulsa, 9/15/07)

Individual Career KICK RETURNS

- 69 O'Neill Chambers (2008-10)
- 65 Mike Rigell (1998, 2000-01)
- 53 Adam Hine (2012-present)**
- 53 Cody Hoffman (2010-13)
- 51 Chris Farasopoulos (1968-70)

*Top active player*****Individual Season KICK RETURNS**

- 36 Cody Hoffman (2011)
- 35 O'Neill Chambers (2008)
- 33 Mike Rigell (2001)
- 31 Adam Hine (2013)
- 28 Austin Collie (2007)

BEST AVERAGE KICKOFF RETURN (min 20 career, 10 season)

INDIVIDUAL CAREER	27.3	Chris Farasopoulos (1968-70)
INDIVIDUAL SEASON	40.1	Paul Allen (1961)

Individual Career KICKOFF RETURN AVERAGE (min 20 returns)

- 27.3 Chris Farasopoulos (1968-70)
- 26.09 Adam Hine (2012-present)**
- 26.06 Austin Collie (2004, 07-08)
- 25.7 James Dye (1995-96)
- 25.1 Cody Hoffman (2010-13)

*Top active player*****Individual Season KICKOFF RETURN AVERAGE (min 10 returns)**

- 40.1 Paul Allen (1961)
- 32.2 Chris Farasopoulos (1969)
- 29.9 Tyler Anderson (1993)
- 29.8 Pete Van Valkenburg (1972)
- 28.4 Eric Mortensen (1988)

LONGEST KICK RETURN

100	Five Players
-----	--------------

MOST COMBINED RETURN YARDS

INDIVIDUAL CAREER	2,470	Chris Farasopoulos (1968-70)
INDIVIDUAL SEASON	1,164	Mike Rigell (2001)
INDIVIDUAL GAME	247	Golden Richards (vs. North Texas, 9/10/71)

MOST COMBINED RETURNS

INDIVIDUAL CAREER	195	Vai Sikahema (1980-85)
INDIVIDUAL SEASON	69	Mike Rigell (2001)
INDIVIDUAL GAME	10	Four players

ALL-PURPOSE YARDS**MOST RECEIVING YARDS**

INDIVIDUAL CAREER	5,015	Cody Hoffman (2010-13)
INDIVIDUAL SEASON	2,112	Austin Collie (2008)
INDIVIDUAL GAME	366	Austin Collie (vs. Tulsa, 9/15/07)

Individual Career ALL-PURPOSE YARDS

- 5,015 Cody Hoffman (2010-13)
- 4,996 Curtis Brown (2002, 04-06)
- 4,649 Austin Collie (2004, 07-08)
- 4,540 Harvey Unga (2006-09)
- 4,367 Jamal Willis (1991-94)

Top active player:

- 3,013 Jamaal Williams

Individual Season ALL-PURPOSE YARDS

- 2,112 Austin Collie (2008)
- 2,004 Luke Staley (2001)
- 1,882 Harvey Unga (2007)
- 1,864 Curtis Brown (2006)
- 1,838 Pete Van Valkebburg (1972)

Individual Single Game ALL-PURPOSE YARDS

- 366 Austin Collie (vs. Tulsa, 9/15/07)
- 306 Pete Van Valkenburg (vs. Wyoming, 11/4/72)
- 303 Eldon Fortie (vs. George Wash., 9/29/62)
- 300 Luke Staley (vs. Utah St., 10/5/01)
- 296 Tyler Anderson (vs. Utah State, 10/30/93)



DEFENSE (All-time)

Only defensive statistics since 2000 are officially recognized by the NCAA

MOST TACKLES		
INDIVIDUAL CAREER	408	Shad Hansen (1989-92)
INDIVIDUAL SEASON	193	Shad Hansen (1991)
INDIVIDUAL GAME	36	Dan Hansen (vs. New Mexico, 1971)

Individual Career TACKLES

- 408 Shad Hansen (1989-92)
- 394 Rod Wood (1976-78)
- 389 Larry Carr (1972-74)
- 382 Glenn Redd (1978-80)
- 371 Rocky Biegel (1988-91)

Top active player:

167. 104 Bronson Kaufusi

Individual Season TACKLES

- 193 Shad Hansen (1991)
- 192 Rocky Biegel (1991)
- 157 Rod Wood (1978)
- 149 Sid Smith (1975)
- 148 Glen Redd (1980)
- 148 Bob Davis (1988)

Individual Single Game TACKLES

- 36 Dan Hansen (vs. New Mexico 1971)
- 22 Derwin Gray (vs. Penn State 1991)
- 20 Ted Nelson (vs. Arizona St. 1970)
- 19 Three players tied with 19



MOST SACKS		
INDIVIDUAL CAREER	33	Brandon Flint (1980-83)
INDIVIDUAL SEASON	17	Mekeli Ileremia (1976)
INDIVIDUAL GAME	6	Shay Muirbrook (vs. Kansas State, 1/1/97)

Individual Career SACKS

- 33 Brandon Flint (1980-83)
- 30 Jan Jorgensen (2006-09)
- 28.5 Randy Brock (1991-94)
- 27 Mekeli Ileremia (1974-77)
- 26 Jim Hermann (1981, 83-84)
- 26 Kyle Van Noy (2010-13)

Top active player:

T22. 16 Bronson Kaufusi

Individual Season SACKS

- 17 Mekeli Ileremia (1976)
- 16 Shawn Knights (1986)
- 16 Jim Hermann (1983)
- 14 Todd Shell (1983)
- 14 Stan Varner (1974)

Individual Single Game SACKS

- 6 Shay Muirbrook (vs. Kansas State, 1/1/97)
- 4 Setema Gali (vs. New Mexico, 10/16/99)
- 4 Jason Buck (vs. Oregon St., 10/15/86)
- 4 Kyle Whittingham (vs. SDSU, 10/17/81)

MOST INTERCEPTIONS

INDIVIDUAL CAREER	20	Dave Atkinson (1970-73)
INDIVIDUAL SEASON	9	Dave Atkinson (1971) Gene Frantz (1962)
INDIVIDUAL GAME	3	8 times, 7 players

Individual Career INTERCEPTIONS

- 20 Dave Atkinson (1970-73)
- 18 Dan Hansen (1969-72)
- 18 Bobby Roberts (1965-67)
- 14 Derwin Gray (1989-92)
- 13 Brian Mitchell (1987-90)
- 13 Tom Holmoe (1978-82)

Top active player:

2 Kai Nacua

Individual Season INTERCEPTIONS

- 9 Dave Atkinson (1971)
- 9 Gene Frantz (1962)
- 8 Dave Atkinson (1972)
- 8 Dan Hansen (1970)
- 7 Six seasons, 5 different players

Individual Single Game INTERCEPTIONS

- 3 Eight times, 7 different players

MOST INTERCEPTION RETURN YARDS

INDIVIDUAL CAREER	421	Dan Hansen (1970-72)
INDIVIDUAL SEASON	233	Dan Hansen (1971)
INDIVIDUAL GAME	97	Brian Mitchell (vs. New Mexico 9/2/89)

DEFENSE (Since 2000)

Only defensive statistics since 2000 are officially recognized by the NCAA

MOST TACKLES		
INDIVIDUAL CAREER	167	Aaron Francisco (2001-04)
INDIVIDUAL SEASON	64	Justin Ena (2001)
INDIVIDUAL GAME	10	Four players tied

Individual Career SOLO TACKLES

- 167 Aaron Francisco (2001-04)
- 153 Kyle Van Noy (2010-13)
- 150 Cameron Jensen (2004-06)
- 137 David Nixon (2003, 06-08)
- 127 Andrew Rich (2008-10)

Top active player:

31. 64 Bronson Kaufusi

Individual Season SOLO TACKLES

- 64 Justin Ena (2001)
- 63 Andrew Rich (2010)
- 62 Uani 'Unga (2013)
- 57 Cameron Jensen (2006)
- 54 Isaac Kelley (2001)

Individual Single Game SOLO TACKLES

- 10 Andrew Rich (vs. TCU, 10/16/10)
- 10 Scott Johnson (vs. Colorado St., 9/26/09)
- 10 Cameron Jensen (vs. TCU, 9/28/06)
- 10 Paul Walkenhorst (vs. Nevada, 9/14/02)
- 9 Twelve players tied with 9

**MOST ASSISTED TACKLES**

INDIVIDUAL CAREER	163	Aaron Francisco (2001-04)
INDIVIDUAL SEASON	81	Uani 'Unga (2013)
INDIVIDUAL GAME	14	Uani 'Unga (vs. Notre Dame, 11/23/13)

Individual Career ASSISTED TACKLES

1. 163 Aaron Francisco (2001-04)
2. 144 Cameron Jensen (2004-06)
3. 138 David Nixon (2003, 06-08)
4. 137 Paul Walkenhorst (2000-05)
5. 130 Brandon Ogletree (2009-12)

Top active player:

46. 39 Bronson Kaufusi

Individual Season SOLO TACKLES

1. 81 Uani 'Unga (2013)
2. 67 Kelly Poppinga (2007)
3. 63 Aaron Francisco (2003)
4. 60 Paul Walkenhorst (2002)
5. 58 Matt Bauman (2008)
- 58 Jusitn Ena (2000)

Individual Single Game SOLO TACKLES

1. 14 Uani 'Unga (vs. Notre Dame, 11/23/07)
2. 13 Kelly Poppinga (vs. Colorado St., 11/3/07)
3. 12 Uani 'Unga (vs. Utah State, 10/4/13)
4. 11 Four players tied with 11

MOST TOTAL TACKLES

INDIVIDUAL CAREER	330	Aaron Francisco (2001-04)
INDIVIDUAL SEASON	143	Uani 'Unga (2013)
INDIVIDUAL GAME	19	Uani 'Unga (vs. Notre Dame, 11/23/13)

Individual Career TOTAL TACKLES

1. 330 Aaron Francisco (2001-04)
2. 294 Cameron Jensen (2004-06)
3. 275 David Nixon (2003, 06-08)
4. 267 Paul Walkenhorst (2000-05)
5. 245 Brandon Ogletree (2009-12)

Top active player:

41. 103 Bronson Kaufusi

Individual Season TOTAL TACKLES

1. 143 Uani 'Unga (2013)
2. 116 Aaron Francisco (2003)
3. 113 Kelly Poppinga (2007)
4. 110 Andrew Rich (2010)
5. 108 Matt Bauman (2008)

Individual Single Game TOTAL TACKLES

1. 19 Uani 'Unga (vs. Notre Dame, 11/23/13)
2. 17 Kelly Poppinga (vs. TCU, 11/8/07)
- 17 Uani 'Unga (vs. Utah State, 10/4/13)
- 17 Uani 'Unga (vs. Boise State, 9/24/04)

5. 16 Aaron Francisco (vs. Boise State, 9/24/04)
- 16 Aaron Francisco (vs. USC, 9/18/04)

MOST TACKLES FOR LOSS

INDIVIDUAL CAREER	62	Kyle Van Noy (2010-13)
INDIVIDUAL SEASON	22	Kyle Van Noy (2012)
INDIVIDUAL GAME	6	Hans Olsen (vs. Colorado St., 11/2/00)

Individual Career TACKLES FOR LOSS

1. 61.5 Kyle Van Noy (2010-13)
2. 44.5 Jan Jorgensen (2006-09)
3. 43.5 David Nixon (2003, 06-08)
4. 39 Brady Poppinga (2001-04)
5. 31 Paul Walkenhorst (2000-05)
- 31 Colby Bockwoldt (2000-03)

Top active player:

8. 24 Bronson Kaufusi

Individual Season TACKLES FOR LOSS

1. 22 Kyle Van Noy (2012)
2. 20 Jan Jorgensen (2007)
3. 19 Colby Bockwoldt (2003)
- 19 Ryan Denney (2001)
4. 18 Setema Gali, Jr. (2000)

Individual Single Game TACKLES FOR LOSS

1. 6 Hans Olsen (vs. Colorado St., 11/2/00)
2. 5 Kyle an Noy (vs. Tulsa, 12/30/11)
- 5 David Nixon (vs. Colorado St., 10/9/03)
4. 4 Four players tied with four

**MOST SACKS**

INDIVIDUAL CAREER	30	Jan Jorgensen (2006-09)
INDIVIDUAL SEASON	14	Jan Jorgensen (2007)
INDIVIDUAL GAME	3	Six players tied

Individual Career SACKS

1. 30 Jan Jorgensen (2006-09)
2. 26 Kyle Van Noy (2010-13)
3. 19 Brady Poppinga (2001-04)
4. 16 Bronson Kaufusi (2012-present)**
5. 12 David Nixon (2003, 06-08)

***Top active player*

Individual Season SACKS

1. 14 Jan Jorgensen (2007)
2. 13 Kyle Van Noy (2012)
3. 10 Setema Gali, Jr. (2000)
4. 9 Manaia Brown (2004)
5. 8 Brady Poppinga (2002)

Individual Single Game SACKS

1. 3 Teu Kautai (vs. MTSU (11/1/14))
- 3 Kyle Van Noy (vs. Georgia Tech, 10/12/13)
- 3 Kyle Van Noy (vs. New Mexico St., 11/24/12)
- 3 Jan Jorgensen (vs. Colorado St., 11/3/07)
- 3 Justin Maddux (vs. UNLV, 11/5/05)
- 3 Brady Poppinga (vs. SDSU, 11/2/02)

**MOST QUARTERBACK HURRIES**

INDIVIDUAL CAREER	32	Kyle Van Noy (2010-13)
INDIVIDUAL SEASON	12	Kyle Van Noy (2013)
INDIVIDUAL GAME	5	Kyle Van Noy (vs. Texas, 9/7/13)

Individual Career QB HURRIES

1. 32 Kyle Van Noy (2010-13)
2. 22 Jan Jorgensen (2006-09)
3. 11 Bronson Kaufusi (2012-present)**
3. 11 Coleby Clawson (2008-09)
5. 9 Vic So'oto (2005, 07-10)

**Top active player

Individual Season QB HURRIES

1. 12 Kyle Van Noy (2013)
2. 11 Jan Jorgensen (2008)
3. 10 Kyle Van Noy (2011)
4. 8 Three players tied with 8

Individual Single Game QB HURRIES

1. 5 Kyle Van Noy (vs. Texas, 9/7/13)
2. 4 Jan Jorgensen (vs. Northern Iowa, 8/30/08)
3. 3 Five players tied with 3

MOST PASS BREAKUPS

INDIVIDUAL CAREER	23	Daniel Sorensen (2008, 11-13)
INDIVIDUAL SEASON	15	Jordan Johnson (2012)
INDIVIDUAL GAME	4	Corby Eason (vs. San Jose St., 10/8/11) Daniel Sorensen (vs. Texas, 9/7/13)

Individual Career PASS BREAKUPS

1. 23 Robertson Daniel (2013-14)
- 23 Daniel Sorensen (2008, 11-13)
3. 21 Brian Logan (2009-10)
4. 20 Preston Hadley (2011-12)
5. 17 Three players tied with 17

Top active player:

T19. 12 Bronson Kaufusi

Individual Season PASS BREAKUPS

1. 15 Jordan Johnson (2012)
2. 14 Corby Eason (2011)
- 14 Preston Hadley (2011)
- 14 Brian Logan (2009)
5. 12 Daniel Sorensen (2013)

Individual Single Game PASS BREAKUPS

1. 4 Corby Eason (vs. San Jose St., 10/8/11)
- 4 Daniel Sorensen (vs. Texas, 9/7/13)
3. 3 11 players tied with 3

MOST INTERCEPTIONS

INDIVIDUAL CAREER	10	Andrew Rich (2008-10)
INDIVIDUAL SEASON	6	Jernaro Gilford (2001)
INDIVIDUAL GAME	3	Tyson Smith (vs. Wyoming, 10/26/00)

Individual Career INTERCEPTIONS

1. 10 Andrew Rich (2008-10)
2. 8 Daniel Sorensen (2008, 11-13)
3. 7 Kyle Van Noy (2010-13)
4. 7 Aaron Francisco (2001-04)
5. 6 Cameron Jensen (2004-06)
- 6 Quinn Gooch (2004-07)

Top active player:

T30. 2 Kai Nacua

Individual Season INTERCEPTIONS

1. 6 Jernaro Gilford (2001)
2. 5 Andrew Rich (2010)
3. 4 Four players tied with 4

Individual Single Game INTERCEPTIONS

1. 3 Tyson Smith (vs. Wyoming, 10/26/00)
2. 2 Eight players tied with 2



**MOST INTERCEPTION RETURN YARDS**

INDIVIDUAL CAREER	160	Andrew Rich (2008-10)
INDIVIDUAL SEASON	131	Jernaro Gilford (2001)
INDIVIDUAL GAME	80	John Burbidge (vs. New Mexico, 11/16/02)

Individual Career INTERCEPTION RETURN YARDS

1. 160 Andrew Rich (2008-10)
2. 148 John Burbidge (2001-04)
3. 122 Kyle Van Noy (2010-13)
4. 117 Alani Fua (2011-14)
5. 106 Jordan Johnson (2011-14)

Top active player:

23. 47 Kai Nacua

Individual Season INTERCEPTION RETURN YARDS

1. 131 Jernaro Gilford (2001)
2. 93 John Burbidge (2002)
3. 91 Andrew Rich (2009)
4. 83 Isaac Kelley (2001)
5. 79 Kyle Van Noy (2011)

Individual Single Game INTERCEPTION RETURN YARDS

1. 80 John Burbidge (vs. New Mexico, 11/16/02)
2. 64 Justin Robinson (vs. Utah State, 9/23/06)
3. 62 Jernaro Gilford (vs. Utah State, 10/5/01)
4. 60 Nathan Soelberg (vs. Utah, 11/20/04)
- 60 Isaac Kelley vs. San Diego St. (10/27/01)

MOST FORCED FUMBLES

INDIVIDUAL CAREER	11	Kyle Van Noy (2010-13)
INDIVIDUAL SEASON	6	Kyle Van Noy (2012)
INDIVIDUAL GAME	2	Andrew Rich (vs. 9/5/09)

Individual Career FORCED FUMBLES

1. 11 Kyle Van Noy (2010-13)
2. 6 Andrew Rich (2008-10)
- 6 Aaron Francisco (2001-04)
4. 4 Three players tied with 4

Top active player:

- T8 3 Jherremya Leuta-Douyere

Individual Season FORCED FUMBLES

1. 6 Kyle Van Noy (2012)
2. 4 Uona Kaveinga (2011)
- 4 Ryan Denney (2001)
4. 3 Seven players tied with 3

Individual Single Game FORCED FUMBLES

1. 2 Andrew Rich (vs. Oklahoma, 9/5/09)

MOST FUMBLE RECOVERIES

INDIVIDUAL CAREER	6	Jan Jorgensen (2006-09)
INDIVIDUAL SEASON	5	Hans Olsen (2000)
INDIVIDUAL GAME	3	Justin Luetterodt (vs. Wyoming, 11/12/05)

Individual Career FUMBLE RECOVERIES

1. 6 Jan Jorgensen (2006-09)
- 6 Shawn Doman (2006-09)
3. 5 Spencer Hadley (2008, 11-13)
4. 4 Matt Bauman (2004, 07-09)
- 4 Brett Denney (2006-09)

Top active player:

- 2 Remington Peck

Individual Season FUMBLE RECOVERIES

1. 5 Hans Olsen (2000)
2. 4 Shawn Doman (2009)
3. 3 Four players tied with 3

Individual Single Game FUMBLE RECOVERIES

1. 3 Justin Luetterodt (vs. Wyoming, 11/12/05)
2. 2 Hans Olsen (vs. San Diego State, 10/21/00)

**MOST FUMBLE RETURN YARDS**

INDIVIDUAL SEASON	64	Scott Johnson (2008)
INDIVIDUAL GAME	64	Scott Johnson (vs. 11/12/05)

Individual Season FUMBLE RETURN YARDS

1. 64 Scott Johnson (2001)
2. 48 Jan Jorgensen (2006)
3. 44 Kyle Van Noy (2010)
4. 38 Brandon Bradley (2008)
5. 34 Matt Bauman (2009)

Individual Single Game FUMBLE RETURN YARDS

1. 64 Scott Johnson (vs. Wyoming, 11/12/05)
2. 48 Jan Jorgensen (vs. UNLV, 10/21/06)
3. 44 Kyle Van Noy (Colorado St., 11/13/10)
4. 38 Brandon Bradley (vs. Utah St., 10/3/08)
5. 34 Matt Bauman (vs. Oregon St., 12/22/09)

BYU RECORDS - TEAM



GENERAL OFFENSE

MOST YARDS TOTAL OFFENSE

Game 777 New Mexico, 10/15/83
Season 7,057 2001 (13 games)

MOST PLAYS

Game 115 Houston, 10/19/13
Season 1,111 2013 (13 games)

BEST AVERAGE TOTAL OFFENSE

Season 584.2 1983 (11 games)

MOST FIRST DOWNS

Game 41 Houston, 10/19/13
Season 351 2001 (13 games)

MOST FIRST DOWNS PER GAME

Season 30.9 1983 (11 games)

MOST FIRST DOWNS RUSHING

Game 27 Utah, 11/22/86
Season 161 2013 (13 games)

MOST FIRST DOWNS PASSING

Game 30 Colorado St., 11/7/81
Season 237 1990 (12 games)

MOST PASSING FIRST DOWNS PER GAME

Season 19.8 1990 (12 games)

RUSHING

MOST RUSHING ATTEMPTS

Game 77 Utah, 11/22/86
Season 664 2013 (13 games)

MOST YARDS RUSHING

Game 550 Texas, 9/7/13
Season 3,475 2013 (13 games)

PASSING

MOST YARDS PASSING

Game 619 Utah State, 10/30/93
Season 5,379 1990 (12 games)

MOST PASSES ATTEMPTED

Game 68 UNLV 10/8/04
Season 580 1990 (12 games)

MOST PASSES COMPLETED

Game 44 Colorado State,
11/7/81
Season 373 1990 (12 games)

LOWEST INTERCEPTION PERCENTAGE

Season 1.9 2001 (13 games)

BEST COMPLETION PERCENTAGE

Season .707 1983 (11 games)

MOST PASSES INTERCEPTED

Game 7 Utah, 10/9/48
Season 29 1990 (12 games)

COMBINED PASS COMPLETIONS

Game 69 BYU 40,
Hawaii 29, 12/08/01

PERCENTAGE OF INTERCEPTIONS BY BYU

Season 13.2 1962 (10 games)

SCORING

MOST POINTS SCORED

Game 83 Texas-El Paso, 11/1/80
Season 704 1996 (14 games)

MOST POINTS SCORED IN ONE HALF

54 Western State, 1951

MOST POINTS SCORED IN QUARTER

One Team 36 Wash. State (BYU)
36-7 in 4th, 9/15/90)
Combined 49 Utah State (BYU)
28-21 in 4th, 10/30/93)#

MOST POINTS SCORED IN A LOSS

Game 56 vs. Utah State (58)
10/30/93#

FEWEST POINTS SCORED

Season 10 1922 (6 games)



PUNT RETURNS

MOST YARDS

Game	258	North Texas, 9/10/71
Season	701	1971 (11 games)

BEST AVERAGE PER RETURN

Game	47.5	Utah State, 10/4/97
Season	28.7	1969 (28 returns)

KICKOFF RETURNS

MOST YARDS

Game	270	Utah State, 10/30/93
Season	1,322	1993 (55 returns)

BEST AVERAGE PER RETURN

Game	41.4	Air Force, 11/11/89
Season	28.7	1969 (28 returns)

INTERCEPTIONS

MOST PASS INTERCEPTIONS

Game	6	Western St., 9/22/51
	6	Wyoming, 10/31/70
	6	UTEP, 11/26/77
Season	28	1987 (12 games)

MOST YARDS ON INTERCEPTION RETURNS

Game	230	UTEP, 11/26/77
Season	514	1971 (11 games)

PUNTING

MOST PUNTS

Game	15	Iowa State, 9/27/69
Season	85	2013 (3,376 yards)

BEST PUNTING AVERAGE

Game	60.4	Wyoming, 10/8/83#
Season	50.6	1983 (11 games)

BEST NET PUNTING AVERAGE

Game	56.3	Utah State, 10/29/83
Season	45.0	1983 (11 games)

ATTENDANCE

SINGLE GAME AT HOME

66,247	Notre Dame, 10/16/93
66,235	Miami, 9/8/90
66,149	Utah 11/17/01

HOME ATTENDANCE (SEASON)

440,576	1996, 7 games
---------	---------------

SEASON AVERAGE AT HOME

66,002	1990, 6 games
--------	---------------

SEASON TOTAL

773,457	1996, 15 games
---------	----------------

SEASON AVERAGE

57,419	1991, 12 games
--------	----------------

LARGEST ROAD CROWDS

100,995	Texas, 9/10/11
96,304	Penn State, 9/21/91
93,463	Texas, 9/6/14
83,818	Alabama, 9/5/98
80,795	Notre Dame, 10/20/12
80,795	Notre Dame, 11/15/03
80,795	Notre Dame, 10/22/05
80,795	Notre Dame, 11/23/13

OVERALL ATTENDANCE (SEASON)

701,529	1996, 15 games
---------	----------------

PENALTIES & FUMBLES

MOST YARDS PENALIZED

Game	219	Weber State, 9/15/79
Season	1,319	1980 (12 games)

FEWEST YARDS PENALIZED

Game	0	Four times;
Most Recent		vs. CSU, 11/13/65
Season	204	1953 (10 games)

MOST PENALTIES

Game	22	Utah State, 10/18/80
Season	141	1980 (12 games)

MOST OPPONENTS' FUMBLES RECOVERED

Game	7	Wichita State, 9/15/56
Season	36	1977 (11 games)

FEWEST FUMBLES LOST

Game	0	many times
Season	4	2007

DEFENSE

LOWEST DEFENSIVE YARDAGE

Game 63 Savannah State, 11/22/14
Season 2,381 1954 (9 games)

LOWEST AVERAGE PER GAME

244.5 1958 (10 games)

FEWEST RUSHING YARDS ALLOWED

Game -29 UTEP, 10/26/68
Season 874 1967 (10 games)

LOWEST RUSHING PER ATTEMPT

Season 2.1 1967

FEWEST PASSING YARDS ALLOWED

Game -2 UNM, 1959
Season 605 1952 (60.5 yrd/game)

FEWEST FIRST DOWNS ALLOWED

Game 3 New Mexico, 11/8/62
Season 111 1954 (9 games)

FEWEST POINTS ALLOWED

Game 0 several times;
most recent Savannah State, 11/22/14
Season 41 1937 (4.6 ppg)

TOP DEFENSIVE MARKS

MOST TACKLES IN A GAME

No.	OPPONENT	DATE
124	at Utah	11/20/82
110	at Wisconsin	09/20/80
108	at Navy	09/16/89
107	UTEP	11/03/84
104	at Penn State	09/21/91
101	at Notre Dame	10/24/92
100	at Utah	11/17/90
100	at Utah	11/20/04

MOST SACKS IN A GAME

No.	OPPONENT	DATE
10	Colorado State	12/05/87
8	Kansas State	01/01/97
8	at UCLA	10/01/83
8	at San Diego St.	10/17/81

MISCELLANEOUS

MOST CONSECUTIVE WINS IN A SEASON

13 1984

ALL-TIME WIN STREAKS

25 1983-85
17 1980-81
16 2007-08
14 2000-01
12 1996

ALL-TIME HOME WIN STREAKS

18 2006-08
17 1989-91
16 1978-81
15 1982-84
10 2000-02

ALL-TIME AWAY WIN STREAKS

14 1983-85
9 1980-81
7 2000-01
7 1998-99
7 1996-97
7 1978-79

MOST CONSECUTIVE UNDEFEATED HOME SEASONS

3 2006-08

MOST CONSECUTIVE GAMES WITHOUT BEING SHUTOUT

361 10/3/75 to 11/22/03

MOST CONSECUTIVE GAMES WITHOUT A TIE

219 1974-91

CONSECUTIVE GAMES WITH A TD PASS

53 1989-93

FEWEST FIRST DOWNS

Game 4 Wichita St. 9/15/56
4 Iowa State, 9/27/69
Season 105 1961

POOREST OFFENSIVE YARDS

Game 42 Iowa State, 9/27/69
Season 1,892 in 1961

POOREST RUSHING OFFENSE

Game -96 New Mexico,
11/14/70
Season 1,061 1995

POOREST PASSING OFFENSE

Game 0 New Mexico, 1957
9 Iowa State, 9/27/69
9 Tulsa, 11/23/71





NCAA RECORDS

TEAM RECORDS

SINGLE GAME

BOTH TEAMS GAINING 600 YARDS (ONE OF 40 TEAMS)

BYU (767) vs. SDSU (695) 11/16/91
Hawaii (646) and BYU (612) 12/8/01

HIGHEST AVERAGE PER PUNT

60.4 Wyoming, 10/8/83
5 for 302 (min. 5)

HIGHEST AVERAGE PER PUNT, BOTH TEAMS

55.3 BYU & Wyoming, 10/8/83
11 for 608 (min. 10)

MOST TDS SCORED ON KICKOFF RETURNS (ONE OF 18 TEAMS)

2 BYU vs. Air Force, 11/11/89

MOST POINTS BY BOTH TEAMS IN A TIE GAME

104 BYU (52) vs. SDSU (52), 11/16/91

MOST POINTS SCORED IN FOURTH QUARTER

TO WIN OR TIE A GAME

36 BYU (50) vs. Wash. St. (36) Sept. 15, 1990
(BYU trailed 29-14 at start of 4th quarter)

FEWEST COMPLETIONS ALLOWED (ONE OF MANY TEAMS)

0 BYU vs. Rice, Nov. 9, 1996

SEASON

HIGHEST AVERAGE GAIN PER PASSING ATTEMPT

10.9 1989, 433 for 4,732 (min. 350 att.)

HIGHEST PUNTING AVERAGE

50.6 1983, 24 for 1,215

HIGHEST NET PUNTING AVERAGE

45.0 1983, 24 for 1,215 yards, 134 return yards

MOST OPPONENT'S FUMBLES RECOVERED

36 1977

MOST WINS IN A SEASON

14 1996
(one of seven teams in modern era with 14)

MOST GAMES PLAYED IN A SEASON

15 BYU, 1996
(one of four teams in modern era with 15)

MISC.

CONSEC. GAMES PASSING FOR 200 YARDS

64 9/80 to 10/19/85

INDIVIDUAL RECORDS

TOTAL OFFENSE

MOST SEASONS GAINING 4,000 YARDS OR MORE

3 Ty Detmer, 1989-91

RUSHING

MOST TDS SCORED RUSHING IN ONE QUARTER

4 Dick Felt vs. San Jose St. Nov. 8,
1952 in fourth quarter

PASSING

MOST CONSECUTIVE GAMES 300 YARDS OR MORE

24 Ty Detmer, 1989-90

MOST YARDS GAINED PER ATTEMPT

Game	14.1	John Walsh vs. Utah St.
(min. 40 atts.)		44 for 619 yards, 10/30/93
Season	11.1	Ty Detmer, 1989, 412 for 4,560

MOST YARDS GAINED PER COMPLETION

Game	22.9	John Walsh vs. Utah St.
(min. 22 atts.)		27 for 619, 10/30/93

HIGHEST PERCENTAGE OF PASSES FOR TDS

Season	11.5	Jim McMahon, 1980
(min. 375 atts.)		46 of 400

RECEIVING

MOST CATCHES PER GAME BY A TIGHT END

Career	5.4	Gordon Hudson, 1980-83
		178 in 33 games

MOST YARDS GAINED BY A TIGHT END

Game	259	Gordon Hudson vs. Utah
		11/21/81 - 13 catches
Career	2,901	Dennis Pitta, 2004, 2007-09



MOST YARDS PER GAME BY A TIGHT END

Career 75.3 Gordon Hudson, 1980-83
2,484 in 33 games

AVERAGE GAIN PER COMPLETION BY A TIGHT END

Career 19.2 Clay Brown, 1978-80
(min. 75) 88 catches for 1,691 yds.

PUNTING**HIGHEST AVERAGE PER PUNT**

Game 60.4 Lee Johnson vs. Wyoming,
(min. 5) 10/8/83 (5 for 302; 53, 44, 63,

All-American Gordon Hudson owns three NCAA records for receiving by a tight end.

62, 80 yards)

PUNT RETURNS**MOST PUNT RETURNS**

Career 153 Vai Sikahema, 1980-81,
1984-85, 1,312 yds

HIGHEST AVERAGE GAIN PER RETURN

Game 43.8 Golden Richards, v. North Texas,
9/10/71 (min 5 returns) 5 for 219

KICKOFF RETURNS**HIGHEST AVERAGE GAIN PER KICK RETURN**

Season 40.1 Paul Allen, 1961
(min. 1.2 ret/gm) 12 for 481

SCORING**MOST TOUCHDOWNS SCORED IN ONE QUARTER**

4 Dick Felt vs. San Jose St. Nov. 8, 1952 in
fourth quarter

FIELD GOALS**HIGHEST PERCENTAGE OF FG MADE, 40 YARDS OR MORE**

Season 93.3% Matt Payne, BYU, 2002
(min. 10) 14 of 15

MOST CONSECUTIVE FG MADE, 40-49 YARDS

Career 14 Matt Payne, BYU, 2003-04

FIELD GOALS IN FIRST GAME OF CAREER (ONE OF 3)

5 Joe Liljenquist vs. Colorado 1969 (6 attempts)





YEAR-BY-YEAR LEADERS

PASSING

YR.	PLAYER	ATT	CMP	INT	YARDS	TD
2014	Christian Stewart	348	199	9	2,621	25
2013	Taysom Hill	438	236	14	2,938	19
2012	Riley Nelson	308	181	13	2,011	13
2011	Riley Nelson	202	116	7	1,717	19
2010	Jake Heaps	383	219	9	2,316	15
2009	Max Hall*	409	275	14	3,560	33
2008	Max Hall*	447	330	14	3,957	35
2007	Max Hall*	496	298	12	3,848	26
2006	John Beck*	417	289	8	3,885	32
2005	John Beck*	513	331	13	3,709	27
2004	John Beck	343	192	8	2,563	15
2003	Matt Berry	235	147	14	1,445	7
2002	Brett Engemann	215	119	8	1,334	6
2001	Brandon Doman	408	261	8	3,542	33
2000	Charlie Peterson	260	149	5	1,617	6
1999	Kevin Feterik	452	277	15	3,554	25
1998	Kevin Feterik	336	202	6	2,718	16
1997	Kevin Feterik	208	125	5	1,767	11
1996	Steve Sarkisian	404	278	12	4,027	33
1995	Steve Sarkisian	385	250	14	3,437	20
1994	John Walsh	463	284	14	3,712	29
1993	John Walsh	397	244	15	3,727	28
1992	Ryan Hancock	288	165	13	2,635	17
1991	Ty Detmer*	403	249	12	4,031	35
1990	Ty Detmer#	562	361	28	5,188	41
1989	Ty Detmer*	412	265	15	4,560	32
1988	Sean Covey	319	174	10	2,607	13
1987	Bob Jensen	259	144	14	1,833	10
1986	Steve Lindsley	287	180	18	2,247	12
1985	Robbie Bosco	511	338	24	4,273	30
1984	Robbie Bosco*	458	283	11	3,875	33
1983	Steve Young#	429	306	10	3,902	33
1982	Steve Young *	367	230	18	3,100	18
1981	Jim McMahon#	423	272	7	3,555	30
1980	Jim McMahon#	445	284	18	4,571	47
1979	Marc Wilson*	427	250	15	3,720	29
1978	Marc Wilson	233	121	13	1,499	8
1977	Marc Wilson*	277	164	18	2,418	24
1976	Gifford Nielsen*	372	207	19	3,192	29
1975	Gifford Nielsen	180	110	7	1,471	10
1974	Gary Sheide	300	181	19	2,174	23
1973	Gary Sheide*	294	177	12	2,350	22
1972	Bill August	144	69	5	891	2
1971	Bill August	87	37	11	448	2
1970	Rick Jones	168	76	17	851	1
1969	Marc Lyons	193	87	11	1,297	9
1968	Marc Lyons	157	66	9	735	2
1967	Marc Lyons	193	99	8	1,313	9
1966	Virgil Carter	293	141	16	2,182	21
1965	Virgil Carter*	250	120	13	1,789	20
1964	Virgil Carter	193	66	14	1,154	9
1963	Ron Stewart	23	10	0	160	1
1962	Eldon Fortie	100	43	11	814	7
1961	Eldon Fortie	83	33	11	469	5
1960	Bud Belnap	51	20	8	285	2
1959	Gary Dunn	31	10	3	223	1
1958	Wayne Startin	68	28	8	332	2
1957	Carroll Johnston	102	39	7	447	3
1956	Carroll Johnston	167	71	15	945	8
1955	Don Dixon	60	21	9	335	2
1954	Ron Bean	42	20	1	437	0
1953	LaVon Satterfield	92	34	8	568	4

* Led Conference, # Led Nation

RECEIVING

YR.	PLAYER	REC	YRD	TD
2014	Mitch Mathews	73	922	9
2013	Cody Hoffman	57	894	5
2012	Cody Hoffman	100	1,248	11
2011	Cody Hoffman	61	943	10
2010	JJ Di Luigi	45	443	1
	Cody Hoffman	42	527	7
2009	Dennis Pitta	62	829	8
2008	Austin Collie#	106	1,538	15
2007	Dennis Pitta	59	813	5
2006	Jonny Harline	58	935	12
2005	Jonny Harline	63	853	5
2004	Austin Collie	53	771	8
	Todd Watkins	52	1,042	6
2003	Toby Christensen	53	547	4
2002	Reno Mahe	59	771	2
2001	Reno Mahe*	91	1,211	9
2000	Margin Hooks	61	718	2
1999	Margin Hooks	60	1,067	7
1998	Margin Hooks	49	732	3
1997	Ben Cahoon	57	931	4
1996	K.O. Kealaluhi	49	901	8
1995	Mike Johnston	40	650	6
1994	Tim Nowatzke	47	601	4
1993	Eric Drage	54	867	5
1992	Eric Drage	56	1,093	12
1991	Eric Drage	46	1,018	10
1990	Andy Boyce	79	1,241	13
1989	Chris Smith	60	1,090	5
1988	Chuck Cutler	64	1,039	10
1987	Darren Handley	52	636	3
1986	Mark Bellini	46	839	5
1985	Mark Bellini	63	1,008	14
1984	David Mills*	60	1,023	7
1983	Casey Tiumalu	60	583	3
	Gordon Hudson	44	596	6
1982	Gordon Hudson*	67	928	6
1981	Gordon Hudson*	67	960	0
1980	Scott Phillips*	60	689	7
1979	Homer Jones*	46	404	4
1978	Mike Chronister	52	850	3
1977	Todd Christensen*	50	603	5
1976	Todd Christensen	51	510	3
1975	Todd Christensen	30	319	3
1975	J. VanDerWouden	29	621	3
1974	John Betham	38	569	6
1973	Jay Miller#	100	1,181	8
1972	Logan Hunter	49	555	2
1971	Golden Richards	14	238	1
1970	Golden Richards	36	513	1
1969	Kip Jackson	25	261	3
1968	Ed Romero	41	495	1
1967	Phil Odle*	77	971	9
1966	Phil Odle	60	920	5
1965	Phil Odle*	46	657	10
1964	Bruce Smith	30	470	3
1963	Bruce Smith	13	178	1
1962	Bruce Smith	14	230	0
1961	Paul Allen	5	261	3
1961	Don Peterson	11	115	0
1960	Jack Gifford	6	138	1
1959	Howard Ringwood	10	130	0
1958	R.K. Brown	10	177	2
1957	R.K. Brown	12	183	2
1956	Burt Bullock	22	291	2
1955	Owen Skousen	10	190	0
1954	Tom Verbantz	14	226	0

RUSHING

YR.	PLAYER	RUSH	YRD	AVG
2014	Jamaal Williams	109	518	4.8
2013	Taysom Hill	246	1,344	5.5
2012	Jamaal Williams	166	775	4.7
2011	JJ Di Luigi	116	584	5.0
2010	JJ Di Luigi	178	917	5.2
2009	Harvey Unga	208	1,087	5.2
2008	Harvey Unga	240	1,132	4.7
2007	Harvey Unga	244	1,227	5.0
2006	Curtis Brown	201	1,010	5.0
2005	Curtis Brown	210	1,123	5.3
2004	Curtis Brown	158	828	5.0
2003	Rey Brathwaite	145	812	5.6
2002	Marcus Whalen	181	918	5.1
2001	Luke Staley	196	1,582	#8.1
2000	Luke Staley	130	548	3.7
1999	Fahu Tah	102	445	4.4
1998	Ronney Jenkins	252	1,307	5.2
1997	Brian McKenzie	218	1,004	4.6
1996	Brian McKenzie	167	950	5.7
1995	Hema Heimuli	112	449	4.0
1994	Jamal Willis	204	1,042	5.1
1993	Kalin Hall	113	567	5.0
1992	Jamal Willis	204	1,004	4.9
1991	Peter Tuipulotu	125	619	5.0
1990	Peter Tuipulotu	98	637	6.5
1989	Fred Whittingham	109	582	5.3
1988	Fred Whittingham	88	513	5.8
1987	Fred Whittingham	129	418	3.2
1986	Lakei Heimuli	230	966	4.2
1985	Lakei Heimuli	188	913	4.6
1984	Lakei Heimuli	158	796	5.0
1983	Casey Tiimalu	139	851	6.1
1982	Casey Tiimalu	110	681	6.0
1981	Scott Pettis	94	499	5.3
1980	Eric Lane	96	473	4.9
1979	Eric Lane	94	595	6.3
1978	Bill Ring	116	520	4.5
1977	Scott Phillips	47	325	6.9
1976	Jeff Blanc	149	625	4.0
1975	Jeff Blanc	216	984	4.6
1974	Jeff Blanc	199	784	3.9
1973	Mark Terranova	94	414	4.3
1972	P. Van Valkenburg#	232	1,386	6.0
1971	P. Van Valkenburg	121	601	4.9
1970	P. Van Valkenburg	103	405	3.9
1969	Kip Jackson	209	791	3.7
1968	Dave Swanson	94	353	3.8
1967	Ron Wakley	62	296	4.7
1966	John Ogden*	204	906	4.4
1965	John Ogden*	152	700	4.6
1964	John Ogden*	179	770	4.3
1963	Phil Brady	71	318	4.5
1962	Eldon Fortie*	199	1,149	5.8
1961	Eldon Fortie	138	422	3.1
1960	Bud Belnap	101	256	2.5
1959	LeGrand Young	83	423	5.1
1958	Weldon Jackson*	101	698	6.9
1957	Weldon Jackson	138	605	4.3
1956	Steve Campora	34	259	7.6
1955	Phil Oyler	64	366	5.7
1954	Dick Felt	90	379	4.2
1953	Reed Stolorworthy	86	473	5.5
1952	Reed Stolorworthy	99	436	4.4

TOTAL OFFENSE

YR.	PLAYER	RUSH	PASS	TOTAL
2014	Christian Stewart	163	2,621	2,784
2013	Taysom Hill	1,344	2,938	4,282
2012	Riley Nelson	196	2,011	2,207
2011	Riley Nelson	392	1,717	2,109

2010	Jake Heaps	-100	2,316	2,216
2009	Max Hall*	75	3,560	3,635
2008	Max Hall*	115	3,957	4,072
2007	Max Hall*	14	3,848	3,862
2006	John Beck*	-8	3,885	3,877
2005	John Beck*	61	3,709	3,770
2004	John Beck	-36	2,563	2,527
2003	Matt Berry	-100	1,445	1,345
2002	Bret Engemann	-20	1,334	1,314
2001	Brandon Doman*	456	3,542	3,998
2000	Charlie Peterson	-78	1,617	1,539
1999	Kevin Feterik	-77	3,554	3,477
1998	Kevin Feterik	-111	2,718	2,607
1997	Kevin Feterik	-156	1,767	1,611
1996	Steve Sarkisian	-44	4,027	3,983
1995	Steve Sarkisian	-167	3,437	3,270
1994	John Walsh	-239	3,712	3,473
1993	John Walsh	-307	3,727	3,420
1992	Ryan Hancock	-49	2,635	2,586
1991	Ty Detmer#	-30	4,031	4,001
1990	Ty Detmer*	-166	5,188	5,022
1989	Ty Detmer*	-127	4,560	4,433
1988	Sean Covey	-82	2,607	2,525
1987	Bob Jensen	84	1,833	1,917
1986	Steve Lindsley	-90	2,247	2,157
1985	Robbie Bosco*	-132	4,273	4,141
1984	Robbie Bosco#	57	3,857	3,932
1983	Steve Young#	444	3,902	4,346
1982	Steve Young*	407	3,100	3,507
1981	Jim McMahon#	-97	3,555	3,458
1980	Jim McMahon#	56	4,571	4,627
1979	Marc Wilson#	-140	3,720	3,580
1978	Marc Wilson	85	1,499	1,584
1977	Marc Wilson*	20	2,418	2,438
1976	Gifford Nielsen*	-273	3,192	2,919
1975	Gifford Nielsen	-144	1,471	1,327
1974	Gary Sheide	-165	2,174	2,009
1973	Gary Sheide	-7	2,350	2,343
1972	VanValkenburg	1,386	32	1,418
1971	VanValkenburg	601	83	684
1970	Rick Jones	-112	851	739
1969	Marc Lyons	-83	1,297	1,214
1968	Marc Lyons	-99	735	636
1967	Marc Lyons	137	1,313	1,450
1966	Virgil Carter#	363	2,182	2,545
1965	Virgil Carter*	474	1,789	2,263
1964	Virgil Carter	38	1,154	1,542
1963	Phil Brady	318	130	448
1962	Eldon Fortie*	1,149	814	1,963
1961	Eldon Fortie	422	469	891
1960	Bud Belnap	256	285	541
1959	LeGrand Young	423	0	423
1958	Weldon Jackson	698	0	698
1957	Weldon Jackson	605	0	605
1956	Carroll Johnston	39	986	1,025
1955	Phil Oyler	366	15	381
1954	Ron Bean	4	437	441
1953	LaVon Satterfield	114	568	682
1952	Reed Stolorworthy	436	0	436

SCORING

YR.	PLAYER	TD	PAT	FG	PTS
2014	Trevor Samson	0	62	12	98
2013	Justin Sorensen	0	45	21	108
2012	Jamaal Williams	13	0	0	78
2011	Justin Sorensen	0	48	15	93
2010	Mitch Payne	0	37	17	88
2009	Mitch Payne	0	59	10	89
2008	Harvey Unga	15	1	0	92
2007	Harvey Unga	17	0	0	102
2006	Jared McLaughlin*	0	58	14	100



2005	Curtis Brown	16	1	0	98
2004	Matt Payne	0	30	15	75
2003	Matt Payne	0	20	14	62
2002	Matt Payne	0	27	13	66
2001	Luke Staley#	28	1	0	170
2000	Owen Pochman	0	29	19	86
1999	Owen Pochman	0	36	18	90
1998	Owen Pochman	0	41	20	101
1997	Brian McKenzie	12	0	0	72
1996	Ethan Pochman	0	63	20	123
1995	Bill Hansen	0	33	10	63
1994	Jamal Willis	14	0	0	84
1993	Joe Herrick	0	46	10	76
1992	David Lauder	0	42	13	81
1991	Eric Drage	10	0	0	60
1990	Earl Kauffman	0	55	12	91
1989	Jason Chaffetz	0	53	10	83
1988	Matt Bellini	11	0	0	66
1987	Leonard Chitty	0	32	18	86
1986	Leonard Chitty	0	32	16	80
1985	Mark Bellini	14	0	0	84
1984	Lakei Heimuli	14	0	0	84
1984	Lee Johnson	0	43	13	74
1983	Lee Johnson*	0	52	11	85
1982	Kurt Gunther*	0	41	11	74
1981	W. Hamilton*	16	0	0	96
1980	Clay Brown*	15	0	0	90
1979	Brent Johnson*	0	52	10	82
1978	Bill Ring	11	0	0	66
1977	Dev Duke*	0	46	9	73
1976	Dave Taylor*	0	34	15	79
1975	Jeff Blanc	11	0	0	66
1974	Jeff Blanc*	10	0	0	60
1973	Dev Duke	0	29	8	53
1972	VanValkenburg	14	0	0	84
1971	P. VanValkenburg	8	0	0	48
1970	Joe Liljenquist	0	9	11	42
1969	Joe Liljenquist	0	21	7	42
1968	Dave Swanson	6	6	0	44
1967	Dennis Patera	0	29	11	62
1966	Virgil Carter	9	1	0	56
1965	Phil Odle*	11	0	0	66
1964	Virgil Carter	5	1	0	32
1963	Frank Baker	0	8	5	23
1962	Eldon Fortie*	14	4	0	86
1961	Paul Allen	9	4	0	58
1960	Jack Gifford	3	0	0	18
1959	Jack Gifford	5	2	0	32
1958	Nyle McFarlane	6	3	0	42
1957	Steve Campora	3	1	0	19
1956	Steve Campora	4	0	0	24
1955	LeGrand Young	3	1	0	19
1954	Phil Oyler	3	0	0	18
1953	Dick Felt	5	0	0	30
1952	Dick Felt	7	0	0	42

PUNTING

YR.	PLAYER	NO	YARDS	AVG
2014	Scott Arellano	69	3,106	45.0
2013	Scott Arellano	80	3,279	41.0
2012	Riley Stephenson	59	2,681	45.4
2011	Riley Stephenson	47	1,985	42.2
2010	Riley Stephenson	52	2,182	42.0
2009	Riley Stephenson	42	1,733	41.3
2008	CJ Santiago	41	1,712	41.8
2007	CJ Santiago	62	2,459	39.7
2006	Derek McLaughlin	40	1,636	40.9
2005	Derek McLaughlin	48	1,922	40.0
2004	Matt Payne	62	2,808	45.3
2003	Matt Payne	78	3,433	44.0

2002	Matt Payne	51	2,429	47.6
2001	Aaron Edmonds	46	1,831	39.8
2000	Aaron Edmonds	67	2,924	43.6
1999	Jesse Sowards	51	2,227	43.7
1998	J.D. Hartsfield	65	2,622	40.3
1997	J.D. Hartsfield	65	2,685	41.3
1996	Alan Boardman	44	1,920	43.6
1995	Alan Boardman	47	1,934	41.2
1994	Alan Boardman	57	2,377	41.7
1993	Alan Boardman	56	2,405	43.0
1992	Brad Hunter	29	1,380	47.6
1991	Earl Kauffman	47	1,875	39.9
1990	Earl Kauffman*	42	1,818	43.3
1989	Earl Kauffman	44	1,848	42.0
1988	Pat Thompson*	49	2,195	44.8
1987	Pat Thompson*	71	3,077	43.3
1986	Pat Thompson	57	2,364	41.5
1985	Kevin Towle	53	2,185	41.2
1984	Lee Johnson	57	2,593	45.5
1983	Lee Johnson*	24	1,215	50.6
1982	Mike Mees*	40	1,825	45.6
1981	Mike Mees	57	2,330	40.9
1980	Clay Brown	39	1,555	39.9
1979	Clay Brown#	43	1,950	45.3
1978	Jim McMahon	41	1,600	39.0
1977	Jim McMahon	55	2,161	39.3
1976	David Lowry	64	2,462	38.5
1975	Mark Giles	43	1,707	39.7
1974	Mark Giles	60	2,165	36.1
1973	Mark Giles	58	2,248	39.4
1972	Doug Coon	66	2,500	37.9
1971	Joe Liljenquist	69	2,748	39.8
1970	Joe Liljenquist	37	1,489	40.3
1969	Rich Adams	83	3,239	39.0
1968	Rich Adams	81	3,273	40.9
1967	Rich Adams	37	1,530	41.4
1966	Ben Laverty	32	1,255	39.2
1965	Ben Laverty	52	2,008	38.6
1964	Barry Corchnoy	40	1,501	37.5
1963	Barry Corchnoy	55	2,159	39.3
1962	Bill Wright	41	1,498	36.5
1961	Bill Wright	46	1,862	40.5
1960	Ron Jacobson	34	1,382	39.0
1959	Gary Dunn*	39	1,748	44.8
1958	Gary Dunn	21	828	39.4
1957	Carroll Johnston	50	1,730	34.6
1956	Carroll Johnston	26	977	37.4
1955	D. Overstreet	15	543	36.2
1954	D. Overstreet	14	617	44.1
1953	Dick Felt	27	958	35.5
1952	Udell Westover	40	1,619	40.5

TACKLES

YR.	PLAYER	TOTAL	UA	ASST	TFL
2014	Skye PoVey	78	55	23	4.0
2013	Uani 'Unga	143	61	82	7.5
2012	Brandon Ogletree	102	50	52	13.5
2011	Brandon Ogletree	78	40	36	4.0
2010	Andrew Rich	110	63	47	7.5
2009	Andrew Rich	85	51	34	3.5
2008	Matt Bauman	108	50	58	8.5
2007	Kelly Poppinga	113	46	67	7.5
2006	Cameron Jensen	107	57	50	9.5
2005	Cameron Jensen	84	44	40	6
2004	Cameron Jensen	103	49	54	12
2003	Aaron Francisco	116	57	59	5.5
2002	Paul Walkenhorst	107	47	60	15
2001	Justin Ena	101	64	37	11
2000	Justin Ena	107	49	58	10

1999	Jared Lee	96	67	29	4
1998	Rob Morris	147	114	33	16
1997	Rob Morris	110	61	49	8.5
1996	Shay Muirbrook	97	60	37	8
1995	Eddie Sampson	105	43	62	1.5
1994	Shay Muirbrook	102	41	61	5
1993	Nathan Hall	72	30	42	4
1992	Shad Hansen	101	47	54	5
1991	Shad Hansen	193	63	130	4
1990	Rocky Biegel	99	26	73	1
1989	Bob Davis	137	38	99	2.5
1988	Bob Davis	148	80	68	4
1987	Troy Long	122	60	62	7
1986	J.C. VonColln	102	49	53	7
1985	Kurt Gouveia	98	57	41	7
1984	Cary Whittingham	147	51	96	0
1983	Marv Allen	118	39	79	1
1982	David Aupiu	119	61	58	0
1981	Kyle Whittingham	132	54	78	16
1980	Glen Redd	148	57	91	2
1979	Gary Kama	139	61	78	15
1978	Rod Wood	157	26	131	6
1977	Rod Wood	107	26	81	6

INTERCEPTIONS

YR.	PLAYER	NO	YARDS	TDLONG
2014	PoVey, Fua, Nacua all tied with two			
2013	Van Noy, D. Sorensen, Daniel, Fua, C. Bills all with two			
2012	Daniel Sorensen	3	27	0 26
2011	Travis Uale/Kyle Van Noy	3	10/79	0 10/43
2010	Andrew Rich	5	69	0 32
2009	Scott Johnson/Andrew Rich	4	57/91	0 56/52
2008	David Nixon	3	21	1 19
2007	Kehl/Hodgkiss/Gooch/Buchanan all with three			
2006	Justin Robinson	4	69	1 64
2005	Justin Luetterodt	3	54	0 28
2004	Micah Alba	3	24	0 24
2003	Aaron Francisco	3	42	0 36
2002	K.Neilson/B. Heaney	3	50/6	0 50/5
2001	Jernaro Gilford	6	131	0 62
2000	Tyson Smith	4	57	0 27
1999	Jared Lee	4	88	0 60
1998	Jason Walker	6	46	0 24
1997	Ben Cook/Tyler Nelson	2	0	0 0
1996	Omarr Morgan	4	-4	0 0
1995	Eddie Sampson	5	31	0 27
1994	Patrick Mitchell	3	4	0 4
1993	Jack Damuni	3	7	0 7
1992	Derwin Gray	5	13	0 13
1991	Derwin Gray/Josh Arnold	3	33/0	1/0 23/2
1990	Derwin Gray	6	57	1 30
1989	Brian Mitchell	5	112	1 97
1988	Rodney Rice	6	103	1 70
1987	Rodney Rice/Troy Long	6	51/37	1/0 31/25
1986	Jeff Wilcox	7	110	0 27
1985	Rodney Thomas	5	51	0 51
1984	Mark Allen/Marv Allen	4	32/7	0/0 22/7
1983	Jon Young	6	35	0 22
1982	Walker/Holmoe/Peterson	3	3/10	0 6/8
1981	Dave McKee	4	57	
1980	Tom Holmoe	7	28	
1979	Schoepflin/Redd	5	69/53	
1978	Ron Velasco	3	30	
1977	Bob Prested	5	78	
1976	Tony Hernandez	6	79	
1974	Mike Russell	6	137	
1973	Mike Russell	6	112	
1972	Dave Atkinson	8	88	
1971	Dave Atkinson	9	120	93
1970	*Dan Hansen	8	108	
1969	Paul Sutorius	6	55	

1968	Larry Echohawk	5	52
1967	Bobby Roberts	7	96
1966	*Bobby Roberts	7	87
1965	Bobby Roberts	4	33
1964	Kent Oborn	2	37
1963	(Five-way tie)	1	
1962	*Gene Frantz	9	133
1961	(Several)	1	
1960	Mike Brady	3	17
1959	(Five-way tie)	1	
1958	H. Ringwood/W. Startin	2	32/22
1957	Carroll Johnston	7	89

SACKS

YR.	PLAYER	NO.
2014	Bronson Kaufusi	7
2013	Van Noy, Kaufusi	4
2012	Kyle Van Noy	13
2011	Kyle Van Noy	7
2010	Vic So'oto	5
2009	Jan Jorgensen	6
2008	Jan Jorgensen	5
2007	Jan Jorgensen*	13.5
2006	Hala Paongo	5
2005	Justin Maddox	7
2004	Brady Poppinga	6
	Shaun Nua	6
2003	Brady Poppinga	6
2002	Brady Poppinga	8
2001	Ryan Denney	7
2000	Setema Gali	10
1999	Byron Frisch	8
1998	Rob Morris	6
1997	Byron Frisch	9
1996	Shay Muirbrook	9
1995	Matt Redden	6.5
1994	Randy Brock	8
1993	Randy Brock	4
1992	Randy Brock	10
1991	Scott Giles	8
1990	Alema Fitisemanu	11
1989	Chad Robinson	9
1988	Duane Johnson	5.5
1987	David Futrell	11
1986	Shawn Knight	16
1985	Jason Buck	11.5
1984	Ladd Akeo	8
1983	Jim Herrmann	16
1982	Brandon Flint	8
	Chuck Ehin	8
1981	Brandon Flint	13
1980	Glen Titensor	13
1979	Rob Buchanan	8
1978	Ross Varner	7
1977	Mat Mendenhall	11
1976	Mekeli Ieremia	17
1975	Stan Varner	5
1974	Stan Varner	14

#Led Nation

*Led Conference



YEAR-BY-YEAR RESULTS (^ Neutral, (H) Homecoming, (B) Bowl game)

BYU has a record of 546-398-26 (.576). The Cougars have had just 13 head coaches in nearly a century of football as they enter the 91st season of play. (BYU did not play football for three years (1943-45) during World War II.) Since 1972, when LaVell Edwards took the helm of BYU football, the Cougars have have fifth most wins of any team in college football to date.

YEAR	RECORD	COACH
1922	1-5	Twitchell
1923	2-5	Twitchell
1924	2-3-1	Twitchell
1925	3-3	Hart
1926	1-5-1	Hart
1927	2-4-1	Hart
1928	3-3-1	Romney
1929	5-3	Romney
1930	5-2-4	Romney
1931	4-4	Romney
1932	8-1	Romney
1933	5-4	Romney
1934	4-5	Romney
1935	4-4	Romney
1936	4-5	Romney
1937	6-3	Kimball
1938	4-3-1	Kimball
1939	5-2-2	Kimball
1940	2-4-2	Kimball
1941	4-3-2	Kimball
1942	2-5	Millet
1946	5-4-1	Kimball
1947	3-7	Kimball
1948	5-6	Kimball
1949	0-11	Atkinson
1950	4-5-1	Atkinson
1951	6-3-1	Atkinson
1952	4-6	Atkinson
1953	2-7-1	Atkinson
1954	1-8	Atkinson
1955	1-9	Atkinson
1956	2-7-1	Kopp
1957	5-3-2	Kopp
1958	6-4	Kopp
1959	3-7	Stevens
1960	3-8	Stevens
1961	2-8	Mitchell
1962	4-6	Mitchell
1963	2-8	Mitchell

continued on next page

1922 Record: 1-5
Rocky Mountain Conference (8th)
Coach: Alvin Twitchell

DATE	OPPONENT	RESULT
10/7	Utah State	L, 41-3
10/14	at Utah	L, 49-0
10/24	Colo. Mines (H)	L, 47-0
11/14	Wyoming	W, 7-0
11/25	at Colo. A&M	L, 33-0
11/30	at Wyoming	L, 13-0

1923 Record: 2-5
Rocky Mountain Conference (T-7th)
Coach: Alvin Twitchell

DATE	OPPONENT	RESULT
9/29	Montana State	W, 16-15
10/13	at Colo. A&M	L, 14-6
10/20	at Colorado	L, 41-0
10/27	Utah	L, 15-0
11/3	Western State	W, 19-0
11/12	at Utah State	L, 40-0
11/29	at Colo. College	L, 31-6

1924 Record: 2-3-1
Rocky Mountain Conference
Coach: Alvin Twitchell

DATE	OPPONENT	RESULT
10/3	at Colo. College	W, 3-0
10/11	at Montana St.	L, 13-0
10/25	at Utah	L, 35-0
11/7	Utah St. (H)	L, 14-0
11/11	at Western St.	W, 26-13
11/15	at Colo. Mines	T, 0-0

1925 Record: 3-3
Rocky Mountain Conference (T-6th)
Coach: C.J. Hart

DATE	OPPONENT	RESULT
10/10	at Colo. A&M	L, 21-0
10/17	Colo. Coll. (H)	W, 7-6
10/24	at Utah State	L, 14-0
10/31	Utah	L, 27-0
11/7	Western State	W, 39-7
11/21	Montana State	W, 16-7

1926 Record: 1-5-1
Rocky Mountain Conference (9th)
Coach: C.J. Hart

DATE	OPPONENT	RESULT
10/2	UC Davis	L, 17-0
10/9	at Colo. Teachers	L, 12-6
10/15	Utah State (H)	T, 0-0
10/23	at Western State	W, 30-0
11/6	at Montana State	L, 27-0
11/13	at Utah	L, 40-7
11/20	Colorado A&M	L, 19-6

1927 Record: 2-4-1
Rocky Mountain Conference (7th)
Coach: C.J. Hart

DATE	OPPONENT	RESULT
10/8	at Colo. A&M	L, 29-0
10/15	at UC Davis	T, 0-0
10/22	Col. Teachers (H)	L, 21-7
10/29	at Utah State	L, 22-0
11/5	Western State	W, 60-0
11/12	Utah	L, 20-0
11/19	Colorado Mines	W, 38-19

1928 Record: 3-3-1
Rocky Mountain Conference (10th)
Coach: G. Ott Romney

DATE	OPPONENT	RESULT
9/29	College of Idaho	W, 9-6
10/6	UC Davis	W, 7-6
10/13	at Colo. A&M	L, 15-6
10/20	at Western St.	W, 46-0
10/27	Utah State	L, 10-0
11/3	at Montana St.	L, 19-7
11/17	at Utah	T, 0-0

1929 Record: 5-3
Rocky Mountain Conference (4th)
Coach: G. Ott Romney

DATE	OPPONENT	RESULT
9/28	at Nevada	W, 10-7
10/5	at Calif. Davis	L, 19-0
10/12	Montana State	L, 13-12
10/18	^ Utah St.	W, 7-6
10/26	Western State	W, 33-12
11/2	at Utah	L, 45-13
11/11	Colo. St. Teachers	W, 25-13
11/23	Wyoming	W, 40-0

1930 Record: 5-2-4
Rocky Mountain Conference (3rd)
Coach: G. Ott Romney

DATE	OPPONENT	RESULT
9/27	Wyoming	W, 19-12
10/4	Nevada	T, 6-6
10/11	at Colo. Teachers	T, 7-7
10/18	at Utah	L, 24-7
10/25	at Western St.	W, 25-0
11/1	^ Utah St.	W, 39-14
11/8	at Mt. St. Charles	T, 13-13
11/15	Montana St. (H)	W, 19-6
11/22	at Regis	W, 18-6
11/27	at College of Idaho	T, 13-13
12/10	at Hawai'i	L, 49-13

1931 Record: 4-4
Rocky Mountain Conference (7th)
Coach: G. Ott Romney

DATE	OPPONENT	RESULT
9/18	^ UAY All-Stars	W, 7-3
9/25	at San Francisco	L, 25-0
10/3	at Nevada	W, 18-14
10/17	at Utah	L, 43-0
10/24	Western State	W, 31-0
10/31	at Colo. Teachers	L, 6-0
11/7	^ Utah State	W, 6-0
11/13	Wyoming (H)	L, 13-7

1932 Record: 8-1
Rocky Mountain Conference (2nd)
Coach: G. Ott Romney

DATE	OPPONENT	RESULT
9/23	^ Montana State	W, 6-0
10/1	at Western State	W, 28-6
10/7	at Occidental	W, 46-0
10/15	at Utah	L, 29-0
10/22	Colo. St. Teachers	W, 20-2
10/29	at Wyoming	W, 25-0
11/4	at Idaho State	W, 32-0
11/19	Utah State	W, 18-6
11/24	^ South Dakota	W, 13-7

YEAR-BY-YEAR RESULTS (continued)

1933 Record: 5-4
Rocky Mountain Conference (5th)
Coach: G. Ott Romney

DATE	OPPONENT	RESULT
9/23	at U.S. Marines	L, 21-0
9/30	Montana State	W, 25-0
10/6	at Colo. Teachers	W, 6-2
10/14	at Utah	L, 21-6
10/21	at Western State	W, 13-0
11/4	at Denver	L, 6-0
11/11	at Colo. College	W, 25-0
11/18	at Utah State	L, 14-0
11/30	Wyoming	W, 6-3

1934 Record: 4-5
Rocky Mountain Conference (7th)
Coach: G. Ott Romney

DATE	OPPONENT	RESULT
9/22	^ Montana State	W, 20-6
9/29	Occidental	W, 32-7
10/6	at Wyoming	L, 7-0
10/13	at Utah	L, 43-0
10/20	^ Colorado	L, 48-6
10/26	Montana State	W, 16-7
11/3	Utah State	L, 15-0
11/10	at Colo. College	W, 34-0
11/17	at Denver	L, 24-6

1935 Record: 4-4
Rocky Mountain Conference (T-6th)
Coach: G. Ott Romney

DATE	OPPONENT	RESULT
9/28	at Montana State	L, 7-0
10/12	Colo. St. Teachers	W, 19-3
10/19	Colorado College	L, 13-12
10/26	at Wyoming	W, 13-6
11/2	Utah	L, 32-0
11/9	at Western State	W, 21-2
11/16	at Utah State	L, 27-0
11/23	at Arizona State	W, 13-0

1936 Record: 4-5
Rocky Mountain Conference (6th)
Coach: G. Ott Romney

DATE	OPPONENT	RESULT
9/25	at Arizona	L, 32-6
10/3	Montana State	W, 19-0
10/9	at Colo. Teachers	W, 33-0
10/17	Utah State	L, 13-0
10/31	at Utah	L, 18-0
11/7	Western State	W, 26-12
11/14	at Denver	L, 35-7
11/21	Wyoming	W, 32-7
11/28	at Colo. College	L, 6-0

1937 Record: 6-3
Rocky Mountain Conference (T-2nd)
Coach: Eddie Kimball

DATE	OPPONENT	RESULT
9/25	Colo. St. Teachers	W, 7-0
10/2	at Utah	L, 14-0
10/9	California Davis	W, 34-0
10/16	at Colorado	L, 14-0
10/23	at Portland	L, 13-10
10/30	Western State	W, 21-0
11/6	at Wyoming	W, 19-0
11/13	at Utah St.	W, 54-10
11/20	Montana State	W, 19-0

1938 Record: 4-3-1
Mountain States Conference (2nd)
Coach: Eddie Kimball

DATE	OPPONENT	RESULT
9/24	Northern Arizona	W, 19-0
9/30	at Denver	W, 20-0
10/8	Wyoming	W, 24-13
10/15	at Utah	T, 7-7
10/22	Portland	L, 6-3
11/5	Utah State	L, 3-0
11/12	at Colorado	L, 8-0
11/19	at Colo. A&M	W, 20-12

1939 Record: 5-2-2
Mountain States Conference (4th)
Coach: Eddie Kimball

DATE	OPPONENT	RESULT
9/23	at Northern Ariz.	W, 25-0
10/7	Colorado A&M	W, 13-12
10/14	Utah	L, 35-13
10/21	at Nevada	W, 7-0
10/27	at Western State	W, 18-6
11/4	at Denver	W, 21-18
11/11	at Utah State	T, 0-0
11/18	Colorado	L, 12-6
11/25	at Wyoming	T, 7-7

1940 Record: 2-4-2
Mountain States Conference (4th)
Coach: Eddie Kimball

DATE	OPPONENT	RESULT
9/27	Nevada	T, 6-6
10/5	at Utah	L, 12-6
10/11	Wyoming	W, 20-0
10/18	at Texas Tech	L, 21-12
11/2	Utah State	W, 12-7
11/9	Denver	L, 9-0
11/16	at Colorado	L, 25-2
11/23	at Colo. A&M	T, 13-13

1941 Record: 4-3-2
Mountain States Conference (2nd)
Coach: Eddie Kimball

DATE	OPPONENT	RESULT
9/26	Montana St.	L, 20-7
10/3	Western State	W, 26-0
10/10	at Denver	W, 13-7
10/18	at Utah	T, 6-6
10/24	at San Francisco	L, 25-13
11/1	at Utah State	W, 28-0
11/8	at Wyoming	W, 23-7
11/15	Colorado	T, 13-13
11/22	Colorado A&M	L, 22-7

1942 Record: 2-5
Mountain States Conference (T-6th)
Coach: Floyd Millet

DATE	OPPONENT	RESULT
9/26	at Montana	W, 12-6
10/2	Wyoming	L, 13-6
10/10	at Utah	W, 12-7
10/16	Fort Douglas	L, 24-13
10/31	Utah State	L, 9-6
11/7	Denver	L, 26-6
11/14	at Colorado	W, 48-0

1943-45
No football during WWII

YEAR	RECORD	COACH
1964	3-6-1	Hudspeth
1965	6-4	Hudspeth
1966	8-2	Hudspeth
1967	6-4	Hudspeth
1968	2-8	Hudspeth
1969	6-4	Hudspeth
1970	3-8	Hudspeth
1971	5-6	Hudspeth
1972	7-4	Edwards
1973	5-6	Edwards
1974	7-4-1	Edwards
1975	6-5	Edwards
1976	9-3	Edwards
1977	9-2	Edwards
1978	9-4	Edwards
1979	11-1	Edwards
1980	12-1	Edwards
1981	11-2	Edwards
1982	8-4	Edwards
1983	11-1	Edwards
1984	13-0	Edwards
1985	11-3	Edwards
1986	8-5	Edwards
1987	9-4	Edwards
1988	9-4	Edwards
1989	10-3	Edwards
1990	10-3	Edwards
1991	8-3-2	Edwards
1992	8-5	Edwards
1993	6-6	Edwards
1994	10-3	Edwards
1995	7-4	Edwards
1996	14-1	Edwards
1997	6-5	Edwards
1998	9-5	Edwards
1999	8-4	Edwards
2000	6-6	Edwards
2001	12-2	Crowton
2002	5-7	Crowton
2003	4-8	Crowton
2004	5-6	Crowton
2005	6-6	Mendenhall
2006	11-2	Mendenhall
2007	11-2	Mendenhall
2008	10-3	Mendenhall
2009	11-2	Mendenhall
2010	7-6	Mendenhall
2011	10-3	Mendenhall
2012	8-5	Mendenhall
2013	8-5	Mendenhall
2014	8-5	Mendenhall
TOTAL	546-398-26 (.576)	



YEAR-BY-YEAR RESULTS (continued) (^ Neutral, (H) Homecoming, (B) Bowl)

1946 Record: 5-4-1
Mountain States Conference (4th)
Coach: Eddie Kimball

DATE	OPPONENT	RESULT
9/21	Western State	W, 13-2
9/28	at Montana State	L, 13-12
10/4	at Denver	L, 26-13
10/12	Utah	L, 35-6
10/19	Denver	W, 10-7
10/25	at San Jose St.	L, 14-0
11/2	Wyoming	W, 6-3
11/9	at Utah State	T, 0-0
11/16	at Colorado A&M	W, 20-6
11/22	at Texas El-Paso	W, 14-13

1947 Record: 3-7
Mountain States Conference (7th)
Coach: Eddie Kimball

DATE	OPPONENT	RESULT
9/20	Western State	W, 45-0
9/26	Montana State	W, 19-14
10/4	at Wyoming	L, 12-7
10/11	at Utah	L, 28-6
10/18	at Colorado	L, 9-7
10/25	Utah State (H)	W, 27-12
11/1	at Denver	L, 20-6
11/8	San Jose State	L, 28-19
11/15	Colorado A&M	L, 27-25
11/22	at San Diego St.	L, 32-7

1948 Record: 5-6
Mountain States Conference (5th)
Coach: Eddie Kimball

DATE	OPPONENT	RESULT
9/18	San Diego State	W, 14-6
9/24	Pepperdine	W, 13-0
10/1	Pacific Fleet	L, 9-7
10/9	Utah	L, 30-0
10/15	at Texas El-Paso	L, 34-20
10/23	at Utah State	L, 20-7
10/30	Montana (H)	W, 26-20
11/5	at San Jose State	L, 21-6
11/13	at Colorado A&M	L, 20-0
11/20	Wyoming	W, 15-14
11/26	at Arizona State	W, 27-25

1949 Record: 0-11
Mountain States Conference (6th)
Coach: Chick Atkinson

DATE	OPPONENT	RESULT
9/17	Texas Western	L, 47-6
9/23	Pacific Fleet	L, 27-13
10/1	San Jose State	L, 40-21
10/8	at Utah	L, 38-0
10/15	at Arizona State	L, 49-21
10/22	at Denver	L, 35-7
10/29	at Wyoming	L, 45-0
11/5	Utah State (H)	L, 22-3
11/11	Colorado A&M	L, 16-14
11/19	at Montana	L, 25-6
11/26	at Pepperdine	L, 28-14

1950 Record: 4-5-1
Mountain States Conference (5th)
Coach: Chick Atkinson

DATE	OPPONENT	RESULT
9/16	at Idaho State	W, 14-13
9/23	Arizona State	L, 41-13
9/29	Pepperdine	W, 28-27
10/7	Utah	T, 28-28
10/14	at Colorado A&M	L, 27-14
10/21	at Denver	L, 42-3
11/4	at Utah State	W, 34-13
11/11	Wyoming (H)	L, 48-0
11/17	at Montana	W, 25-6
11/25	Fort Hood	W, 28-4

1951 Record: 6-3-1
Mountain States Conference (5th)
Coach: Chick Atkinson

DATE	OPPONENT	RESULT
9/14	Idaho State	W, 27-7
9/22	Western State	W, 67-7
9/24	Hawaii	W, 20-7
10/6	at Utah	L, 7-6
10/20	Wyoming	T, 20-20
10/27	at Denver	L, 56-6
11/3	Colorado A&M (H)	W, 21-16
11/10	Utah State	W, 28-27
11/17	at New Mexico	L, 34-0
11/24	at Pepperdine	W, 20-0

1952 Record: 4-6
Mountain States Conference (5th)
Coach: Chick Atkinson

DATE	OPPONENT	RESULT
9/19	San Diego NAS	W, 14-7
9/27	New Mexico	W, 14-10
10/4	at Montana	W, 28-7
10/11	at Utah	L, 34-6
10/25	Denver (H)	W, 14-13
11/1	Wyoming	L, 24-13
11/8	at San Jose State	L, 44-27
11/15	at Utah State	L, 27-26
11/22	at Colorado A&M	L, 27-6
11/29	at Arizona State	L, 47-6

1953 Record: 2-7-1
Mountain States Conference (T-7th)
Coach: Chick Atkinson

DATE	OPPONENT	RESULT
9/19	Montana	W, 27-13
9/25	San Jose State	L, 28-23
10/3	at New Mexico	T, 12-12
10/10	at Idaho	W, 20-14
10/16	Utah State	L, 14-7
10/23	at Denver	L, 27-19
10/31	at Wyoming	L, 27-0
11/7	Colorado A&M (H)	L, 34-12
11/14	at Arizona State	L, 26-18
11/26	at Utah	L, 33-32

1954 Record: 1-8
Mountain States Conference (8th)
Coach: Chick Atkinson

DATE	OPPONENT	RESULT
9/18	New Mexico	L, 21-12
9/24	Arizona State	L, 28-19
10/2	at Colorado A&M	L, 14-13
10/9	Utah	L, 12-7
10/23	Montana (H)	W, 19-7
10/30	at Utah State	L, 45-13
11/6	Denver	L, 20-0
11/13	Wyoming	L, 34-13
11/20	at Idaho	L, 7-0

1955 Record: 1-9
Mountain States Conference (8th)
Coach: Chick Atkinson

DATE	OPPONENT	RESULT
9/17	at Oregon State	L, 33-0
9/24	Los Angeles State	W, 33-0
10/1	at Montana	L, 27-13
10/8	at Utah	L, 41-9
10/21	at Denver	L, 33-0
10/29	at Woming	L, 14-6
11/5	Utah State (H)	L, 47-21
11/11	Idaho	L, 49-6
11/19	Colorado A&M	L, 35-0
11/26	at New Mexico	L, 21-16

1956 Record: 2-7-1
Mountain States Conference (7th)
Coach: Hal Kopp

DATE	OPPONENT	RESULT
9/15	at Wichita State	L, 13-0
9/22	Fresno State	L, 26-13
9/29	at Colorado A&M	T, 0-0
10/5	Utah	L, 41-6
10/20	at Montana	L, 21-14
10/27	at Utah State	L, 33-7
11/3	New Mexico (H)	W, 33-12
11/10	at Denver	L, 58-34
11/17	Wyoming	L, 7-6
11/24	^ Air Force	W, 34-21

1957 Record: 5-3-2
Mountain States Conference (2nd)
Coach: Hal Kopp

DATE	OPPONENT	RESULT
9/21	at Arizona	T, 14-14
9/28	at Kansas State	L, 36-7
10/4	Montana	W, 20-7
10/12	at Utah	L, 27-0
10/19	at Woming	T, 0-0
10/26	Denver (H)	W, 26-6
11/2	Utah State	W, 14-0
11/9	at Fresno State	L, 27-14
11/23	Colorado State	W, 26-9
11/30	at New Mexico	W, 14-12

YEAR-BY-YEAR RESULTS (continued)

1958 Record: 6-4
Mountain States Conference (3rd)
Coach: Hal Kopp

DATE	OPPONENT	RESULT
9/20	Fresno State	W, 29-7
9/27	at Utah	W, 14-7
10/4	at Colorado State	L, 32-6
10/11	at Pacific	L, 26-8
10/18	North Texas State	L, 12-6
10/25	at Montana	L, 41-12
11/1	at Utah State	W, 13-6
11/8	New Mexico (H)	W, 36-19
11/15	at Denver	W, 22-7
11/22	Wyoming	L, 22-14

1959 Record: 3-7
Skyline Conference (T-5th)
Coach: Tally Stevens

DATE	OPPONENT	RESULT
9/19	at Arizona	W, 18-14
9/26	at Fresno State	L, 27-16
10/3	Montana	L, 12-0
10/9	at Utah	L, 20-8
10/17	at Wyoming	L, 21-6
10/24	Denver (H)	L, 14-7
10/31	Utah State	W, 18-0
11/7	at New Mexico	L, 21-6
11/14	at Arizona State	L, 21-8
11/21	Colorado State	L, 14-13

1960 Record: 3-8
Skyline Conference (5th)
Coach: Tally Stevens

DATE	OPPONENT	RESULT
9/16	Cal Poly	W, 34-14
9/23	at San Jose State	L, 21-8
10/1	at Colorado State	L, 8-7
10/7	at Utah	L, 17-0
10/15	Arizona State (H)	L, 31-0
10/22	at Montana	W, 7-6
10/29	at Utah State	L, 34-0
11/5	New Mexico	L, 27-15
11/12	at Denver	W, 19-6
11/19	Wyoming	L, 30-6
11/25	at Hawaii	L, 13-6

1961 Record: 2-8
Skyline Conference (T-5th)
Coach: Hal Mitchell

DATE	OPPONENT	RESULT
9/16	San Jose State	L, 14-13
9/23	at West Texas St.	L, 55-9
9/30	at North Texas St.	L, 41-30
10/7	Montana	W, 7-6
10/14	at Utah	L, 21-20
10/21	at Wyoming	L, 36-8
11/4	Utah State (H)	L, 31-8
11/11	Colorado State	W, 30-16
11/18	at Oregon State	L, 35-0
11/25	at New Mexico	L, 34-6

1962 Record: 4-6
Western Athletic Conference (T-2nd)
Coach: Hal Mitchell

DATE	OPPONENT	RESULT
9/15	at Pacific	L, 26-7
9/22	at Arizona	L, 27-21
9/29	George Wash.	L, 13-12
10/6	at Colorado State	W, 28-7
10/13	Utah	L, 35-20
10/20	at Montana	W, 27-0
10/27	at Utah State	L, 27-21
11/3	New Mexico (H)	W, 27-0
11/10	at W. Michigan	L, 28-20
11/17	Wyoming	W, 14-7

1963 Record: 2-8
Western Athletic Conference (5th)
Coach: Hal Mitchell

DATE	OPPONENT	RESULT
9/21	at Kansas State	L, 24-7
9/28	at Arizona	L, 33-7
10/5	Montana	W, 27-0
10/12	at Utah	L, 15-6
10/19	at Wyoming	L, 41-13
11/2	Utah State (H)	L, 26-0
11/9	at George Wash.	L, 23-6
11/16	at Pacific	L, 14-0
11/23	Colorado State	W, 24-20
11/30	at New Mexico	L, 26-0

1964 Record: 3-6-1
Western Athletic Conference (5th)
Coach: Tom Hudspeth

DATE	OPPONENT	RESULT
9/19	at Oregon	L, 20-13
9/26	at Arizona	L, 39-6
10/2	New Mexico	L, 26-14
10/10	at Colorado State	L, 7-6
10/17	Pacific	W, 21-0
10/24	at Texas El-Paso	T, 18-18
10/31	Utah State (H)	W, 28-14
11/7	at Utah	L, 47-13
11/14	Western Michigan	W, 43-8
11/21	Wyoming	L, 31-11

1965 Record: 6-4
Western Athletic Conference (1st)
Coach: Tom Hudspeth

DATE	OPPONENT	RESULT
9/18	at Arizona State	W, 24-6
9/24	Kansas State	W, 21-3
10/2	at Oregon	L, 27-14
10/8	San Jose State	W, 34-7
10/23	at Wyoming	L, 34-6
10/30	at Utah State	L, 34-21
11/6	Utah (H)	W, 25-20
11/13	Colorado State	L, 36-22
11/20	at Arizona	W, 20-3
11/27	at New Mexico	L, 42-8

1966 Record: 8-2
Western Athletic Conference (T-2nd)
Coach: Tom Hudspeth

DATE	OPPONENT	RESULT
9/24	at San Jose State	W, 19-9
9/30	Colorado State	W, 27-24
10/8	Utah State	W, 27-7
10/14	Arizona State	L, 10-7
10/22	at New Mexico	W, 33-6
10/29	at Arizona	W, 16-14
11/5	Texas El-Paso	W, 53-33
11/12	at Utah	W, 35-13
11/19	Wyoming	L, 47-14
11/26	Pacific	W, 38-0

1967 Record: 6-4
Western Athletic Conference (3rd)
Coach: Tom Hudspeth

DATE	OPPONENT	RESULT
9/23	New Mexico	W, 44-14
9/29	Western Michigan	W, 44-19
10/7	at Wyoming	L, 26-10
10/14	at Oregon State	W, 31-13
10/21	at UTEP	L, 47-17
10/28	Utah	W, 17-13
11/4	at Utah State	L, 30-9
11/11	Arizona (H)	W, 17-14
11/18	at Arizona State	L, 31-22
11/25	San Jose State	W, 67-8

1968 Record: 2-8
Western Athletic Conference (7th)
Coach: Tom Hudspeth

DATE	OPPONENT	RESULT
9/21	at W. Michigan	W, 17-7
9/28	Iowa State	L, 28-20
10/12	Wyoming	L, 20-17
10/19	at Arizona	L, 19-3
10/26	UTEP (H)	L, 31-25
11/2	at Utah	L, 31-20
11/9	Utah State	L, 34-8
11/16	Arizona State	L, 47-12
11/23	at New Mexico	W, 35-6
11/30	at San Jose State	L, 25-21

1969 Record: 6-4
Western Athletic Conference (3rd)
Coach: Tom Hudspeth

DATE	OPPONENT	RESULT
9/20	Colorado State	W, 22-20
9/27	at Iowa State	L, 10-0
10/4	at Arizona State	L, 23-7
10/11	New Mexico	W, 41-15
10/18	at Wyoming	L, 4-7
10/25	at UTEP	L, 30-7
11/1	Arizona (H)	W, 31-21
11/8	San Jose State	W, 21-3
11/15	at Utah State	W, 21-3
11/22	Utah	L, 16-6



YEAR-BY-YEAR RESULTS (continued) (^ Neutral, (H) Homecoming, (B) Bowl)

1970 Record: 3-8

Western Athletic Conference (7th)
Coach: Tom Hudspeth

DATE	OPPONENT	RESULT
9/12	North Texas State	W, 10-7
9/19	at W. Michigan	L, 35-17
9/26	UTEP	L, 17-0
10/3	at San Diego State	L, 31-11
10/10	at Arizona	L, 24-17
10/17	Arizona State	L, 27-3
10/24	Utah State (H)	W, 27-20
10/31	Wyoming	W, 23-3
11/7	at Colorado State	L, 26-9
11/14	at New Mexico	L, 51-8
11/21	at Utah	L, 14-13

1971 Record: 5-6

Western Athletic Conference (4th)
Coach: Tom Hudspeth

DATE	OPPONENT	RESULT
9/10	at North Texas St.	W, 41-13
9/18	Colorado State	W, 54-14
9/25	at Kansas State	L, 23-7
10/1	New Mexico	L, 14-0
10/9	at Utah State	L, 29-7
10/16	at Wyoming	W, 35-17
10/23	at Tulsa	W, 25-7
10/30	at UTEP	W, 16-0
11/6	at Arizona State	L, 38-13
11/13	Arizona (H)	L, 27-14
11/20	Utah	L, 17-15

1972 Record: 7-4

Western Athletic Conference (T-2nd)
Coach: LaVell Edwards

DATE	OPPONENT	RESULT
9/16	Kansas State	W, 32-9
9/23	Utah State	L, 42-19
9/30	at Oregon State	L, 29-3
10/7	at Long Beach St.	W, 38-27
10/14	UTEP (H)	W, 21-14
10/21	Arizona State	L, 49-17
10/28	at Colorado State	W, 44-8
11/4	Wyoming	W, 33-14
11/11	at Arizona	L, 21-7
11/18	at Utah	W, 16-7
11/25	at New Mexico	W, 21-7

1973 Record: 5-6

Western Athletic Conference (T-4th)
Coach: LaVell Edwards

DATE	OPPONENT	RESULT
9/15	Colorado State	L, 21-13
9/29	Oregon State	W, 37-14
10/6	at Utah State	L, 13-7
10/13	Iowa State (H)	L, 26-24
10/20	at Arizona State	L, 52-12
10/27	at Wyoming	L, 41-21
11/3	New Mexico	W, 56-21
11/10	Arizona	L, 24-10
11/17	Weber State	W, 45-14
11/24	at Utah	W, 46-22
12/1	at UTEP	W, 63-0

1974 Record: 7-4-1

Western Athletic Conference (1st)
Coach: LaVell Edwards

DATE	OPPONENT	RESULT
9/14	at Hawaii	L, 15-13
9/21	Utah State	L, 9-6
9/28	at Iowa State	L, 34-7
10/5	at Colorado State	T, 33-33
10/12	Wyoming (H)	W, 38-7
10/19	UTEP	W, 45-21
10/26	at Arizona	W, 37-13
11/2	at Air Force	W, 12-10
11/9	Arizona State	W, 21-18
11/16	at New Mexico St.	W, 36-3
11/23	Utah	W, 48-20
12/28	^ Okla. St. (B)	L, 16-6

1975 Record: 6-5

Western Athletic Conference (T-4th)
Coach: LaVell Edwards

DATE	OPPONENT	RESULT
9/13	Bowling Green	L, 23-21
9/20	at Colorado St.	L, 21-17
9/27	at Arizona St.	L, 20-0
10/3	New Mexico	W, 16-15
10/11	Air Force (H)	W, 28-14
10/25	at Wyoming	W, 33-20
11/1	Arizona	L, 36-20
11/8	at Utah St.	W, 24-7
11/15	Utah	W, 51-20
11/22	at UTEP	W, 20-10
11/29	at S. Mississippi	L, 42-14

1976 Record: 9-3

Western Athletic Conference (T-1st)
Coach: LaVell Edwards

DATE	OPPONENT	RESULT
9/11	at Kansas St.	L, 13-3
9/18	Colorado St.	W, 42-18
9/25	at Arizona	W, 23-16
10/2	at San Diego St.	W, 8-0
10/9	Wyoming (H)	L, 34-29
10/16	S. Mississippi	W, 63-19
10/23	Utah State	W, 45-14
10/30	Arizona St.	W, 43-21
11/6	UTEP	W, 40-27
11/13	at New Mexico	W, 21-8
11/20	at Utah	W, 34-12
12/18	^ Okla. St. (B)	L, 49-21

1977 Record: 9-2

Western Athletic Conference (T-1st)
Coach: LaVell Edwards

DATE	OPPONENT	RESULT
9/10	Kansas State	W, 39-0
9/24	at Utah St.	W, 65-6
9/30	New Mexico	W, 54-19
10/8	at Oregon State	L, 24-19
10/15	at Colorado State	W, 63-17
10/22	at Wyoming	W, 10-7
10/29	Arizona (H)	W, 34-14
11/5	Utah	W, 38-8
11/12	at Arizona State	L, 24-13
11/19	Long Beach State	W, 30-27
11/26	at UTEP	W, 68-19

1978 Record: 9-4

Western Athletic Conference (1st)
Coach: LaVell Edwards

DATE	OPPONENT	RESULT
9/9	at Oregon State	W, 10-6
9/16	at Arizona State	L, 24-16
9/23	Colorado State	L, 32-6
9/30	at New Mexico	W, 27-23
10/7	Utah State (H)	L, 24-7
10/14	at Oregon	W, 17-16
10/21	UTEP	L, 44-0
11/4	Wyoming	W, 48-14
11/11	San Diego State	W, 21-3
11/18	at Utah	L, 23-22
11/25	at Hawaii	W, 31-13
12/2	^ UNLV	W, 28-24
12/22	^ Navy (B)	L, 23-16

1979 Record: 11-1

Western Athletic Conference (1st)
Coach: LaVell Edwards

DATE	OPPONENT	RESULT
9/8	at Texas A&M	W, 18-17
9/15	Weber State	W, 48-3
9/29	UTEP (H)	W, 31-7
10/5	Hawaii	W, 38-15
10/13	at Utah State	W, 48-24
10/20	at Wyoming	W, 54-14
10/27	New Mexico	W, 59-7
11/3	at Colorado State	W, 30-7
11/9	at Long Beach St.	W, 31-17
11/17	Utah	W, 27-0
11/24	at San Diego State	W, 63-14
12/21	^ Indiana (B)	L, 38-37

1980 Record: 12-1

Western Athletic Conference (1st)
Coach: LaVell Edwards

DATE	OPPONENT	RESULT
9/6	at New Mexico	L, 25-21
9/13	San Diego State	W, 35-11
9/20	at Wisconsin	W, 28-3
9/27	Long Beach State	W, 41-25
10/11	Wyoming (H)	W, 52-17
10/18	at Utah State	W, 70-46
10/25	at Hawaii	W, 34-7
11/1	UTEP	W, 83-7
11/8	North Texas State	W, 41-23
11/15	Colorado State	W, 45-14
11/22	at Utah	W, 56-6
11/29	at UNLV	W, 54-14
12/19	^ SMU (B)	W, 46-45

1981 Record: 11-2

Western Athletic Conference (1st)
Coach: LaVell Edwards

DATE	OPPONENT	RESULT
9/5	at Long Beach St.	W, 31-8
9/12	Air Force	W, 45-21
9/19	at UTEP	W, 65-8
9/26	at Colorado	W, 41-20
10/2	Utah State	W, 32-26
10/10	UNLV (H)	L, 45-41
10/17	at San Diego St.	W, 27-7
10/24	at Wyoming	L, 33-20
10/31	New Mexico	W, 31-7
11/7	at Colorado State	W, 63-14
11/14	at Hawaii	W, 13-3
11/21	Utah	W, 56-28
12/18	^ Wash. St. (B)	W, 38-36

YEAR-BY-YEAR RESULTS (continued)

1982 Record: 8-4 Western Athletic Conference (1st) Coach: LaVell Edwards		
DATE	OPPONENT	RESULT
9/2	at UNLV	W, 27-0
9/11	at Georgia	L, 17-14
9/25	Air Force	L, 39-38
10/2	at UTEP	W, 51-3
10/9	at New Mexico	W, 40-12
10/16	Hawaii (H)	W, 39-25
10/23	Colorado State	W, 34-18
10/30	at Utah State	L, 20-17
11/6	Wyoming	W, 23-13
11/13	San Diego State	W, 58-8
11/20	at Utah	W, 17-12
12/17	^ Ohio State (B)	L, 42-17

1983 Record: 11-1 Western Athletic Conference (1st) Coach: LaVell Edwards		
DATE	OPPONENT	RESULT
9/10	at Baylor	L, 40-36
9/17	Bowling Green	W, 63-28
9/24	at Air Force	W, 46-28
10/1	at UCLA	W, 37-35
10/8	at Wyoming	W, 41-10
10/15	New Mexico (H)	W, 66-21
10/22	at San Diego State	W, 47-12
10/29	Utah State	W, 38-34
11/5	at UTEP	W, 31-9
11/12	Colorado State	W, 24-6
11/19	Utah	W, 55-7
12/23	^ Missouri (B)	W, 21-17

1984 Record: 13-0 (National Champs) Western Athletic Conference (1st) Coach: LaVell Edwards		
DATE	OPPONENT	RESULT
9/1	at Pittsburgh	W, 20-14
9/8	Baylor	W, 47-13
9/15	Tulsa	W, 38-15
9/22	at Hawaii	W, 18-13
10/6	at Colorado State	W, 52-9
10/13	Wyoming (H)	W, 41-38
10/20	at Air Force	W, 30-25
10/25	at New Mexico	W, 48-0
11/3	UTEP	W, 42-9
11/10	San Diego State	W, 34-3
11/17	at Utah	W, 24-14
11/24	Utah State	W, 38-13
12/21	^ Michigan (B)	W, 24-17

1985 Record: 11-3 Western Athletic Conference (1st) Coach: LaVell Edwards		
DATE	OPPONENT	RESULT
8/29	^ Boston College	W, 28-14
9/7	UCLA	L, 27-24
9/14	Washington	W, 31-3
9/21	at Temple	W, 26-24
10/5	at Colorado State	W, 42-7
10/12	San Diego St. (H)	W, 28-0
10/19	at New Mexico	W, 45-23
10/26	at UTEP	L, 23-16
11/2	Wyoming	W, 59-0
11/9	at Utah State	W, 44-0
11/16	Air Force	W, 28-21
11/23	Utah	W, 38-28
12/7	at Hawaii	W, 26-6
12/28	^ Ohio State (B)	L, 10-7

1986 Record: 8-5 Western Athletic Conference (2nd) Coach: LaVell Edwards		
DATE	OPPONENT	RESULT
9/6	Utah State	W, 52-0
9/13	New Mexico	W, 31-30
9/20	at Washington	L, 52-21
9/27	Temple	W, 27-17
10/3	Colorado State	L, 24-20
10/18	at Wyoming	W, 34-22
10/25	UTEP (H)	W, 37-13
11/8	at Hawaii	W, 10-3
11/15	Oregon State	L, 10-7
11/22	at Utah	W, 35-21
11/29	at San Diego State	L, 10-3
12/6	at Air Force	W, 23-3
12/30	^ UCLA (B)	L, 31-10

1987 Record: 9-4 Western Athletic Conference (2nd) Coach: LaVell Edwards		
DATE	OPPONENT	RESULT
9/2	Pittsburgh	L, 27-17
9/12	at Texas	W, 22-17
9/19	at Texas Christian	L, 33-12
9/26	at New Mexico	W, 45-25
10/2	Utah State	W, 45-24
10/10	Wyoming (H)	L, 29-27
10/24	at Hawaii	W, 16-14
10/31	Air Force	W, 24-13
11/7	San Diego State	W, 38-21
11/14	at UTEP	W, 37-24
11/21	Utah	W, 21-18
12/5	Colorado State	W, 30-26
12/22	^ Virginia (B)	L, 22-16

1988 Record: 9-4 Western Athletic Conference (T-3rd) Coach: LaVell Edwards		
DATE	OPPONENT	RESULT
9/1	at Wyoming	L, 24-14
9/8	Texas	W, 47-6
9/17	UTEP	W, 31-27
9/30	Utah State	W, 38-3
10/8	Colorado State (H)	W, 42-7
10/15	Texas Christian	W, 31-18
10/22	at Hawaii	W, 24-23
10/29	New Mexico	W, 65-0
11/5	at San Diego State	L, 27-15
11/12	at Air Force	W, 49-31
11/19	at Utah	L, 57-28
12/3	at Miami	L, 41-17
12/29	^ Colorado (B)	W, 20-17

1989 Record: 10-3 Western Athletic Conference (1st) Coach: LaVell Edwards		
DATE	OPPONENT	RESULT
9/2	at New Mexico	W, 24-3
9/7	Washington State	L, 46-41
9/16	at Navy	W, 31-10
9/30	at Utah State	W, 37-10
10/7	Wyoming	W, 36-20
10/14	at Colorado State	W, 45-16
10/21	UTEP (H)	W, 49-24
10/28	at Hawaii	L, 56-14
11/4	Oregon	W, 45-41
11/11	Air Force	W, 44-35
11/18	Utah	W, 70-31
11/25	at San Diego State	W, 48-27
12/29	^ Penn State (B)	L, 50-39

1990 Record: 10-3 Western Athletic Conference (1st) Coach: LaVell Edwards		
DATE	OPPONENT	RESULT
9/1	at UTEP	W, 30-10
9/8	Miami	W, 28-21
9/15	Washington State	W, 50-36
9/22	San Diego State	W, 62-34
9/29	at Oregon	L, 32-16
10/13	Colorado State	W, 52-9
10/27	New Mexico (H)	W, 55-31
11/3	at Air Force	W, 54-7
11/10	at Wyoming	W, 45-14
11/17	at Utah	W, 45-22
11/24	Utah State	W, 45-10
12/1	at Hawaii	L, 59-28
12/29	^ Texas A&M (B)	L, 65-14



**1991** Record: 8-3-2

Western Athletic Conference (1st)

Coach: LaVell Edwards

DATE	OPPONENT	RESULT
8/29	^ Florida State	L, 44-28
9/7	at UCLA	L, 27-23
9/21	at Penn State	L, 33-7
9/28	Air Force	W, 21-7
10/4	Utah State	W, 38-10
10/12	UTEP (H)	W, 31-29
10/19	Hawaii	W, 35-18
10/26	at New Mexico	W, 41-23
10/31	at Colorado State	W, 40-17
11/9	Wyoming	W, 52-31
11/16	at San Diego State	T, 52-52
11/23	Utah	W, 48-17
12/30	^ Iowa (B)	T, 13-13

1992 Record: 8-5

Western Athletic Conference (1st)

Coach: LaVell Edwards

DATE	OPPONENT	RESULT
9/5	at UTEP	W, 38-28
9/10	San Diego State	L, 45-38
9/19	UCLA	L, 17-10
9/26	at Hawaii	L, 36-32
10/2	Utah State	W, 30-9
10/10	Fresno State (H)	W, 36-24
10/17	at Wyoming	W, 31-28
10/24	at Notre Dame	L, 42-16
10/31	Penn State	W, 30-17
11/7	New Mexico	W, 35-0
11/14	at Air Force	W, 28-7
11/21	at Utah	W, 31-22
12/25	^ Kansas (B)	L, 23-20

1993 Record: 6-6

Western Athletic Conference (T-1st)

Coach: LaVell Edwards

DATE	OPPONENT	RESULT
9/4	at New Mexico	W, 34-31
9/11	Hawaii	W, 41-38
9/18	at Colorado State	W, 27-22
9/25	Air Force	W, 30-3
10/9	at UCLA	L, 68-14
10/16	Notre Dame	L, 45-20
10/23	Fresno State (H)	L, 48-45
10/30	at Utah State	L, 58-56
11/11	at San Diego State	W, 45-44
11/20	Utah	L, 34-31
11/27	UTEP	W, 47-16
12/30	^ Ohio State (B)	L, 28-21

1994 Record: 10-3

Western Athletic Conference (T-2nd)

Coach: LaVell Edwards

DATE	OPPONENT	RESULT
9/3	at Hawaii	W, 13-12
9/10	at Air Force	W, 45-21
9/17	Colorado State	L, 28-21
9/24	New Mexico	W, 49-47
9/30	Utah State	W, 34-6
10/8	at Fresno State	W, 32-30
10/15	at Notre Dame	W, 21-14
10/22	at UTEP	W, 34-28
10/29	Arizona State (H)	L, 36-15
11/5	N.E. Louisiana	W, 24-10
11/10	San Diego State	W, 35-28
11/19	at Utah	L, 34-31
12/31	^ Oklahoma (B)	W, 31-6

1995 Record: 7-4

Western Athletic Conference (T-1st)

Coach: LaVell Edwards

DATE	OPPONENT	RESULT
9/2	at Air Force	L, 38-12
9/9	UCLA	L, 23-9
9/16	San Diego State	W, 31-9
9/30	at Colorado State	W, 28-21
10/14	at Arizona State	L, 29-21
10/21	Wyoming	W, 23-20
10/28	Hawaii (H)	W, 45-7
11/4	Tulsa	W, 45-35
11/11	at New Mexico	W, 31-13
11/18	Utah	L, 34-17
11/25	at Fresno State	W, 45-28

1996 Record: 14-1

Western Athletic Conference (1st)

Coach: LaVell Edwards

DATE	OPPONENT	RESULT
8/24	Texas A&M	W, 41-37
8/31	Arkansas State	W, 58-9
9/14	at Washington	L, 29-17
9/21	New Mexico	W, 17-14
9/28	SMU	W, 31-3
10/4	at Utah State	W, 45-17
10/12	UNLV (H)	W, 63-28
10/19	at Tulsa	W, 55-30
10/26	at TCU	W, 45-21
11/2	UTEP	W, 40-18
11/9	Rice	W, 49-0
11/16	at Hawaii	W, 45-14
11/23	at Utah	W, 37-17
12/7	^ Wyoming	W, 28-20 OT
1/1	^ Kansas State (B)	W, 19-15

1997 Record: 6-5

Western Athletic Conference (5th)

Coach: LaVell Edwards

DATE	OPPONENT	RESULT
9/6	Washington	L, 42-20
9/20	at Arizona State	W, 13-10
9/27	at SMU	W, 19-16 OT
10/3	Utah State	W, 42-35
10/11	at Rice	L, 27-14
10/18	Hawaii (H)	W, 17-3
10/25	TCU	W, 31-10
11/1	at UTEP	L, 14-3
11/8	Tulsa	W, 49-39
11/15	at New Mexico	L, 38-28
11/22	Utah	L, 20-14

1998 Record: 9-5

Western Athletic Conference (2nd)

Coach: LaVell Edwards

DATE	OPPONENT	RESULT
9/5	at Alabama	L, 38-31
9/12	Arizona State	W, 26-6
9/19	at Washington	L, 20-10
9/26	Murray State	W, 43-9
10/3	at Fresno State	L, 31-21
10/10	UNLV (H)	W, 38-14
10/17	at Hawaii	W, 31-9
10/24	San Jose State	W, 46-43
10/29	San Diego State	W, 13-0
11/7	New Mexico	W, 46-21
11/14	at UTEP	W, 31-14
11/21	at Utah	W, 26-24
12/5	^ Air Force	L, 20-13
12/31	^ Tulane (B)	L, 41-27

1999 Record: 8-4

Mountain West Conference (T-1st)

Coach: LaVell Edwards

DATE	OPPONENT	RESULT
9/9	Washington	W, 35-28
9/16	Colorado State	W, 34-13
9/25	Virginia	L, 45-40
10/1	at Utah State	W, 34-31 OT
10/9	California (H)	W, 38-28
10/16	at New Mexico	W, 31-7
10/23	at UNLV	W, 29-0
10/30	Air Force	W, 27-20
11/6	at San Diego State	W, 30-7
11/13	at Wyoming	L, 31-17
11/20	Utah	L, 20-17
12/27	^ Marshall (B)	L, 21-3

2000 Record: 6-6

Mountain West Conference (T-3rd)

Coach: LaVell Edwards

DATE	OPPONENT	RESULT
8/26	at Florida State	L, 29-3
9/2	at Virginia	W, 38-35 OT
9/9	at Air Force	L, 31-23
9/14	Mississippi State	L, 44-28
9/23	UNLV	W, 10-7
9/30	at Syracuse	L, 42-14
10/6	Utah State	W, 38-14
10/21	San Diego St. (H)	L, 16-15
10/26	Wyoming	W, 19-7
11/2	at Colorado State	L, 45-21
11/18	New Mexico	W, 37-13
11/24	at Utah	W, 34-27

2001 Record: 12-2

Mountain West Conference (1st)

Coach: Gary Crowton

DATE	OPPONENT	RESULT
8/25	Tulane	W, 70-35
9/1	Nevada	W, 52-7
9/8	at California	W, 44-16
9/29	at UNLV	W, 35-31
10/5	Utah State	W, 54-34
10/13	at New Mexico	W, 24-20
10/20	Air Force (H)	W, 63-33
10/27	at San Diego State	W, 59-21
11/1	Colorado State	W, 56-34
11/10	at Wyoming	W, 41-34
11/17	Utah	W, 24-21
12/1	at Mississippi St.	W, 41-38
12/8	at Hawaii	L, 72-45
12/31	^ Louisville (B)	L, 28-10

2002 Record: 5-7

Mountain West Conference (7th)

Coach: Gary Crowton

DATE	OPPONENT	RESULT
8/29	Syracuse	W, 42-21
9/6	Hawaii	W, 35-32
9/14	at Nevada	L, 31-28
9/21	at Georgia Tech	L, 28-19
10/4	at Utah State	W, 35-34
10/12	at Air Force	L, 52-9
10/19	UNLV (H)	L, 24-3
10/24	at Colorado State	L, 37-10
11/2	San Diego State	W, 34-10
11/9	Wyoming	W, 35-31
11/16	New Mexico	L, 20-16
11/23	at Utah	L, 16-13

2003 Record: 4-8 Mountain West Conference (4th) Coach: Gary Crowton		
DATE	OPPONENT	RESULT
8/28	Georgia Tech	W, 24-13
9/6	at USC	L, 35-18
9/13	at New Mexico	W, 10-7
9/20	Stanford	L, 18-14
9/27	Air Force	L, 24-10
10/4	at San Diego State	W, 44-36
10/9	Colorado State (H)	L, 58-13
10/18	at Wyoming	L, 13-10
10/25	at UNLV	W, 27-20 OT
10/30	Boise State	L, 50-12
11/15	at Notre Dame	L, 33-14
11/22	Utah	L, 3-0

2004 Record: 5-6 Mountain West Conference (3rd) Coach: Gary Crowton		
DATE	OPPONENT	RESULT
9/4	Notre Dame	W, 20-17
9/11	at Stanford	L, 37-10
9/18	USC	L, 42-10
9/24	at Boise State	L, 28-27
10/2	at Colorado State	W, 31-21
10/8	UNLV	L, 24-20
10/16	Wyoming (H)	W, 24-13
10/23	at Air Force	W, 41-24
11/06	San Diego State	W, 49-16
11/13	New Mexico	L, 21-14
11/20	at Utah	L, 52-21

2005 Record: 6-6 Mountain West Conference (2nd) Coach: Bronco Mendenhall		
DATE	OPPONENT	RESULT
9/3	Boston College	L, 20-3
9/10	Eastern Illinois	W, 45-10
9/24	TCU	L, 51-50 OT
10/1	at San Diego State	L, 31-10
10/8	at New Mexico	W, 27-24
10/15	Colorado State (H)	W, 24-14
10/22	at Notre Dame	L, 49-23
10/29	Air Force	W, 62-41
11/5	at UNLV	W, 55-14
11/12	at Wyoming	W, 35-21
11/19	Utah	L, 41-34 OT
12/22	^ California (B)	L, 35-28

2006 Record: 11-2 Mountain West Conference (1st) Coach: Bronco Mendenhall		
DATE	OPPONENT	RESULT
9/2	at Arizona	L, 16-13
9/9	Tulsa	W, 49-24
9/16	at Boston College	L, 30-23 OT
9/23	Utah State	W, 38-0
9/28	at TCU	W, 31-17
10/7	San Diego State	W, 47-17
10/21	UNLV (H)	W, 52-7
10/28	at Air Force	W, 33-14
11/4	at Colorado State	W, 24-3
11/9	Wyoming	W, 55-7
11/18	New Mexico	W, 42-17
11/25	at Utah	W, 33-31
12/21	^ Oregon (B)	W, 38-8

2007 Record: 11-2 Mountain West Conference (1st) Coach: Bronco Mendenhall		
DATE	OPPONENT	RESULT
9/1	Arizona	W, 20-7
9/8	at UCLA	L, 27-17
9/15	at Tulsa	L, 55-47
9/22	Air Force (H)	W, 31-6
9/29	at New Mexico	W, 31-24
10/13	at UNLV	W, 24-14
10/20	Eastern Wash.	W, 42-7
11/3	Colorado State	W, 35-16
11/8	TCU	W, 27-22
11/16	at Wyoming	W, 35-10
11/24	Utah	W, 17-10
12/1	at San Diego State	W, 48-27
12/22	^ UCLA (B)	W, 17-16

2008 Record: 10-3 Mountain West Conference (3rd) Coach: Bronco Mendenhall		
DATE	OPPONENT	RESULT
8/30	Northern Iowa	W, 41-17
9/6	at Washington	W, 28-27
9/13	UCLA	W, 59-0
9/20	Wyoming	W, 44-0
10/3	at Utah State	W, 34-14
10/11	New Mexico (H)	W, 21-3
10/16	at TCU	L, 32-7
10/25	UNLV	W, 42-35
11/1	at Colorado State	W, 45-42
11/8	San Diego State	W, 41-12
11/15	at Air Force	W, 38-24
11/22	at Utah	L, 48-24
12/20	^ Arizona (B)	L, 31-21

2009 Record: 11-2 Mountain West Conference (2nd) Coach: Bronco Mendenhall		
DATE	OPPONENT	RESULT
9/5	^ Oklahoma	W, 14-13
9/12	at Tulane	W, 54-3
9/19	Florida State	L, 54-28
9/26	Colorado State	W, 42-23
10/2	Utah State	W, 35-17
10/10	at UNLV	W, 59-21
10/17	at San Diego State	W, 38-28
10/24	TCU (H)	L, 38-7
11/7	at Wyoming	W, 52-0
11/14	at New Mexico	W, 24-19
11/21	Air Force	W, 38-21
11/28	Utah	W, 26-23 OT
12/22	^ Oregon State (B)	W, 44-20

2010 Record: 7-6 Mountain West Conference (T-3rd) Coach: Bronco Mendenhall		
DATE	OPPONENT	RESULT
9/4	Washington	W, 23-17
9/11	at Air Force	L, 35-14
9/18	at Florida State	L, 34-10
9/25	Nevada	L, 27-13
10/1	at Utah State	L, 31-16
10/9	San Diego St. (H)	W, 24-21
10/16	at TCU	L, 31-3
10/23	Wyoming	W, 25-20
11/6	UNLV	W, 55-7
11/13	at Colorado State	W, 49-10
11/20	New Mexico	W, 40-7
11/27	at Utah	L, 17-16
12/18	^ UTEP (B)	W, 52-24

2011 Record: 10-3 Independent Coach: Bronco Mendenhall		
DATE	OPPONENT	RESULT
9/3	at Ole Miss	W, 14-13
9/10	at Texas	L, 17-16
9/17	Utah	L, 54-10
9/23	UCF	W, 24-17
9/30	Utah State	W, 27-24
10/8	San Jose State (H)	W, 29-16
10/15	at Oregon State	W, 38-28
10/22	Idaho State	W, 56-3
10/28	^ TCU	L, 38-28
11/12	Idaho	W, 42-7
11/19	New Mexico State	W, 42-7
12/3	at Hawaii	W, 41-20
12/30	^ Tulsa (B)	W, 24-21

2012 Record: 8-5 Independent Coach: Bronco Mendenhall		
DATE	OPPONENT	RESULT
8/30	Washington State	W, 30-6
9/8	Weber State	W, 45-13
9/15	at Utah	L, 24-21
9/20	at Boise State	L, 7-6
9/28	Hawaii	W, 47-0
10/5	Utah State	W, 6-3
10/13	Oregon State (H)	L, 42-24
10/20	at Notre Dame	L, 17-14
10/27	at Georgia Tech	W, 41-17
11/10	Idaho	W, 52-13
11/17	at San Jose State	L, 20-14
11/24	at New Mexico St.	W, 50-14
12/20	^ San Diego St. (B)	W, 23-6

2013 Record: 8-5 Independent Coach: Bronco Mendenhall		
DATE	OPPONENT	RESULT
8/31	at Virginia	L, 19-16
9/7	Texas	W, 40-21
9/21	Utah	L, 20-13
9/28	Middle Tennessee	W, 37-10
10/4	at Utah State	W, 31-14
10/12	Georgia Tech (H)	W, 38-20
10/19	at Houston	W, 47-46
10/25	Boise State	W, 37-20
11/9	at Wisconsin	L, 27-17
11/16	Idaho State	W, 59-13
11/23	at Notre Dame	L, 23-13
11/30	at Nevada	W, 28-23
12/27	^ Washington (B)	L, 31-16

2014 Record: 8-5 Independent Coach: Bronco Mendenhall		
DATE	OPPONENT	RESULT
8/29	at UConn	W, 35-10
9/6	at Texas	W, 41-7
9/11	Houston	W 33-25
9/20	Virginia	W, 41-33
10/3	Utah State	L, 35-20
10/9	at UCF	L, 31-24 OT
10/18	Nevada	L, 42-35
10/24	at Boise State	L 55-30
11/1	at MTSU	W 27-7
11/15	UNLV	W, 42-23
11/22	Savannah State	W, 64-0
11/29	at California	W, 42-35
12/22	^ Memphis (B)	L, 55-48 2OT



CONFERENCE HISTORY

On Aug. 31, 2010, BYU announced its football program will compete in the NCAA Football Bowl Subdivision as an independent beginning with the 2011 season. Since the university instituted a football program in 1922, BYU had been a member of five different conferences, including the Rocky Mountain (1922-37), Mountain States/Skyline (1938-61), Western Athletic (1962-98) and Mountain West (1999-2010). The Cougars claimed their first conference championship in program history in 1965, going 4-2 in the WAC under head coach Tom Hudspeth. BYU won its next title, the first of 18 under legendary coach LaVell Edwards, in 1974. During its time in the MWC, the Cougars won four championships, including back-to-back undefeated conference seasons in 2006 and 2007.

MOUNTAIN WEST (1999-10)

- For the third time in program history, BYU chartered the creation of a new conference, this time joined by New Mexico, Utah, Air Force, Colorado St., San Diego St., UNLV and Wyoming. TCU joined in 2005.
- BYU football posted a 64-26 (.711) conference record in its 12 years in the conference.
- The Cougars' four MWC titles, 64 wins and 54 All-MWC First Team selections equal or surpass any MWC team since the league's inception.
- BYU won four MWC titles, including back-to-back championships in 2006-07. In three of its championship seasons, BYU went undefeated in conference play.

WESTERN ATHLETIC (1962-98)

- BYU was a charter member of the conference along with Arizona, Arizona State, New Mexico, Utah and Wyoming.
- The WAC eventually expanded to as many as 16 schools in 1996.
- BYU football posted a 187-69-2 (.729) conference record in its 37 years in the conference.
- While in the WAC, the Cougars won the 1984 National Championship, finishing 13-0.
- BYU won a total of 19 titles while in the WAC, including its first-ever football championship in 1965 and 10-straight from 1976-85.
- BYU's 19 WAC titles, 187 conference wins and 199 All-WAC First Team selections are all still the most by far of any WAC team.

MOUNTAIN STATES/SKYLINE (1938-61)

- BYU was a charter member of the conference, leaving with Colorado, Colorado St., Denver, Utah, Utah State and Wyoming when the RMFAC was deemed too large. Montana and New Mexico joined in 1951.
- After Colorado left in 1947, the conference became popularly known as the Skyline Conference.
- Football posted a 41-75-12 (.367) conference record in its 24 years in the conference.
- The conference dissolved in early 1962 after BYU, Utah, Wyoming and New Mexico left to form the WAC.

ROCKY MOUNTAIN FACULTY ATHLETIC (1922-37)

- BYU joined the RMFAC in 1918 with football participation beginning four years later.
- BYU football posted a 46-52-4 (.471) conference record in its 16 years in the conference.
- When BYU joined, other RMFAC schools included Colorado, Colorado A&M (now Colorado St.), Colorado College, Colorado School of Mines, Denver, Utah, Utah St. and Montana St. Wyoming, Western St. and Colorado Teacher's College (now Northern Colorado) joined two years later.
- Known today as the Rocky Mountain Athletic Conference (RMAC), it is now a Division II conference with 14 members.

BYU'S CONFERENCE CHAMPIONSHIPS

YEAR	CONF.	CONF.	OVERALL
1965	WAC	4-2	6-4
1974	WAC	6-0-1	7-4-1
1976	WAC	6-1	9-3
1977	WAC	6-1	9-2
1978	WAC	5-1	9-4
1979	WAC	7-0	11-1
1980	WAC	6-1	12-1
1981	WAC	7-1	11-2
1982	WAC	7-1	8-4
1983	WAC	7-0	11-1
1984	WAC	8-0	13-0
1985	WAC	7-1	11-3
1989	WAC	7-1	10-3
1990	WAC	7-1	10-3
1991	WAC	7-0-1	8-3-2
1992	WAC	6-2	8-5
1993	WAC	6-2	6-6
1995	WAC	6-2	7-4
1996	WAC	8-0	14-1
1999	MWC	5-2	8-4
2001	MWC	7-0	12-2
2006	MWC	8-0	11-2
2007	MWC	8-0	11-2
23 TITLES			

BYU Football: No. 5 in wins since 1975

40 years of excellence

BYU football is No. 5 in total wins over the past 40 years stretching from 1975 through 2014. The outstanding tradition was built upon the consistent and collective effort of former players and coaches throughout every year. Excellent team and individual performances have provided the trajectory for rich tradition since 1975 with the Cougars amassing a 354-149-2 (.703) record overall with 21 conference titles, 32 bowl invitations, 13 bowl wins and 30 8-win seasons including 16 seasons of at least 10 wins. In that time frame, BYU football finished the season 18 times ranked in the top 25 with 53 victories over current Power 5 opponents.

Numerous former BYU football players have garnered elite recognition. BYU and Penn State are the only schools in the nation to boast winners of the Heisman Trophy, Outland Trophy, Doak Walker Award, Davey O'Brien Award and Sammy Baugh Trophy. BYU is one of only six schools in the nation to have a player win the Heisman Trophy for the nation's top player, Outland Trophy for the nation's best interior lineman, Davey O'Brien Award for the nation's best quarterback and Doak Walker Award for the nation's top running back, joining Texas, Ohio State, Penn State, Iowa and Boston College.

MOST WINS LAST 40 SEASONS (1975-2014)

	Team	Record	Pct.
1.	<i>Nebaska</i>	389-113-2	.773*
2.	Ohio State	366-111-7	.763
3.	Florida State	365-116-4	.756
	Oklahoma	365-123-6	.744
5.	BYU	354-149-2	.703
6.	<i>Michigan</i>	348-136-7	.715*
7.	Penn State	345-139-2	.711
8.	Georgia	344-140-6	.708
9.	Florida	342-144-6	.701
10.	Alabama	338-136-2	.712

*2015 opponents

BY THE NUMBERS OVER THE LAST 40 SEASONS

	1975-1984	1985-1994	1995-2004	2005-2014	Total
Overall Record	99-23 (.811)	89-39-2 (.692)	76-48 (.613)	90-39 (.698)	354-149-2 (.703)
Conf. Record (WAC/MWC/Indy)	63-9 (.875)	64-15-1 (.806)	52-25 (.667)	39-9 (.813)	218-58-1 (.789)
Conf titles	9 (of 10)	6 (of 10)	4 (of 10)	2 (of 6)	21
Bowl invites	8	10	4	10	32
Bowl wins	4	2	1	6	13
Years ranked	8	9	6	8	31
Years in final ranking	6	5	2	5	18
8-win seasons	9	9	4	8	30
10-win seasons	5	4	2	5	16
Most wins in season	13 (1984)	11 (1985)	14* (1996)	11 (3 times)	--
All-Americans	20	18	13	14	65

*ties NCAA record for victories in a single season





1975-1984


Overall: 99-23 (.811) | Conference (WAC): 63-9 (.875)

1984 National Champions

9 Conference Titles | Bowl wins: SMU, Washington State, Missouri, Michigan | 5 11-win seasons

2 12-win seasons | 18 All-Americans | 4 Sammy Baugh Trophies | 3 Davey O'Brien Awards

- The 1975 season marked the first time the Cougars had consecutive winning seasons under coach LaVell Edwards, sparking a string of 27 straight years without a losing season.
- The decade boasts 99 victories, eight bowl games and a national championship.
- The Cougars won their first bowl game, the 1980 Holiday Bowl, nicknamed the "Miracle Bowl", scoring 21 points in the final two minutes and 33 seconds to win 46-45 over SMU.
- Five members of the College Football Hall of Fame, Gifford Nielsen, Marc Wilson, Gordon Hudson, Jim McMahon and Steve Young, played during this timeframe.
- BYU began to fill its trophy case with nine WAC titles, four Sammy Baugh Trophies and three Davey O'Brien Awards with five finishes in the top 5 in the voting for the Heisman.
- The Cougars beat Michigan 24-17 on Dec. 21, 1984, in the Holiday Bowl at Jack Murphy Stadium in San Diego, California, to secure the 1984 National Championship.
- In 1984, BYU became part of sports broadcasting history by playing in the first live ESPN game in a 20-14 win over No. 3 Pittsburgh, Sept. 1, 1984, at Pitt Stadium in Pittsburgh, Pennsylvania.



Other Notable Wins

- 18-17 over No. 14 Texas A&M, Sept. 8, 1979, Rice Stadium in Houston
- 37-35 over UCLA, Oct. 1, 1983, Rose Bowl, Pasadena, California
- 21-17 win over Missouri, Dec. 23, 1983, Jack Murphy Stadium, San Diego, California, Holiday Bowl

1985-1994

Overall: 89-39-2 (.692) | Conference (WAC): 64-15-1 (.806)

6 Conference Titles | Bowl wins: Colorado, Oklahoma & tied Iowa

1 11-win season | 20 All-Americans | 2 Outland Trophies | 2 Sammy Baugh Trophies

2 Davey O'Brien Awards | 1 Heisman Trophy

- The Cougars played in 10 consecutive bowl games, winning 89 games with six WAC titles
- Defensive standouts emerged in Bob Davis, who tallied 137 tackles with six sacks as a senior, and Jason Buck, who won BYU's first Outland Trophy in 1986 after a season with 59 tackles including 13 for a loss and 12.5 sacks.
- BYU's dazzling offensive display continued, rolling out with Robbie Bosco and Ty Detmer along with receiver Mark Bellini and tight ends Trevor Molini, Chris Smith, and Byron Rex. Offensive linemen Evan Pilgrim and 1989 Outland Trophy winner Mohammed Elewonibi anchored from the trenches.
- BYU put together a program-best 25 consecutive victories spanning from 1983-1985.
- The 1990s began with a bang in one of the biggest Cougar victories in history, defeating the No. 1 Miami Hurricanes, the defending national champions, 28-21, in Provo behind quarterback Ty Detmer, propelling his Heisman campaign.
- The eventual 1990 Heisman Trophy Winner Detmer passed for 15,031 yards in his career, a school record and currently fifth in NCAA history.
- Detmer also won the Sammy Baugh Trophy in 1991 and the Davey O'Brien Award in 1990 and 1991, finishing in the top 10 in Heisman voting in 1989 (9th) and 1991 (3rd).

Other Notable Wins

- 47-6 win against No. 19 Texas at Cougar Stadium in Provo, Utah, in 1988
- 45-14 over No. 25 Wyoming, Nov. 10, 1990, War Memorial Stadium, Laramie, Wyoming
- 21-14 over Notre Dame, Oct. 15, 1994, Notre Dame Stadium, South Bend, Indiana
- 31-6 win over Oklahoma, Dec. 31, 1994, Copper Bowl, Tucson, Arizona



1995-2004

Overall: 76-48 (.613) | Conference (WAC/MWC): 52-25 (.667)

4 Conference Titles | Bowl win: Kansas State

2 12-win seasons | 13 All-Americans | 1 Sammy Baugh Trophy

1 Davey O'Brien Award | 1 Doak Walker Award

- BYU won four conference titles, went to four bowl games and won 76 games.
- The Cougars played in their only New Year's Day Bowl game in the 1997 Cotton Bowl, defeating the No. 14 Kansas State Wildcats 19-15, giving BYU an NCAA record 14th victory of the season and its second top-5 national ranking in school history.
- The start of the new millennium was an end of an era as Hall of Fame head coach LaVell Edwards retired in 2000 after 29 years at the helm. Edwards led BYU to a 257-101-3 overall record, 19 conference titles and one national championship.
- In Coach Edwards' final game, BYU defeated Utah in a thrilling 34-27 win on Nov. 24, 2000, at Rice-Eccles Stadium.
- In 2001, BYU won 12 games and another conference title. Doak Walker Award winner and consensus All-American running back Luke Staley led BYU with single-season school records of 1,596 yards and 24 touchdowns in just 11 games.



Other Notable Wins

- 41-37 over No. 13 Texas A&M, Aug. 24, 1996, Cougar Stadium, Provo, Utah, Pigskin Classic
- 28-25 in overtime over No. 20 Wyoming, Dec. 7, 1996, WAC Championship game, Sam Boyd Stadium, Las Vegas
- 13-10 over No. 14 Arizona State, Sept. 20, 1997, Sun Devil Stadium, Tempe, Arizona
- 41-38 over Mississippi State, Dec. 1, 2001, Scott Field, Starkville, Mississippi
- 20-17 over Notre Dame, Sept. 4, 2004, LaVell Edwards Stadium, Provo, Utah

2005-2014

Overall: 90-39 (.698) | Conference (MWC): 39-9 (.813)

2 Conference Titles (in 6 MWC seasons) | Bowl wins: Oregon, UCLA, Oregon State, UTEP, Tulsa, San Diego State

3 11-win seasons | 14 All-Americans

- In 2005 a new head coach, Bronco Mendenhall, took the reins of the program to restore the tradition and success of the past after three consecutive losing seasons.
- Under Mendenhall, the Cougars are one of eight programs to achieve 90 or more wins and play in a bowl game each of the last 10 seasons. The other teams to do this are Boise State, LSU, Georgia, Oregon, Oklahoma, Virginia Tech and Wisconsin.
- The Cougars finished in the final national top 25 polls five times, won six bowl games, two conference titles and notched 10 wins in five seasons.
- Bronco Mendenhall's .698 winning percentage (90-39) ranks No. 10 among all active coaches with at least 10 years of FBS experience and ranks No. 13 among active coaches with a minimum of five years FBS experience.
- Max Hall and John Beck helped BYU return to winning, eventually ranking 2nd and 3rd in passing yards in BYU history.
- On Nov. 25, 2006, Beck etched his name into BYU history with a last-second touchdown pass to tight end Jonny Harline for the 33-31 victory over Utah at Rice Eccles Stadium.
- Records were set and broken as Curtis Brown set a new career rushing record with 3,221 yards in 2006, only to have Harvey Unga pass him with 3,455 in 2009. Austin Collie set the mark for career receiving yards with 3,255 in 2007 and Cody Hoffman surpassed it in 2013 with 3,612. Hoffman also broke Dennis Pitta's receptions record of 221 (2008) with 260 in his career. Hoffman is also the career leader in receiving touchdowns with 33, ahead of Collie's 30.
- In the rivalry game on Nov. 28, 2009, Hall completed a pass to Andrew George for the 26-23 overtime win over No. 19 Utah at LaVell Edwards Stadium in Provo, Utah.
- In the first college football game at Cowboys Stadium, BYU upset No. 3 Oklahoma 14-13 on Sept. 5, 2009, in Arlington Texas.
- BYU football left the Mountain West Conference and began its first season as an Independent with a 14-13 win over Ole Miss on Sept. 3, 2011, at Vaught-Hemingway Stadium in Oxford, Mississippi.
- BYU thrashed top-25 ranked Texas in 2013 and 2014 by the scores of 40-21 and 41-7, respectively, behind dual threat QB Taysom Hill.
- Hill set the QB career and single-season rushing records in 2013.

Other Notable Wins

- 31-17 over No. 15 TCU, Sept. 28, 2006, Amon G. Carter Stadium, Fort Worth, Texas
- 38-8 over Oregon, Dec. 21, 2006, Sam Boyd Stadium, Las Vegas Bowl
- 17-16 over UCLA, Dec. 22, 2007, Sam Boyd Stadium, Las Vegas Bowl
- 59-0 over UCLA, Sept. 13, 2008, LaVell Edwards Stadium, Provo, Utah
- 44-20 over No. 16 Oregon State, Dec. 22, 2009, Sam Boyd Stadium, Las Vegas, Las Vegas Bowl





	FINISH	RANK (HIGH)	TOTAL OFF	PASS OFF	SCORE OFF	TOTAL DEF	RUSH DEF	PASS DEF	SCORE OFF
1974	7-4-1	Unranked	338.5	210.4	26.9	261.6	111.5	150.2	16.6
WAC	1st		4th	2nd	1st	1st	1st	4th	3rd
NCAA		(15th)	----	7th	----	----	3rd	----	----
1975	6-5	Unranked	356.4	177.6	22.2	331.7	182.7	149.0	20.7
WAC	T-4th		4th	4th	4th	3rd	2nd	5th	4th
NCAA			----	----	----	----	----	----	----
1976	9-3	Unranked	424.4	307.8	31.9	322.2	154.7	167.0	16.5
WAC	T-1st		1st	1st	1st	2nd	2nd	5th	1st
NCAA		(17th)	6th	1st	8th	----	24th	----	45th
1977	9-2	20th AP	470.2	341.6	39.4	333.6	160.9	172.8	15.0
WAC	T-1st		1st	1st	1st	3rd	3rd	4th	2nd
NCAA		(12th)	3rd	1st	2nd	----	----	----	----
1978	9-4	Unranked	364.9	238.2	25.3	320.2	157.6	162.6	14.7
WAC	1st		5th	1st	2nd	3rd	2nd	6th	1st
NCAA			----	8th	----	----	37th	----	27th
1979	11-1	13th AP	521.4	368.3	40.6	277.7	155.0	122.6	11.4
WAC	1st	12th UPI	1st	1st	1st	1st	1st	1st	1st
NCAA		(9th)	1st	1st	1st	29th	37th	40th	12th
1980	12-1	12th AP	535.0	409.8	46.7	343.0	160.1	182.9	16.5
WAC	1st	11th UPI	1st	1st	1st	2nd	3rd	5th	1st
NCAA		(11th)	1st	1st	1st	----	----	----	----
1981	11-2	13th AP	480.3	356.9	38.7	322.4	138.2	184.2	18.3
WAC	1st	11th UPI	1st	1st	1st	3rd	2nd	4th	2nd
NCAA		(8th)	3rd	1st	1st	----	----	----	----
1982	8-4	Unranked	466.2	289.8	32.5	326.7	168.9	157.8	15.2
WAC	1st	(19th)	1st	1st	2nd	3rd	6th	1st	1st
NCAA			2nd	5th	7th	----	----	20th	16th
1983	11-1	7th AP	584.2	381.2	44.0	376.5	129.9	246.6	20.9
WAC	1st	7th UPI	1st	1st	1st	4th	2nd	9th	3rd
NCAA		(7th)	1st	1st	2nd	----	26th	----	50th
1984	13-0	1st AP	486.5	346.2	36.0	321.3	161.8	159.5	13.8
WAC	1st	1st UPI	1st	1st	1st	2nd	4th	1st	1st
NCAA		(1st)	1st	1st	2nd	32nd	----	27th	10th
1985	11-3	16th AP	500.2	354.5	33.5	297.9	124.6	173.3	13.5
WAC	1st	17th UPI	1st	1st	3rd	1st	2nd	1st	1st
NCAA		(7th)	1st	1st	7th	18th	19th	35th	12th
1986	8-5	Unranked	406.6	235.6	25.0	277.8	88.8	189.0	17.1
WAC	2nd	(9th)	4th	7th	4th	2nd	1st	2nd	1st
NCAA			19th	20th	39th	10th	6th	55th	24th
1987	9-4	Unranked	382.7	291.8	27.8	353.0	136.6	216.4	22.6
WAC	2nd		6th	5th	6th	4th	2nd	3rd	4th
NCAA			33rd	9th	22nd	51st	23rd	88th	55th
1988	9-4	Unranked	456.9	322.8	33.4	320.3	131.4	188.8	22.0
WAC	T-3rd	(18th)	3rd	2nd	5th	2nd	2nd	2nd	3rd
NCAA			13th	4th	13th	34th	23rd	55th	52nd
1989	10-3	22 AP	540.4	394.3	40.3	404.6	137.7	266.9	26.6
WAC	1st	18 UPI	1st	1st	1st	3rd	2nd	9th	3rd
NCAA		(15th)	2nd	2nd	4th	80th	36th	104th	74th
1990	10-3	22 AP	565.8	448.3	42.5	390.8	116.3	253.3	23.8
WAC	1st	17 UPI	1st	1st	1st	5th	2nd	1st	4th
NCAA		(4th)	2nd	2nd	2nd	74th	20th	42nd	56th
1991	8-3-2	23rd AP	479.5	343.8	35.0	431.3	156.8	274.5	25.7
WAC	1st	23rd CNN	1st	1st	1st	6th	3rd	8th	4th
NCAA		(23rd)	5th	2nd	11th	96th	53rd	92nd	74th
1992	8-5	Unranked	459.8	297.9	29.6	360.0	128.9	231.1	22.9
WAC	T-1st	Unranked	2nd	1st	4th	1st	1st	3rd	2nd
NCAA		(22nd)	7th	5th	16th	60th	23rd	49th	58th
1993	6-6	Unranked	474.7	369.1	35.5	475.7	227.7	248.0	37.0
WAC	T-1st	(17th)	3rd	1st	2nd	10th	10th	7th	9th
NCAA			9th	2nd	12th	104th	102nd	94th	103rd
1994	10-3	18th AP	457.4	312.9	29.5	383.6	121.4	262.2	24.5
WAC	T-2nd	10th CNN	2nd	1st	6th	6th	3rd	8th	5th
NCAA		(10th)	9th	3rd	26th	71st	22nd	90th	61st

	FINISH	RANK (HIGH)	TOTAL OFF	PASS OFF	SCORE OFF	TOTAL DEF	RUSH DEF	PASS DEF	SCORE DEF
1995	7-4	Unranked	411.8	315.4	27.9	377	167.7	209.3	24.4
WAC	T-1st	(25th)	7th	1st	6th	4th	4th	4th	5th
NCAA			28th	5th	36th	62nd	62nd	61st	58th
1996	14-1	5th AP	478	295.9	40.8	316.6	124.6	192.0	18.7
WAC	1st	5th CNN	2nd	4th	1st	1st	1st	3rd	1st
NCAA		(5th)	6th	13th	5th	25th	27th	36th	25th
1997	6-5	Unranked	335.6	227.3	22.7	358.0	164.4	193.6	23.1
WAC	5th PD	(16th)	9th	2nd	9th	10th	10th	10th	7th
NCAA			73rd	39th	68th	52nd	66th	72nd	50th
1998	9-5	Unranked	381.7	236.9	28.8	273.9	91.2	182.7	19.2
WAC	2nd		5th	1st	3rd	1st	1st	3rd	2nd
NCAA			44th	34th	37th	5th	5th	21st	25th
1999	8-4	Unranked	425.6	324.3	30.2	307.8	102.5	205.3	20.9
MWC	T-1st	(12th)	1st	1st	2nd	2nd	1st	5th	4th
NCAA			13th	8th	28th	21st	14th	39th	32nd
2000	6-6	Unranked	374.0	274.6	23.3	345.0	121.7	223.3	25.8
MWC	T-3rd		4th	1st	4th	4th	2nd	8th	7th
NCAA			55th	16th	73rd	40th	30th	72th	66th
2001	12-2	25th AP	542.8	325.0	46.8	448.5	202.8	245.7	30.5
MWC	1st	24th ESPN	1st	1st	1st	6th	5th	7th	6th
NCAA		(7th)	1st	7th	1st	102nd	95th	88th	85th
2002	5-7	Unranked	381.8	260.8	22.7	384.7	177.8	206.9	27.8
MWC	7th	(24th)	5th	3rd	7th	5th	7th	3rd	5th
NCAA			50th	27th	87th	69th	91st	48th	72nd
2003	4-8	Unranked	314.6	215.0	16.3	307.0	130.8	176.2	25.8
MWC	T-4th		7th	4th	8th	2nd	3rd	2nd	7th
NCAA			102nd	64th	109th	14th	33rd	8th	62nd
2004	5-6	Unranked	384.0	279.5	24.3	378.5	149.3	229.3	26.8
MWC	3rd		3rd	1st	4th	5th	4th	8th	5th
NCAA			48th	12th	69th	59th	59th	78th	70th
2005	6-6	Unranked	462.4	310.1	33.0	417.1	147.8	269.3	29.2
MWC	T-2nd		2nd	1st	2nd	7th	3rd	9th	5th
NCAA			13th	6th	24th	91st	57th	104th	83rd
2006	11-2	16th AP	465.5	323.5	36.8	319.2	114.1	205.1	14.7
MWC	1st	15th USA	1st	1st	1st	3rd	4th	5th	2nd
NCAA		(15th)	4th	4th	5th	38th	31st	65th	10th
2007	11-2	14th AP	442.8	298.38	30.1	307.9	97.5	210.4	18.5
MWC	1st	14th USA	1st	1st	1st	1st	1st	6th	2nd
NCAA		(14th)	25th	14th	47th	10th	9th	32nd	9th
2008	10-3	25st AP	444.8	310.4	34.2	355.9	140.3	215.6	21.9
MWC	3rd	21st USA	1st	1st	2nd	6th	5th	8th	3rd
NCAA		(7th)	16th	6th	20th	59th	60th	74th	39th
2009	11-2	12th AP	427.2	281.5	35.5	329.1	110.2	218.9	21.5
MWC	2nd	12th USA	2nd	1st	2nd	4th	2nd	5th	4th
NCAA		(7th)	21st	17th	11th	28th	21st	63rd	29th
2010	7-6	Unranked	366.5	198.4	26.2	330.8	138.6	192.2	21.6
MWC	T-3rd	(25th)	5th	5th	5th	2nd	3rd	3rd	4th
NCAA			73rd	76th	70th	24th	45th	23rd	32nd
2011	10-3	25th USA	405.7	245.4	30.1	312.9	112.9	200.8	20.4
INDY		Unranked	2nd	2nd	1st	1st	1st	2nd	32nd
NCAA		(25th)	41st	47th	42nd	13th	19th	32nd	22nd
2012	8-5	Unranked	400.4	247.2	28.7	266.1	86.9	179.2	14.0
INDY		Unranked	3rd	1st	1st	1st	1st	2nd	2nd
NCAA		(25th)	60th	50th	65th	3rd	2nd	10th	3rd
2013	8-5	Unranked	493.7	226.3	30.2	378.8	159.9	218.9	22.1
INDY			1st	4th	2nd	2nd	1st	4th	1st
NCAA			14th	73rd	55th	48th	57th	46th	22nd
2014	8-5	Unranked	460.5	278.7	37.1	391.5	121.8	269.7	27.5
INDY		(18th)	1st	2nd	1st	1st	1st	4th	2nd
NCAA			26th	26th	14th	56th	20th	112th	71st

1974 FIESTA BOWL

12/28/74 TEMPE, ARIZ. (50,878)
OKLAHOMA STATE 16, BYU 6

Oklahoma State	0	7	3	6	16
Brigham Young	6	0	0	0	6

TEAM STATISTICS OKLA. ST. BYU

Rushes-Yards	55-147	36-120
Passing Yards	77	181
Passes	7-18-0	15-31-3

SCORING:

BYU – Uselman 30-yard field goal
BYU – Uselman 43-yard field goal
OSU – Walker 12-yard run (Daigle kick)
OSU – Daigle 42-yard field goal
OSU – Bain 40-yard pass from Thompson (kick failed)

GAME SUMMARY:

Competing in its first post-season bowl game ever, BYU played Western Athletic Conference host to the Oklahoma State Cowboys before a crowd of 50,878. The Cougars got off to a quick start with two field goals during the first quarter before All-WAC quarterback Gary Sheide suffered a dislocated shoulder in the last moments of the quarter. He was replaced by junior reserve Mark Giles. The Cowboys took the scoring lead during the second quarter on a touchdown run around left end, giving Oklahoma State a 7-6 halftime advantage. OSU regained possession of the ball on the Cougars' 17-yard line after intercepting Giles, but the Cowboys were unable to convert on the turnover. A field goal from 32 yards out put the Cowboys in front 10-6 at the end of the third quarter. With 1:14 remaining in the game, Oklahoma State scored another touchdown on a 40-yard halfback pass to complete the scoring. The Cougars out-gained Oklahoma State in total yardage, 301-224. Giles was 11 of 26 for 138 yards. After three losses and a tie to open the season, the Cougars reeled off seven straight victories prior to the bowl game.

1976 TANGERINE BOWL

12/18/76 ORLANDO, FLA. (37,812)
OKLAHOMA STATE 49, BYU 21

Oklahoma State	7	21	21	0	49
Brigham Young	0	14	0	7	21

TEAM STATISTICS OKLA. ST. BYU

Rushes-Yards	70-375	26-46
Passing Yards	27	209
Passes	2-10-0	23-34-4

SCORING:

OSU – Dawson 36 pass interception (Daigle kick)
BYU – Christensen 1-yard run (Taylor kick)
OSU – Weatherbie 2-yard run (Daigle kick)
OSU – Miller 3-yard run (Daigle kick)
BYU – Thompson 27-yard pass from Nielson (Taylor kick)
OSU – Miller 78-yard run (Daigle kick)
BYU – Lowry 102-yard kickoff return (Taylor kick)
OSU – R. Turner 1-yard run (kick failed)
OSU – Miller 6-yard run (Lisle pass from Weatherbie)
OSU – Miller 1-yard run (Daigle kick)

GAME SUMMARY:

Powerful Oklahoma State, sparked by All-American Terry Miller (173 yards rushing on 23 carries), used four pass interceptions and a fumble recovery to capture the 31st annual Tangerine Bowl contest. Eventually, the Cowboys yielded only 46 yards rushing. The Cougars, however, stayed close in the first half, which ended 28-14. Dave Lowry returned the second-half kickoff 102 yards (a Tangerine Bowl record) to move the Cougars to within seven at 28-21. From there, it was all Cowboys. BYU's Gifford Nielsen completed 23 of 34 passes for 209 yards and one touchdown, but the Cougars could only roll up 255 yards to Oklahoma State's 402. BYU entered the game with a 9-2 record, while Oklahoma State came in after tying for the Big 8 title. The Cowboys missed out on the Orange Bowl because of the conference tie-breaking formula. Later, the stadium was expanded and the name changed to the Florida Citrus Bowl.

1978 HOLIDAY BOWL

12/22/78 SAN DIEGO, CALIF. (52,500)
NAVY 23, BYU 16

Navy	0	3	7	13	23
Brigham Young	3	6	7	0	16

TEAM STATISTICS NAVY BYU

Rushes-Yards	58-214	33-74
Passing Yards	138	181
Passes	8-14-1	16-34-2

SCORING:

BYU – Johnson 33-yard field goal
NAVY – Tata 40-yard field goal
BYU – Chrionister 10-yard pass McMahon (Johnson kick)
BYU – McMahon 2-yard run (Johnson kick)
NAVY – Tolbert 4-yard run (Tata kick)
NAVY – Tata 28-yard field goal
NAVY – McConkey 65-yard pass from Leszczynski (Tata kick)
NAVY – Tata 27-yard field goal

GAME SUMMARY:

The inaugural Holiday Bowl pitted two teams with local drawing power, the Naval Academy and Brigham Young University. Despite chilly temperatures, the two teams engaged in a hard-hitting battle. Defense dominated the first two quarters. Brent Johnson put the Cougars on the scoreboard first with a 33-yard field goal with 8:26 left in the first quarter. But Navy's Bob Tata boomed a 40-yard field goal to tie the score at 3-3. Jim McMahon sent the Cougars ahead with a 10-yard pass to Mike Chronister, but Johnson missed the PAT. McMahon ran another in from two yards out in the third period for a 16-3 BYU lead. Navy cut the lead to 16-10 after three quarters and then tied the game on two field goals in the fourth quarter, but it was a 65-yard pass to Phil McConkey that did the Cougars in. Some 52,500 witnessed the game in person. McConkey was named Best Offensive Player and BYU's Tom Enlow won Best Defensive Player honors. Navy finished the year at 9-3, BYU at 9-4.

1979 HOLIDAY BOWL

12/21/79 SAN DIEGO, CALIF. (52,200)
INDIANA 38, BYU 37

Indiana	14	7	10	7	38
Brigham Young	14	3	17	3	37

TEAM STATISTICS	INDIANA	BYU
Rushes-Yards	59-183	30-140
Passing Yards	171	380
Passes	11-30-1	28-43-3

SCORING:

BYU – Lane 1-yard run (Johnson kick)
 IND – Stephenson 38-yard pass from Clifford (Kellog kick)
 IND – Clifford 1-yard run (Kellog kick)
 BYU – Wilson 3-yard run (Johnson kick)
 BYU – Johnson 40-yard field goal
 IND – Clifford 1-yard run (Kellog kick)
 BYU – Jones 13-yard pass from Wilson (Johnson kick)
 IND – Harkrader 1-yard run (Kellog kick)
 IND – Kellog 26-yard field goal
 BYU – Johnson 29-yard field goal
 BYU – Lane 15-yard pass from Wilson (Johnson kick)
 BYU – Johnson 28-yard field goal
 IND – Wilbur 62-yard punt return (Kellog kick)

GAME SUMMARY:

The 1979 season ended with BYU leading the nation in scoring, passing and total offense. At 11-0, the Cougars were one of the few undefeated, untied teams in the nation. Those kinds of credentials, along with its No. 9 national ranking in the UPI and AP polls made BYU the favorite over the at-large entry, Indiana. The opportunistic Hoosiers played the Cougars tough, holding a 21-17 lead at the half. BYU jumped ahead in the third quarter, 24-21, on a 13-yard pass from All-American Marc Wilson to Homer Jones. The Cougars fell behind, 31-24, but regained the lead at 34-31 on a 15-yard pass to Eric Lane. With 12:14 left to play, BYU padded the lead on the third field goal of the game by Brent Johnson. But midway through the fourth quarter, Indiana's Tim Wilbur returned a punt 62 yards to push the Hoosiers ahead 38-37. With 2:06 remaining, the Cougars moved the ball 69 yards to the Indiana 10. Then, with 11 seconds left, Johnson missed a 27-yard field goal that would have won the game. Wilson was voted the MVP on offense (28 of 43 for 380 yards) and Indiana's Wilbur won the honor for defense. Clay Brown caught nine passes for 142 yards. Lane grabbed nine passes for 79 yards and also scored a rushing touchdown. Jones scored a touchdown and had 126 yards on seven kickoff returns.

1980 HOLIDAY BOWL

12/19/80 SAN DIEGO, CALIF. (50,200)
BYU 46, SOUTHERN METHODIST 45

Brigham Young	7	6	6	27	46
Southern Methodist	19	10	9	7	45

TEAM STATISTICS	SMU	BYU
Rushes-Yards	66-393	24-(-2)
Passing Yards	53	446
Passes	6-11-0	32-49-1

SCORING:

SMU – Dickerson 15-yard run (Garcia kick)
 SMU – James 45-yard run (Garcia kick)
 SMU – Safety
 SMU – Garcia 42-yard field goal
 BYU – Brown 64-yard pass from McMahon (Gunther kick)
 SMU – James 3-yard pass from McIlhenny (Garcia kick)
 SMU – Garcia 44-yard field goal
 BYU – Sikahema 83-yard punt return (pass failed)
 SMU – Dickerson 1-yard run (pass failed)
 BYU – Brown 13-yard pass from McMahon (pass failed)
 SMU – Garcia 42-yard field goal
 BYU – Phillips 1-yard run (pass failed)
 SMU – James 42-yard run (Garcia kick)
 BYU – Braga 15-yard pass from McMahon (Pass failed)
 BYU – Phillips 1-yard run (pass to Phillips)
 BYU – Brown 41-yard pass from McMahon (Gunther kick)

GAME SUMMARY:

One observer said the 1980 Holiday Bowl was actually two ball games—a contest which lasted most of four quarters and another of four minutes duration. SMU controlled the “first game,” leaving the Cougars behind 20 points with only minutes remaining. Unfortunately, many fans either turned off their TV sets or left the stadium in San Diego before the “second game” began. In the final four minutes, BYU surged to a stunning 46-45 win. For 56 minutes the Mustangs taught the Cougars a lesson in running the football. The Mustangs' two great running backs, Craig James and Eric Dickerson, rushed for a combined total of 335 yards. With 4:07 remaining in the game, SMU scored to go ahead, 45-25. From there the Cougars connected on a TD pass, recovered an on-side kick, scored on a one-yard run by Scott Phillips, and blocked a punt. Finally, with three seconds left on the clock, Jim McMahon connected on a “Hail Mary” pass of 41 yards to Clay Brown. With the score tied, Kurt Gunther kicked the extra point to send BYU fans streaming onto the field. McMahon was 32 of 49 passes for 446 yards. It may have been the most exciting bowl game ever, with the Cougars getting 21 points in the final 2:33. Ironically, four passes on conversion attempts had failed before McMahon hit Phillips after the next-to-last touchdown to cut a 45-31 deficit to 45-39 and put the Cougars in a position to win the game with one more score. The 50-yard drive was set up when Todd Shell recovered a Brent Johnson on-side-kick at midfield. SMU got the ball back with 1:57 but had to punt. The kick was blocked by defensive back Bill Schoepflin and recovered by the SMU punter, Eric Kaifes, with 13 seconds left. McMahon threw one incomplete pass intended for Brown and another for Lloyd Jones before unleashing the famous pass to Brown in the end zone with no time left on the clock.

1981 HOLIDAY BOWL

12/18/81 SAN DIEGO CALIF. (52,419)
BYU 38, WASHINGTON STATE 36

Brigham Young	7	17	7	7	38
Washington St.	0	7	21	8	36

TEAM STATISTICS	WASH. ST.	BYU
Rushes-Yards	53-245	32-69
Passing Yards	106	368
Passes	8-25-2	28-44-0

SCORING:

BYU – Plater 35-yd pass fr. McMahon (Gunther kick)
 BYU – Hudson 7-yd pass fr. McMahon (Gunther kick)
 WSU – Turner 2-yd run (Leland kick)
 BYU – Gunther 20-yd field goal
 BYU – Hamilton 1-yd run (Gunther kick)
 BYU – Holmoe 35-yd interception return (Gunther kick)
 WSU – Lavomme 18-yd run (Beech pass)
 WSU – Williams 5-yd run (pass failed)
 WSU – Turner 13-yd run (Leland kick)
 BYU – Pettis 11-yd pass fr. McMahon (Gunther kick)
 WSU – Martin 1-yd run (Turner run)

GAME SUMMARY:

The 1981 edition of the Holiday Bowl fit the mold of its predecessors. This time it was the Cougars of BYU versus the Cougars of Washington State, playing before a crowd of 52,419. BYU held a 24-7 lead at halftime, then pushed the score to 31-7 as Tom Holmoe intercepted a pass and returned it 35 yards to give the WAC champions a comfortable edge. As the second half progressed, it appeared BYU would be the come-from-behind victim in this one. With only 59 seconds left in the third quarter, Washington State scored to make it 31-28. But Jim McMahon took over moving BYU 82 yards for a score to stretch the lead to 38-28. Statistically, it was a typical McMahon game, 27 of 43 with no interceptions and three touchdowns. Tight end Gordon Hudson had an excellent game, collecting seven catches for 126 yards and a touchdown. Dan Plater also caught a touchdown pass and Waymon Hamilton scored on the ground. Washington State quarterbacks Clete Casper and Ricky Turner completed only eight passes for 106 yards but Turner had 82 yards rushing while Don LaBomme had 79. Each team scored five touchdowns, so the difference actually came midway through the second quarter when Kurt Gunther connected on a 20-yard field goal after a BYU drive stalled on the Washington State three.

1982 HOLIDAY BOWL

12/17/82 SAN DIEGO CALIF. (52,533)
OHIO STATE 47, BYU 17

Ohio State	3	14	17	13	47
Brigham Young	0	10	0	7	17

TEAM STATISTICS	OHIO ST.	BYU
Rushes-Yards	66-329	18-60
Passing Yards	132	352
Passes	11-19-0	28-46-1

SCORING:

OSU – Spangler 47-yard field goal
 BYU – Balholm 7-yard pass from Young (Gunther kick)
 OSU – Spencer 61-yard run (Spangler kick)
 OSU – Tomzak 3-yard run (Spangler kick)
 BYU – Gunther 39-yard field goal
 OSU – Broadnax 1-yard run (Spangler kick)
 OSU – Spencer 18-yard run (Spangler kick)
 OSU – Spangler 37-yard field goal
 OSU – Gayle 1-yard run (Spangler kick)
 BYU – Hudson 13-yard pass from Young (Gunther kick)
 OSU – Gayle 5-yard run (kick failed)

GAME SUMMARY:

The Cougars had their two-game Holiday Bowl win streak snapped by Ohio State, 47-17. BYU's bubble burst at the outset of the third quarter, when the Buckeyes reeled off 17 unanswered points. Tim Spencer blew through the Cougar defense for 167 yards, including a record-setting 61-yard touchdown run in the second quarter that put Ohio State up, 10-7. Steve Young completed 27 of 45 passes for 341 yards, but BYU had a tough time getting into the end zone. The Cougars turned the ball over to Ohio State three times inside the 30 and saw the Buckeyes convert each turnover into a score. The Cougars took the lead early in the second quarter with a seven-yard strike to Neil Balholm. But Spencer's long gallop and a blocked punt put the Buckeyes up, 17-10, at halftime. Big fullback Vaughn Broadnax scored on the opening drive of the second half, and on the next play, Young was intercepted and Spencer ran 18 yards to put Ohio State in control for good. BYU's only other score came midway through the fourth quarter when Gordon Hudson caught a 13-yard pass. Ohio State quarterback Mike Tomzak had only 132 yards passing and no touchdowns, but his fleet of running backs scored six times on the ground. Ten different BYU players caught passes, led by Hudson with seven receptions for 81 yards and Balholm with 58 yards receiving.

1983 HOLIDAY BOWL

12/23/83 SAN DIEGO, CALIF. (51,480)
BYU 21, MISSOURI 17

Brigham Young	0	7	7	7	21
Missouri	7	3	0	7	17

TEAM STATISTICS	MISSOURI	BYU
Rushes-Yards	64-252	25-42
Passing Yards	86	328
Passes	7-16-2	25-37-3

SCORING:

MO – Drain 2-yard run (Burditt kick)
 BYU – Young 10-yard run (Johnson kick)
 MO – Burditt 37-yard field goal
 BYU – Stinnett 33-yard pass from Young (Johnson kick)
 MO – Drain 2-yard run (Burditt kick)
 BYU – Young 14-yard pass from Stinnett (Johnson kick)

GAME SUMMARY:

Yet another chapter was added to the saga of impossible, thrilling Holiday Bowl finishes when BYU defeated Missouri, 21-17. The game was billed as a classic matchup between Missouri's stubborn defense and BYU's explosive offense, led by quarterback Steve Young. Missouri held BYU to just 167 yards and seven points in the first half, while BYU's defense allowed the Tigers only 157 yards and 10 points. Missouri got its first-half points on a two-yard run by Eric Drain and a 37-yard field goal by Brad Burditt. BYU's touchdown came on a 10-yard quarterback draw by Young. In the second half, Young hit Eddie Stinnett with a 33-yard touchdown pass. Missouri came right back with another two-yard plunge by Drain. A valiant goal-line stand by BYU gave the Cougars the ball on the six-yard-line with 3:57 left in the game. Led by Young, the Cougars moved down the field to the Missouri 15 with under a minute to play. On first-and-10 at the Tigers' 15, Young handed to Stinnett, who faked a sweep right and threw back across the field to Young. The Stinnett pass barely cleared the outstretched hands of Missouri's Bobby Bell allowing Young to gather it in and scramble 15 yards to the end zone. The PAT gave BYU a 21-17 lead with 23 seconds left. Kyle Morrell intercepted a Missouri desperation pass at the BYU two-yard line and returned it to the 17 to seal the win.

1984 HOLIDAY BOWL

12/21/84 SAN DIEGO, CALIF. (61,243)
BYU 24, MICHIGAN 17

Brigham Young	0	10	0	14	24
Michigan	0	7	7	3	17

TEAM STATISTICS	MICHIGAN	BYU
Rushes-Yards	49-120	27-112
Passing Yards	82	371
Passes	7-15-1	35-49-3

SCORING:

BYU – Smith 5-yard run (Johnson kick)
 UM – Rogers 5-yard run (Bergeron kick)
 BYU – Johnson 31-yard field goal
 UM – Perryman 10-yard pass from Zurbrugg (Bergeron kick)
 UM – Bergeron 32-yard field goal
 BYU – Kozlowski 7-yard pass from Bosco (Johnson kick)
 BYU – Smith 13-yard pass from Bosco (Johnson kick)

GAME SUMMARY:

Holiday Bowl VII lived up to all the glamour and excitement of the previous six bowls, plus it had a new dimension--national championship luster--thanks to BYU's undefeated, untied season and No. 1 ranking. The 24-17 Cougar victory marked the first time in years that a non-New Year's Day bowl game determined the national championship. The contest was played in typical Holiday Bowl fashion. After a scoreless first quarter in which Cougar quarterback Robbie Bosco was forced to the sideline with an injured knee and ankle, the game began to develop drama. BYU scored first with 8:37 left in the first half on a five-yard run by Kelly Smith. The touchdown was set up when a limping Bosco returned to the lineup and engineered an 80-yard drive. The Wolverines responded by putting together an 80-yard scoring drive of their own, culminating on Rick Rogers' five-yard touchdown run up the middle. The PAT tied the score at seven. The tie was short-lived however, as a 31-yard field goal by Lee Johnson with time running out in the first half gave BYU a 10-7 lead at the break. Midway through the third period, Michigan went on top for the first time at 14-10 on a 10-yard scoring strike from Bob Zurbrugg to Bob Perryman. The Wolverines added to their lead when Bob Bergeron nailed a 32-yard field goal to make the Michigan lead 17-10 with 14:14 to play. The Cougar offense then produced an 80-yard drive that culminated with a seven-yard Bosco-to-Glen Kozlowski touchdown pass to tie the game at 17 with 10:51 to go. Bosco's 13-yard scoring toss to Smith with 1:23 remaining made it 24-17. Two plays later Marv Allen intercepted a pass to clinch a 13-0 season and the Cougars' first-ever national championship. David Mills finished with 11 catches for 103 yards receiving and Smith had 10 for 88. Lakei Heimuli led BYU with 82 yards rushing while Bob Perryman had 110 for Michigan.

1985 CITRUS BOWL

12/28/85 ORLANDO, FLA. (50,920)
OHIO STATE 10, BYU 7

Ohio State	0	3	7	0	10
Brigham Young	0	7	0	0	7

TEAM STATISTICS	OHIO ST.	BYU
Rushes-Yards	42-133	22-88
Passing Yards	196	261
Passes	19-36-0	26-50-4

SCORING:

OSU – Spangler 47-yard field goal
BYU – Miles 38 yard pass from Bosco (Webster kick)
OSU – Kolic 14 pass interception (Spangler kick)

GAME SUMMARY:

In what promised to be an offensive showdown between pass-happy BYU (11-2) and rough and tumble Ohio State (8-3), two of the nation's top defenses took center stage. In fact, the game's only touchdowns were produced by a noseguard on an interception and a reserve wide receiver on a broken play. Buckeye kicker Rich Spangler tallied the first points of the game with a 47-yard field goal early in the second quarter to give Ohio State a 3-0 lead. BYU attempted to answer with a long drive of its own, only to come away empty after Vai Sikahema fumbled on an apparent touchdown plunge. Before the first half ended, quarterback Robbie Bosco rolled left, whirled right and found wide receiver David Miles on a 38-yard strike to give the Cougars a 7-3 halftime lead. In the second half, Ohio State nose-guard Larry Kolic intercepted Bosco and took it in for a touchdown to give the Buckeyes a 10-7 lead. Leon White and Kyle Whittingham recovered fumbles but Kolic got another interception and Terry White intercepted two in the end zone to stop BYU threats—one with 3:38 to play and again with three seconds left. Ohio State was the benefactor of six Cougar turnovers, and the Buckeyes went home the victor. Mark Bellini had 89 yards receiving while Lakei Heimuli added 10 receptions for 77 yards.

1986 FREEDOM BOWL

12/30/86 ANAHEIM, CALIF. (55,422)
UCLA 31, BYU 10

UCLA	7	0	17	7	31
Brigham Young	3	0	0	7	10

TEAM STATISTICS	UCLA	BYU
Rushes-Yards	49-423	43-73
Passing Yards	95	221
Passes	8-21-1	25-43-3

SCORING:

BYU – Chitty 32-yard field goal
UCLA – Green 3-yard run (Franey kick)
UCLA – Green 1-yard run (Franey kick)
UCLA – Franey 49-yard field goal
UCLA – Green 79-yard run (Franey kick)
UCLA – Dorrell 13-yard pass from Green (Franey kick)
BYU – Hansen 3-yard run (Chitty kick)

GAME SUMMARY:

Although BYU failed to win the WAC title, the Cougars kept alive an impressive streak of nine bowl appearances in a row by being invited to the third annual Freedom Bowl. There they met familiar foe UCLA. The two teams had met in 1985 when the Bruins came from behind to win a tough game in Provo, 27-24. The Freedom Bowl, however, proved different as UCLA outstanding running back Gaston Green broke open a close game in the third quarter and the Bruins went on to win 31-10. Green finished with 266 yards on 33 carries. The first half was all defense as the two teams punted nine times in the first 30 minutes. BYU struck first when linebacker Andy Katoo recovered a UCLA fumble at the Bruin 47 and Leonard Chitty put the Cougars ahead 3-0 with a 32-yard field goal. UCLA stormed ahead to stay with a 71-yard touchdown drive highlighted by a 49-yard run on a reverse by Bruin receiver Karl Dorrell. From then on, it was UCLA most of the way. Cougar quarterbacks Bob Jensen and Mike Young managed to pass for over 200 yards, but UCLA and Green did most of the damage. Costly injuries to standouts Mark Bellini and Katoo hindered the Cougar effort, but Outland Trophy winner Jason Buck turned in another strong effort.

1987 ALL-AMERICAN BOWL

12/22/87 BIRMINGHAM, ALA. (37,000)
VIRGINIA 22, BYU 16

Virginia	7	7	0	8	22
Brigham Young	3	0	6	7	16

TEAM STATISTICS	VIRGINIA	BYU
Rushes-Yards	4-3-187	26-95
Passing Yards	162	394
Passes	10-19-2	37-61-1

SCORING:

BYU – Chitty 20-yard field goal
UVA – Secules 2-yd run (Inderlied kick)
UVA – Morgan 25-yd run (Inderlied kick)
BYU – Whittingham 8-yd run (pass failed)
UVA – Ford 22-yd pass from Secules (Wilson pass)
BYU – Whittingham 1-yd pass from Covey (Chitty kick)

GAME SUMMARY:

The 11th annual All-American Bowl began with temperatures in the 40s and BYU never warmed up. The Cougars' 10th consecutive bowl appearance included several records, but BYU lost 22-16 in its first-ever meeting with Virginia. Sean Covey attempted 61 passes, David Miles had 188 yards in receptions and Pat Thompson only punted once, but BYU fell short several times. Darren Handley, BYU's leading receiver, dropped a touchdown pass in the first quarter before BYU settled for a 20-yard field goal by Leonard Chitty. However, Chitty, who set a season best for field goals (18) and consecutive PATs (29), missed from 51 and 47 yards as Virginia took a 14-3 lead into the intermission. BYU got to the Virginia two-yard-line midway through the third quarter only to have a fourth-down pass tipped away. Later, Freddie Whittingham scampered eight yards to cut the lead to 14-9 at the end of the third quarter. Virginia, led by quarterback Scott Secules, the game's MVP, made a crucial 76-yard drive to go ahead 22-9 with 11 minutes left. Then, BYU went the same distance to score on a one-yard pass to Whittingham with seven minutes remaining. But that was as close as the Cougars would get. Ironically, nine years earlier on the same date Virginia coach George Welsh was head coach of Navy, which beat BYU 23-16 in the inaugural Holiday Bowl.

1988 FREEDOM BOWL

12/29/88 ANAHEIM, CALIF. (35,941)
BYU 20, COLORADO 17

Brigham Young	7	0	7	6	20
Colorado	7	7	0	3	17

TEAM STATISTICS	COL	BYU
Rushes-Yards	60-273	42-152
Passing Yards	64	168
Passes	5-16-2	15-27-1

SCORING:

COL – Bieniemy 1-yard run (Blottiaux kick)
BYU – Salido 19-yard pass from Covey (Chaffetz kick)
COL – Bieniemy 1-yard run (Blottiaux kick)
BYU – Cutler 14-yard pass from Detmer (Chaffetz kick)
COL – Blottiaux 19-yard field goal
BYU – Chaffetz 31-yard field goal
BYU – Chaffetz 35-yard field goal

GAME SUMMARY:

A star was born in the fifth annual Freedom Bowl when Ty Detmer came off the bench to earn MVP honors while leading the Cougars to an upset victory over Colorado. Cool weather didn't hamper diminutive Eric Bieniemy, who rushed 33 times for 144 yards and two touchdowns. But his heroics couldn't offset Detmer's 11 for 17 and 129 yards in the second half. Scott Peterson made an interception to set up the game-winning field goal. It was an exciting contest for the 35,941 fans (49,694 tickets were sold) in attendance. A fumble at midfield led to the Buffaloes' first score, before Sean Covey found Mike Salido to tie the score. An interception in the end zone stopped a BYU drive early in the second quarter as the Cougars trailed at the half, 14-7. A Detmer to Chuck Cutler pass tied the game in the third quarter but Colorado took a 17-14 lead early in the final quarter. BYU then moved from its own four to the Buffalo 14 and tied the game with 4:11 left on a 31-yarder by Chaffetz. Three plays later, Peterson's interception and a 15-yard penalty put the ball at the Colorado 32. With 2:33 left, Chaffetz booted a 35-yarder for the victory. Halfback Matt Bellini carried eight times for 78 yards and caught four passes for 41 yards.

1989 HOLIDAY BOWL

12/29/89 SAN DIEGO, CALIF. (61,113)
PENN STATE 50, BYU 39

Penn State	3	9	17	21	50
Brigham Young	3	10	13	13	39

TEAM STATISTICS	PENN. ST.	BYU
Rushes-Yards	54-249	23-75
Passing Yards	215	576
Passes	11-21-14	2-59-2

SCORING:

PSU – Tarasi 30-yard field goal
BYU – Chaffetz 20-yard field goal
PSU – Smith 24-yard pass from Sacca (kick failed)
BYU – Detmer 1-yard run (Chaffetz kick)
PSU – Tarasi 36-yard field goal
BYU – Chaffetz 22-yard field goal
PSU – Tarasi 51-yard field goal
PSU – Thompson 16-yard run (Tarasi kick)
BYU – Detmer 1-yard run (kick failed)
PSU – Thompson 14-yard run (Tarasi kick)
BYU – Boyce 12-yard pass from Detmer (Chaffetz kick)
PSU – Thomas 7-yard run (run failed)
PSU – Daniels 52-yard pass from Sacca (pass failed)
BYU – Whittingham 10-yard run (Chaffetz kick)
BYU – Nyberg 3-yard pass from Detmer (pass failed)
PSU – Collins 2-point conversion int. return
PSU – Brown 53 fumble return (kick)

GAME SUMMARY:

Two unusual plays late in the game kept BYU from downing Penn State and offset 576 yards passing by Ty Detmer—the highest total ever in a bowl game. For his effort, and thanks to blocking from Outland Trophy winner Mohammed Elewonibi, Detmer had the rare privilege of sharing MVP honors despite playing on the losing team. BYU trailed 41-26 with nine and a half minutes remaining and scored twice to cut the lead to 41-39 with 2:30 to play. The Cougars went for a two-point conversion to tie the game, but Detmer's pass was intercepted in the end zone by Penn State linebacker Andre Collins and returned 102 yards for two points. Down 43-39, the Cougars, led by Bob Davis, forced the Lions to punt, giving BYU the ball on its own 12 with two minutes left. Passes to Brent Nyberg, Matt Bellini, Chris Smith and Andy Boyce moved the ball to the Penn State 38 with a minute left to play. Then, what appeared to be a sack by Penn State safety Gary Brown turned into a score for the Nittany Lions. Brown stripped the ball from Detmer at the Penn State 47 and raced 53 yards for the score. Penn State finished the season ranked 14th by UPI and 15th by AP and CNN/USA Today. BYU was 18th in the UPI poll and 22nd in the others.

1990 HOLIDAY BOWL

12/29/90 SAN DIEGO, CALIF. (61,441)
TEXAS A&M 65, BYU 14

Texas A&M	14	23	7	21	65
Brigham Young	7	0	7	0	14

TEAM STATISTICS	TEXAS A&M	BYU
Rushes-Yards	64-356	21-(-)12
Passing Yards	324	197
Passes	16-18-0	15-32-1

SCORING:

TAM – R. Wilson 1-yard run (Talbot kick)
BYU – C. Smith 8-yard pass from Detmer (kick)
TAM – D. Lewis 6-yard run (Talbot kick)
TAM – Richardson 6-yard run (kick)
TAM – Safety
TAM – Richardson 22 pass from D. Lewis (kick)
TAM – Garrett 6-yard pass from Richardson (Talbot kick)
BYU – Clark 1-yard pass from Evans (kick)
TAM – Richardson 27-yard run (kick)
TAM – D. Lewis 3-yard run (Talbot kick)
TAM – Paterson 14-yard pass from Pavlas (kick)
TAM – Krahl 9-yard pass from Pavlas (Talbot kick)

GAME SUMMARY:

Led by quarterback Bucky Richardson and All-America running back Darren Lewis, underdog Texas A&M was out to show it belonged among the nation's elite. The Cougars entered the game beat up. Defensive backs Tony Crutchfield and Norm Dixon weren't able to suit up and Heisman Trophy winner Ty Detmer was playing with a slight separation in his non-throwing shoulder. The second-largest Holiday Bowl crowd ever (61,441) watched the Aggies march 80 yards in 13 plays to take a 7-0 lead. The Cougars tied the score on an eight-yard Detmer-to-Chris Smith touchdown pass, but after that, the game was all Texas A&M. The Aggies went on to score 23 points in the second quarter en route to a 37-7 half-time lead. With the game out of hand, the big story was William Thomas' crunching sack that separated Detmer's throwing shoulder and put him out of the game early in the third quarter. The Aggies continued to dominate by racking up nearly 200 yards rushing in the second half. Texas A&M's Richardson would go on to be named Offensive Player of the Game by piling up 344 yards in total offense. Thomas was named the top defensive player. BYU finished the season ranked 17th by UPI, 20th by CNN/USA Today and 22nd by AP. BYU had been as high as fourth prior to its first loss.

1991 HOLIDAY BOWL

12/30/91 SAN DIEGO, CALIF. (60,646)
BYU 13, IOWA 13

Brigham Young	0	6	0	7	13
Iowa	6	7	0	0	13

TEAM STATISTICS	IOWA	BYU
Rushes-Yards	33-125	33-80
Passing Yards	221	350
Passes	19-28-1	29-44-1

SCORING:

Iowa – Saunders 13-yard run (kick failed)
Iowa – Saunders 5-yard run (Skillett kick)
BYU – Tuipulotu 9-yard pass from Detmer (kick failed)
BYU – Anderson 26-yard pass from Detmer (kick)

GAME SUMMARY:

A tipped pass that was picked off in the end zone with less than 30 seconds remaining stifled BYU's hopes of knocking off seventh-ranked Iowa in the 14th annual Holiday Bowl. Ty Detmer turned in another great performance in his last appearance as a Cougar, passing for 350 yards and two touchdowns against a team that led the Big 10 in defense and sacks. Quarterback Matt Rodgers led Iowa on a 74-yard scoring march on the game's opening drive. The Hawkeyes also scored on another long drive in the second quarter. Down 13-0, BYU finally got things rolling. Starting on the BYU 22, Detmer connected on five of six passes to move the Cougars to the Iowa nine. From there, he found fullback Peter Tuipulotu for the touchdown. The PAT failed and the halftime score was 13-6. BYU opened the fourth with an 87-yard drive that culminated with a Detmer-to-Tyler Anderson touchdown from 29 yards out. Earl Kauffman connected on the PAT to tie the score at 13. Each team threatened to score late in the fourth quarter. Iowa missed a 40-yard field goal with 4:19 left. On the game's final drive the Cougars moved inside the Iowa 20 with 33 seconds left to play, but Detmer's pass to tight end Byron Rex was tipped and picked off by Hawkeye safety Carlos James in the end zone to preserve the tie. Josh Arnold of BYU earned defensive MVP honors as BYU finished the season ranked 23rd in the AP and CNN/USA Today polls. Iowa was 10th in both polls.

1992 ALOHA BOWL

12/25/92 HONOLULU, HAWAII (42,933)
KANSAS 23, BYU 20

Kansas	9	3	0	11	23
Brigham Young	7	7	6	0	20

TEAM STATISTICS	KANSAS	BYU
Rushes-Yards	49-172	32-142
Passing Yards	200	262
Passes	12-24-0	15-31-1

SCORING:

BYU – Heimuli 94-yard kickoff return (Lauder kick)
KU – Harris 74-yard pass from Gay (Eichloff kick)
KU – Safety, Stubblefield
BYU – Willis 29-yard run (Lauder kick)
KU – Eichloff 42-yard field goal
BYU – Sterling 10-yard pass from Young (pass failed)
KU – Hilleary 1-yard run (Hilleary run)
KU – Eichloff 48-yard field goal

GAME SUMMARY:

Kansas kicker Dan Eichloff booted a 48-yard field goal with 2:57 left to play, giving the Jayhawks a victory over BYU, the WAC tri-champion. Tom Young, who completed 15 of 31 passes for 262 yards in his first varsity start, was named Most Valuable Player for BYU. Tackle Dana Stubblefield, who had three of the six sacks on Young, won the honor for Kansas. Young had been pressed into action when Ryan Hancock suffered knee ligament damage against Utah in the final regular-season game. The Cougars took an early lead when Hema Heimuli scrambled 94 yards on the opening kickoff for a score. Kansas tied the game two plays later when wide receiver Matt Gay threw a 74-yard touchdown pass to tight end Rodney Harris. BYU took a 14-9 lead in the second quarter when Jamal Willis ran 29 yards for a score. Eichloff then cut the halftime score to 14-12 with a 42-yard field goal. But the kicking game would prove the downfall as the Cougars missed a 36-yard field goal in the first quarter as well as a 31-yarder and misplayed an extra point attempt in the third quarter. Young threw 10 yards to Otis Sterling for the only score of the third quarter. Kansas quarterback Chip Hilleary then tied the game by directing a 75-yard drive in a minute and a half, scoring the touchdown and then running for a two-point conversion.

1993 HOLIDAY BOWL

12/30/93 SAN DIEGO, CALIF. (52,108)
OHIO STATE 28, BYU 21

Ohio State	14	7	7	0	28
Brigham Young	7	14	0	0	21

TEAM STATISTICS	OHIO ST.	BYU
Rushes-Yards	56-330	26-50
Passing Yards	61	389
Passes	6-13-0	25-44-1

SCORING:

OSU – Patillo 4-yard punt return
BYU – Willis 27-yard pass from Walsh (Herrick kick)
OSU – Harris 2-yard run (Williams kick)
OSU – Harris 2-yard run (Williams kick)
BYU – Lewis 8-yard pass from Walsh (Herrick kick)
BYU – Doman 27-yard pass from Walsh (Herrick kick)
OSU – Harris 1-yard run (Williams kick)

GAME SUMMARY:

The Cougars took Big 10 Co-Champion Ohio State to the wire at the 16th annual Holiday Bowl and came up just short. BYU had four downs and 32 seconds to tie or win the game from the OSU six-yard line, but four straight John Walsh passes into the end zone fell to the ground and OSU slipped away with the win. BYU got to the Ohio State six, 14, 22-yard lines in the second half without scoring. Meanwhile, Raymont Harris, OSU's senior halfback, battered the BYU defense all night long, scoring three touchdowns on his way to a record 235 yards rushing. Despite Harris' rushing, the Cougars managed to go into the halftime break tied at 21. Chad Lewis made a spectacular one-handed touchdown grab in the corner of the end zone to bail the Cougars out of a fourth-and-eight situation. After Harris' short touchdown run late in the third, BYU and OSU traded possessions until late into the fourth quarter. After forcing a rare Buckeye punt, BYU got the ball back on its own 42 with 43 seconds left. On first down, Walsh hooked up with senior co-captain Eric Drage who ran away from Buckeye defenders and advanced the ball 52 yards to the OSU six-yard line. Walsh had 389 yards and fullback Kalin Hall rushed for 42 yards on 11 carries. Tyler Anderson returned five kicks for 145 yards, including an exciting 45-yarder. Harris and Walsh shared MVP honors.

1994 COPPER BOWL

12/29/94 TUCSON, ARIZ. (45,122)
BYU 31, OKLAHOMA 6

Brigham Young	7	10	7	7	31
Oklahoma	0	0	0	6	6

TEAM STATISTICS	OKLAHOMA	BYU
Rushes-Yards	33-72	33-71
Passing Yards	163	485
Passes	13-30-1	32-46-0

SCORING:

BYU – Doman 7-yard pass from Walsh (Lauder kick)

BYU – Lauder 22-yard field goal

BYU – Johnston 25-yard pass from Walsh (Lauder kick)

BYU – Johnston 4-yard pass from Walsh (Lauder kick)

OK – Moore 2-yard run (Kick failed)

BYU – Doman 28-yard pass from Walsh (Lauder kick)

GAME SUMMARY:

BYU fans celebrated the New Year early as the Cougars dominated Oklahoma and ended its five-year winning drought in bowl games. Quarterback John Walsh and the offense clicked on all cylinders and the Cougars' defense was dominating throughout the ESPN telecast. Walsh threw a seven-yard TD pass to Bryce Doman in the first quarter and had a 25-yard pass to Mike Johnston in the second quarter. A four-yard scoring pass to Johnston in the third quarter and a 28-yard touchdown pass to Doman in the fourth quarter vaulted Walsh's stats to 454 yards and four touchdowns on 31 of 45 passes with no interceptions against the Sooner defense which had held national champion Nebraska to 13 points. BYU's defense was dominating as it held Oklahoma to just 72 yards rushing and 163 yards passing—most of those in the last quarter. The Sooners did not cross midfield until their ninth possession on the second-to-last play of the third quarter. Jamal Willis caught seven passes for 103 yards and was chosen Offensive Player of the Game. Walsh was named MVP in what would be his final game at BYU. BYU finished 10th in the CNN/USA Today poll and 18th in the Associated Press poll.

1996 COTTON BOWL

1/1/97 DALLAS, TEXAS (71,928)
BYU 19, KANSAS STATE 15

Brigham Young	5	0	0	14	19
Kansas State	0	8	7	0	15

TEAM STATISTICS	KANSAS ST.	BYU
Rushes-Yards	32-41	36-59
Passing Yards	233	291
Passes	14-28-2	21-36-1

SCORING:

BYU – Muirbrook safety

BYU – Pochman 39-yard field goal

KSU – Anderson 41-yard pass from Kavanagh (Lawrence run)

KSU – Lockett 72-yard pass from Kavanagh (Rheem kick)

BYU – Dye 32-yard pass from Sarkisian (Pochman kick)

BYU – Kealaluhi 28-yard pass from Sarkisian (Pochman kick)

GAME SUMMARY:

BYU assumed the nation's longest winning streak with a come-from-behind 19-15 victory in the 61st annual Cotton Bowl. It was the first New Year's Day appearance for both 14th-ranked Kansas State and fifth-ranked BYU. More than 40,000-purple clad Kansas State supporters out-numbered the 15,000 Cougar patrons as 71,928 fans filled the Cotton Bowl. BYU got on the board first with a safety, then turned the ensuing punt into a field goal to lead 5-0 in the first quarter. The safety came when linebacker Shay Muirbrook, the game's defensive MVP, collected one of his six sacks. Kansas State took a half-time lead with a 41-yard "Hail Mary" pass and a successful two-point conversion with no time left on the clock. The Wildcats increased the lead to 15-5 in the third quarter when offensive co-MVP Kevin Lockett caught a 72-yard TD. Fueled by consecutive controversial interference no-calls, quarterback Steve Sarkisian engineered two fourth-quarter drives capped by touchdown passes of 32-yards to James Dye and 28-yards to K.O. Kealaluhi. Sarkisian, an offensive co-MVP, completed 21 passes to tie a Cotton Bowl record held by Roger Staubach of Navy. KSU drove the length of the field before Cougar cornerback Omarr Morgan juggled an interception from a Wildcat slant pattern at the 12 yard line to secure the game.



1998 LIBERTY BOWL

12/21/98 MEMPHIS, TENN. (52,192)
TULANE 41, BYU 27

Brigham Young	6	0	0	21	27
Tulane	10	10	14	7	41

TEAM STATISTICS TULANE

Rushes-Yards	41-252	25-54
Passing Yards	276	267
Passes	23-38-0	27-44-1

SCORING:

BYU – Horton 11-yard pass from Feterik (kick failed)

TUL – Palazzo 31-yard field goal

TUL – Jordan 79-yard interception return (Palazzo kick)

TUL – King 3-yard run (Palazzo kick)

TUL – Palazzo 23-yard field goal

TUL – Cook 60-yard pass from King (Palazzo kick)

TUL – Dartez 13-yard pass from King (Palazzo kick)

BYU – Cupp 3-yard run (Pochman kick)

TUL – Converse 5-yard run (Palazzo kick)

BYU – Cupp 18-yard pass from Feterik (Pochman kick)

BYU – Mahe 3-yard run (Pochman kick)

GAME SUMMARY:

In BYU's first ever appearance at the Liberty Bowl, the Cougars ran into tenth-ranked Tulane that entered the New Year's Eve game with a "perfect season record. The Cougars struck first on an 11-yard pass from Kevin Feterik to receiver Ben Horton. Tulane would score 20 unanswered points in the first half. With just 41 seconds remaining in the half, BYU looked to put an end to the Green Wave momentum, but came up short as Feterik was sacked by Phil Henderson for a 10-yard loss to end the half. Things didn't get much better for the Cougars in the second half, as Tulane scored its third touchdown of the game on the opening drive of the half. On its next possession, the Green Wave would strike again on a 13-yard pass from King to Jamaican Dartez to give Tulane a 34-6 lead with just over seven minutes remaining in the third quarter. On its first drive of the final period, BYU scored for the first time since the 8:49 mark in the first half on an Aaron Cupp three-yard run. Trailing by 28 midway through the fourth quarter, BYU finally crossed the Tulane 20-yard line for the first time since the first half and went on to score 14 unanswered points before time expired.

1999 MOTOR CITY BOWL

12/27/99 DETROIT, MICH. (44,863)
MARSHALL 21, BYU 3

Brigham Young	3	0	0	0	3
Marshall	0	7	7	7	21

TEAM STATISTICS MARSHALL

Rushes-Yards	31-147	30-(-16)
Passing Yards	207	220
Passes	17-28-1	16-29-2

SCORING:

BYU – Pochman 28-yard field goal

MU – Chapman 30-yard pass

Pennington (Malashevich kick)

MU – Chapman 87-yard run (Malashevich kick)

MU – Chapman 1-yard run (Malashevich kick)

GAME SUMMARY:

BYU squared off against Marshall in the first meeting between the two schools at the Cougars' first-ever appearance in the third annual Motor City Bowl. The Cougars scored first on a field goal by Owen Pochman with 1:58 remaining in the first quarter. That score was set up by a pair of 20-plus yard receptions by Donny Atuaia and Jonathan Pittman.

In the second quarter, Marshall drove the ball down to the BYU five-yard line, but failed to convert as a 22-yard field goal attempt by Billy Malashevich missed wide to the right. On the Herd's next possession, Chad Pennington put Marshall on the board with a 30-yard touchdown pass to Doug Chapman. On BYU's ensuing drive, Feterik connected with Margin Hooks for a 67-yard pass play that took the Cougars all the way to the nine-yard line. However, the Cougars couldn't capitalize inside the red zone and Feterik suffered a collarbone injury off a blind-side corner blitz. Pochman, who had connected on 18 of 25 attempts in the regular season, missed wide left on his field goal attempt. Feterik attempted to play in the second half, but left the game midway in the third quarter when freshman Bret Engemann took the QB controls. Just before the end of the third quarter, Marshall struck a big play when Chapman rushed 87 yards for a touchdown. To cap off his MVP performance, Chapman scored Marshall's final touchdown. The Cougars missed a final chance to score when Brian Gray had a clear path to the end zone, but dropped a sure interception.

2001 LIBERTY BOWL

12/31/01 MEMPHIS, TENN. (58,968)
LOUISVILLE 28, BYU 10

Louisville	7	7	7	7	28
Brigham Young	0	7	3	0	10

TEAM STATISTICS LOUISVILLE

Rushes-Yards	37-58	32-84
Passing Yards	228	192
Passes	19-28-1	8-38-3

SCORING:

LOU – Miller 1-yard run (Smith kick)

BYU – Rykert 10-yard run (Payne kick)

LOU – Mattingly 1-yard pass from Ragone (Smith kick)

BYU – Payne 29-yard field goal

LOU – Branch 34-yard pass from Ragone (Smith kick)

LOU – Ghent 27-yard pass from Ragone (Smith kick)

GAME SUMMARY:

The champions of the MWC faced Louisville, the champions of Conference USA. The Cardinals, led by quarterback Dave Ragone, took an early lead, scoring on a one-yard dive by Henry Miller that was set up by Zek Parker's 70-yard return on the opening kickoff. Midway through the second quarter the Cougar offense came alive, driving to the Louisville 10-yard line. Quarterback Brandon Doman dropped back and rolled right as if to pass, then turned to his left and threw the ball to Dustin Rykert on a tackle-eligible play. All 6-foot-7, 305 pounds of offensive tackle outran the Cardinal defense to the corner and rumbled 10 yards to the end zone to tie the game 7-7. Louisville just managed to take a 14-7 lead into the break, scoring with only 14 seconds left. Louisville contained the Cougar attack for the remainder of the game while reaching the end zone two more times. Although Louisville went on to win 28-10, BYU's defense played one of its best games of the season, holding the Cardinals' high-powered offense to 228 yards passing and only 58 yards rushing.

2005 LAS VEGAS BOWL

12/22/05 LAS VEGAS, NEV. (40,053)
CAL 35, BYU 28

Cal	7	14	14	0	35
Brigham Young	0	14	0	14	28

TEAM STATISTICS	CAL	BYU
Rushes-Yards	43-241	27-94
Passing Yards	228	352
Passes	16-23-0	35-53-2

SCORING:

CAL – Lynch 3-yard run (Scheider kick)
 BYU – C. Brown 19-yard pass from Beck (McLaughlin kick)
 CAL – Lynch 23-yard run (Scheider kick)
 BYU – Tahi 3-yard run (McLaughlin kick)
 CAL – Jackson 42-yard pass Levy (Scheider kick)
 CAL – Lynch 35-yard run (Scheider kick)
 CAL – Jackson 22-yard pass Levy (Scheider kick)
 BYU – Harline 14-yard pass from Beck (McLaughlin kick)
 BYU – Watkins 9-yard pass from Beck (McLaughlin kick)

GAME SUMMARY:

Trailing 35-14 in the fourth quarter, BYU stormed back with two touchdowns and had the ball with 2:20 remaining, but John Beck was intercepted after he was hit when releasing the ball, ending the Cougars' comeback hopes. Beck had a record-setting performance, completing 35-of-53 attempts for 352 yards and three touchdowns. The 35 completions, 53 attempts and 352 yards were all Las Vegas Bowl records. Nathan Meikle caught a game-high 12 passes for 95 yards while Jonny Harline had seven receptions for 73 yards and one score and Todd Watkins added five catches for 95 yards and a touchdown. BYU fell behind 7-0 in the first quarter but scored early in the second when Beck found Curtis Brown for a 19-yard touchdown pass. California scored again but Fahu Tahi scored on a three-yard run to tie the game at 14 with 38 seconds left in the second quarter. The Golden Bears struck again before the half, going 58 yards in 27 seconds to take a 21-14 lead into the locker room. In the fourth, Beck engineered a 74-yard drive that ended with Harline scoring and then a 96-yard drive that ended with Watkins catching a nine-yard touchdown pass from Beck. California's ensuing drive ended with a missed field goal and the Cougars had a chance to tie but the drive ended on Beck's interception.

2006 LAS VEGAS BOWL

12/21/06 LAS VEGAS, NEV. (44,615)
BYU 38, OREGON 8

BYU	0	17	7	14	38
Oregon	0	0	0	8	8

TEAM STATISTICS	OREGON	BYU
Rushes-Yards	30-94	31-173
Passing Yards	166	375
Passes	16-34-2	28-47-2

SCORING:

BYU – McLaughlin 24-yard field goal
 BYU – Brown 6-yard run (McLaughlin kick)
 BYU – Harline 41-yard pass from Beck (McLaughlin kick)
 BYU – Brown 4-yard run (kick)
 BYU – Beck 13-yard run (kick)
 ORE – Paysinger 47-yard pass from Dixon (2 pt.)
 BYU – Tonga 17-yard pass from Beck (McLaughlin kick)

GAME SUMMARY:

The 2006 BYU championship run ended with a Pioneer PureVision Las Vegas Bowl championship as the Cougars (11-2) dominated Oregon (7-6), 38-8, to finish the season with a 10-game winning streak in front of a Sam Boyd Stadium record crowd of 44,615. The Mountain West Conference champion BYU team set a school record for margin of victory in a bowl game, beating the Ducks by 30 points. Previously, the largest margin of victory for a BYU team in a bowl game was a 25-point defeat of Oklahoma in the 1994 Copper Bowl. BYU dominated all facets of the game, out-gaining Oregon 548 total yards to 260 total yards. BYU passed for 375 compared to Oregon's 166 and rushed for 173 compared to the Ducks 94. BYU seniors John Beck, Jonny Harline and Curtis Brown finished their careers in style. Beck completed 28-of-46 passes for 375 yards and two touchdowns. Harline, who was named Pioneer PureVision Las Vegas Bowl MVP, caught nine passes for a career-best--and Pioneer PureVision Las Vegas Bowl record--181 yards and a touchdown. Brown had 17 carries for 120 yards and two touchdowns and also caught seven passes for 55 yards. Brown also became the first BYU runner to rush for over 1,000 yards in consecutive seasons. Beck and Brown became the first quarterback/running back combo to pass for 3,000 yards and rush for 1,000 in the same season twice.

2007 LAS VEGAS BOWL

12/22/07 LAS VEGAS, NEV. (40,712)
BYU 17, UCLA 16

UCLA	3	10	0	3	16
BYU	3	14	0	0	17

TEAM STATISTICS	UCLA	BYU
Rushes-Yards	47-162	28-34
Passing Yards	154	231
Passes	11-29-1	21-35-0

SCORING:

UCLA – Forbath 22-yard field goal
 BYU – Payne 29-yard field goal
 BYU – Collie 14-yard pass from Hall (Payne kick)
 UCLA – Forbath 52-yard field goal
 BYU – Reed 13-yd pass from Hall (Paybe kick)
 UCLA – Breazell 4-yard pass Bethel-Thomp. (Forbath kick)
 UCLA – Forbath 50-yard field goal

GAME SUMMARY:

No. 17 BYU (11-2) won its second consecutive Las Vegas Bowl, 17-16, against UCLA (6-7) in dramatic fashion -- by blocking the Bruins' potential game-winning field goal attempt as time expired. With only three ticks on the clock, true freshman Eathyn Manumaleuna extended his right hand at the right time to block UCLA's potential game-winning, 28-yard field goal as time expired to create what will be known as one of the most memorable bowl finishes in BYU football history. The victory also avenged an early-season loss to the Bruins -- one of only two losses the Cougars suffered during the season. The Cougars, who finished the 2007 season on a 10-game winning streak, were led by sophomores Max Hall and Austin Collie. Hall threw 21-35 for 231 yards and two touchdowns. Sophomore receiver Austin Collie was named the 2007 Pioneer Las Vegas Bowl Most Valuable Player after racking up a game-high 107 yards on six receptions. Collie's 14-yard touchdown reception from Max Hall with 10:32 left in the second quarter gave the Cougars a 10-3 advantage. He was also credited with a game-high 195 all-purpose yards, including three kick returns for a total of 88 yards. The win marked the first time BYU had won back-to-back bowl games since the 1994 Copper Bowl and the 1996 Cotton Bowl. The win over UCLA extended the Cougars' win streak to 10 straight games, which marked the nation's longest active winning streak.

**2008 LAS VEGAS BOWL**

12/20/08 LAS VEGAS, NEV. (40,047)
ARIZONA 31, BYU 21

BYU	0	7	7	7	21
ARIZONA	7	3	14	7	31

TEAM STATISTICS

	BYU	ARIZONA
Rushes-Yards	32-116	28-91
Passing Yards	328	325
Passes	30-46-1	24-35-0

SCORING:

ARIZ – Grigsby 1-yard run (Bondzio kick)
ARIZ – Bondzio 31-yard field goal
BYU – Unga 1-yard run (Payne kick)
BYU – George 1-yard pass from Hall (Payne kick)
ARIZ – Dean 37-yard pass from Tuitama (Bondzio kick)
ARIZ – Gronkowski 24-yard pass from Tuitama (Bondzio kick)
ARIZ – Tuitama 6-yard run (Bondzio kick)
BYU – Hall 1-yard run (Payne kick)

GAME SUMMARY:

BYU totaled 444 yards of total offense compared to Arizona's 416, but the No. 16 Cougars fell short of their third-straight bowl victory, falling 31-21 to the Arizona Wildcats in the 2008 Pioneer Las Vegas Bowl at Sam Boyd Stadium on Dec. 20. Trailing late in the game, BYU put pressure on Arizona with a comeback attempt when the Cougars followed a touchdown with a successful on-side kick. Wide receiver O'Neill Chambers recovered the ball for BYU, but the ensuing field-goal attempt hit the upright and left the Wildcats with a two-possession lead, enough to hold on for the win. Austin Collie continued to set BYU records in career receptions (215) and single-season receptions (106). The All-American receiver also tied an NCAA single-season record held with Texas Tech's Michael Crabtree with his 11th consecutive 100-yard receiving game. BYU quarterback Max Hall completed 30-of-46 passes for 328 yards and one touchdown pass. The Cougars finished the year 10-3 while the Wildcats improved to 8-5. BYU was one of only seven programs in the nation to win 10 or more games each year from 2006-2008. The Cougars last accomplished the feat from 1983-85.

2009 LAS VEGAS BOWL

12/22/09 LAS VEGAS, NEV. (40,047)
BYU 44, OREGON STATE 20

OREGON ST	7	0	0	13	20
BYU	14	9	7	14	44

TEAM STATISTICS

	BYU	OREGON
Rushes-Yards	35-116	27-88
Passing Yards	192	217
Passes	19-30-0	22-47-1

SCORING:

OSU – Canfield 1-yard run (Kahut kick)
BYU – Unga 1-yard run (Payne kick)
BYU – Bauman 34-yard fumble return (Payne kick)
BYU – Payne 28-yard field goal
BYU – Ashworth 25-yard pass from Hall
BYU – Pitta 17-yard pass from Hall (Payne kick)
BYU – Tonga 15-yard pass Hall (Payne kick)
OSU – Rodgers 1-yard run
BYU – Tonga 18-yard run (Payne kick)
OSU – Adeniji 31-yard pass from Katz (Kahut kick)

GAME SUMMARY:

The No. 14 BYU Cougars defeated the Pac-10 second-place Beavers 44-20 at the MAACO Bowl Las Vegas. It was the first-ever Las Vegas Bowl matchup pitting two top-20 teams. BYU's senior class anchored the win as quarterback Max Hall earned MVP honors throwing for 192 yards and three touchdowns. Manase Tonga contributed two touchdowns, while senior tight ends Andrew George and Dennis Pitta led all receivers with 46 and 45 yards, respectively. Defensively, senior linebacker Matt Bauman recovered a key fumble, returning it 34 yards for a touchdown. The score marked the first fumble recovery for a touchdown in BYU bowl history. Fellow team captain Scott Johnson intercepted an Oregon State pass in the fourth quarter and returned it 56 yards to set up BYU's final touchdown of the game. BYU and Oregon State met for the first time in a bowl game and for the first contest since BYU head coach Bronco Mendenhall played for the Beavers in 1986. Wind gusts of 55 mph created some havoc for the passing and kicking games. BYU punter Riley Stephenson kicked a 60-yard low liner with the wind that was the longest kick of his career and tied a BYU bowl record.

2010 NEW MEXICO BOWL

12/18/10 ALBUQUERQUE, N.M. (32,424)
BYU 52, UTEP 24

BYU	17	14	14	7	52
UTEP	3	7	7	7	24

TEAM STATISTICS

	BYU	UTEP
Rushes-Yards	50-219	22-(-12)
Passing Yards	295	245
Passes	36-26-2	33-14-3

SCORING:

BYU – Kariya 4-yard run (Payne kick)
BYU – Ashworth 9-yard pass from Heaps (Payne kick)
UTEP – Warren 52-yard field goal
BYU – Payne 38-yard field goal
BYU – Hoffman 31-yard pass from Heaps (Payne kick)
BYU – Hoffman 3-yard pass from Heaps (Payne kick)
UTEP – Adams 67-yard pass from Vittatole (Warren kick)
BYU – Di Luigi 2-yard run (Payne kick)
UTEP – Adams 37-yard pass from Vittatole (Warren kick)
BYU – Hoffman 29-yard pass from Heaps (Payne kick)
BYU – Quezada 8-yard run (Payne kick)
UTEP – Adams 49-yard pass from Vittatole (Warren kick)

GAME SUMMARY:

BYU opened the bowl season with its fourth bowl victory in the last five years with a 52-24 triumph over UTEP in the New Mexico Bowl. The Cougars had a record-setting day to finish the season with a 7-6 record and wins in five of their last six games. Offensive MVP Jake Heaps went 25-of-34 for 264 yards and four touchdown passes, passing Ty Detmer's freshman record for most touchdown passes. Heaps also set the BYU bowl record for best completion percentage (.735) in a bowl game. Safety Andrew Rich was awarded the game's Defensive MVP in his final game as a Cougar, finishing with four solo tackles, two interceptions, one tackle-for-loss, one sack and a pass breakup. BYU played well from the start, scoring on its first five possessions to take a 31-3 lead and set a new first-half New Mexico Bowl scoring record. Cody Hoffman set career highs across the board with eight receptions for 137 yards and three touchdowns, tying a BYU bowl game record for most TD receptions in a game. Mitch Payne passed Owen Pochman as the Cougars' all-time scoring leader with 334 points.

2011 ARMED FORCES BOWL12/30/11 DALLAS, TEX. (30,258)
BYU 24, TULSA 21

BYU	3	7	7	7	24
TULSA	7	7	0	7	21

TEAM STATISTICS	BYU	TULSA
Rushes-Yards	40-94	27-37
Passing Yards	250	235
Passes	17-40-2	18-32-0

SCORING:

TULSA - Johnson 8-yard pass from Kinne (Fitzpatrick kick)
 BYU - Sorensen 35-yard FG
 TULSA - Sears 14-yard pass from Kinne (Fitzpatrick kick)
 BYU - Hoffman 17-yard pass from Nelson (Sorensen kick)
 BYU - Hoffman 30-yard pass from Nelson (Sorensen kick)
 TULSA - Burnham 30-yard pass from Kinne (Fitzpatrick kick)
 BYU - Hoffman 2-yard pass from Nelson (Sorensen kick)

GAME SUMMARY:

With no timeouts left and 11 seconds remaining in the game, Riley Nelson faked spiking the ball to stop the clock and instead threw to an open Cody Hoffman for the game-winning touchdown to give BYU a 24-21 win over Tulsa in the Bell Helicopter Armed Forces Bowl. BYU faced a 4th-and-9 from the Tulsa 47-yard line with the clock ticking down near three minutes remaining in the game and Nelson scrambled 14 yards to convert the first down and eventually set up the winning score. BYU locked up its fifth 10-win season in the last six years and third bowl victory in a row, a program record. Hoffman, named the Armed Forces Bowl Most Outstanding Player for the Cougars finished with eight catches for 122 yards and a bowl-record three touchdowns. BYU's defense was stout, surrendering just 272 total yards and only 37 yards on the ground to a Golden Hurricane team that came into the game averaging over 200 rushing yards per game. Kyle Van Noy made play after play on defense with 10 tackles to lead the Cougars, including five tackles for loss, two sacks, one forces fumble and one quarterback hurry. Special teams also played a huge role in the game. Punter Riley Stephenson had eight punts for 335 yards, including seven inside the 20-yard line and two punts over 50 yards.

2012 POINSETTIA BOWL12/20/12 SAN DIEGO, CALIF. (35,442)
BYU 23, SAN DIEGO ST 6

BYU	0	3	0	20	23
SDSU	3	3	0	0	6

TEAM STATISTICS	BYU	SDSU
Rushes-Yards	30-52	39-119
Passing Yards	244	144
Passes	23-44-3	12-29-3

SCORING:

SDSU - Marden 27-yard FG
 SDSU - Marden 23-yard FG
 BYU - Sorensen 23-yard FG
 BYU - Van Noy 0-yard fumble recovery (Sorensen kick)
 BYU - Williams 14-yard run (Sorensen kick failed)
 BYU - Van Noy 17-yard interception return (Sorensen kick)

GAME SUMMARY:

Linebacker Kyle Van Noy scored two touchdowns on defense in the fourth quarter, one with the team trailing 6-3 and led the BYU football team to a 23-6 win over San Diego State in the San Diego County Credit Union Poinsettia Bowl Thursday night at Qualcomm Stadium. The win extended the Cougars' bowl win streak to four to build on their current school record. BYU (8-5) forced four turnovers in the fourth quarter and outscored San Diego State (9-4) 20-0 to overcome a 6-3 deficit. After the Aztecs intercepted James Lark on 3rd and goal, the No. 3 total defense turned the tables on the next play and ignited BYU as Van Noy sacked San Diego State's Adam Dingwell to cause a fumble, falling on it for the first touchdown of the game to put the Cougars on top 10-6 with 12:32 remaining in the fourth quarter. The Van Noy show continued with a pick-six to finalize the score, 23-6, late in the fourth quarter. Van Noy was named the defensive MVP after finishing the night with two touchdowns, a forced fumble and fumble recovery, one interception, a blocked punt, 3.5 tackles for loss, 1.5 sacks and eight total tackles. Senior Brandon Ogletree led the Cougars in tackles with 10 and added two tackles for loss. All-American Riley Stephenson helped flip the field for BYU with four punts inside the 5-yard line. Junior wide receiver Cody Hoffman grabbed 10 passes for 114 yards to earn offensive MVP.

2013 FIGHT HUNGER BOWL12/27/13 SAN FRANCISCO, CALIF. (34,136)
WASHINGTON 31, BYU 16

BYU	0	16	0	20	16
WASHINGTON	7	14	7	3	31

TEAM STATISTICS	BYU	WASH
Rushes-Yards	47-180	43-190
Passing Yards	293	129
Passes	25-50-1	18-27-1

SCORING:

WASH - Sankey 11-yard run (Coons kick)
 BYU - Hill 1-yard run (Sorensen kick)
 WASH - Ross 100-yard kickoff return (Coons kick)
 BYU - Sorensen 45-yard FG
 BYU - Sorensen 31-yard FG
 WASH - Sankey 11-yard run (Coons kick)
 BYU - Sorensen 32-yard FG
 WASH - Seferian Jenkins 16-yard pass from Price (Coons Kick)
 WASH - Coons 45-yard FG

GAME SUMMARY:

Taysom Hill finished the game throwing for 293 yards and rushing for 133 yards. Cody Hoffman had 12 catches for 167 yards for his 18th 100-yard receiving game in his career to break the record held by Austin Collie. He also broke the BYU record for career all-purpose yards, ending his career with 5,015 and passing Curtis Brown. Washington got inside the BYU 20-yard line on two of its first three drives of the game, but the Cougar defense held the Huskies to just one touchdown on their opening possession. BYU drove the ball 88 yards to tie the game at 7-7 on a one-yard run by Hill. The Cougars grabbed the momentum on a fake punt by Daniel Sorensen, and Hill completed his next four passes to move the offense down the field. Washington returned the following kickoff back for a touchdown to take back the lead at 14-7. Two field goals by Justin Sorensen brought the score within one at 14-13. Sorensen's first field goal was from 45 yards, which is a season long. A long kickoff return by the Huskies set up Washington's second rushing touchdown of the game to take a 21-13 lead with just over two and a half minutes left in the first half. Justin Sorensen nailed his third field goal of the game as time expired in the first half to close the gap at 21-16 going into the locker room but went scoreless in the second half.

For 2014's bowl recap, visit pages 102-03



BYU BOWL RESULTS


YEAR	OPPONENT	CONFERENCE	BOWL	W/L	SCORE
1974	Oklahoma St.	Big Eight	Fiesta	L	16-6
1976	Oklahoma St.	Big Eight	Tangerine	L	49-21
1978	Navy	Independent	Holiday	L	23-16
1979	Indiana	Big 10	Holiday	L	38-37
1980	SMU	Southwest	Holiday	W	46-45
1981	Washington St.	Pac-10	Holiday	W	38-36
1982	Ohio State	Big 10	Holiday	L	47-17
1983	Missouri	Big Eight	Holiday	W	21-17
1984	Michigan	Big 10	Holiday	W	24-17
1985	Ohio State	Big 10	Citrus	L	10-7
1986	UCLA	Pac-10	Freedom	L	31-10
1987	Virginia	Atlantic Coast	All-American	L	22-16
1988	Colorado	Big Eight	Freedom	W	20-17
1989	Penn State	Independent	Holiday	L	50-39
1990	Texas A&M	Southwest	Holiday	L	65-14
1991	Iowa	Big 10	Holiday	T	13-13
1992	Kansas	Big Eight	Aloha	L	23-20
1993	Ohio State	Big 10	Holiday	L	28-21
1994	Oklahoma	Big Eight	Copper	W	31-6
1996	Kansas St.	Big 12	Cotton	W	19-15
1998	Tulane	C-USA	Liberty	L	41-27
1999	Marshall	Mid-American	Motor City	L	21-3
2001	Louisville	C-USA	Liberty	L	28-10
2005	California	Pac-10	Las Vegas	L	35-28
2006	Oregon	Pac-10	Las Vegas	W	38-8
2007	UCLA	Pac-10	Las Vegas	W	17-16
2008	Arizona	Pac-10	Las Vegas	L	21-31
2009	Oregon State	Pac-10	Las Vegas	W	44-20
2010	UTEP	C-USA	New Mexico	W	52-24
2011	Tulsa	C-USA	Armed Forces	W	24-21
2012	San Diego State	MWC	Poinsettia	W	23-6
2013	Washington	Pac-12	Fight Hunger	L	16-31
2014	Memphis*	American	Miami Beach	L	48-55 2OT
*To see more on BYU's 2014 bowl game, visit pages 102-03				TOTAL	13-19-1



Linebacker Kyle Van Noy essentially took over for BYU in the 2012 Poinsettia Bowl, forcing and recovering a fumble for the go-ahead touchdown and minutes later returning a touchdown for his second-defensive score of the 4th quarter en route to a 23-6 victory over SDSU.



LaVell Edwards celebrates BYU's 19-15 Cotton Bowl victory over Kansas State in 1997. It has been the Cougars only New Year's Day bowl game.



In one of the greatest bowls games in NCAA history, BYU overcame a 45-25 deficit with 4:07 left in the game to win 46-45 in the 1980 Holiday Bowl over SMU, nicknamed the "Miracle Bowl." With 4:07 remaining in the game, SMU scored to go ahead, 45-25. From there the Cougars connected on a TD pass, recovered an on-side kick, scored on a one-yard run by Scott Phillips, and blocked a punt. Finally, with three seconds left on the clock, Jim McMahon connected on a "Hail Mary" pass of 41 yards to Clay Brown, who is located somewhere at the bottom of the pile.



Quarterback Steve Young actually caught the game-winning touchdown from running back Eddie Stinnett with under one minute to play vs. Missouri to win the 1983 Holiday Bowl 21-17.





COUGARS IN THE PROS



KYLE
VAN NOY

ARIZONA CARDINALS

- #48, Alani Fua, LB
Rookie (free agent)
#34, Paul Lasike, RB
Rookie (free agent)

BALTIMORE RAVENS

- #88, Dennis Pitta, TE
5 years (4th round, 2010 draft)
#77, De'Ondre Wesley, OL
Rookie (free agent)

DETROIT LIONS

- #94, Ezekiel Ansah, DE
2 years (1st round, 5th overall, 2013 draft)
#53, Kyle Van Noy, LB
1 year (2nd round, 2014 draft)

KANSAS CITY CHIEFS


- Andy Reid, Head Coach
16 years
#49, Daniel Sorensen, S
1 year (free agent)



DENNIS
PITTA



DANIEL
SORENSEN



EZEKIEL
ANSAH

MIAMI DOLPHINS

- #92, John Denney, LS
10 years (free agent)

MINNESOTA VIKINGS

- #9, Jordan Leslie, WR
Rookie (free agent)

NEW YORK GIANTS

- #47 Uani 'Unga LB
1 year (free agent)
#61, Dallas Reynolds, C
4 years (free agent)

OAKLAND RAIDERS

- #32, Robertson Daniel, DB
Rookie (free agent)
#48, Spencer Hadley, LB
1 year (free agent)

WASHINGTON REDSKINS

- #89, Devin Mahina, TE
Rookie (free agent)



JOHN
DENNEY



SPENCER
HADLEY



BRITISH COLUMBIA LIONS

- #12, John Beck, QB
#17, Austin Collie, WR

MONTREAL ALOUETTES

- #22, Cody Hoffman, WR
#67, Quinn Lawlor, OL



DALLAS
REYNOLDS



PRO SCOUT DAY

Every year a large contingent of NFL scouts converge on the BYU campus to get an up close look at BYU's future NFL hopefuls. Every year, a scout or representative from every NFL team, visits Provo.



HOLMGREN AND REID: BYU COACHES IN THE NFL



Mike Holmgren
Former NFL Head
Coach, Front Office
Administrator



Andy Reid
Head Coach, Kansas
City Chiefs

TOP OF THE CLASS: BYU's rich football tradition has bred some of the top football minds in the country. Former BYU offensive lineman Andy Reid led the resurgent Philadelphia Eagles into the Super Bowl in 2004 and is currently head coach of the Kansas City Chiefs. Former BYU assistant coach under LaVell Edwards, Mike Holmgren, won a world championship when he led his Green Bay Packers to the 1997 Super Bowl title and was president of the Cleveland Browns.

COUGARS IN THE SUPER BOWL													
SB	YEAR	PLAYER	POS	TEAM	W/L	SCORE	SB	YEAR	PLAYER	POS	TEAM	W/L	SCORE
IX	1975	Gordon Gravelle	T	Pittsburgh	W	16-6	XXIX	1995	Tim Hanshaw	G	San Francisco	W	49-26
X	1976	Gordon Gravelle	T	Pittsburgh	W	21-17	XXIX	1995	Tom Holmoe	Coach	San Francisco	W	49-26
X	1976	Golden Richards	KR	Dallas	L	21-17	XXXI	1997	Mike Holmgren	Coach	Green Bay	W	35-21
XII	1978	Golden Richards	WR	Dallas	W	27-10	XXXI	1997	Jim McMahon	QB	Green Bay	W	35-21
XII	1978	Paul Howard	G	Denver	L	27-10	XXXI	1997	Andy Reid	Coach	Green Bay	W	35-21
XIV	1980	Gordon Gravelle	T	L.A. Rams	L	31-19	XXXII	1998	Mike Holmgren	Coach	Green Bay	L	31-24
XV	1981	Todd Christensen	TE	Oakl. Raiders	W	27-10	XXXII	1998	Andy Reid	Coach	Green Bay	L	31-24
XV	1981	Marc Wilson	QB	Oakl. Raiders	W	27-10	XXXIII	1999	Travis Hall	DE	Atlanta	L	34-19
XVI	1982	Bill Ring	RB	San Francisco	W	26-21	XXXV	2001	Brian Billick	Coach	Baltimore	W	34-7
XVII	1983	Matt Mendenhall	DE	Washington	W	27-17	XXXVI	2002	Setema Gali	DE	New England	W	20-17
XVIII	1984	Todd Christensen	TE	L.A. Raiders	W	38-9	XXXVII	2003	Doug Jolley	TE	Oakland	L	48-21
XVIII	1984	Marc Wilson	QB	L.A. Raiders	W	38-9	XXXIX	2005	Reno Mahe	RB	Philadelphia	L	24-21
XIX	1985	Tom Holmoe	DB	San Francisco	W	38-16	XXXIX	2005	Chad Lewis	TE	Philadelphia	L	24-21
XIX	1985	Bill Ring	RB	San Francisco	W	38-16	XXXIX	2005	Ifo Pili	DL	Philadelphia	L	24-21
XIX	1985	Todd Shell	LB	San Francisco	W	38-16	XXXIX	2005	Andy Reid	Coach	Philadelphia	L	24-21
XX	1986	Jim McMahon	QB	Chicago	W	46-10	XL	2006	Brett Keisel	DE	Pittsburgh	W	21-10
XXI	1987	Bart Oates	C	NY Giants	W	39-20	XL	2006	Chris Hoke	DL	Pittsburgh	W	21-10
XXII	1988	Kurt Gouveia	LB	Washington	W	42-10	XL	2006	Shaun Nua	DE	Pittsburgh	W	21-10
XXIII	1989	Jason Buck	DE	Cincinnati	L	20-16	XL	2006	Mike Holmgren	Coach	Seattle	L	21-10
XXIII	1989	Lee Johnson	P	Cincinnati	L	20-16	XL	2006	Itula Mili	TE	Seattle	L	21-10
XXIII	1989	Leon White	LB	Cincinnati	L	20-16	XLI	2007	Rob Morris	LB	Indianapolis	W	29-17
XXIII	1989	Tom Holmoe	DB	San Francisco	W	20-16	XLI	2007	John Tait	OL	Chicago	L	29-17
XXIII	1989	Steve Young	QB	San Francisco	W	20-16	XLI	2007	Gabe Reid	TE	Chicago	L	29-17
XXIII	1989	Todd Shell	DB	San Francisco	W	20-16	XLIII	2009	Aaron Francisco	DB	Arizona	L	27-23
XXIV	1990	Steve Young	QB	San Francisco	W	55-10	XLIII	2009	Kelly Poppinga	LB	Arizona	L	27-23
XXIV	1990	Tom Holmoe	DB	San Francisco	W	55-10	XLIII	2009	Chris Hoke	DL	Pittsburgh	W	27-23
XXV	1991	Bart Oates	C	N.Y. Giants	W	20-19	XLIII	2009	Brett Keisel	DE	Pittsburgh	W	27-23
XXVI	1992	Jason Buck	DE	Washington	W	37-24	XLIV	2010	Aaron Francisco	DB	Indianapolis	L	31-17
XXVI	1992	Kurt Gouveia	LB	Washington	W	37-24	XLIV	2010	Austin Collie	WR	Indianapolis	L	31-17
XXIX	1995	Steve Young	QB	San Francisco	W	49-26	XLV	2011	Chris Hoke	DL	Pittsburgh	L	31-25
XXIX	1995	Bart Oates	C	San Francisco	W	49-26	XLV	2011	Brett Keisel	DE	Pittsburgh	L	31-25
XXIX	1995	Jamal Willis	RB	San Francisco	W	49-26	VLVII	2013	Dennis Pitta	TE	Baltimore	W	34-21



COUGARS IN THE NFL



Tom Holmoe



Trevor Matich



Ezekiel Ansah



Dennis Pitta

BYU NFL NOTES

BYU has had 140 players drafted by the NFL and another 166 get NFL opportunities as free agents. BYU has had 11 first round picks, the most recent being Ghana native Ezekiel Ansah, who was drafted No. 5 overall to the Detroit Lions in 2013. BYU's most recent draft pick is All-American linebacker Kyle Van Noy, who was selected in the second round at No. 40 overall by the Lions in 2014.

The average player coming from BYU spends nearly four and a half years in the NFL, about one year longer than the average NFL career.

Punter Lee Johnson had the longest NFL career, spanning 18 seasons and six teams. He was a fifth-round draft pick by the Houston Oilers (1985-87). He went on to play for the Cleveland Browns (1987-1988), Cincinnati Bengals (1988-1998), New England Patriots (1999-2001), Minnesota Vikings (2001) and Philadelphia Eagles (2002). At the time of his retirement, his 51,979 punting yards were the third most in NFL history.

Forty players from BYU have played in the Super Bowl, bringing home 39 total championship rings. Former defensive back and current, athletic director Tom Holmoe has the most with four rings, including three as a player and one as a coach, all with the 49ers. From 1980-1992 the Cougars had at least one representative in the Super Bowl each year.

John Denney is the longest tenured active BYU player in the NFL, heading into his 11th season with the Miami Dolphins. He was a free agent signee.

Steve Young is arguably BYU's best known NFL player, spending 15 seasons in the league, 13 with the 49ers. Young won Super Bowl XXIX 49-26 over the Chargers with a Super Bowl record six touchdown passes, winning the game's MVP award. He was also the league's MVP for the '94 season with 3,969 passing yards, 35 touchdowns and an NFL-record 112.8 passer rating. He was inducted into the NFL Hall of Fame in 2005.



Lee Johnson



Brett Keisel



Steve Young



Kyle Van Noy



COUGARS IN THE DRAFT YR-BY-YR (NFL, CFL, USFL)

PLAYER	YEAR	RND.	TEAM	PLAYER	YEAR	RND.	TEAM
Quinn Lawlor, OL	2015	6	Montreal Alouettes*	Shawn Knight, DT	1987	1/11	New Orleans Saints
Kyle Van Noy, LB	2014	2	Detroit Lions	Jason Buck, DE	1987	1/17	Cincinnati Bengals
Ezekiel Ansah, DE	2013	1/5	Detroit Lions	Mark Bellini, WR	1987	7	Indianapolis Colts
Harvey Unga, RB	2010	7 (s)	Chicago Bears	Lakei Heimuli, RB	1987	9	Chicago Bears
Dennis Pitta, TE	2010	4	Baltimore Ravens	Robbie Bosco, QB	1986	3	Green Bay Packers
Austin Collie, WR	2009	4	Indianapolis Colts	Leon White, LB	1986	5	Cincinnati Bengals
Fui Vakapuna, RB	2009	7	Cincinnati Bengals	Kurt Gouveia, LB	1986	8	Washington Redskins
Bryan Kehl, LB	2008	4	New York Giants	C. Whittingham, LB	1986	9	Cincinnati Bengals
John Beck, QB	2007	2	Miami Dolphins	Vai Sikahema, RB	1986	10	St. Louis Cardinals
Todd Watkins, WR	2006	7	Arizona Cardinals	Glen Kozlowski, WR	1986	11	Chicago Bears
Brady Poppinga, LB	2005	4	Green Bay Packers	Jeff Sprowls, CB	1986	12	San Diego Chargers
Scott Young, OL	2005	5	Philadelphia Eagles	Trevor Matich, C	1985	1/28	New England Patriots
Shaun Nua, DE	2005	7	Pittsburgh Steelers	Robert Anae, G	1985	3	NJ Generals ^
Colby Bockwoldt, LB	2004	7	New Orleans Saints	Kyle Morrell, DB	1985	4	Minnesota Vikings
Dustin Rykert, OL	2003	6	Oakland Raiders	Lee Johnson, P/K	1985	5	Houston Oilers
Spencer Nead, TE	2003	7	New England Patriots	Louis Wong, OT	1985	5	St. Louis Cardinals
Doug Jolley, TE	2002	2	Oakland Raiders	Jim Herrmann, DT	1985	7	Dallas Cowboys
Ryan Denney, DE	2002	2	Buffalo Bills	Steve Young, QB	1984	1 ^, 1(s)	LA Express ^/Tampa Bay
Brandon Doman, QB	2002	5	San Francisco 49ers	Todd Shell, LB	1984	1/24	San Francisco 49ers
Luke Staley, RB	2002	7	Detroit Lions	Kirk Pendleton, WR	1984	11	San Francisco 49ers
Brett Keisel, DE	2002	7	Pittsburgh Steelers	Eddie Stinnett, RB	1984	17	Philadelphia Stars ^
Owen Pochman, K	2001	7	New England Patriots	Gordon Hudson, TE	1984	8 ^, 1(s)	LA Express ^/Seattle
Tevita Ofahengaue, TE	2001	7	Arizona Cardinals	Greg Peterson, DB	1984		Calgary Stampeders*
Rob Morris, LB	2000	1/28	Indianapolis Colts	Casey Tiumalu, RB	1984	14	LA Express ^
Byron Frisch, DL	2000	3	Tennessee Titans	Steve Harper, TE	1984	16	Jacksonville Bulls ^
Matt Johnson, OL	2000	5	Indianapolis Colts	Brandon Flint, DT	1984	17	Pittsburgh Maulers ^
John Tait, OL	1999	1/14	Kansas City Chiefs	Jon Young, DB	1984	19	Philadelphia Stars ^
Daren Yancey, DL	1999	6	Oakland Raiders	Neil Balholm, WR	1983	4	Denver Gold ^
Joe Wong, OL	1999	7	Miami Dolphins	Tom Holmoe, DB	1983	4	San Francisco 49ers
Eric Bateman, OL	1998	5	New York Jets	Chuck Ehin, DE	1983	12	San Diego Chargers
Dustin Johnson, FB	1998	6	New York Jets	Bart Oates, C	1983		Philadelphia Stars ^
Jason Andersen, OL	1998	7	New England Patriots	Scott Collie, WR	1983		Hamilton Tiger-Cats*
Ben Cahoon, WR	1998	1	Montreal Alouettes*	Jim McMahon, QB	1982	1/5	Chicago Bears
Harland Ah You, DL	1998	3	Calgary Stampeders*	Dan Plater, WR	1982	4	Denver Broncos
Itula Mili, TE	1997	6	Seattle Seahawks	Steve Rogers, OT	1982		Denver Gold ^
Mike Ulufale, DL	1996	3	Dallas Cowboys	Brad Anae, DE	1982		Houston Gamblers ^
Evan Pilgrim, OL	1995	3	Chicago Bears	K. Whittingham, LB	1982		Portland Storm ^
Tim Hanshaw, OL	1995	4	San Francisco 49ers	Clay Brown, TE	1981	2	Denver Broncos
Travis Hall, DL	1995	6	Atlanta Falcons	Glen Titensor, DT	1981	3	Dallas Cowboys
Eli Herring, OL	1995	6	Los Angeles Raiders	Scott Phillips, RB	1981	4	Seattle Seahawks
John Walsh, QB	1995	7	Cincinnati Bengals	Nick Eyre, OT	1981	4	Houston Oilers
Derwin Gray, DB	1993	4	Indianapolis Colts	Glenn Redd, LB	1981	6	New Orleans Saints
Ty Detmer, QB	1992	9	Green Bay Packers	Lloyd Jones, WR	1981	8	New York Jets
Neal Fort, OT	1991	6	Los Angeles Rams	Eric Lane, RB	1981	8	Seattle Seahawks
Brian Mitchell, DB	1991	7	Atlanta Falcons	Marc Wilson, QB	1980	1/15	Oakland Raiders
Andy Katoa, LB	1991	9	San Diego Chargers	Mat Mendenhall, DT	1980	2	Washington Redskins
Chris Smith, TE	1991	11	Cincinnati Bengals	Tod Thompson, TE	1979	10	Pittsburgh Steelers
Todd Herget, LB	1991	7	Edmonton Eskimos*	Larry Miller, LB	1979	8	St. Louis Cardinals
Mo Elewonibi, OL	1990	3	Washington Redskins	T. Christensen, FB	1978	2	Dallas Cowboys
John Hunter, OL	1989	3	Minnesota Vikings	Gifford Nielsen, QB	1978	3	Houston Oilers
Rodney Rice, DB	1989	8	New England Patriots	Mekeli Ieremia, DE	1978	6	Chicago Bears
Warren Wheat, OL	1989	8	Los Angeles Rams	Lance Reynolds, OT	1978	9	Pittsburgh Steelers
Rodney Thomas, DB	1988	5	Miami Dolphins	Dave Hubbard, OT	1977	5	New Orleans Saints
David Futrell, NG	1988	12	New York Giants	Bill Rice, DT	1977	8	New York Giants
Steve Kaufusi, DL	1988	12	Philadelphia Eagles	Brian Billick, TE	1977	11	San Francisco 49ers

^ USFL *CFL

PLAYER	YEAR	RND.	TEAM
Brad Oates, OT	1976	3	St. Louis Cardinals
Stan Varner, DE	1976	6	Atlanta Falcons
Orrin Olsen, C	1976	8	Kansas City Chiefs
Sid Smith, LB	1976	10	Tampa Bay Buccaneers
Gary Shaw, DB	1976	17	Los Angeles Rams
Gary Sheide, QB	1975	3	Cincinnati Bengals
Wayne Baker, DT	1975	3	San Francisco 49ers
Paul Linford, DT	1975	4	Baltimore Colts
Lloyd Fairbanks, OG	1975		Montreal Alouettes*
Dave Atkinson, DB	1974	10	Pittsburgh Steelers
Doug Richards, DB	1974	14	Dallas Cowboys
Golden Richards, WR	1973	2	Dallas Cowboys
Paul Howard, OG	1973	3	Denver Broncos
P. VanValkenburg, FB	1973	3	New Orleans Saints
Dan Hansen, DB	1973	15	Detroit Lions
Gordon Gravelle, OT	1972	2	Pittsburgh Steelers
Jeff Lyman, LB	1972	4	St. Louis Cardinals
C. Farasopoulos, DB	1971	3	New York Jets
Jeff Slipp, DE	1970	14	Denver Broncos
Mike Loper, OT	1969	8	San Francisco 49ers
Phil Odle, WR	1968	5	Detroit Lions
Casey Boyette, E	1968	9	San Francisco 49ers
Max Huber, T	1968	13	Boston Patriots
Dennis Patera, K	1968	17	San Francisco 49ers
Curg Belcher, DB	1967	3	Washington Redskins
Virgil Carter, QB	1967	6	Chicago Bears
Lou Andrus, DE	1967	11	Denver Broncos
Dennis Brewster, T	1966	6	Chicago Bears
Allan Robinson, HB	1964	16	Detroit Lions
Gene Frantz, B	1963	17	Detroit Lions
John Kapele, DE	1960	10	Pittsburgh Steelers
Jay Wenig, G	1957	17	New York Giants
Robert Bills, B	1955	17	New York Giants
Dewey Brundage, E	1954	22	Detroit Lions
Ray Oliverson, B	1952	14	Detroit Lions
Rex Barry, B	1951	14	San Francisco 49ers
Merrill Kimball, T	1949	16	Detroit Lions
Gayland Mills, E	1948	29	Green Bay Packers
Scotty Deeds, B	1947	17	Chicago Cards
Marcel Chatterton, B	1947	28	Boston Yanks
Reeve Nilsen, C	1947	16	Detroit Lions
Rich. Chatterton, B	1946	14	Chicago Bears
Dean Chipman, B	1942	14	Washington Redskins
Gar. Chamberlain, T	1942	17	Pittsburgh Steelers
Merrill Waters, E	1939	19	Detroit Lions
J. Stringham, B	1938	9	Brooklyn Dodgers

Ezekiel "Ziggy" Ansah tied Jim McMahon as BYU's highest draft pick in history, going at No. 5 to the Detroit Lions in the 2013 NFL Draft.



BYU'S NFL DRAFT FACTS

- The Cougars have had 11 different players drafted in the first round of the NFL Draft, and one player selected in the first round of the USFL Draft (Steve Young).
- Ezekiel "Ziggy" Ansah was drafted 5th overall by the Detroit Lions in 2013 NFL Draft, tying Jim McMahon for the highest NFL Draft pick out of BYU in the regular NFL Draft. Ansah, who went on to lead all NFL rookies in sacks in 2013, is the highest defensive pick for the Cougars. The highest all-time pick is Steve Young, who was picked first overall in the special 1984 NFL Supplemental Draft of USFL and CFL players.
- In 2014 Kyle Van Noy became the latest Cougar to be drafted in the NFL while becoming the ninth BYU player to be picked in the second round and the 20th former Cougar to be taken in one of the annual draft's first two rounds. The two-time All-American linebacker became the third Cougar linebacker and eighth BYU defender to be selected in the first or second rounds. Van Noy follows Ansah to mark the sixth time in school history BYU has had players taken in the first or second rounds in back-to-back drafts.
- Dennis Pitta became the 10th BYU tight end picked in the NFL Draft and the fourth since 2001. The consensus All-American was the 16th pick in the fourth round of the 2010 draft, 114th overall by the Baltimore Ravens. Pitta was the first Cougar to be selected by the Ravens.
- Defensive line coach Steve Kaufusi was drafted in 1988 by the Philadelphia Eagles. Additionally, three BYU athletic department administrators were also selected in the NFL Draft, including Robbie Bosco (1986, Green Bay Packers), Lee Johnson (1985, Houston Oilers) and Tom Holmoe (1983, San Francisco 49ers).
- Over the past 30 professional drafts, 66 players have been drafted, including 37 offensive players, 28 defensive players and one special teams player from BYU.
- BYU's receiver Austin Collie was drafted by the Indianapolis Colts in the fourth round of the 2009 NFL Draft. A 6-foot-2, 206-pound wide receiver, Collie was the 27th pick of the fourth round and the 127th overall selection. In his rookie year, Collie was named to the All-Rookie team, catching 60 receptions for 676 yards and seven touchdowns including 6 catches for 66 yards in Super Bowl XLIV.



The 2015 BYU Football Almanac has been designed to provide local, regional and national media with useful information about the BYU football program, its history and tradition. Additional information, including video and feature content and bios on all players, is available online at byucougars.com. Should you require additional information, such as photographs, video or additional media guides, please contact the BYU Athletic Communications office at (801) 422-8948. We appreciate your coverage of BYU football and look forward to working with you this season.

CREDENTIAL REQUESTS

All requests for credentials to cover BYU football should be sent from the editor or sports director via official company communication to Brett Pyne in the Athletic Communications office (brett_pyne@byu.edu; BYU Athletic Communications, 30 SFH, Provo, UT 84602; Fax 801-422-0633). Credentials shall be issued only to accredited newsgathering media outlets. Fan-based websites will not be issued media access and credentials but are invited to utilize resources provided online at BYUCougars.com to obtain notes, quotes, statistics and other information about BYU football.

All single-game credential

requests should be received no later than one week prior to the date of the game to ensure consideration. Credentials for working media are restricted in accordance with BYU and NCAA rules and guidelines. Non-working persons, including spouses, dates and children, will not be credentialed and are not allowed in the working media areas during the game as dictated by NCAA guidelines. It is our intention to ensure proper, professional use is made of the space available for credentialed media.

PHOTOGRAPHY

Sideline credentials will be issued only to accredited photographers and television reporters/camera operators on a specific newsgathering assignment. Television organizations shall be restricted to one camera operator and one reporter on the field at all times, except by prior approval from the BYU Athletic Communications office. Freelance and amateur photographers, not on assignment from a credentialed media outlet, are not eligible for credentials.

Credentials must be displayed prominently. All NCAA rules will be enforced regarding media representatives on the sidelines. Photographers are not permitted to shoot between the 25-yard lines. Individuals or organizations violating sideline policies may be required to surrender their

credentials and be removed from the stadium. For additional questions regarding photography guidelines, please contact University photographer Mark Philbrick at (801) 422-7322.

MEDIA SERVICES

The working media area is located on the third floor of the press box, situated on the west side of LaVell Edwards Stadium. Access to the press loge may be obtained via either the north or south elevators with media credentials.

The BYU Athletic Communications staff will provide working media with game notes, season stats, depth charts, flip cards, programs, game stats, postgame notes and quotes and media guides for both teams.

With four minutes remaining on the game clock, media are invited to take the south elevator to ground level in preparation for the postgame press conference. BYU head coach Bronco Mendenhall and selected players will be available in the interview room following the mandatory 10-minute cooling-off period. The BYU locker room is closed to the media.

The BYU press box is also equipped with wireless internet access. Wireless passwords will be provided with other game materials to media working in the press box.

PARKING

LaVell Edwards Stadium is located on the northwest corner of the BYU campus, just off Canyon Road (200 East) and University Parkway (1650 North) in Provo. Media parking is in Lot No. 2, immediately west of the stadium. Parking passes are required and must be obtained in advance.

INTERVIEWS

All interview and information requests regarding all players, coaches and Athletic Department personnel must be arranged in advance through the Athletic Communications office at (801) 422-8948. BYU provides regular media availability each week. Local media members are responsible for attending after-practice media

availability to conduct interviews.

Opponent and national media can arrange telephone interviews through the Athletic Communications office. The Athletic Communications office will send an advisory each week detailing the weekly availability opportunities. Any other interview requests must be made at least 24 hours in advance. Interviews with players are not permitted after Wednesday each game week. Player interviews will not be conducted during regular class hours.

Please contact the Athletic Communications office for specific times and other details if requesting access opportunities.

DISCLAIMER

The Brigham Young University Athletic Media Communications department reserves the right to revoke or deny working media credentials and/or access to any individual or organization at any time for any reason. All credentials are the property of Brigham Young University and must be surrendered upon request.

(AREA CODE – 801) MEDIA RELATIONS

Duff Tittle-Associate AD/Communications. 422-4910
Brett Pyne-Assistant Media Rel. Dir. 422-4912
Kyle Chilton-Assistant Media Rel. Dir. 422-4909
Norma Collett-Assistant Media Rel. Dir . . . 422-4908
Ralph Zobell-Web/Programs Coord.. . . . 422-9769
Jenny Wheeler-Office Manager 422-8948
Kenny Cox-Assistant/FTB 422-8999
McKay Perry-Assistant/FTB 422-8999
Kevin Nielsen-Assistant 422-8999
Royce Hinton-Assistant 422-8999

Address: 30 SFH, Provo, Utah 84602

Website: www.byucougars.com

Edwards Stadium Pressbox: 801-422-2609



BRETT PYNE

Football Media Relations Director
801-422-4912
801-367-1631 (c)
brett_pyne@byu.edu



KENNY COX

Asst. Football Media Relations
801-422-8999
435-229-3276 (c)
footballpr@byu.edu



MCKAY PERRY

Asst. Football Media Relations
801-422-8999
707-533-7420 (c)
cougarpr@byu.edu





TELEVISION PARTNERS

On Sept. 1, 2010, Brigham Young University announced a new 8-year deal with ESPN to televise Cougar football on the sports leader's family of networks. BYU is the first program to sign an exclusive deal with ESPN.

ESPN has agreed that any BYU home games it doesn't select may be televised live on BYUtv.

Since 2011, every BYU home football game has been televised to a live national audience on the ESPN family of networks or BYUtv. Additionally, BYU's national fan base is



able to view same-day rebroadcasts on BYUtv of every home game and

any away game to which ESPN has rights through conference agreements with the host team.

"We've long sought broad, nationwide access to our games for our fans and increased visibility among those who may be less familiar with our university and athletic programs," said then BYU President Cecil O. Samuelson. "We've also been looking for ways to take better advantage of our own unique broadcasting resources."

BYUtv is available in more than 55 million homes on DirectTV, Dish Network and more than 800 cable systems



in North America. The network owns a new state-of-the-art production truck that will allow it to televise games in HD.

ESPN and ESPN2 are both available in almost 99 million homes, while the 24-hour college sports network ESPNU is distributed to over 73 million homes. ESPN also produces college football games that are broadcast on ABC.

Each year, a minimum of three games will be carried on ESPN, ESPN2, or ABC and one on ESPNU. At least one game each season will be carried live on BYUtv.

Over the past three seasons, BYU has had 24 broadcasts on a major national television channel (ESPN, ESPN2, ABC, NBC, CBS, FOX). In all, BYU has had 29 games on an ESPN broadcast network the past three seasons with two additional road games also picked up online on ESPN3.

ESPN has televised many of the great games in Cougar football history, beginning with the network's first live college football telecast. In that 1984 game, the Cougars defeated No. 3 Pitt at the beginning of BYU's national championship season.

ESPN also carried BYU's defeat of top-ranked Miami in 1990, a contest long rated among the top regular-season college football game on ESPN since that year. BYU's season-opening win over No. 3 Oklahoma was ESPN's ninth-highest rated game of the 2009 regular season.

"BYU is nationally recognized as an outstanding university and for the history and tradition of its premier athletic programs," said Burke Magnus, ESPN senior vice

president, college sports programming. "Once BYU decided to chart an independent course for football, we both recognized it is a good opportunity to build and grow our strong 30-year relationship. With this agreement, college football fans around the country will see the quality and pageantry of BYU as well as the passion and enthusiasm of its supporters."

RADIO

BYU football games are heard exclusively on the Nu Skin Cougar IMG Sports Network, including flagship radio station KSL Newsradio in Salt Lake City.

The "Voice of the Cougars" is Greg Wrubell, entering his 15th season as play-by-play commentator. A BYU graduate, Wrubell is in his 24th season on the football broadcast crew, having served as sideline reporter before stepping into the booth.

Wrubell's broadcast partner is former BYU quarterback Marc Lyons, who will be providing analysis and commentary for a 35th season in 2015. Former Cougar receiver and kick returner Nate Meikle returns to the broadcast team in his eighth season reporting from the sidelines, while Jason Shepherd serves as gameday studio host for a fifth season.



BYU football broadcasts are heard via network affiliates in Utah, Idaho and Nevada. Game coverage is also available online at BYUCougars.com and on the BYU Cougars mobile app, with the audio stream and archives made available to a worldwide listening audience.

COACH'S SHOWS

In addition to comprehensive game-day coverage, the Nu Skin Cougar IMG Sports Network produces "BYU Football with Head Coach Bronco Mendenhall," an hourlong broadcast heard Tuesday nights at 7 p.m. MT throughout the season, with a live audience joining Coach Mendenhall, a weekly player guest and host Greg Wrubell at LaVell Edwards Stadium. Coach Mendenhall will also appear on additional weekly programming.

CollegePressBox.com

Collegepressbox.com is the official media website for BYU football and all FBS schools. Access and download weekly game notes, quotes, statistics, media guides, headshots, logos and more for BYU and other FBS schools. Login information will be distributed to accredited media or you can apply for a password by sending an email to password@collegepressbox.com.

2015 SCHEDULE

Sat.	SEP 5	 at NEBRASKA
Sat.	SEP 12	 BOISE STATE
Sat.	SEP 19	<i>Ucla</i> at UCLA
Sat.	SEP 26	 at MICHIGAN
Fri.	OCT 2	 CONNECTICUT
Sat.	OCT 10	 EAST CAROLINA
Fri.	OCT 16	 CINCINNATI
Sat.	OCT 24	 WAGNER
Fri.	NOV 6	 at SAN JOSE ST.
Sat.	NOV 14	 vs MISSOURI
Sat.	NOV 21	 FRESNO STATE
Sat.	NOV 28	 at UTAH STATE



